

Directions for use of Parts Catalogue

1. Applicable model of machines

All component and option parts used for TG5330, 5390 tractors are listed in this parts catalogue.

1) MODEL TYPE

F..... FOUR WHEEL DRIVE
 .
 Q..... IQ SHIFT
 S..... STANDARD MECHANICAL
 .
 D..... DOUBLE CLUTCH
 P..... POWER REVERSER
 .
 W..... DOUBLE AUXILIARY HYDRAULIC VALVES
 J..... JOY STICK VALVE
 .
 R..... FRONT/REAR HITCH & ROPS
 .

2) AREA CODE

E EUROPE
 4.....
 E4D..... GERMANY
 E OCEANIA
 6.....

2. Explanation for head paragraph

KEY	PART CODE	DESCRIPTION	SPC	TYPE OF MODEL						ITC	COL	GRP	REMARKS
				SSM48M	SSM48F	SSM48G	SRM48M	SRM48F	SRM48G				
1	8595-211-001-20	CASE/UPPER	*	1 -229			1						
1A	8657-201-081-00	CASE/UPPER	*	1 -230-			1						
2	8595-211-002-10	CASE/LOWER	*	1			1						
3	V523-100-801-80	PIN	*	1			1						
4	V211-260-803-00	BOLT, SENS	*	1			1						
			*	1 -229			1						
			*	1 -230-			1						
			*	1			1						

- ① KEY shows the location of parts diagramed in the illustration.
- ② Parts numbers begin with `V` and `W` are standard parts of the market.
- ③ `LH` and `RH` on the parts name are described against the moving direction of the machine or are described on the condition how to install parts on the machines.
- ④ SPC : The following symbol classifies parts to be used for machines.
 `*` means standard parts.
 `T` shows that the parts can be installed as optional parts.
 `R` shows that the parts can be used as applicable parts to replace originally equipped parts.
- ⑤ Upper column : QTY shows the number of parts to be used for one unit of machine.
 `M` is indicated for parts supplied by a meter long.
 `l` is indicated for parts supplied by liter.
 `AR` is indicated for parts need to be adjusted or regulated.
- Lower column : serial number
 -229 means serial number up to 229.
 230- means serial number 230 and after.
- ⑥ ITC : Interchangeability
 `1`...OLD ← NEW
 New parts can be used in place of the old parts.
 `2`...OLD → NEW
 Old parts can be used in place of the new parts.

3 OLD → NEW

Old parts and new parts can not be replaced each other.

⑦ COL : Color code

Color is signified with color code number for colored parts.

Please see the color list shown in the next page.

⑧ GRP : Parts shown in this column can be replaced by SET parts.

Example : Parts marked ㉠ can be replaced by parts marked ㉢, and ㉡ for ㉣, so the rest follow in the same alphabetical order.

⑨ Remarks

- * Other maker's part code number is shown in this column.
- * When Fig. No. is shown in the Remark column of SET parts or ASSY parts, each of their component parts are listed in said Fig. No.

3. Color :

The following colors are used color parts.

COLOR CODE	COLOR	SPRAY TYPE CODE NUMBER	PAINTS 4K DRUM	PAINTS 16K DRUM
4 L	NEO BLUE	1300-985-001-10	1300-985-003-00	_____
5 I	SUNSET GRAY	1300-959-001-10	1300-959-003-00	1300-959-004-00
6 G	SUMMER WHITE	1300-958-001-10	1300-958-003-00	1300-958-004-00
7 F	MIRROR BLACK	1300-954-001-10	1300-954-003-00	1300-954-004-00

NOTE : Color code is signified only for the parts assigned by the maker as color parts.

4. Serial Numbers :

- 1) For engines serial number is stamped on CYLINDER BLOCK ASSY.
Please see Fig. No. 5-1.
- 2) For chassies serial number is shown on the LABEL.
Please see



5. Parts Order

- 1) Parts numbers listed in the parts catalogue are all registered in “ISEKI on-line computer” .
- 2) When you order parts, please make sure of correct numbers.
- 3) When substitute parts is available, the part number ordered will be automatically turned to a new part number.
- 4) Please be sure to use “ISEKI GENUINE PARTS” .

Any other similar parts other than ISEKI parts when used may cause a trouble that makes us unable to repair or guarantee the warrant.

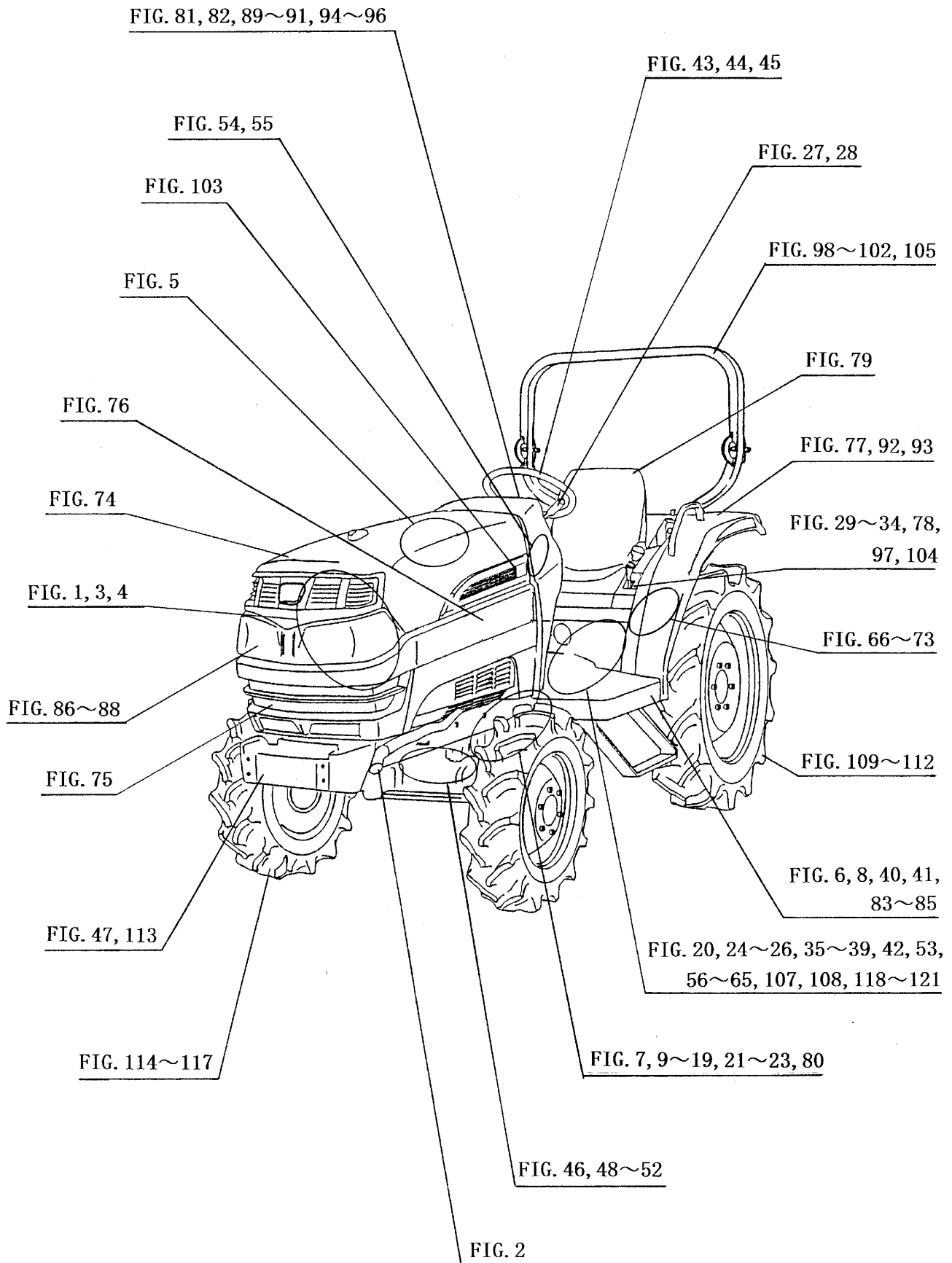
*** Structure Table of Model ***

M O D E L	T G	T G	T G	T G								
	5 F F F 5 F 5 F F F 5 F											
	3 Q Q S 3 P 3 Q Q S 3 P											
	3 R R D 3 W 9 R R D 9 W											
	0 E E R 0 J 0 E E R 0 J											
FIG.	E 4 4 E E R E 4 4 E R											
	4 D 4 6 E 4 D 4 6 E 6											
1	***	*	***	*								
2	***	*	***	*								
3	***		***									
4		*		*								
5	***	*	***	*								
6	***	*	***	*								
7	***	*	***	*								
8	***	*	***	*								
9		*		*								
10	**		**									
11	*		*									
12	**	*	**	*								
13	*		*	*								
14	***	*	***	*								
15	***	*	***	*								
16	***	*	***	*								
17	***	*	***	*								
18	***	*	***	*								
19	***	*	***	*								
20	***	*	***	*								
21	*		*									
22	*	*	*	*								
23	**		**									
24	***	*	***	*								
25	***	*	***	*								
26	***	*	***	*								
27	*		*									
28	**	*	**	*								
29	***	*	***	*								
30	*	*	*	*								
31	**		**									
32	***	*	***	*								
33		*		*								
34	***		***									
35	***	*	***	*								
36	***	*	***	*								
37	***	*	***	*								
38		*		*								
39	***		***									
40		*		*								
41	***		***									
42	***		***									
43	***	*	***	*								
44	*		*									
45	**	*	**	*								

M O D E L	T G	T G	T G	T G								
	5 F F F 5 F 5 F F F 5 F	3 Q Q S 3 P 3 Q Q S 3 P	3 R R D 3 W 9 R R D 9 W	0 E E R 0 J 0 E E R 0 J	E 4 4 E E R E 4 4 E E R	4 D 4 6 E 4 D 4 6 E						
FIG.												
46	***	*	***	*								
47	***	*	***	*								
48	***	*	***	*								
49	***	*	***	*								
50	***	*	***	*								
51	***	*	***	*								
52	***	*	***	*								
53	***	*	***	*								
54	***	*	***	*								
55	T T *	T	T T *	T								
56	*	*	*	*								
57	**	*	**	*								
58	***	*	***	*								
59	*	*	*	*								
60		*		*								
61	**	*	**	*								
62		*		*								
63		*		*								
64		*		*								
65	***	*	***	*								
66		*		*								
67	***	*	***	*								
68		*		*								
69	*	*	*	*								
70	*	*	*	*								
71	*	*	*	*								
72		*		*								
73	* T *	*	* T *	*								
74	***	*	***	*								
75	***	*	***	*								
76	***	*	***	*								
77	***	*	***	*								
78	***	*	***	*								
79		*		*								
80	***	*	***	*								
81		*		*								
82	***	*	***	*								
83		*		*								
84	*	*	*	*								
85	**	*	**	*								
86	*	*	*	*								
87		*		*								
88	**	*	**	*								
89	*	*	*	*								
90	**	*	**	*								

*** Structure Table of Model ***

M O D E L	T G	T G	T G	T G								
	5 F F F 5	F 5 F F F	5 F									
	3 Q Q S 3	P 3 Q Q S	3 P									
	3 R R D 3	W 9 R R D	9 W									
	0 E E R 0	J 0 E E R	0 J									
FIG.	E 4 4 E E	R E 4 4 E	R									
	4 D 4 6	E 4 D 4	6 E									
		6	6									
91		*	*									
92		*	*									
93	***	***										
94	*	*	*									
95	**	**										
96	*	*	*									
97	**	**										
98	***	***	*									
99		*	*									
100	***	***										
101		*	*									
102	***	***										
103	***	*	***	*								
104	***	*	***	*								
105	***	*	***	*								
106	***	*	***	*								
107	T T	T T										
108	T	T	T	T								
109	T T T	T T T										
110		T T T	T									
111	T T	T T T	T									
112	T	T	T	T								
113	T T T	T T T T	T									
114		T T T	T									
115	T	T										
116	T T T	T T T	T									
117	T T T	T T T T	T									
118	T T T	T T T T	T									
119	T T T	T T T										
120	T T T	T T T										
121	T T T	T T T										
122	*	*										
123	**	*	**	*								
124	**	**	*	*								
125	***	*	***	*								
126	T T T	*	T T T	*								
127	**	*	**	*								
128	T T T	*	T T T	*								
129	***	*	***	*								
130	**	*	**	*								
131	***	*	***	*								



Contents

TG5330E4(Q TYPE)

ENGINE(E3CDVB41)

CYLINDER HEAD.....	Fig. 1
CYLINDER HEAD COVER.....	Fig. 2
INLET MANIFOLD.....	Fig. 3
EXHAUST MANIFOLD.....	Fig. 4
CYLINDER BLOCK.....	Fig. 5
BEARING/UNDER SIZE.....	Fig. 6
OIL PAN.....	Fig. 7
REAR OLATE.....	Fig. 8
TIMING GEAR CASE.....	Fig. 9
HANGER.....	Fig. 10
VALVE.....	Fig. 11
CAM SHAFT.....	Fig. 12
PISTON.....	Fig. 13
PISTON/OVER SIZE.....	Fig. 14
CRANK SHAFT.....	Fig. 15
OIL PUMP.....	Fig. 16
WATER PUMP.....	Fig. 17
COOLING FAN.....	Fig. 18
INJECTION NOZZLE.....	Fig. 19
INJECTION PUMP.....	Fig. 20
FUEL PIPE.....	Fig. 21
ADAPTER.....	Fig. 22
ELECTRIC(1).....	Fig. 23
ELECTRIC(2).....	Fig. 24

REPAIR PARTS..... Fig. 25

COMPONENT PARTS

 FOR 6215-300-045-00 ON Fig.19..... Fig. 26

COMPONENT PARTS

 FOR 6215-600-104-20 ON Fig.20..... Fig. 27

COMPONENT PARTS

 FOR 6281-100-007-20 ON Fig.23..... Fig. 28

COMPONENT PARTS

 FOR 6281-200-020-00 ON Fig.23..... Fig. 29

Contents

TG5330E4(EXCEPT Q TYPE)

ENGINE(E3CDVB39)

CYLINDER HEAD.....	Fig. 1
CYLINDER HEAD COVER.....	Fig. 2
INLET MANIFOLD.....	Fig. 3
EXHAUST MANIFOLD.....	Fig. 4
CYLINDER BLOCK.....	Fig. 5
BEARING/UNDER SIZE.....	Fig. 6
OIL PAN.....	Fig. 7
REAR OLATE.....	Fig. 8
TIMING GEAR CASE.....	Fig. 9
HANGER.....	Fig. 10
VALVE.....	Fig. 11
CAM SHAFT.....	Fig. 12
PISTON.....	Fig. 13
PISTON/OVER SIZE.....	Fig. 14
CRANK SHAFT.....	Fig. 15
OIL PUMP.....	Fig. 16
WATER PUMP.....	Fig. 17
COOLING FAN.....	Fig. 18
INJECTION NOZZLE.....	Fig. 19
INJECTION PUMP.....	Fig. 20
FUEL PIPE.....	Fig. 21
ADAPTER.....	Fig. 22
ELECTRIC(1).....	Fig. 23
ELECTRIC(2).....	Fig. 24

REPAIR PARTS..... Fig. 25

COMPONENT PARTS

 FOR 6215-300-045-00 ON Fig.19..... Fig. 26

COMPONENT PARTS

 FOR 6215-600-104-20 ON Fig.20..... Fig. 27

COMPONENT PARTS

 FOR 6281-100-007-20 ON Fig.23..... Fig. 28

COMPONENT PARTS

 FOR 6281-200-020-00 ON Fig.23..... Fig. 29

Contents

TG5330E6

ENGINE(E3CDVB40)

CYLINDER HEAD.....	Fig. 1
CYLINDER HEAD COVER.....	Fig. 2
INLET MANIFOLD.....	Fig. 3
EXHAUST MANIFOLD.....	Fig. 4
CYLINDER BLOCK.....	Fig. 5
BEARING/UNDER SIZE.....	Fig. 6
OIL PAN.....	Fig. 7
REAR OLATE.....	Fig. 8
TIMING GEAR CASE.....	Fig. 9
HANGER.....	Fig. 10
VALVE.....	Fig. 11
CAM SHAFT.....	Fig. 12
PISTON.....	Fig. 13
PISTON/OVER SIZE.....	Fig. 14
CRANK SHAFT.....	Fig. 15
OIL PUMP.....	Fig. 16
WATER PUMP.....	Fig. 17
COOLING FAN.....	Fig. 18
INJECTION NOZZLE.....	Fig. 19
INJECTION PUMP.....	Fig. 20
FUEL PIPE.....	Fig. 21
ADAPTER.....	Fig. 22
ELECTRIC(1).....	Fig. 23
ELECTRIC(2).....	Fig. 24

REPAIR PARTS..... Fig. 25

COMPONENT PARTS

 FOR 6215-300-045-00 ON Fig.19..... Fig. 26

COMPONENT PARTS

 FOR 6215-600-104-20 ON Fig.20..... Fig. 27

COMPONENT PARTS

 FOR 6281-100-007-20 ON Fig.23..... Fig. 28

COMPONENT PARTS

 FOR 6281-200-020-00 ON Fig.23..... Fig. 29

Contents

TG5390E4(Q TYPE)

ENGINE(E3CDVTB11)

CYLINDER HEAD.....	Fig. 1
CYLINDER HEAD COVER.....	Fig. 2
INLET MANIFOLD.....	Fig. 3
EXHAUST MANIFOLD.....	Fig. 4
TURBO CHARGER.....	Fig. 5
CYLINDER BLOCK(1/2)(2/2).....	Fig. 6
BEARING/UNDER SIZE.....	Fig. 7
OIL PAN.....	Fig. 8
REAR OLATE.....	Fig. 9
TIMING GEAR CASE.....	Fig. 10
HANGER.....	Fig. 11
VALVE.....	Fig. 12
CAM SHAFT.....	Fig. 13
PISTON.....	Fig. 14
PISTON/OVER SIZE.....	Fig. 15
CRANK SHAFT.....	Fig. 16
OIL PUMP.....	Fig. 17
WATER PUMP.....	Fig. 18
COOLING FAN.....	Fig. 19
INJECTION NOZZLE.....	Fig. 20
INJECTION PUMP.....	Fig. 21
FUEL PIPE.....	Fig. 22
ADAPTER.....	Fig. 23
ELECTRIC(1).....	Fig. 24

ELECTRIC(2)..... Fig. 25

REPAIR PARTS..... Fig. 26

COMPONENT PARTS

 FOR 6215-300-037-00 ON Fig.20..... Fig. 27

COMPONENT PARTS

 FOR 6215-600-078-10 ON Fig.21..... Fig. 28

COMPONENT PARTS

 FOR 6281-100-007-20 ON Fig.24..... Fig. 29

COMPONENT PARTS

 FOR 6281-200-021-00 ON Fig.24..... Fig. 30

Contents

TG5390E4(EXCEPT Q TYPE)

ENGINE(E3CDVTB09)

CYLINDER HEAD.....	Fig. 1
CYLINDER HEAD COVER.....	Fig. 2
INLET MANIFOLD.....	Fig. 3
EXHAUST MANIFOLD.....	Fig. 4
TURBO CHARGER.....	Fig. 5
CYLINDER BLOCK(1/2)(2/2).....	Fig. 6
BEARING/UNDER SIZE.....	Fig. 7
OIL PAN.....	Fig. 8
REAR OLATE.....	Fig. 9
TIMING GEAR CASE.....	Fig. 10
HANGER.....	Fig. 11
VALVE.....	Fig. 12
CAM SHAFT.....	Fig. 13
PISTON.....	Fig. 14
PISTON/OVER SIZE.....	Fig. 15
CRANK SHAFT.....	Fig. 16
OIL PUMP.....	Fig. 17
WATER PUMP.....	Fig. 18
COOLING FAN.....	Fig. 19
INJECTION NOZZLE.....	Fig. 20
INJECTION PUMP.....	Fig. 21
FUEL PIPE.....	Fig. 22
ADAPTER.....	Fig. 23
ELECTRIC(1).....	Fig. 24

ELECTRIC(2)..... Fig. 25

REPAIR PARTS..... Fig. 26

COMPONENT PARTS

 FOR 6215-300-037-00 ON Fig.20..... Fig. 27

COMPONENT PARTS

 FOR 6215-600-078-10 ON Fig.21..... Fig. 28

COMPONENT PARTS

 FOR 6281-100-007-20 ON Fig.24..... Fig. 29

COMPONENT PARTS

 FOR 6281-200-021-00 ON Fig.24..... Fig. 30

Contents

TG5390E6

ENGINE(E3CDVTB10)

CYLINDER HEAD.....	Fig. 1
CYLINDER HEAD COVER.....	Fig. 2
INLET MANIFOLD.....	Fig. 3
EXHAUST MANIFOLD.....	Fig. 4
TURBO CHARGER.....	Fig. 5
CYLINDER BLOCK(1/2)(2/2).....	Fig. 6
BEARING/UNDER SIZE.....	Fig. 7
OIL PAN.....	Fig. 8
REAR OLATE.....	Fig. 9
TIMING GEAR CASE.....	Fig. 10
HANGER.....	Fig. 11
VALVE.....	Fig. 12
CAM SHAFT.....	Fig. 13
PISTON.....	Fig. 14
PISTON/OVER SIZE.....	Fig. 15
CRANK SHAFT.....	Fig. 16
OIL PUMP.....	Fig. 17
WATER PUMP.....	Fig. 18
COOLING FAN.....	Fig. 19
INJECTION NOZZLE.....	Fig. 20
INJECTION PUMP.....	Fig. 21
FUEL PIPE.....	Fig. 22
ADAPTER.....	Fig. 23
ELECTRIC(1).....	Fig. 24

ELECTRIC(2)..... Fig. 25

REPAIR PARTS..... Fig. 26

COMPONENT PARTS

 FOR 6215-300-037-00 ON Fig.20..... Fig. 27

COMPONENT PARTS

 FOR 6215-600-078-10 ON Fig.21..... Fig. 28

COMPONENT PARTS

 FOR 6281-100-007-20 ON Fig.24..... Fig. 29

COMPONENT PARTS

 FOR 6281-200-021-00 ON Fig.24..... Fig. 30

Contents

CHASSIS

RADIATOR SYSTEM(1/2)(2/2).....	Fig. 1
MUFFLER SYSTEM.....	Fig. 2
CLEANER (AIR) SYSTEM (E4 TYPE).....	Fig. 3
CLEANER (AIR) SYSTEM (E6 TYPE).....	Fig. 4
TANK (FUEL) SYSTEM(1/2)(2/2).....	Fig. 5
ACCELERATOR SYSTEM.....	Fig. 6
CLUTCH (MAIN) SYSTEM.....	Fig. 7
PEDAL (CLUTCH) SYSTEM.....	Fig. 8
CASE (TRANSMISSION/FRONT)	
SYSTEM (P TYPE).....	Fig. 9
CASE (TRANSMISSION/FRONT)	
SYSTEM (Q TYPE).....	Fig. 10
CASE (TRANSMISSION/FRONT)	
SYSTEM (S TYPE).....	Fig. 11
GEAR (REVERSE) SYSTEM (P,Q TYPE).....	Fig. 12
GEAR (REVERSE) SYSTEM (S TYPE).....	Fig. 13
GEAR (PTO/FRONT) SYSTEM.....	Fig. 14
GEAR (MAIN) SYSTEM.....	Fig. 15
GEAR (SUB) SYSTEM.....	Fig. 16
GEAR (4WD) SYSTEM.....	Fig. 17
GEAR (PTO/REAR) SYSTEM.....	Fig. 18
COVER (MID PTO) SYSTEM.....	Fig. 19
CASE (TRANSMISSION/REAR) SYSTEM.....	Fig. 20
FORK (SHIFT/REVERSE) SYSTEM (S TYPE).....	Fig. 21
FORK (SHIFT/MAIN) SYSTEM (P,S TYPE).....	Fig. 22
FORK (SHIFT/MAIN) SYSTEM (Q TYPE).....	Fig. 23
FORK (SHIFT/SUB) SYSTEM.....	Fig. 24

ARM (SHIFT/4WD) SYSTEM.....	Fig. 25
FORK (SHIFT/PTO) SYSTEM.....	Fig. 26
LEVER (REVERSE) SYSTEM (S TYPE).....	Fig. 27
LEVER (REVERSE) SYSTEM (P,Q TYPE).....	Fig. 28
LEVER (MAIN) SYSTEM.....	Fig. 29
LEVER (SUB) SYSTEM (P,S TYPE).....	Fig. 30
LEVER (SUB) SYSTEM (Q TYPE).....	Fig. 31
LEVER (4WD) SYSTEM.....	Fig. 32
LEVER (PTO) SYSTEM (E6 TYPE).....	Fig. 33
LEVER (PTO) SYSTEM (E4 TYPE).....	Fig. 34
PINION (DRIVE),	
DIFFERENTIAL GEAR SYSTEM.....	Fig. 35
HOUSING (AXLE/REAR) SYSTEM.....	Fig. 36
DIFF-LOCK SYSTEM.....	Fig. 37
BRAKE SYSTEM (E6 TYPE).....	Fig. 38
BRAKE SYSTEM (E4 TYPE).....	Fig. 39
PEDAL (BRAKE),	
BRAKE (PARKING) SYSTEM	
(E6 TYPE).....	Fig. 40
PEDAL (BRAKE) SYSTEM (E4 TYPE).....	Fig. 41
BRAKE (PARKING) SYSTEM (E4 TYPE).....	Fig. 42
WHEEL (STEERING) SYSTEM.....	Fig. 43
COLUMN (STEERING) SYSTEM (S TYPE).....	Fig. 44
COLUMN (STEERING) SYSTEM (P,Q TYPE).....	Fig. 45
STEERING (POWER) SYSTEM.....	Fig. 46
BRACKET (AXLE) SYSTEM.....	Fig. 47
SHAFT (DRIVE) SYSTEM.....	Fig. 48
CASE (BEVEL) SYSTEM.....	Fig. 49
HOUSING (AXLE/FRONT) SYSTEM.....	Fig. 50
CASE (GEAR/FRONT) SYSTEM.....	Fig. 51
TIE ROD SYSTEM.....	Fig. 52
CYLINDER CASE SYSTEM.....	Fig. 53
MECHANICAL LINK (POSITION)	
SYSTEM(1/2)(2/2).....	Fig. 54

MECHANICAL LINK (DRAFT) SYSTEM

(S TYPE-STANDARD/P,Q TYPE-OPTION).....	Fig. 55
HYD. SYSTEM (MAIN) (S TYPE)(1/2)(2/2).....	Fig. 56
HYD. SYSTEM (MAIN) (P,Q TYPE)(1/2)(2/2).....	Fig. 57
COVER (RELIEF METAL) SYSTEM (E4 TYPE).....	Fig. 58
HYD. SYSTEM (SUB) (S TYPE).....	Fig. 59
HYD. SYSTEM (SUB) (P TYPE)(1/2)(2/2).....	Fig. 60
HYD. SYSTEM (SUB) (Q TYPE)(1/2)(2/2).....	Fig. 61
JOY STICK VALVE SYSTEM (E6 TYPE)(1/2)(2/2).....	Fig. 62
VALVE (REMOTE/2R) SET (E6 TYPE).....	Fig. 63
3P LINK SYSTEM (E6 TYPE).....	Fig. 64
3P LINK SYSTEM (E4 TYPE).....	Fig. 65
LIFT ROD (BEVEL) SYSTEM (E6 TYPE).....	Fig. 66
LIFT ROD (BEVEL) SYSTEM (E4 TYPE).....	Fig. 67
TOP LINK BRACKET SYSTEM (E6 TYPE).....	Fig. 68
TOP LINK BRACKET SYSTEM (QE4D TYPE).....	Fig. 69
TOP LINK BRACKET SYSTEM	
(QE4 TYPE EXCEPT D).....	Fig. 70
TOP LINK BRACKET SYSTEM (SE4 TYPE).....	Fig. 71
DRAW BAR (FIX) SYSTEM (E6 TYPE).....	Fig. 72
DRAW BAR (FIX) SYSTEM	
(E4 TYPE EXCEPT E4D-STANDARD/ E4D TYPE-OPTION).....	Fig. 73
HOOD SYSTEM.....	Fig. 74
GRILLE SYSTEM.....	Fig. 75
COVER (SIDE) SYSTEM.....	Fig. 76
FENDER SYSTEM.....	Fig. 77
LEVER GUIDE SYSTEM.....	Fig. 78
SEAT SYSTEM (E6 TYPE).....	Fig. 79
MOUNT SYSTEM.....	Fig. 80
FLOOR (FRONT) SYSTEM (E6 TYPE).....	Fig. 81
FLOOR (FRONT) SYSTEM (E4 TYPE).....	Fig. 82
FLOOR (REAR) SYSTEM (P TYPE).....	Fig. 83

FLOOR (REAR) SYSTEM (S TYPE).....	Fig. 84
FLOOR (REAR) SYSTEM (Q TYPE).....	Fig. 85
ELC. SYSTEM (FRONT) (S TYPE)(1/2)(2/2).....	Fig. 86
ELC. SYSTEM (FRONT) (P TYPE)(1/2)(2/2).....	Fig. 87
ELC. SYSTEM (FRONT) (Q TYPE)(1/2)(2/2).....	Fig. 88
ELC. SYSTEM (MAIN) (S TYPE)(1/2)(2/2).....	Fig. 89
ELC. SYSTEM (MAIN) (Q TYPE)(1/2)(2/2).....	Fig. 90
ELC. SYSTEM (MAIN) (P TYPE)(1/2)(2/2).....	Fig. 91
ELC. SYSTEM (REAR) (E6 TYPE).....	Fig. 92
ELC. SYSTEM (REAR) (E4 TYPE).....	Fig. 93
METER PANEL SYSTEM (P,S TYPE).....	Fig. 94
METER PANEL SYSTEM (Q TYPE).....	Fig. 95
CONTROL SYSTEM (P,S TYPE).....	Fig. 96
CONTROL SYSTEM (Q TYPE).....	Fig. 97
7P SOCKET SYSTEM.....	Fig. 98
FRAME (REAR) SYSTEM (E6 TYPE).....	Fig. 99
FRAME (REAR) SYSTEM (E4 TYPE).....	Fig.100
FRAME SYSTEM (E6 TYPE).....	Fig.101
FRAME SYSTEM (E4 TYPE).....	Fig.102
ORNAMENT.....	Fig.103
LABEL (CONTROL).....	Fig.104
LABEL (CAUTION).....	Fig.105
TOOL.....	Fig.106

OPTIONAL PARTS

MID PTO SET (Q TYPE) (OPTION)(1/2)(2/2).....	Fig.107
MID PTO SET (P,S TYPE) (OPTION)(1/2)(2/2).....	Fig.108
REAR WHEEL SYSTEM	
(TG5330-ALL TYPE/TG5390-P,Q TYPE) (OPTION).....	Fig.109
REAR WHEEL SYSTEM (TG5390) (OPTION).....	Fig.110
REAR WHEEL (TURF) SYSTEM (P,Q TYPE)	
(OPTION).....	Fig.111

REAR WHEEL (TURF) SYSTEM (S TYPE)

(OPTION).....Fig.112

BUMPER HITCH SYSTEM (OPTION)..... Fig.113

FRONT WHEEL SYSTEM (TG5390) (OPTION)..... Fig.114

HUB RING SYSTEM (S TYPE) (OPTION)..... Fig.115

FRONT WHEEL SYSTEM

(TG5330-ALL TYPE/TG5390-P,Q TYPE) (OPTION)..... Fig.116

FRONT WHEEL (TURF) SYSTEM (OPTION)..... Fig.117

CUT OFF PLUG ASSY (OPTION)..... Fig.118

JOY STICK VALVE SET (E4 TYPE)

(OPTION)(1/2)(2/2)..... Fig.119

VALVE (REMOTE/1R) SET (E4 TYPE)

(OPTION)..... Fig.120

VALVE (REMOTE/2R) SET (E4 TYPE)

(OPTION)..... Fig.121

COMPONENT PARTS

COMPONENT PARTS

FOR K135-015-000-00 ON Fig.59..... Fig.122

COMPONENT PARTS

FOR K135-018-000-00 ON Fig.60,61..... Fig.123

COMPONENT PARTS

FOR K192-003-000-00 ON Fig.23..... Fig.124

COMPONENT PARTS

FOR K211-073-000-00 ON Fig.56,57..... Fig.125

COMPONENT PARTS

FOR K211-074-000-00 ON Fig.62,119..... Fig.126

COMPONENT PARTS

FOR K256-004-000-00 ON Fig.60,61..... Fig.127

COMPONENT PARTS

FOR 1640-530-600-10 ON Fig.63,120,121..... Fig.128

COMPONENT PARTS

FOR 1723-407-200-10 ON Fig.46..... Fig.129

COMPONENT PARTS

FOR 1729-203-300-00 ON Fig.12..... Fig.130

COMPONENT PARTS

FOR 1742-209-210-00 ON Fig.14..... Fig.131

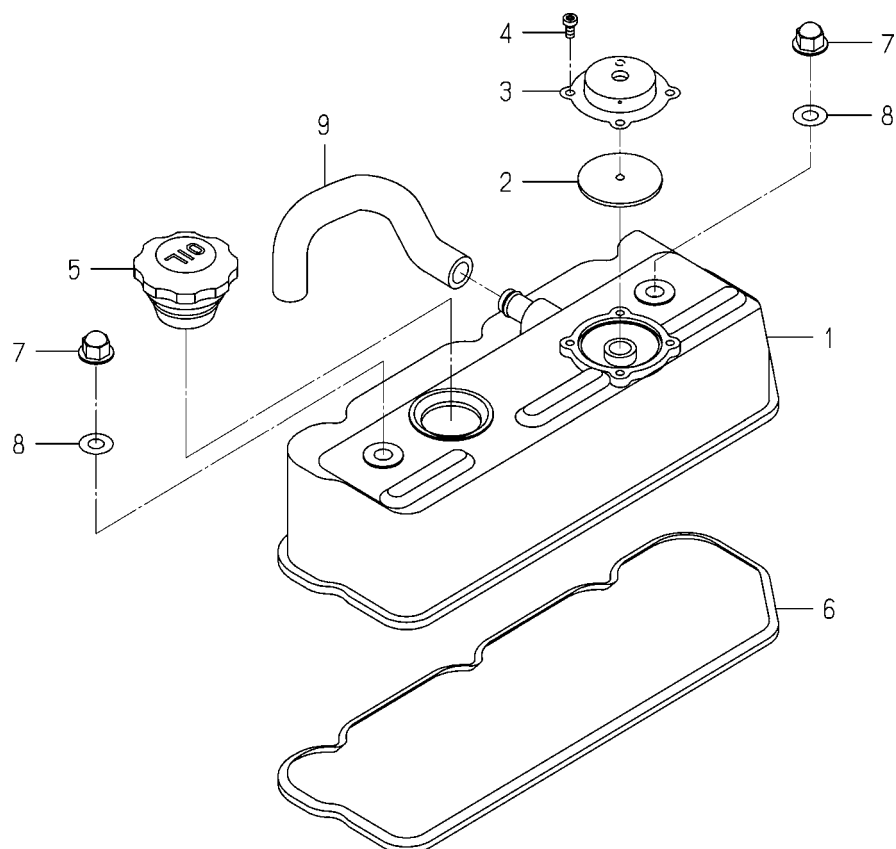
WIRING DIAGRAM (1)

WIRING DIAGRAM (2)

E N G I N E

E3CDVB41...TG5330E4(Q TYPE)

FIG. 2 CYLINDER HEAD COVER



6005-110F-0100

[illegible]

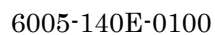
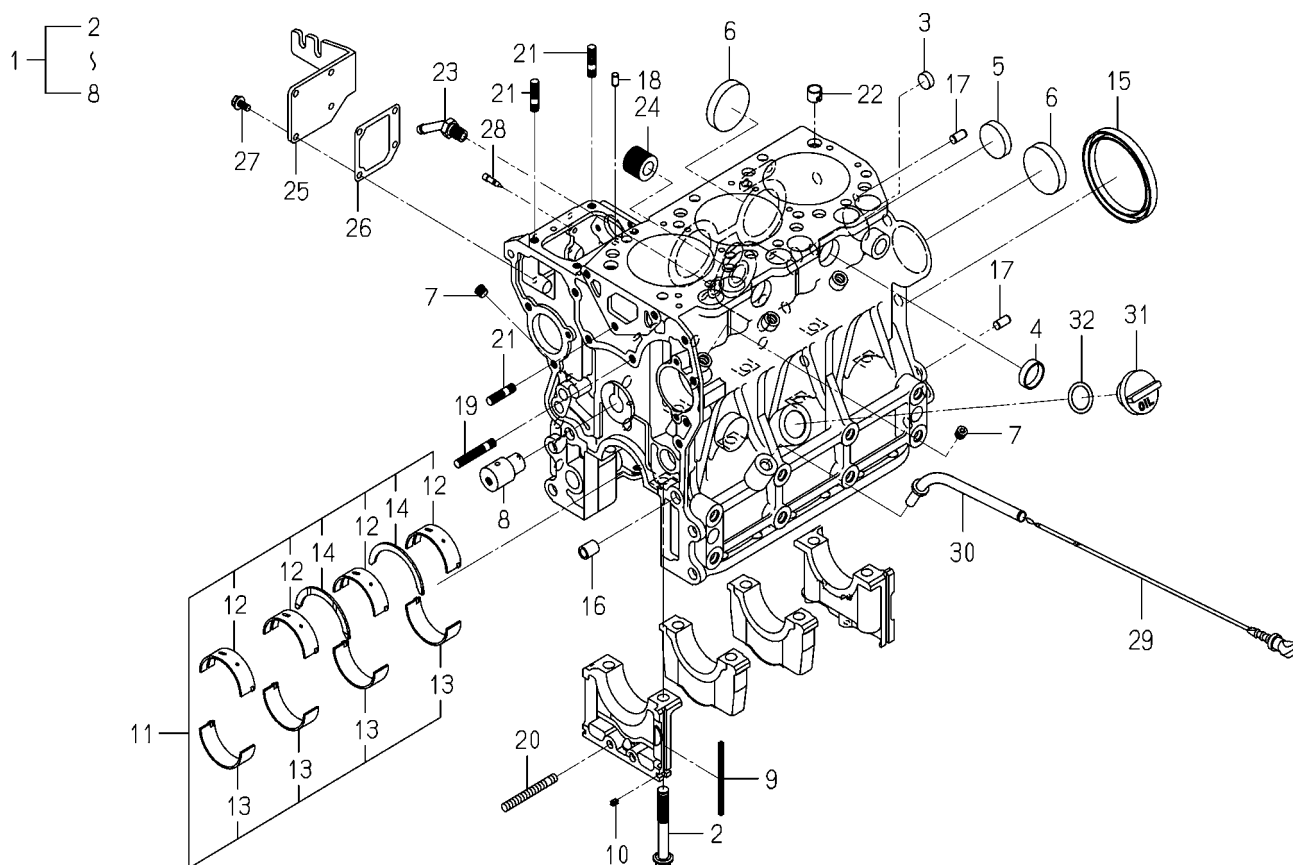
[illegible]

FIG. 5 CYLINDER BLOCK

6005-203A-0100

KEY	PART CODE	DESCRIPTION	S P C	TYPE OF MODEL		I T C	C O L	G R P	REMARKS
				E3CD VB41					
1	6211-210-081-00	CYLINDERBLOCK ASSY	*	1					
2	6209-000-006-00	BOLT	*	8					
3	6209-610-007-00	CUP/SEALING/16	*	2					
4	6209-610-001-10	CUP/SEALING/28	*	2					
5	6209-610-009-00	CUP/SEALING/36	*	1					
6	6209-610-003-00	CUP/SEALING/50	*	3					
7	6509-605-019-10	PLUG	*	8					
8	6212-531-008-20	PIN/IDLEGEAR	*	1					
9	6211-258-001-00	SEAL, BEARING CAP	*	4					
10	6211-258-002-00	SEAL, BEARING CAP/7	*	2					
11	6211-510-008-00	BEARING/CRANK SET	*	1					
12	6211-511-007-00	BEARING/CRANK/UPPER	*	4					
13	6211-511-008-00	BEARING/CRANK/LOWER	*	4					
14	6211-599-004-00	BEARING/THRUST/CRANK	*	2					
15	6209-625-003-20	OILSEAL	*	1					
16	6209-749-001-20	PIN/TUBE	*	2					
17	6213-129-006-00	PIN/STRAIGHT	*	2					
18	6209-740-005-00	PIN	*	2					
19	6904-110-840-00	STUD/M8X40	*	1					
20	V251-340-806-00	BOLT/STUD	*	1					
21	6904-110-822-00	STUD	*	3					
22	6294-453-002-00	DOWEL	*	2					
23	6213-721-007-00	PIPE/WATERDRAIN	*	1					
24	6213-319-001-00	CONNECTOR, OIL FILTER	*	1					
25	6211-291-015-20	COVER/INJECTIONPUMP	*	1					
26	6211-292-001-20	GASKET/COVER	*	1					
27	V230-360-601-20	FLANGE BOLT	*	4					
28	6215-549-013-00	PIN	*	1					
29	6211-760-046-00	LEVELGAGE	*	1					
30	6211-766-033-00	GUIDE/LEVELGAGE COMP	*	1					


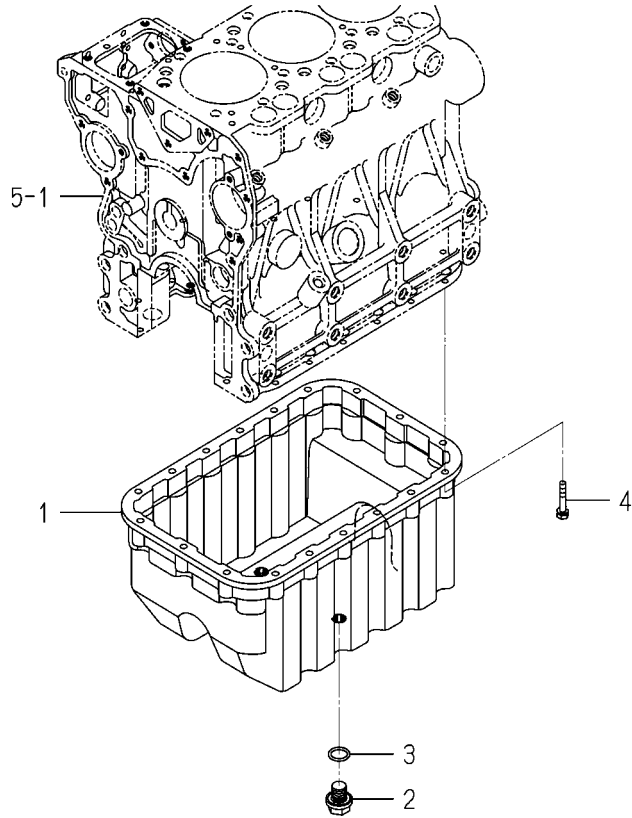
[illegible]

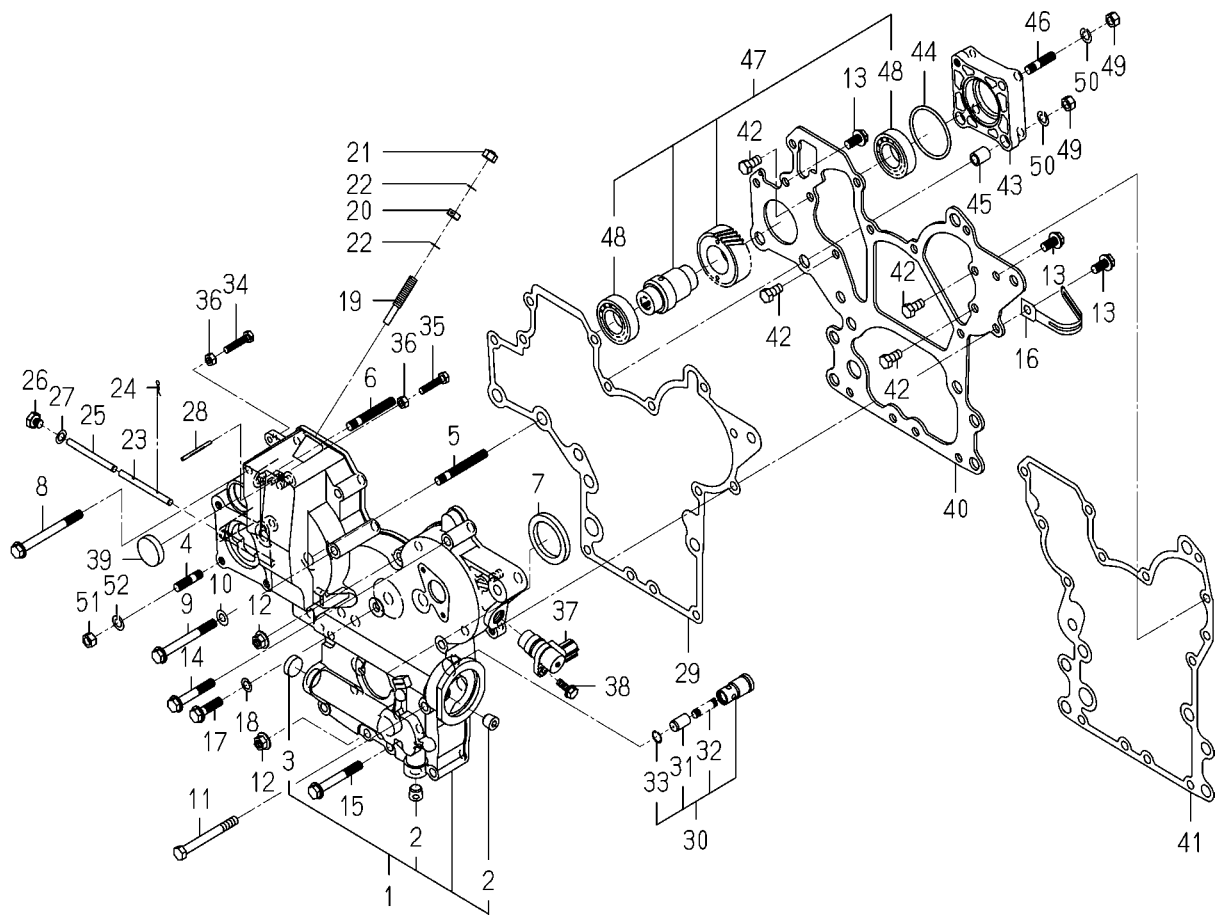
FIG. 7 OIL PAN



6005-210D-0100

[illegible]

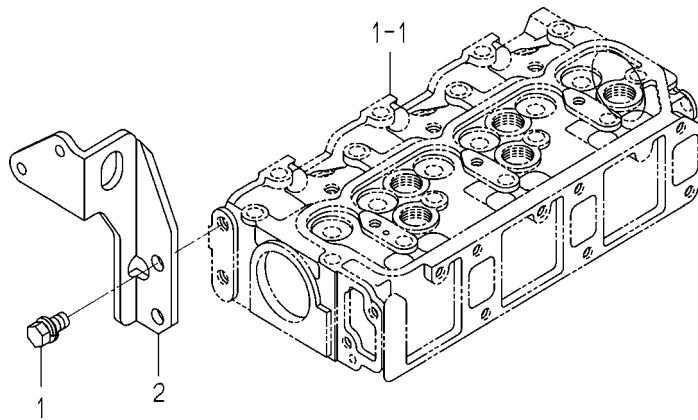
FIG. 9 TIMING GEAR CASE



6005-241C-0100,6005-241C-0200

KEY	PART CODE	DESCRIPTION	S P C	TYPE OF MODEL		I T C	C O L	G R P	REMARKS
				E3CD VB41					
1	6211-310-040-00	GEARCASE ASSY	*	1					
2	6209-605-003-00	PLUG/PT1/4	*	2					
3	6209-610-004-00	CUP/SEALING/20	*	1					
4	6904-110-822-00	STUD	*	4					
5	6904-110-855-00	STUD	*	2					
6	6904-110-850-00	STUD	*	1					
7	6209-625-002-00	SEAL,OIL	*	1					
8	V231-360-808-50	FLANGEBOLT	*	1					
9	V231-360-807-50	FLANGEBOLT	*	1					
10	6209-500-006-00	WASHER/08X16X1.2	*	1					
11	V201-360-807-50	BOLT	*	1					
12	3817-401-001-00	NUT/M08	*	2					
13	V231-360-801-60	FLANGEBOLT	*	3					
14	V231-360-805-00	FLANGEBOLT	*	3					
15	V231-360-806-00	FLANGEBOLT	*	4					
16	1650-650-015-00	CLAMP	*	1					
17	V231-360-803-00	FLANGEBOLT	*	1					
18	6209-500-003-00	WASHER/08X14X01	*	1					
19	6215-546-003-10	STOPPER/FULLLOAD	*	1					
20	6209-409-001-00	NUT/M8	*	1					
21	V341-120-008-00	NUT,CAP/M 8	*	1					
22	6209-920-002-00	PACKING	*	2					
23	6215-542-004-20	PIN/ARM	*	1					
24	P117-303-003-00	PIN/SNAP	*	2					
25	6215-542-005-10	PIN	*	1					
26	6209-600-004-00	PLUG/SCREW	*	1					
27	6209-500-003-00	WASHER/08X14X01	*	1					
28	6209-740-001-00	PIN,GROOVE	*	1					
29	6211-312-005-10	GASKET/GEARCASE	*	1					
30	6213-160-003-10	VALVE/RELIEF ASSY	*	1					

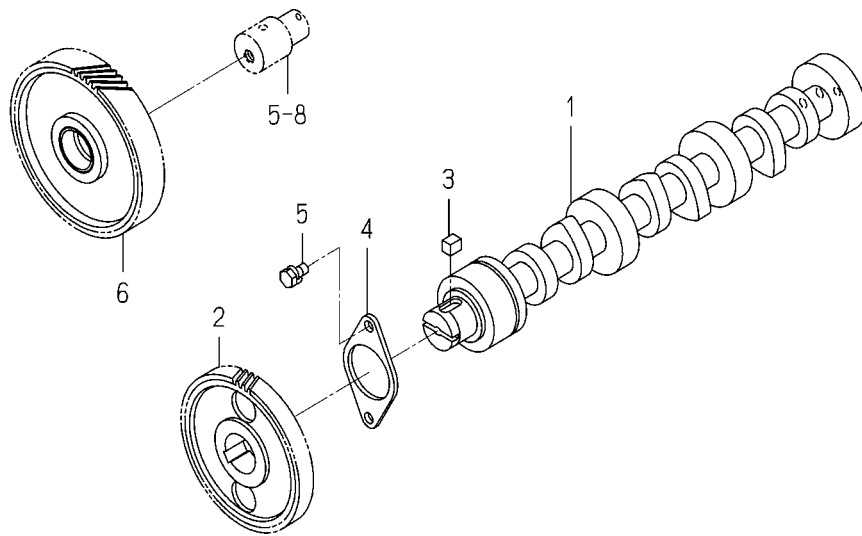
FIG. 10 HANGER



6005-290D-0100

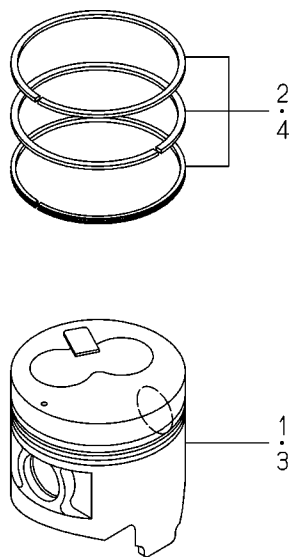
[illegible]

FIG. 12 CAM SHAFT



6005-310A-0100

[illegible]

[illegible]

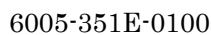
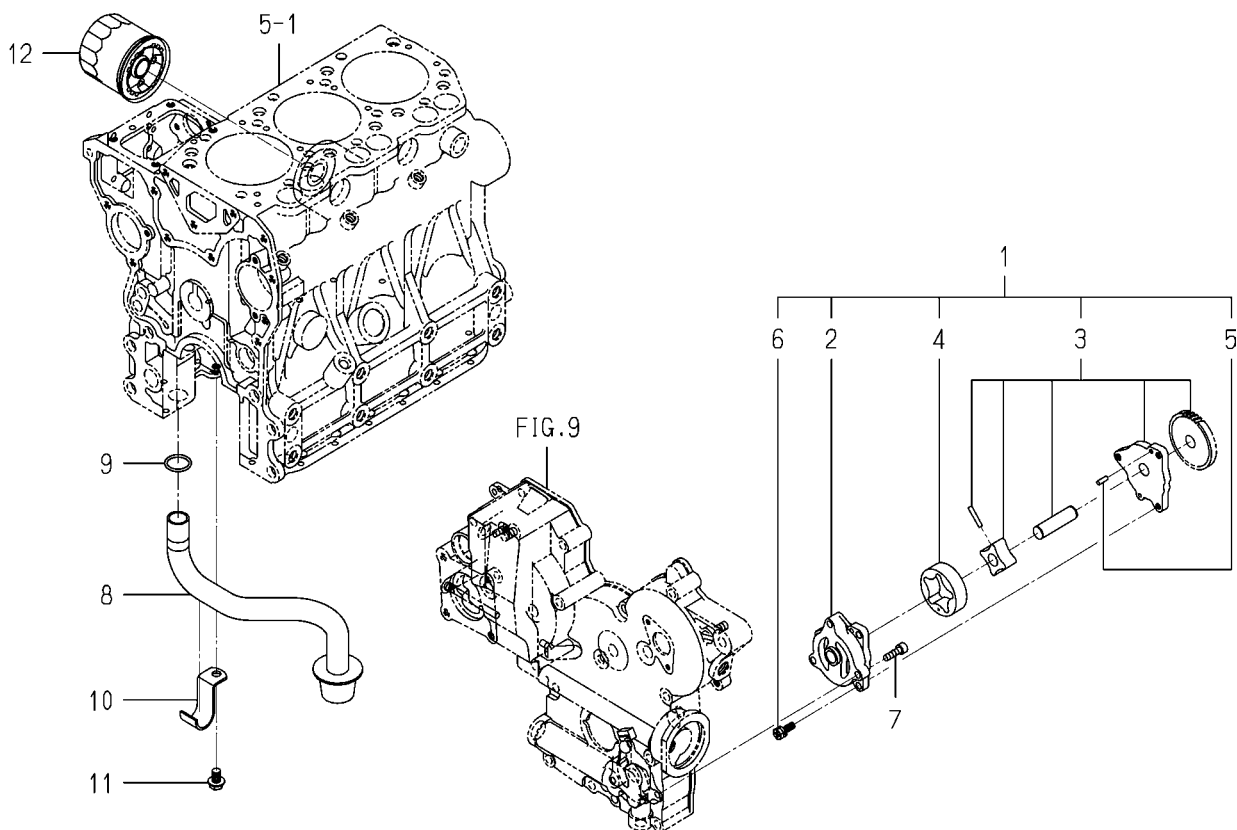
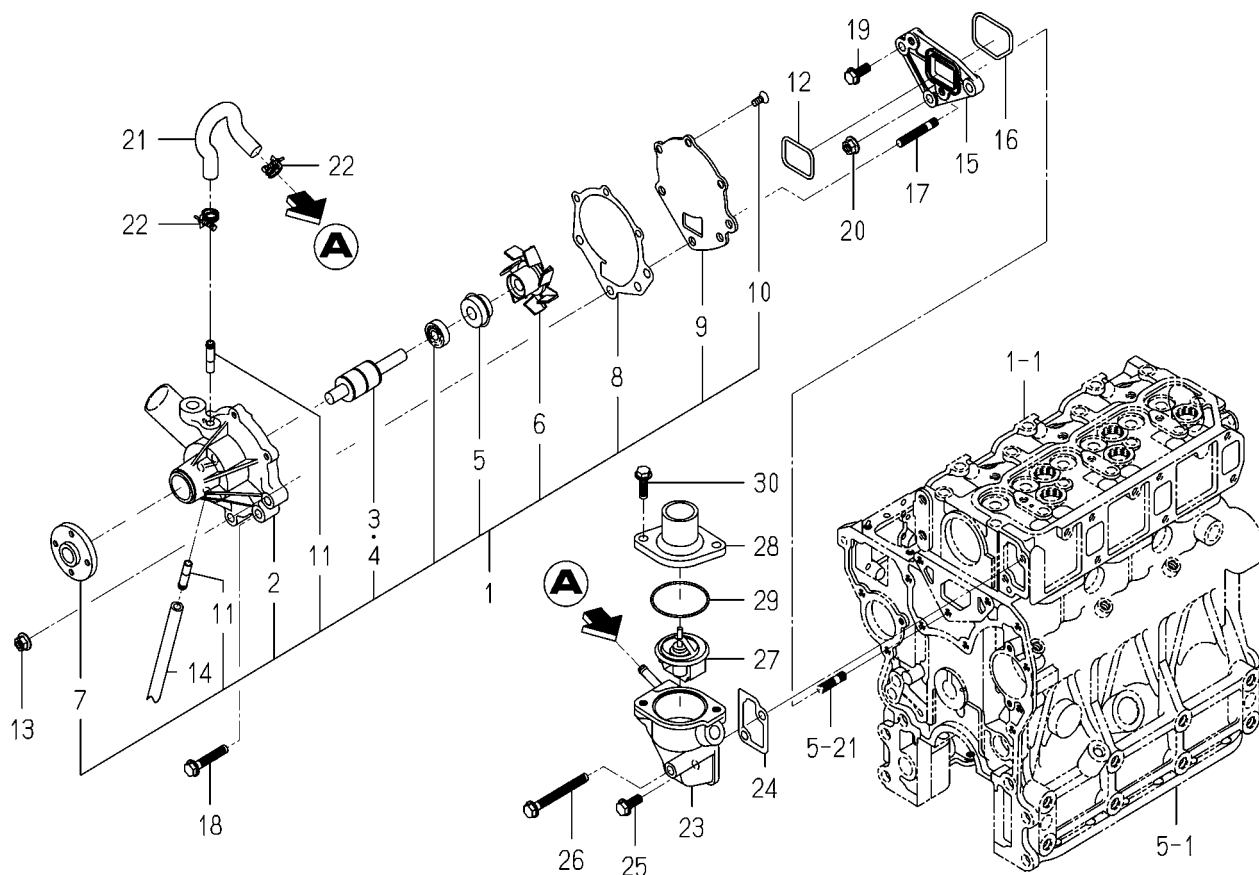
[illegible]

FIG. 16 OIL PUMP



6005-401D-0100

[illegible]

FIG. 17 WATER PUMP

6005-420M-0100

KEY	PART CODE	DESCRIPTION	S P C	TYPE OF MODEL		I T C	C O L	G R P	REMARKS
				E3CD VB41					
1	6213-610-005-40	WATERPUMP ASSY	*	1					
2	6213-611-003-20	BODY/WATERPUMP	*	1					
3	6213-631-002-00	BEARING/WATER PUMP	*	1					
4	6213-631-005-00	BEARING/WATERPUMP	*	1					
5	6213-622-002-10	SEAL SET/WATER PUMP	*	1					
6	6213-621-003-00	ROTOR/WATERPUMP	*	1					
7	6213-642-002-00	SEAL/WATER PUMPPULLE	*	1					
8	6213-613-002-10	GASKET	*	1					
9	6213-612-004-00	PLATE/WATER PUMP	*	1					
10	6213-619-003-00	SCREW/WATER PUMP	*	3					
11	6213-619-002-00	PIPE/WATER PUMP	*	2					
12	V721-103-104-00	O-RING/G40	*	1					
13	3817-401-001-00	NUT/M08	*	2					
14	6209-360-084-00	HOSE/RUBBER/230	*	1					
15	6213-619-006-00	SPACER/WATERPUMP	*	1					
16	V721-113-105-00	O-RING HS90 G50	*	1					
17	6904-110-840-00	STUD/M8X40	*	2					
18	V231-360-804-50	FLANGEBOLT	*	1					
19	V231-360-802-00	FLANGEBOLT	*	1					
20	3817-401-001-00	NUT/M08	*	1					
21	6213-729-013-10	HOSE/RUBBER	*	1					
22	J061-210-015-00	CLAMP/WIRE/10-15	*	2					
23	6213-716-001-50	HOUSING/THERMOSTAT	*	1					
24	6213-743-002-10	GASKET/HOUSING	*	1					
25	V231-360-802-00	FLANGEBOLT	*	1					
26	V231-360-807-50	FLANGEBOLT	*	1					
27	6513-770-022-10	THERMOSTAT	*	1					
28	6213-711-003-20	PIPE, WATER OUTLET	*	1					
29	V723-102-005-50	O-RING	*	1					
30	V231-360-802-50	FLANGEBOLT	*	2					

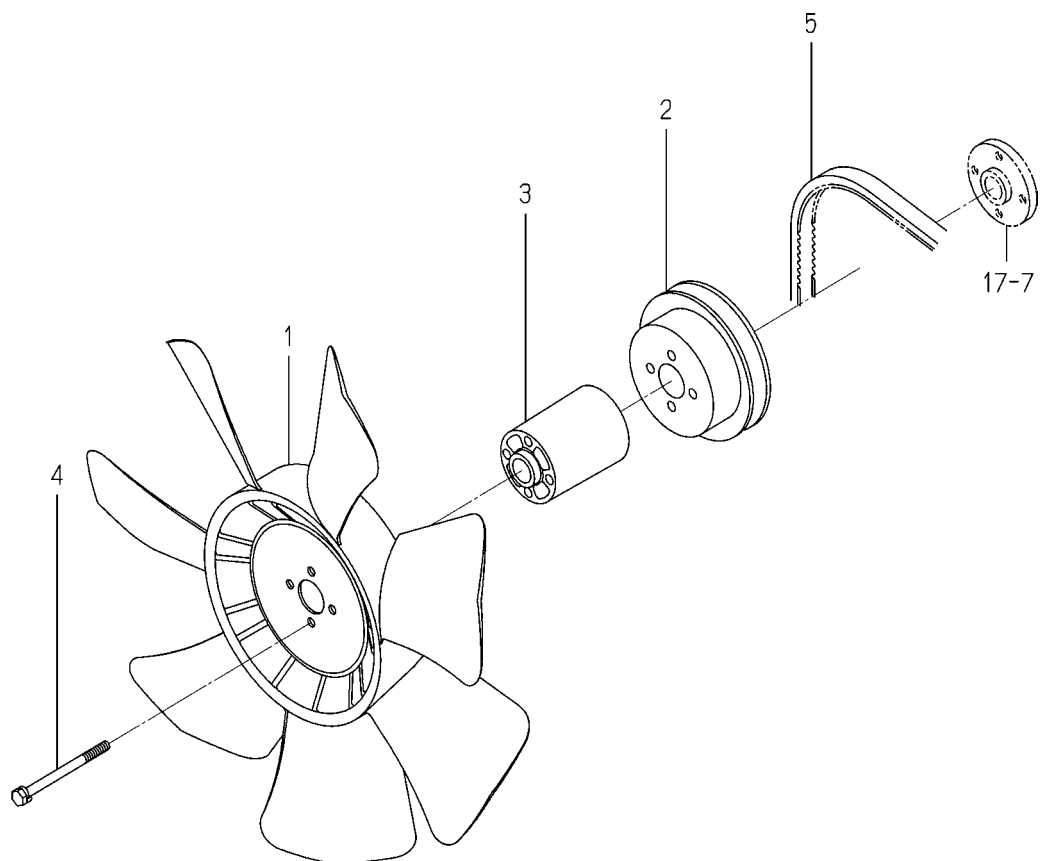
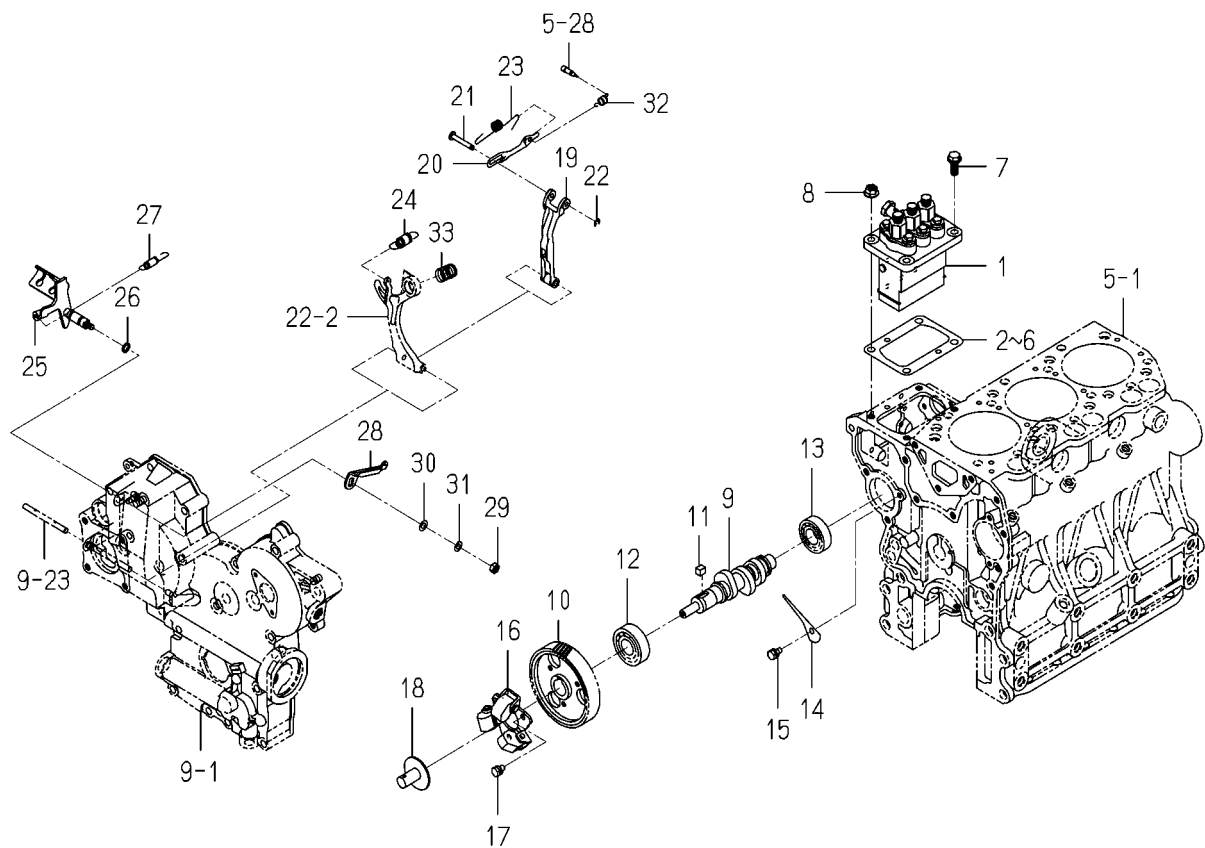
[illegible]

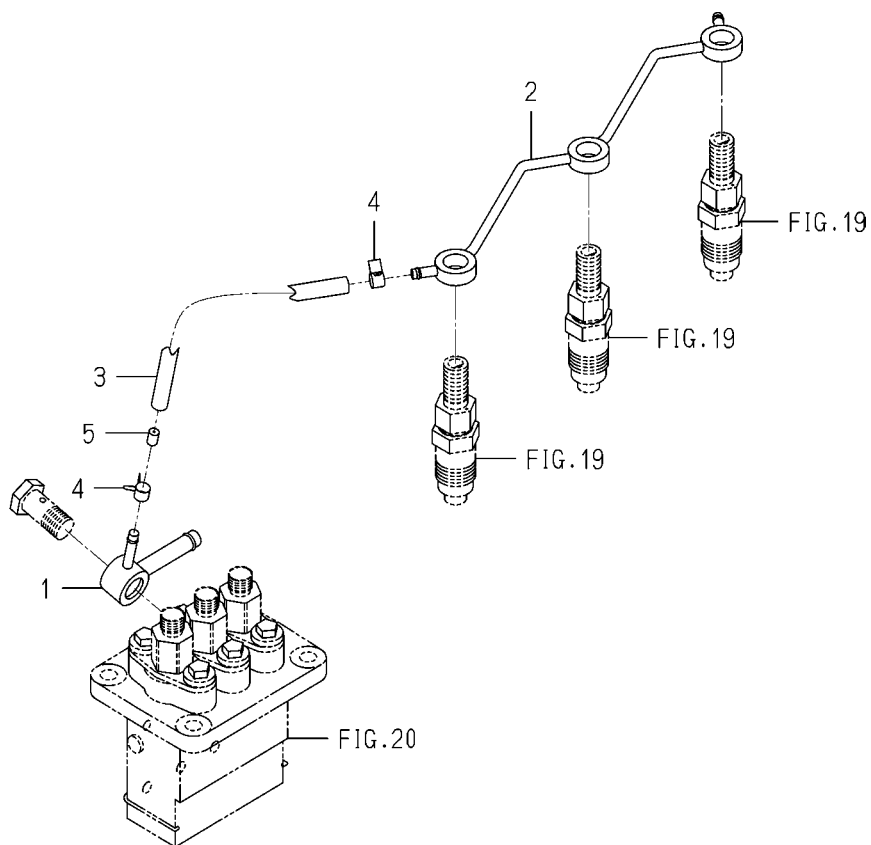
FIG. 20 INJECTION PUMP



6005-511E-0100

KEY	PART CODE	DESCRIPTION	S P C	TYPE OF MODEL		I T C	C O L	G R P	REMARKS
				E3CD VB41					
1	6215-600-104-20	INJECTIONPUMP ASSY	*	1					FIG 027
2	6219-752-006-00	SHIM/INJECTION P/0.3	*	1					
3	6219-752-007-00	SHIM/INJECTION P/0.1	*	1					
4	6219-752-008-00	SHIM/INJECTION P/0.2	*	1					
5	6219-752-009-00	SHIM/INJECTION P/0.4	*	1					
6	6219-752-010-00	SHIM/INJECTION P/0.5	*	1					
7	V231-360-802-00	FLANGEBOLT	*	2					
8	3817-401-001-00	NUT/M08	*	2					
9	6215-621-017-10	CAMSHAFT/INJPUMP	*	1					
10	6212-524-012-30	GEAR/INJECTIONPUMP	*	1					
11	6209-730-005-00	KEY/07X05X09	*	1					
12	V600-110-620-30	BEARING,RB/6203	*	1					
13	6209-800-010-00	BEARING	*	1					
14	6212-535-009-00	PLATE/THRUST/INJPUMP	*	1					
15	6901-910-612-00	BOLT,SEMS/M6X12	*	1					
16	6215-520-007-10	FLYWEIGHT ASSY	*	1					
17	6209-030-043-00	BOLT/M6X10	*	3					
18	6215-526-004-00	THRUSTPIECE	*	1					
19	6215-541-001-10	ARM/FLOATING COMP	*	1					
20	6215-543-002-10	RINK/CONTROL	*	1					
21	6215-542-006-00	PIN,CONTROL	*	1					
22	V710-140-004-00	RING,SNAP/ 4 E	*	1					
23	6215-549-031-10	SPRING/SETTING	*	1					
24	6215-531-010-00	SPRING/GOVERNOR	*	1					
25	6215-541-024-30	LEVER/CONTROL COMP	*	1					
26	V720-101-900-80	O-RING/P 8	*	1					
27	6209-580-002-10	SPRING,RETURN	*	1					
28	6215-549-007-10	ARM/CONTROL	*	1					
29	6909-110-406-00	NUT	*	1					
30	V411-260-006-00	WASHER / M6	*	1					

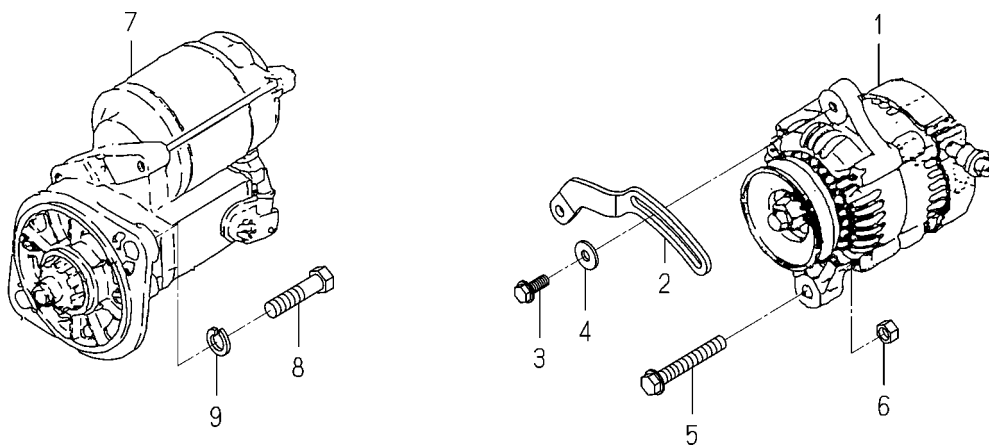
FIG. 21 FUEL PIPE



6005-550F-0100

[illegible]

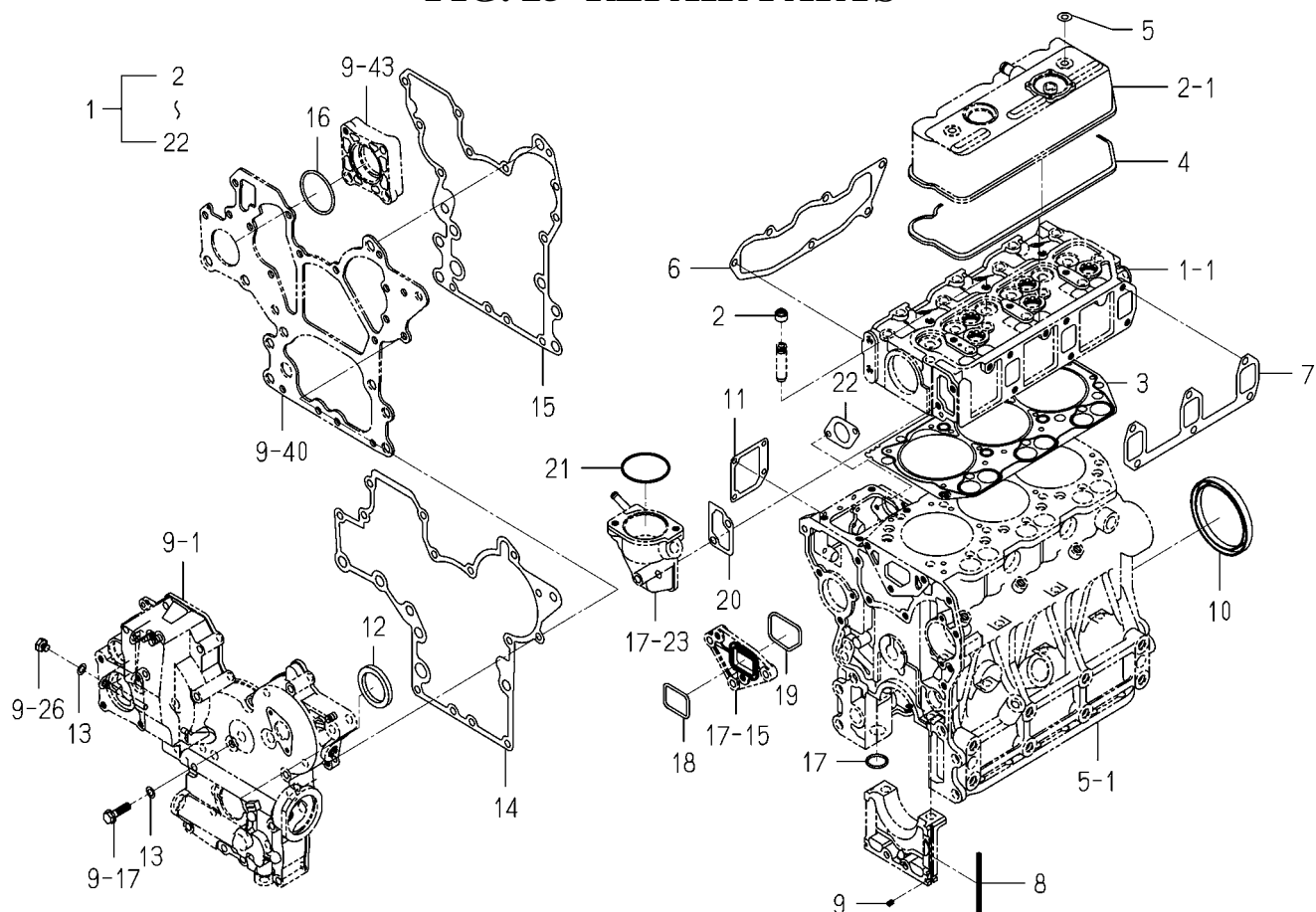
FIG. 23 ELECTRIC(1)



6005-801N-0100,6005-801N-0200

[illegible]

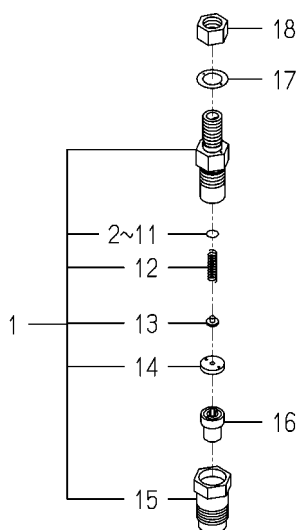
FIG. 25 REPAIR PARTS



6005-999J-0100

[illegible]

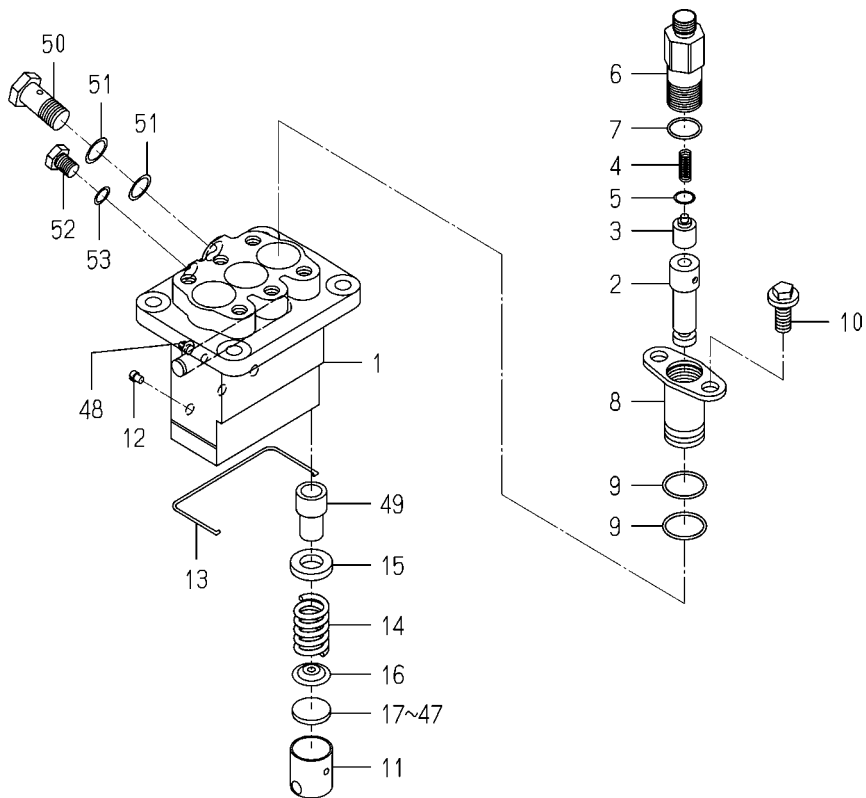
**FIG. 26 COMPONENT PARTS
FOR 6215-300-045-00 ON Fig.19**



6215-300-045-0A

[illegible]

FIG. 27 COMPONENT PARTS
FOR 6215-600-104-20 ON Fig.20



6215-600-104-2D

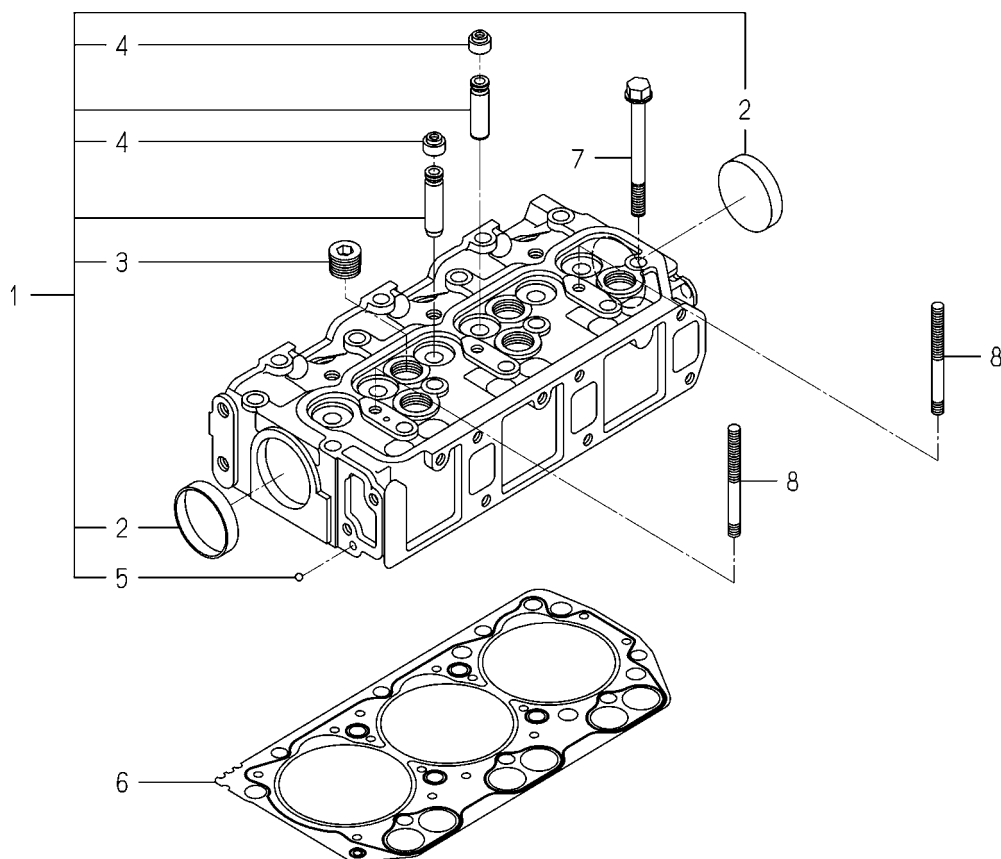
KEY	PART CODE	DESCRIPTION	S P C	TYPE OF MODEL		I T C	C O L	G R P	REMARKS
				E3CD VB41					
1	6215-611-015-00	HOUSING/PUMP	*	1					
2	6215-631-015-00	PLUNGER ASSY	*	3					
3	6215-641-002-00	VALVE,DELIVERY	*	3					
4	6215-643-005-00	SPRING/DELIVERYVALVE	*	3					
5	6215-649-008-00	GASKET	*	3					
6	6215-644-009-00	HOLDER/DELIVERYVALVE	*	3					
7	6215-649-014-00	ORING	*	3					
8	6215-635-004-00	SLEEVEFLANGE	*	3					
9	6215-649-013-00	ORING	*	6					
10	6215-649-011-00	BOLT	*	6					
11	6215-622-003-00	TAPPET	*	3					
12	6215-629-017-00	PIN	*	3					
13	6215-629-035-00	SNAPRING	*	1					
14	6215-634-003-00	SPRING/PLUNGER	*	3					
15	6215-639-008-00	SPRINGSEAT	*	3					
16	6215-639-009-00	SPRINGSEAT	*	3					
17	6215-629-060-00	PLATE/T=2.60	*	1					
18	6215-629-061-00	PLATE/T=2.65	*	1					
19	6215-629-062-00	PLATE/T=2.70	*	1					
20	6215-629-063-00	PLATE/T=2.75	*	1					
21	6215-629-064-00	PLATE/T=2.80	*	1					
22	6215-629-065-00	PLATE/T=2.85	*	1					
23	6215-629-066-00	PLATE/T=2.90	*	1					
24	6215-629-067-00	PLATE/T=2.95	*	1					
25	6215-629-036-00	PLATE/T=3.00	*	1					
26	6215-629-037-00	PLATE/T=3.05	*	1					
27	6215-629-038-00	PLATE/T=3.10	*	1					
28	6215-629-039-00	PLATE/T=3.15	*	1					
29	6215-629-040-00	PLATE/T=3.20	*	1					
30	6215-629-041-00	PLATE/T=3.25	*	1					

ENGINE

E3CDVB39...TG5330E4(EXCEPT Q TYPE)

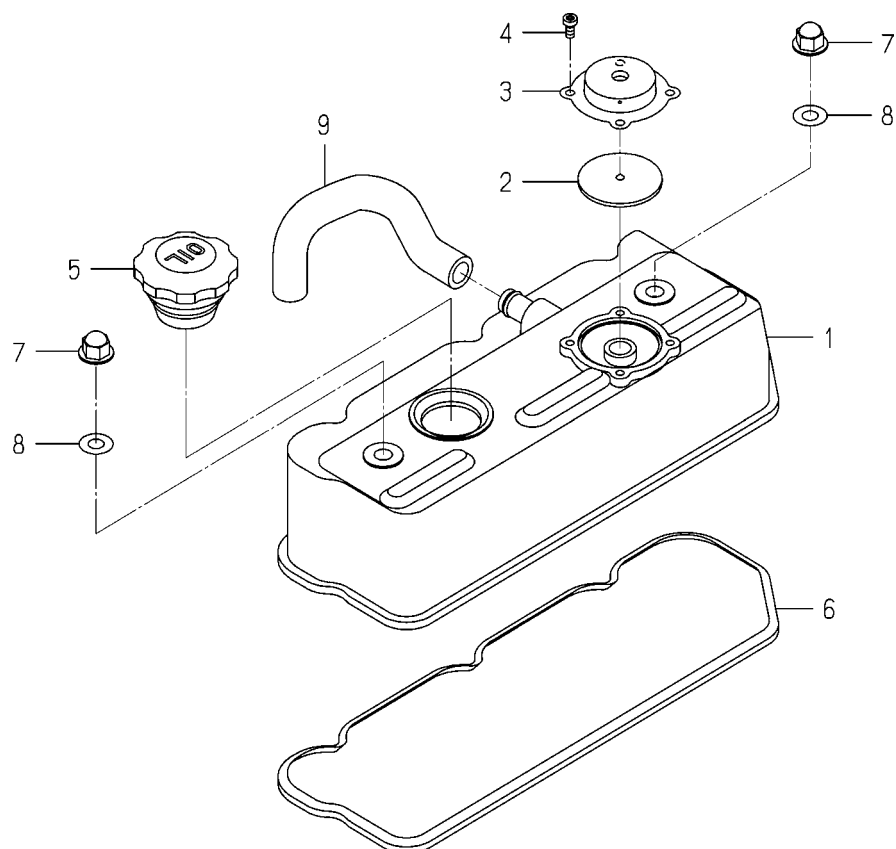
ENGINE

FIG. 1 CYLINDER HEAD



6005-101S-0100,6005-101S-0200

[illegible]

[illegible]

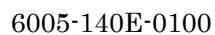
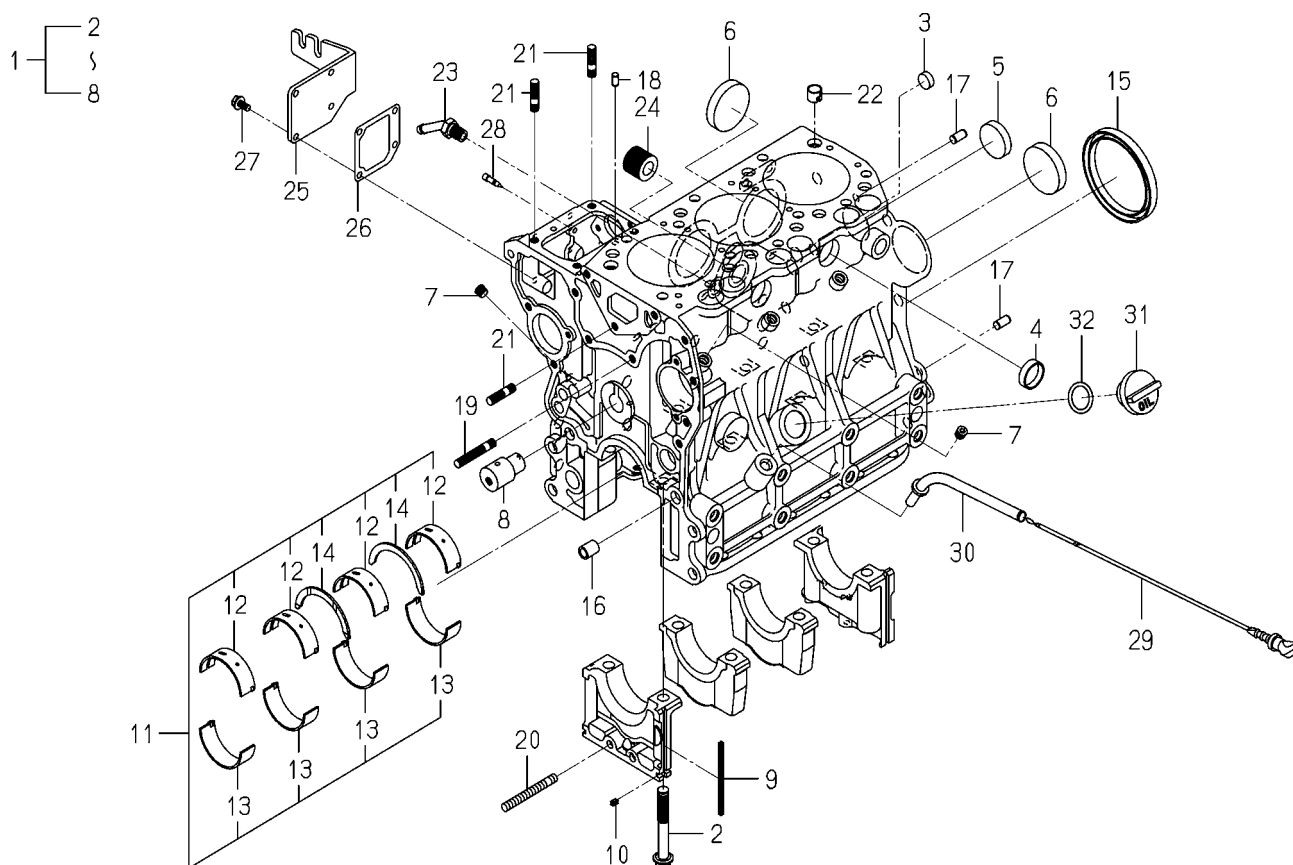
[illegible]

FIG. 5 CYLINDER BLOCK

6005-203A-0100

KEY	PART CODE	DESCRIPTION	S P C	TYPE OF MODEL		I T C	C O L	G R P	REMARKS
				E3CD VB39					
1	6211-210-081-00	CYLINDERBLOCK ASSY	*	1					
2	6209-000-006-00	BOLT	*	8					
3	6209-610-007-00	CUP/SEALING/16	*	2					
4	6209-610-001-10	CUP/SEALING/28	*	2					
5	6209-610-009-00	CUP/SEALING/36	*	1					
6	6209-610-003-00	CUP/SEALING/50	*	3					
7	6509-605-019-10	PLUG	*	8					
8	6212-531-008-20	PIN/IDLEGEAR	*	1					
9	6211-258-001-00	SEAL, BEARING CAP	*	4					
10	6211-258-002-00	SEAL, BEARING CAP/7	*	2					
11	6211-510-008-00	BEARING/CRANK SET	*	1					
12	6211-511-007-00	BEARING/CRANK/UPPER	*	4					
13	6211-511-008-00	BEARING/CRANK/LOWER	*	4					
14	6211-599-004-00	BEARING/THRUST/CRANK	*	2					
15	6209-625-003-20	OILSEAL	*	1					
16	6209-749-001-20	PIN/TUBE	*	2					
17	6213-129-006-00	PIN/STRAIGHT	*	2					
18	6209-740-005-00	PIN	*	2					
19	6904-110-840-00	STUD/M8X40	*	1					
20	V251-340-806-00	BOLT/STUD	*	1					
21	6904-110-822-00	STUD	*	3					
22	6294-453-002-00	DOWEL	*	2					
23	6213-721-007-00	PIPE/WATERDRAIN	*	1					
24	6213-319-001-00	CONNECTOR, OIL FILTER	*	1					
25	6211-291-015-20	COVER/INJECTIONPUMP	*	1					
26	6211-292-001-20	GASKET/COVER	*	1					
27	V230-360-601-20	FLANGE BOLT	*	4					
28	6215-549-013-00	PIN	*	1					
29	6211-760-046-00	LEVELGAGE	*	1					
30	6211-766-033-00	GUIDE/LEVELGAGE COMP	*	1					


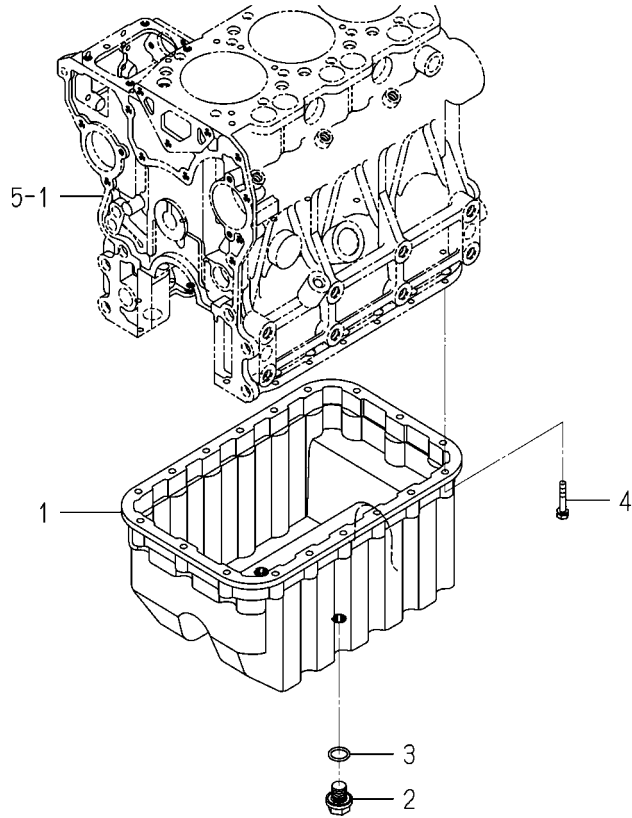
[illegible]

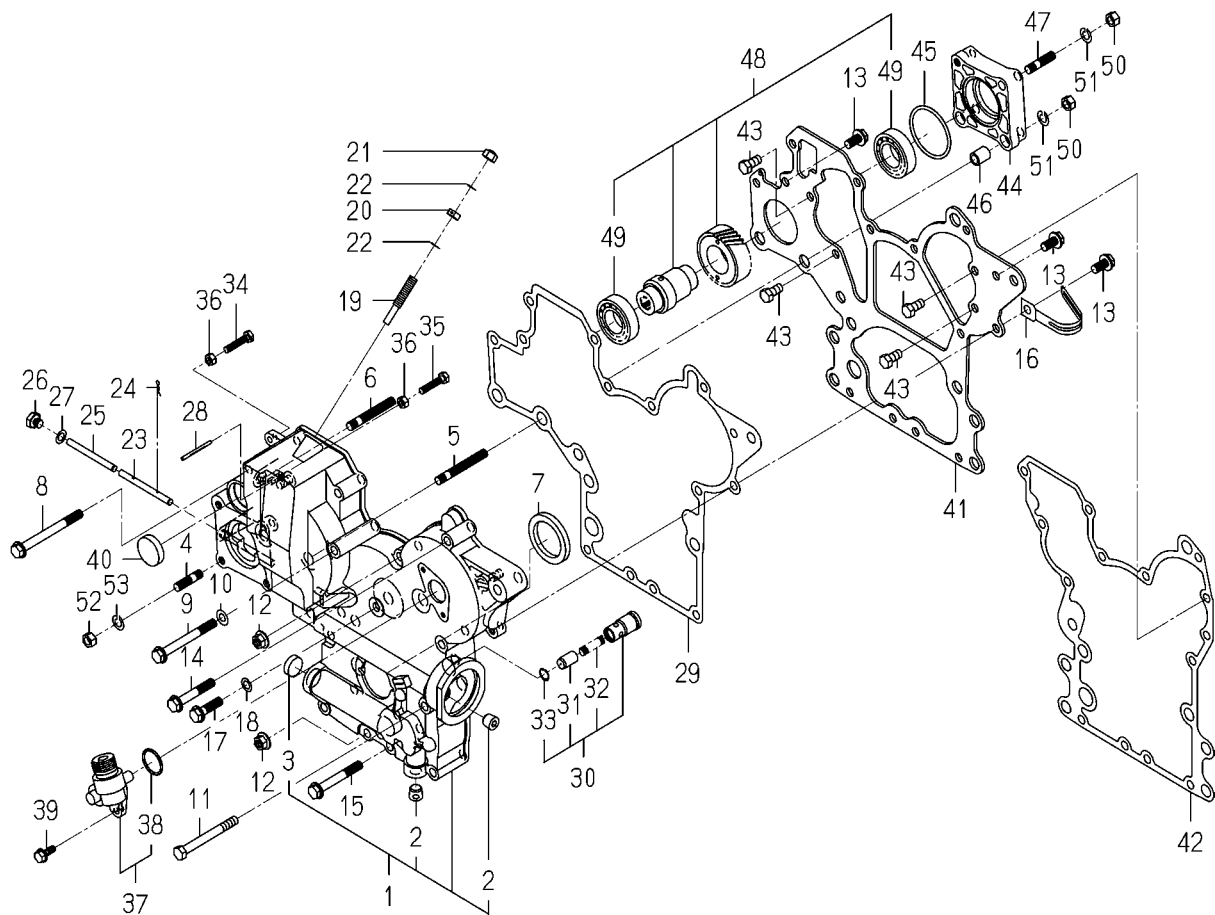
FIG. 7 OIL PAN



6005-210D-0100

[illegible]

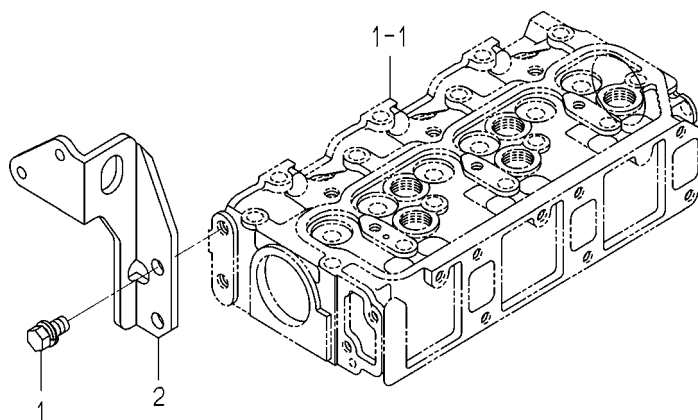
FIG. 9 TIMING GEAR CASE



6005-240Z-0100,6005-240Z-0200

KEY	PART CODE	DESCRIPTION	S P C	TYPE OF MODEL		I T C	C O L	G R P	REMARKS
				E3CD VB39					
1	6211-310-009-60	GEARCASE ASSY	*	1					
2	6209-605-003-00	PLUG/PT1/4	*	2					
3	6209-610-004-00	CUP/SEALING/20	*	1					
4	6904-110-822-00	STUD	*	4					
5	6904-110-855-00	STUD	*	2					
6	6904-110-850-00	STUD	*	1					
7	6209-625-002-00	SEAL,OIL	*	1					
8	V231-360-808-50	FLANGEBOLT	*	1					
9	V231-360-807-50	FLANGEBOLT	*	1					
10	6209-500-006-00	WASHER/08X16X1.2	*	1					
11	V201-360-807-50	BOLT	*	1					
12	3817-401-001-00	NUT/M08	*	2					
13	V231-360-801-60	FLANGEBOLT	*	3					
14	V231-360-805-00	FLANGEBOLT	*	3					
15	V231-360-806-00	FLANGEBOLT	*	4					
16	1650-650-015-00	CLAMP	*	1					
17	V231-360-803-00	FLANGEBOLT	*	1					
18	6209-500-003-00	WASHER/08X14X01	*	1					
19	6215-546-003-10	STOPPER/FULLLOAD	*	1					
20	6209-409-001-00	NUT/M8	*	1					
21	V341-120-008-00	NUT,CAP/M 8	*	1					
22	6209-920-002-00	PACKING	*	2					
23	6215-542-004-20	PIN/ARM	*	1					
24	P117-303-003-00	PIN/SNAP	*	2					
25	6215-542-005-10	PIN	*	1					
26	6209-600-004-00	PLUG/SCREW	*	1					
27	6209-500-003-00	WASHER/08X14X01	*	1					
28	6209-740-001-00	PIN,GROOVE	*	1					
29	6211-312-005-10	GASKET/GEARCASE	*	1					
30	6213-160-003-10	VALVE/RELIEF ASSY	*	1					

FIG. 10 HANGER



6005-290D-0100

[illegible]


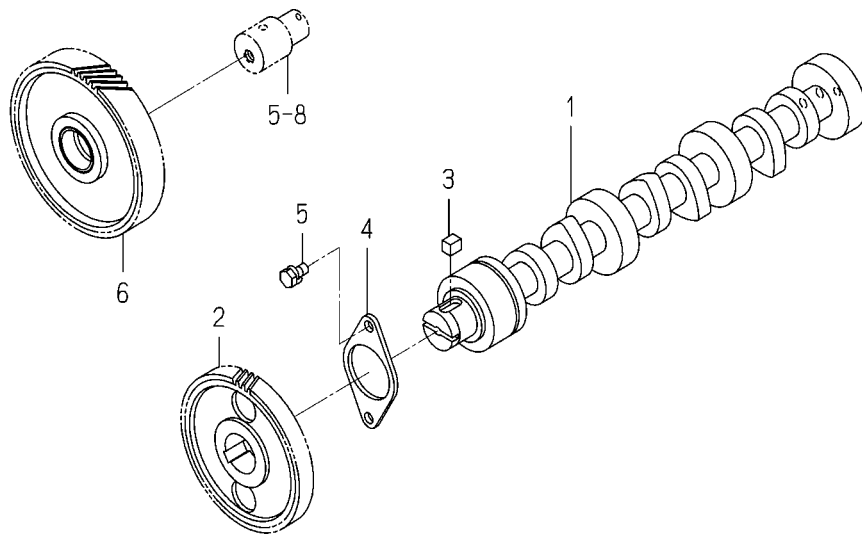
[illegible]

FIG. 12 CAM SHAFT



6005-310A-0100

[illegible]

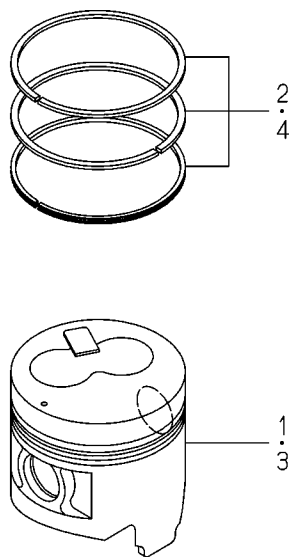
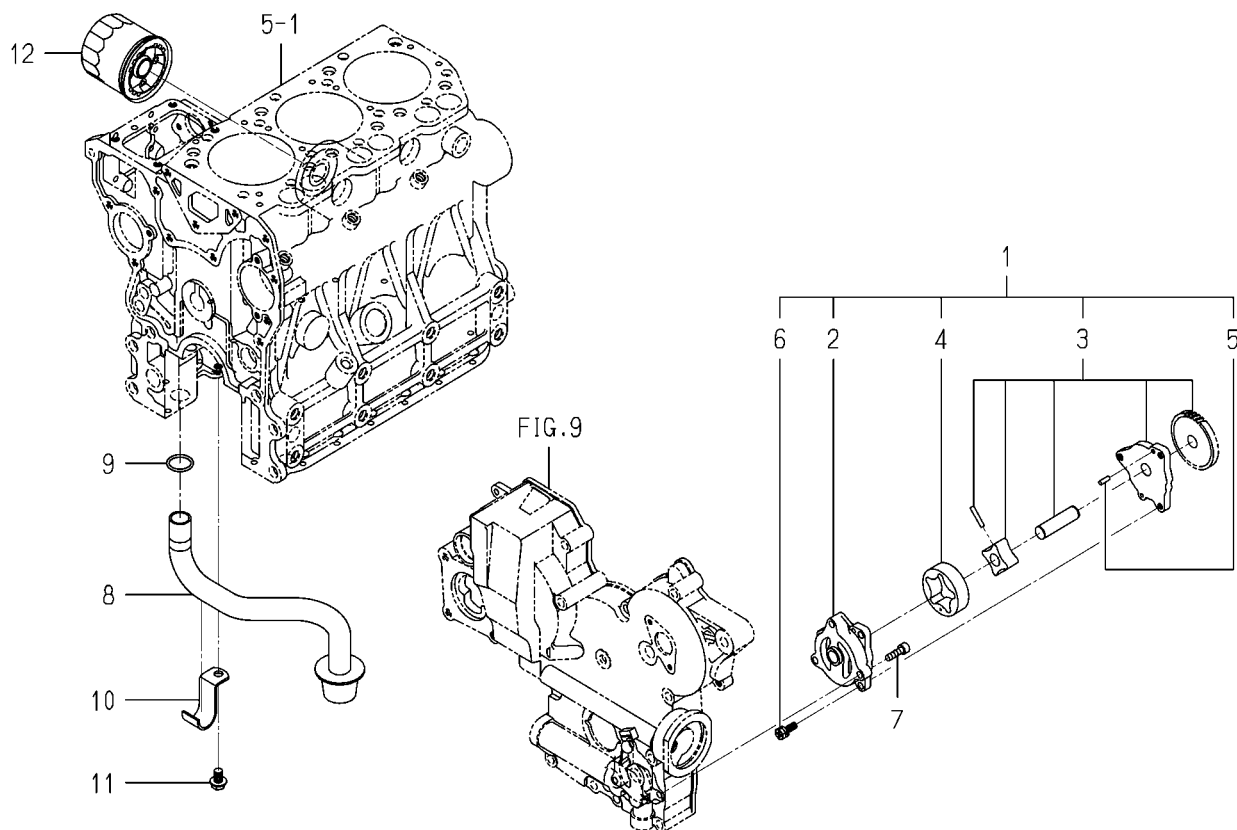
[illegible]

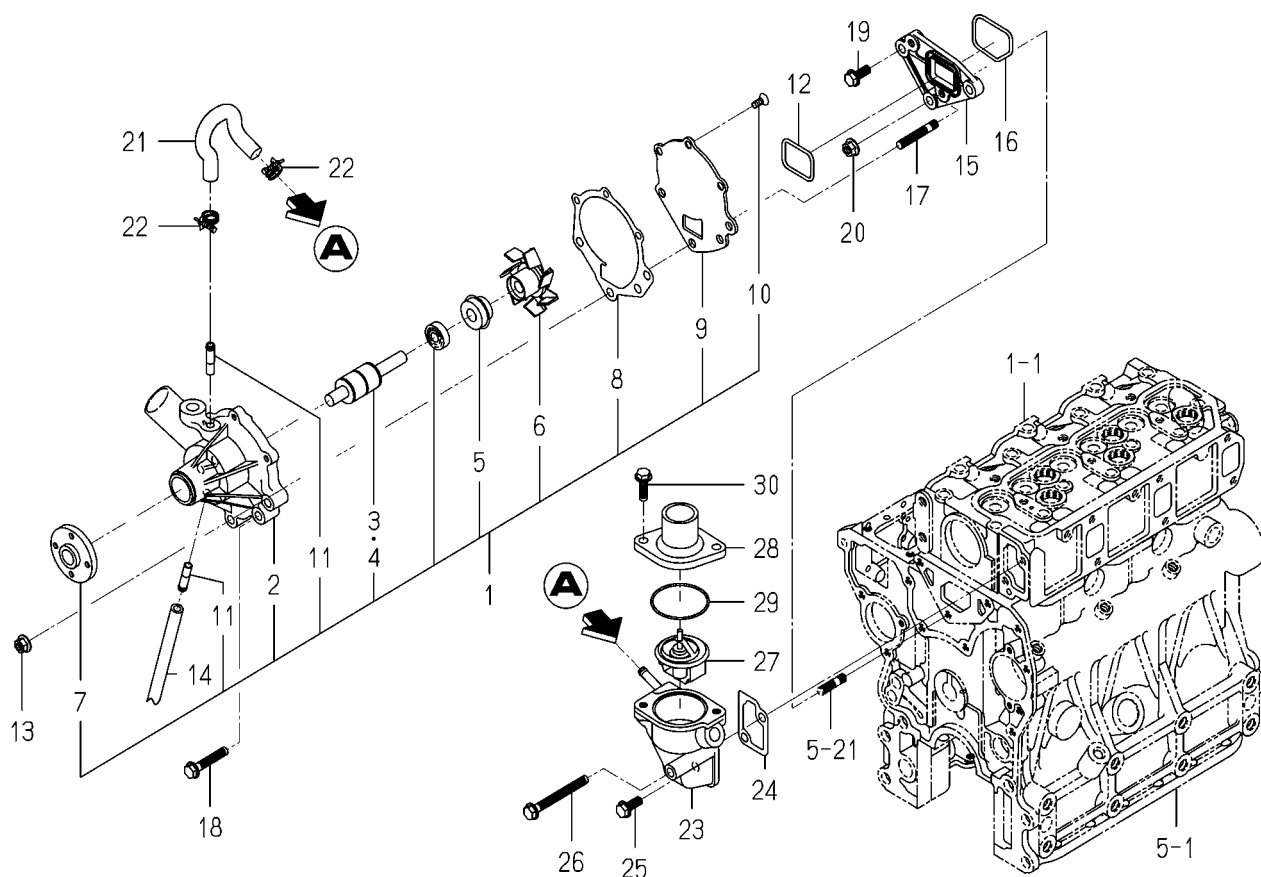
FIG. 16 OIL PUMP



6005-401D-0100

[illegible]

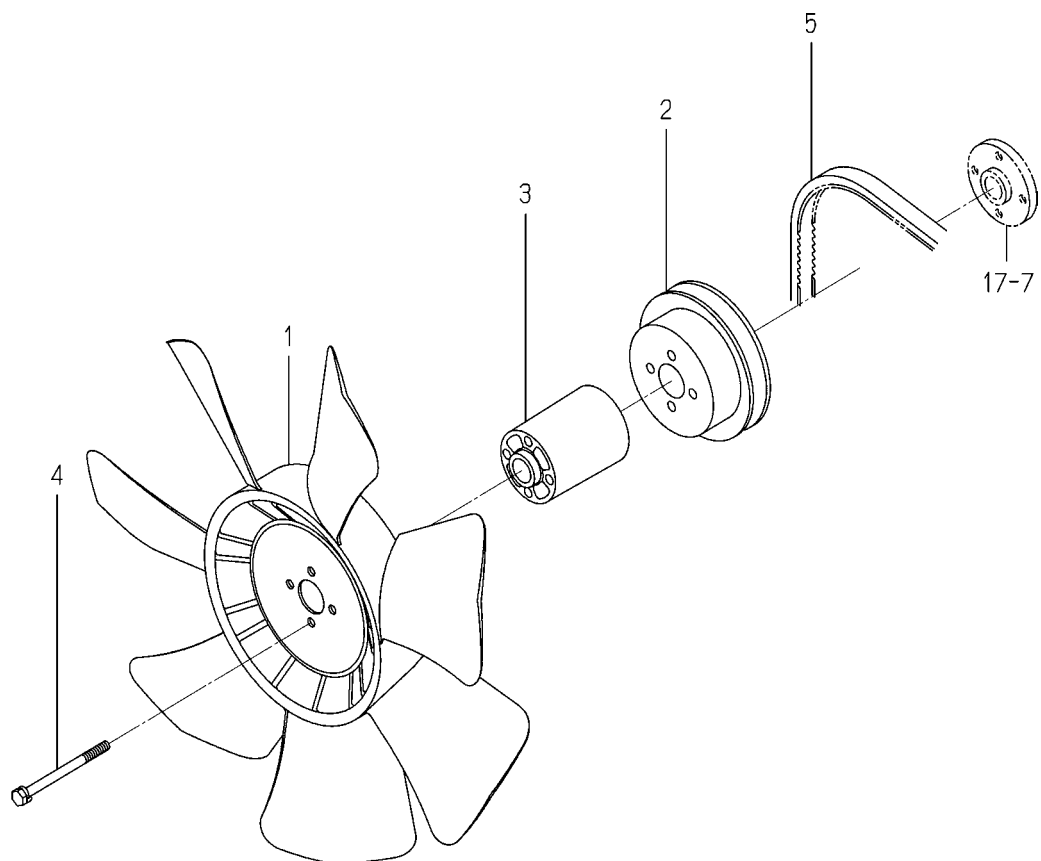
FIG. 17 WATER PUMP



6005-420M-0100

KEY	PART CODE	DESCRIPTION	S P C	TYPE OF MODEL		I T C	C O L	G R P	REMARKS
				E3CD VB39					
1	6213-610-005-40	WATERPUMP ASSY	*	1					
2	6213-611-003-20	BODY/WATERPUMP	*	1					
3	6213-631-002-00	BEARING/WATER PUMP	*	1					
4	6213-631-005-00	BEARING/WATERPUMP	*	1					
5	6213-622-002-10	SEAL SET/WATER PUMP	*	1					
6	6213-621-003-00	ROTOR/WATERPUMP	*	1					
7	6213-642-002-00	SEAL/WATER PUMPPULLE	*	1					
8	6213-613-002-10	GASKET	*	1					
9	6213-612-004-00	PLATE/WATER PUMP	*	1					
10	6213-619-003-00	SCREW/WATER PUMP	*	3					
11	6213-619-002-00	PIPE/WATER PUMP	*	2					
12	V721-103-104-00	O-RING/G40	*	1					
13	3817-401-001-00	NUT/M08	*	2					
14	6209-360-084-00	HOSE/RUBBER/230	*	1					
15	6213-619-006-00	SPACER/WATERPUMP	*	1					
16	V721-113-105-00	O-RING HS90 G50	*	1					
17	6904-110-840-00	STUD/M8X40	*	2					
18	V231-360-804-50	FLANGEBOLT	*	1					
19	V231-360-802-00	FLANGEBOLT	*	1					
20	3817-401-001-00	NUT/M08	*	1					
21	6213-729-013-10	HOSE/RUBBER	*	1					
22	J061-210-015-00	CLAMP/WIRE/10-15	*	2					
23	6213-716-001-50	HOUSING/THERMOSTAT	*	1					
24	6213-743-002-10	GASKET/HOUSING	*	1					
25	V231-360-802-00	FLANGEBOLT	*	1					
26	V231-360-807-50	FLANGEBOLT	*	1					
27	6513-770-022-10	THERMOSTAT	*	1					
28	6213-711-003-20	PIPE, WATER OUTLET	*	1					
29	V723-102-005-50	O-RING	*	1					
30	V231-360-802-50	FLANGEBOLT	*	2					

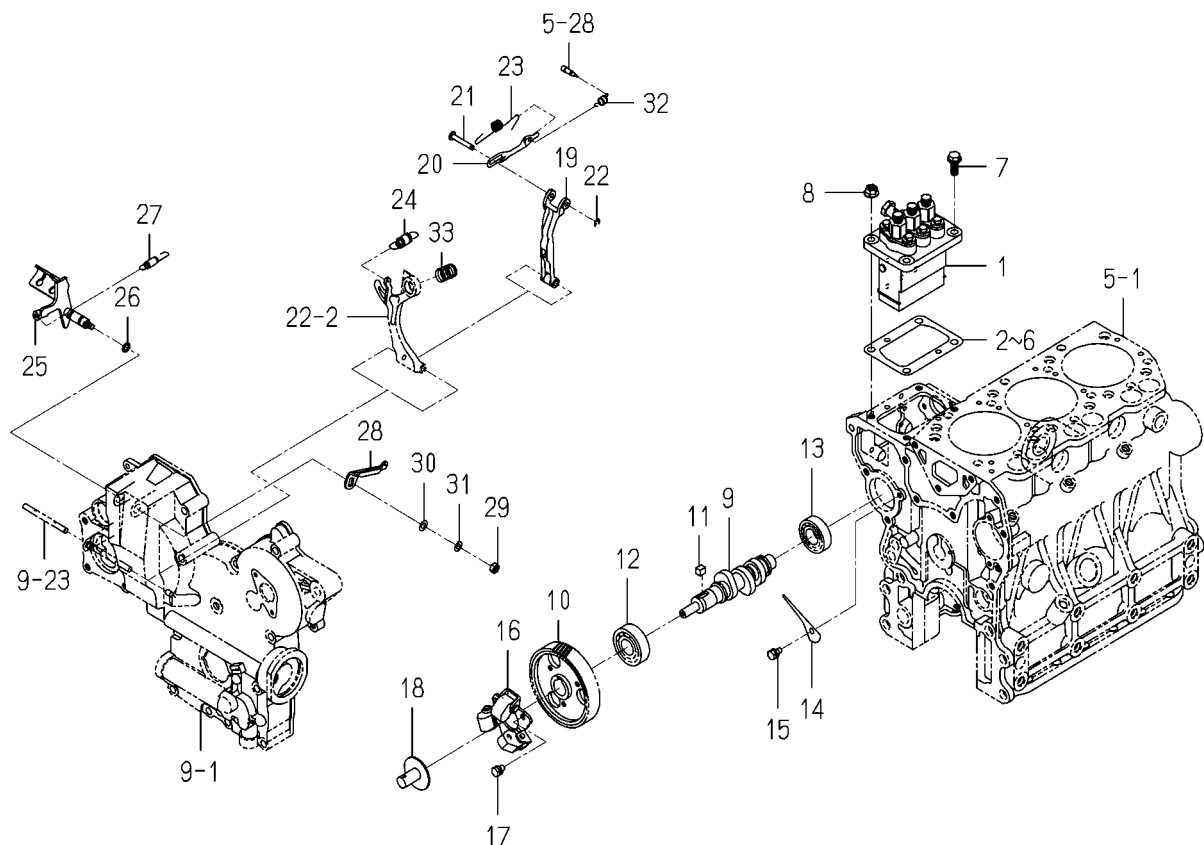
FIG. 18 COOLING FAN



6005-480N-0100

[illegible]

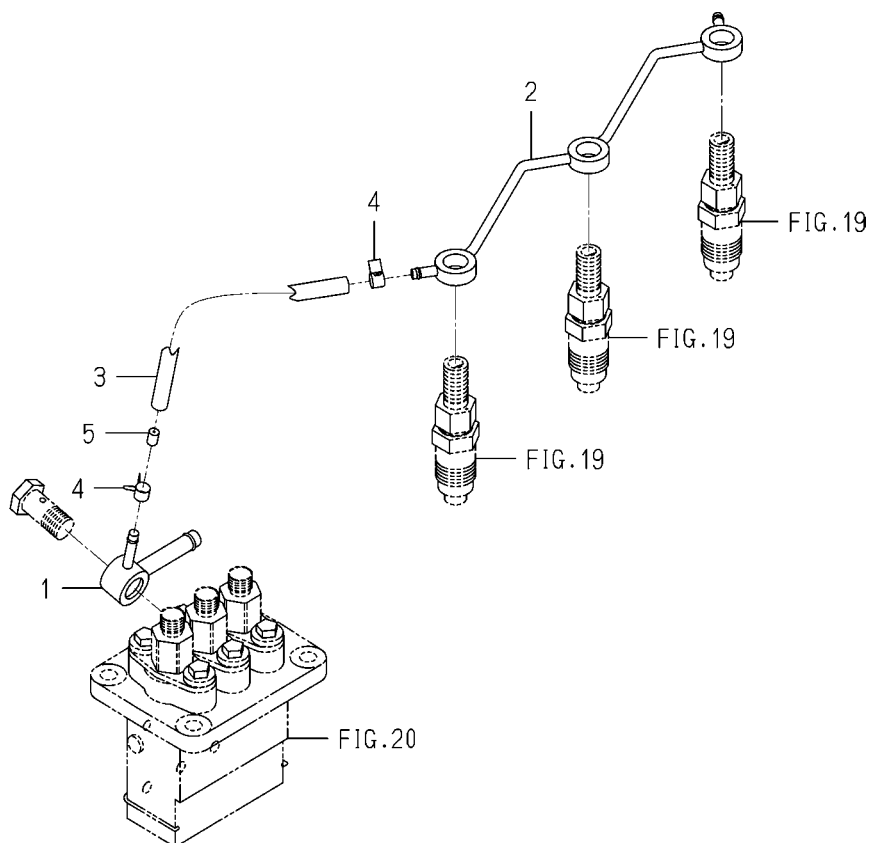
FIG. 20 INJECTION PUMP



6005-511E-0100

KEY	PART CODE	DESCRIPTION	S P C	TYPE OF MODEL		I T C	C O L	G R P	REMARKS
				E3CD	VB39				
1	6215-600-104-20	INJECTIONPUMP ASSY	*	1					FIG 027
2	6219-752-006-00	SHIM/INJECTION P/0.3	*	1					
3	6219-752-007-00	SHIM/INJECTION P/0.1	*	1					
4	6219-752-008-00	SHIM/INJECTION P/0.2	*	1					
5	6219-752-009-00	SHIM/INJECTION P/0.4	*	1					
6	6219-752-010-00	SHIM/INJECTION P/0.5	*	1					
7	V231-360-802-00	FLANGEBOLT	*	2					
8	3817-401-001-00	NUT/M08	*	2					
9	6215-621-017-10	CAMSHAFT/INJPUMP	*	1					
10	6212-524-012-30	GEAR/INJECTIONPUMP	*	1					
11	6209-730-005-00	KEY/07X05X09	*	1					
12	V600-110-620-30	BEARING,RB/6203	*	1					
13	6209-800-010-00	BEARING	*	1					
14	6212-535-009-00	PLATE/THRUST/INJPUMP	*	1					
15	6901-910-612-00	BOLT,SEMS/M6X12	*	1					
16	6215-520-007-10	FLYWEIGHT ASSY	*	1					
17	6209-030-043-00	BOLT/M6X10	*	3					
18	6215-526-004-00	THRUSTPIECE	*	1					
19	6215-541-001-10	ARM/FLOATING COMP	*	1					
20	6215-543-002-10	RINK/CONTROL	*	1					
21	6215-542-006-00	PIN,CONTROL	*	1					
22	V710-140-004-00	RING,SNAP/ 4 E	*	1					
23	6215-549-031-10	SPRING/SETTING	*	1					
24	6215-531-010-00	SPRING/GOVERNOR	*	1					
25	6215-541-024-30	LEVER/CONTROL COMP	*	1					
26	V720-101-900-80	O-RING/P 8	*	1					
27	6209-580-002-10	SPRING,RETURN	*	1					
28	6215-549-007-10	ARM/CONTROL	*	1					
29	6909-110-406-00	NUT	*	1					
30	V411-260-006-00	WASHER / M6	*	1					

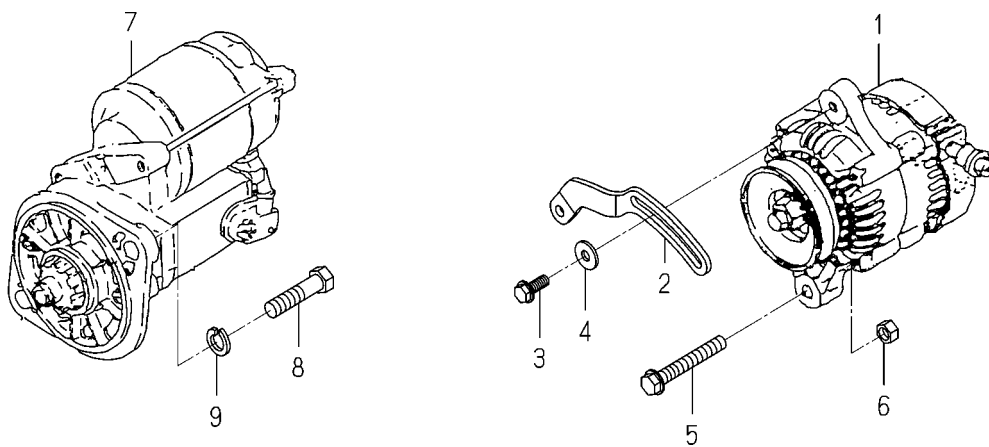
FIG. 21 FUEL PIPE



6005-550F-0100

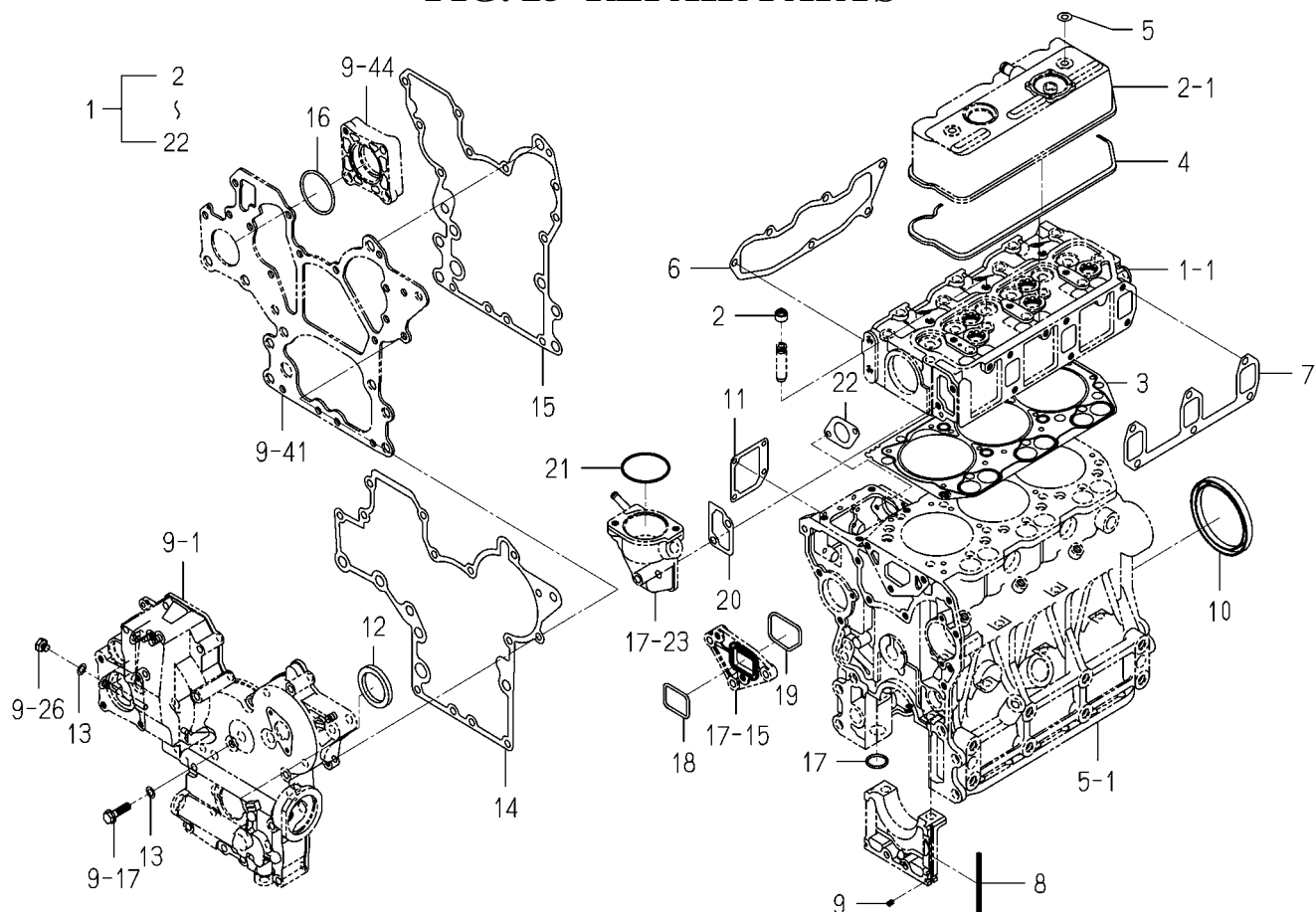
[illegible]

FIG. 23 ELECTRIC(1)



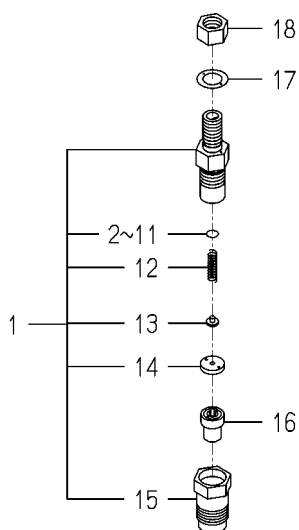
6005-801N-0100,6005-801N-0200

FIG. 25 REPAIR PARTS



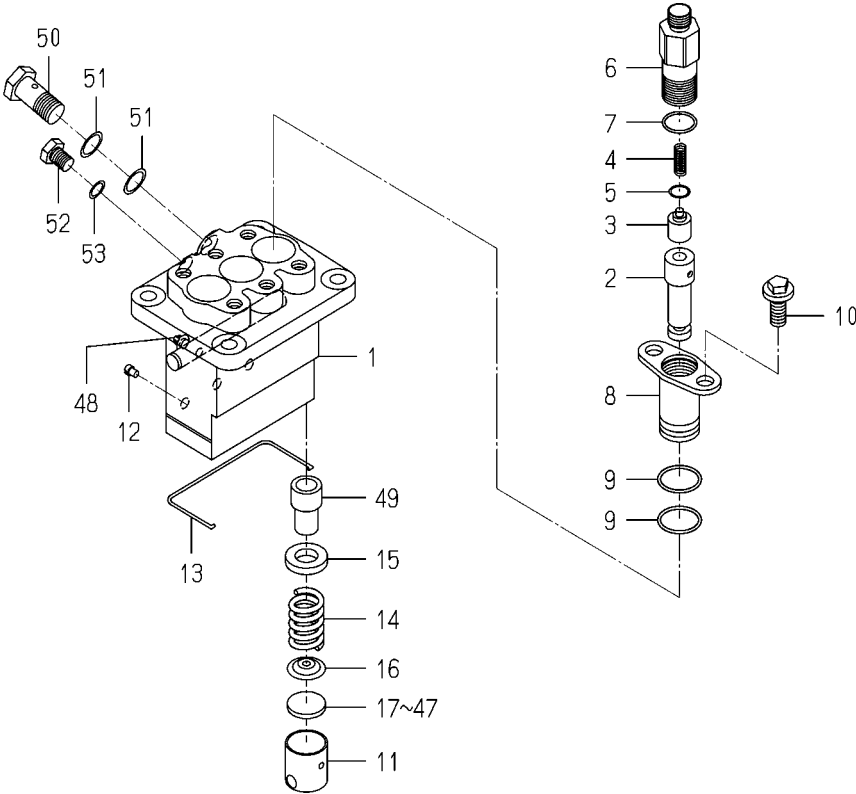
6005-999J-0100

**FIG. 26 COMPONENT PARTS
FOR 6215-300-045-00 ON Fig.19**



6215-300-045-0A

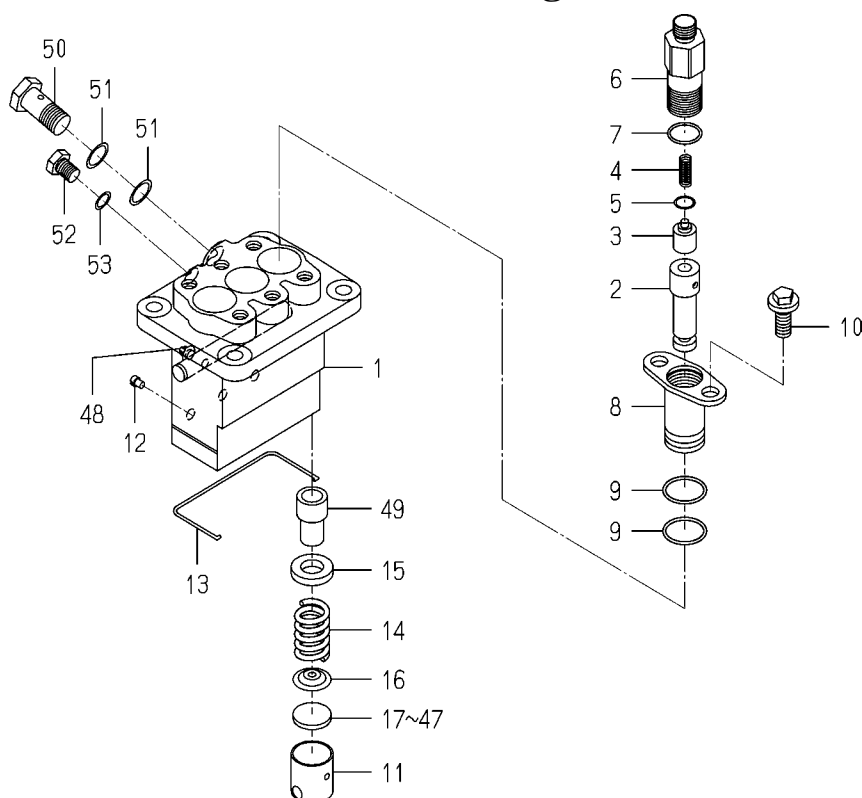
FIG. 27 COMPONENT PARTS
FOR 6215-600-104-20 ON Fig.20



6215-600-104-2D

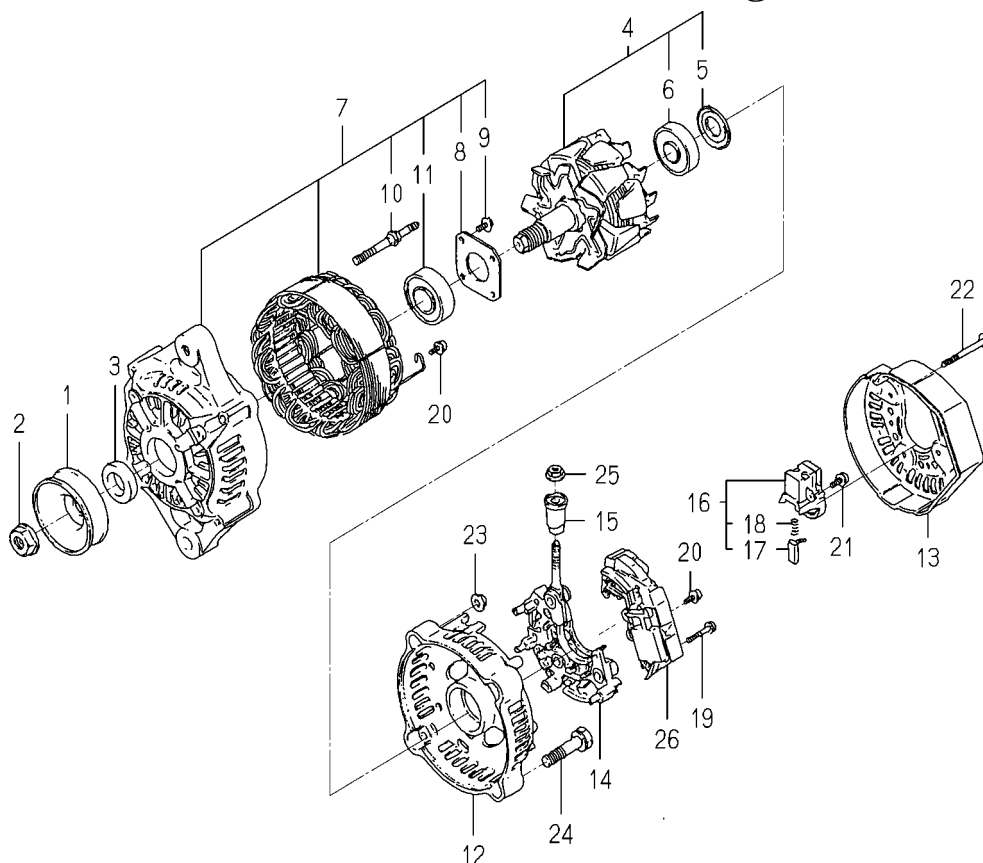
KEY	PART CODE	DESCRIPTION	S P C	TYPE OF MODEL		I T C	C O L	G R P	REMARKS
				E3CD VB39					
1	6215-611-015-00	HOUSING/PUMP	*	1					
2	6215-631-015-00	PLUNGER ASSY	*	3					
3	6215-641-002-00	VALVE,DELIVERY	*	3					
4	6215-643-005-00	SPRING/DELIVERYVALVE	*	3					
5	6215-649-008-00	GASKET	*	3					
6	6215-644-009-00	HOLDER/DELIVERYVALVE	*	3					
7	6215-649-014-00	ORING	*	3					
8	6215-635-004-00	SLEEVEFLANGE	*	3					
9	6215-649-013-00	ORING	*	6					
10	6215-649-011-00	BOLT	*	6					
11	6215-622-003-00	TAPPET	*	3					
12	6215-629-017-00	PIN	*	3					
13	6215-629-035-00	SNAPRING	*	1					
14	6215-634-003-00	SPRING/PLUNGER	*	3					
15	6215-639-008-00	SPRINGSEAT	*	3					
16	6215-639-009-00	SPRINGSEAT	*	3					
17	6215-629-060-00	PLATE/T=2.60	*	1					
18	6215-629-061-00	PLATE/T=2.65	*	1					
19	6215-629-062-00	PLATE/T=2.70	*	1					
20	6215-629-063-00	PLATE/T=2.75	*	1					
21	6215-629-064-00	PLATE/T=2.80	*	1					
22	6215-629-065-00	PLATE/T=2.85	*	1					
23	6215-629-066-00	PLATE/T=2.90	*	1					
24	6215-629-067-00	PLATE/T=2.95	*	1					
25	6215-629-036-00	PLATE/T=3.00	*	1					
26	6215-629-037-00	PLATE/T=3.05	*	1					
27	6215-629-038-00	PLATE/T=3.10	*	1					
28	6215-629-039-00	PLATE/T=3.15	*	1					
29	6215-629-040-00	PLATE/T=3.20	*	1					
30	6215-629-041-00	PLATE/T=3.25	*	1					

**FIG. 27 COMPONENT PARTS
FOR 6215-600-104-20 ON Fig.20**



6215-600-104-2D

**FIG. 29 COMPONENT PARTS
FOR 6281-200-020-00 ON Fig.23**

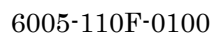


6281-200-020-0B

ENGINE

E3CDVB40...TG5330E6

ENGINE



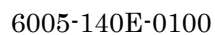
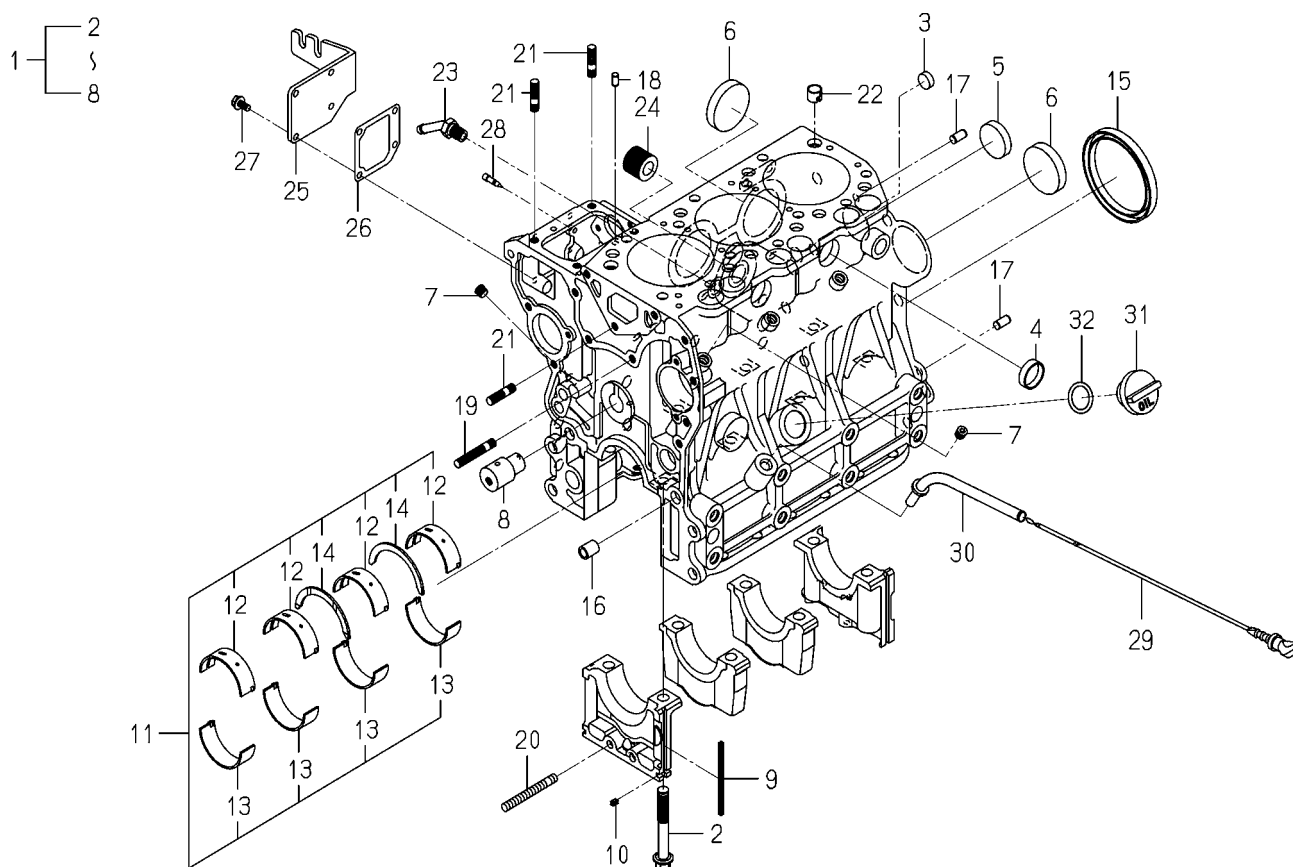
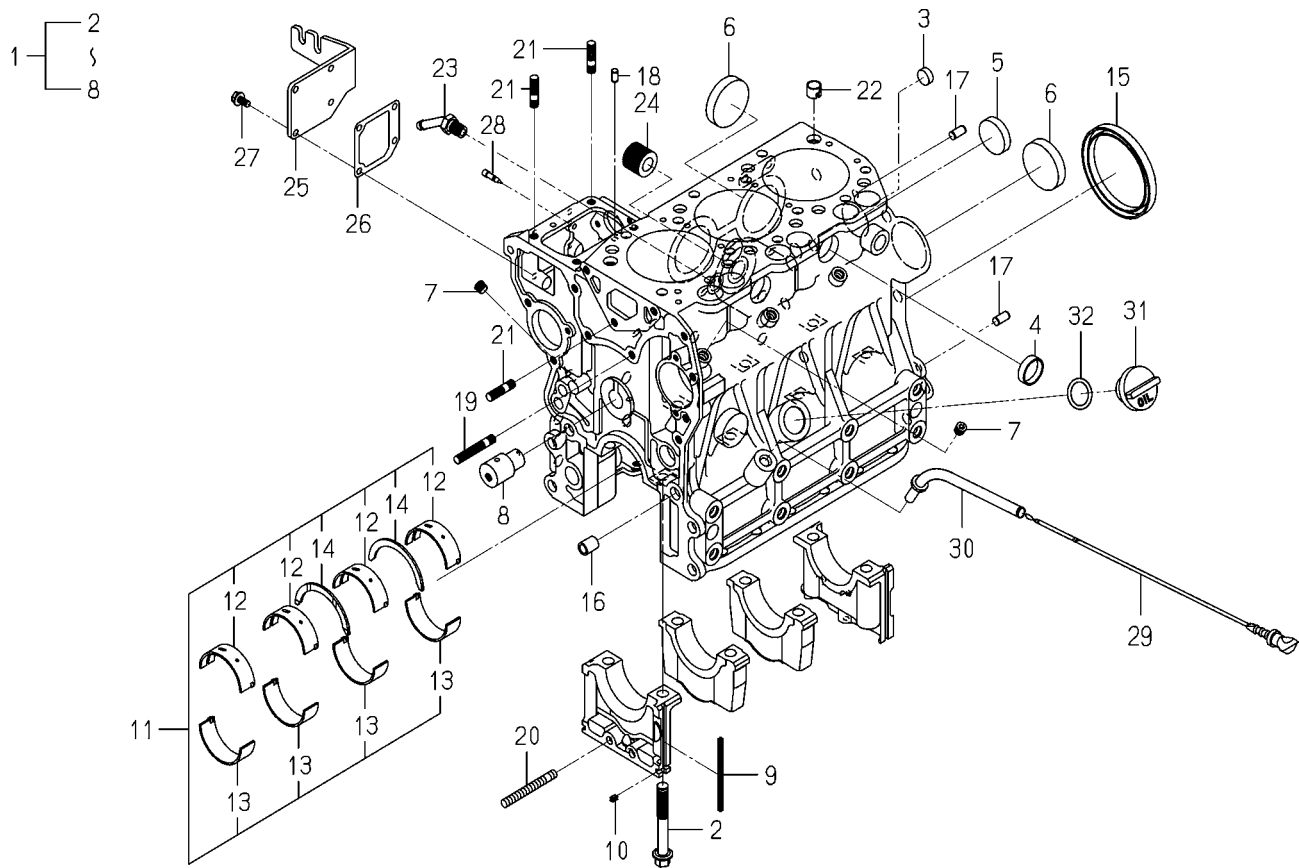


FIG. 5 CYLINDER BLOCK

6005-203A-0100

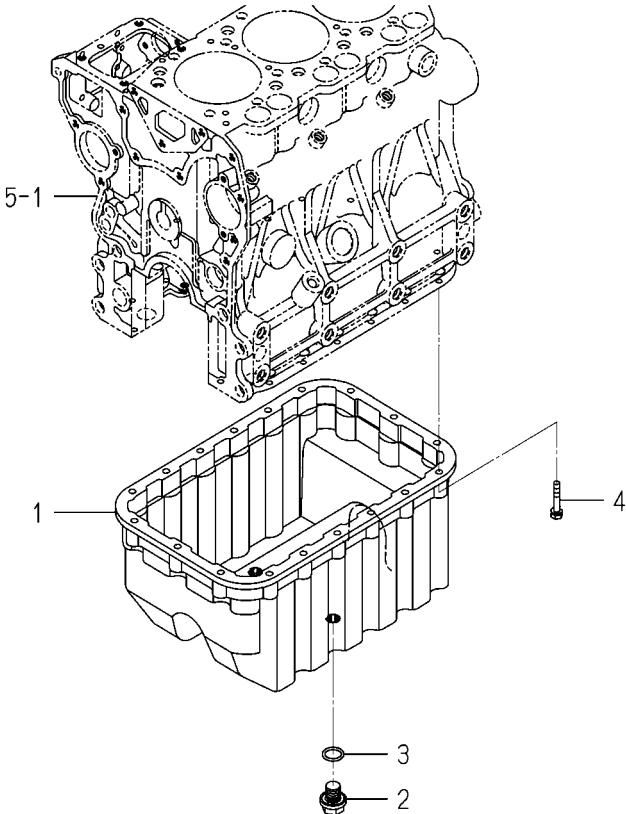
KEY	PART CODE	DESCRIPTION	S P C	TYPE OF MODEL		I T C	C O L	G R P	REMARKS
				E3CD	VB40				
1	6211-210-081-00	CYLINDERBLOCK ASSY	*	1					
2	6209-000-006-00	BOLT	*	8					
3	6209-610-007-00	CUP/SEALING/16	*	2					
4	6209-610-001-10	CUP/SEALING/28	*	2					
5	6209-610-009-00	CUP/SEALING/36	*	1					
6	6209-610-003-00	CUP/SEALING/50	*	3					
7	6509-605-019-10	PLUG	*	8					
8	6212-531-008-20	PIN/IDLEGEAR	*	1					
9	6211-258-001-00	SEAL, BEARING CAP	*	4					
10	6211-258-002-00	SEAL, BEARING CAP/7	*	2					
11	6211-510-008-00	BEARING/CRANK SET	*	1					
12	6211-511-007-00	BEARING/CRANK/UPPER	*	4					
13	6211-511-008-00	BEARING/CRANK/LOWER	*	4					
14	6211-599-004-00	BEARING/THRUST/CRANK	*	2					
15	6209-625-003-20	OILSEAL	*	1					
16	6209-749-001-20	PIN/TUBE	*	2					
17	6213-129-006-00	PIN/STRAIGHT	*	2					
18	6209-740-005-00	PIN	*	2					
19	6904-110-840-00	STUD/M8X40	*	1					
20	V251-340-806-00	BOLT/STUD	*	1					
21	6904-110-822-00	STUD	*	3					
22	6294-453-002-00	DOWEL	*	2					
23	6213-721-007-00	PIPE/WATERDRAIN	*	1					
24	6213-319-001-00	CONNECTOR, OIL FILTER	*	1					
25	6211-291-015-20	COVER/INJECTIONPUMP	*	1					
26	6211-292-001-20	GASKET/COVER	*	1					
27	V230-360-601-20	FLANGE BOLT	*	4					
28	6215-549-013-00	PIN	*	1					
29	6211-760-046-00	LEVELGAGE	*	1					
30	6211-766-033-00	GUIDE/LEVELGAGE COMP	*	1					

FIG. 5 CYLINDER BLOCK



6005-203A-0100

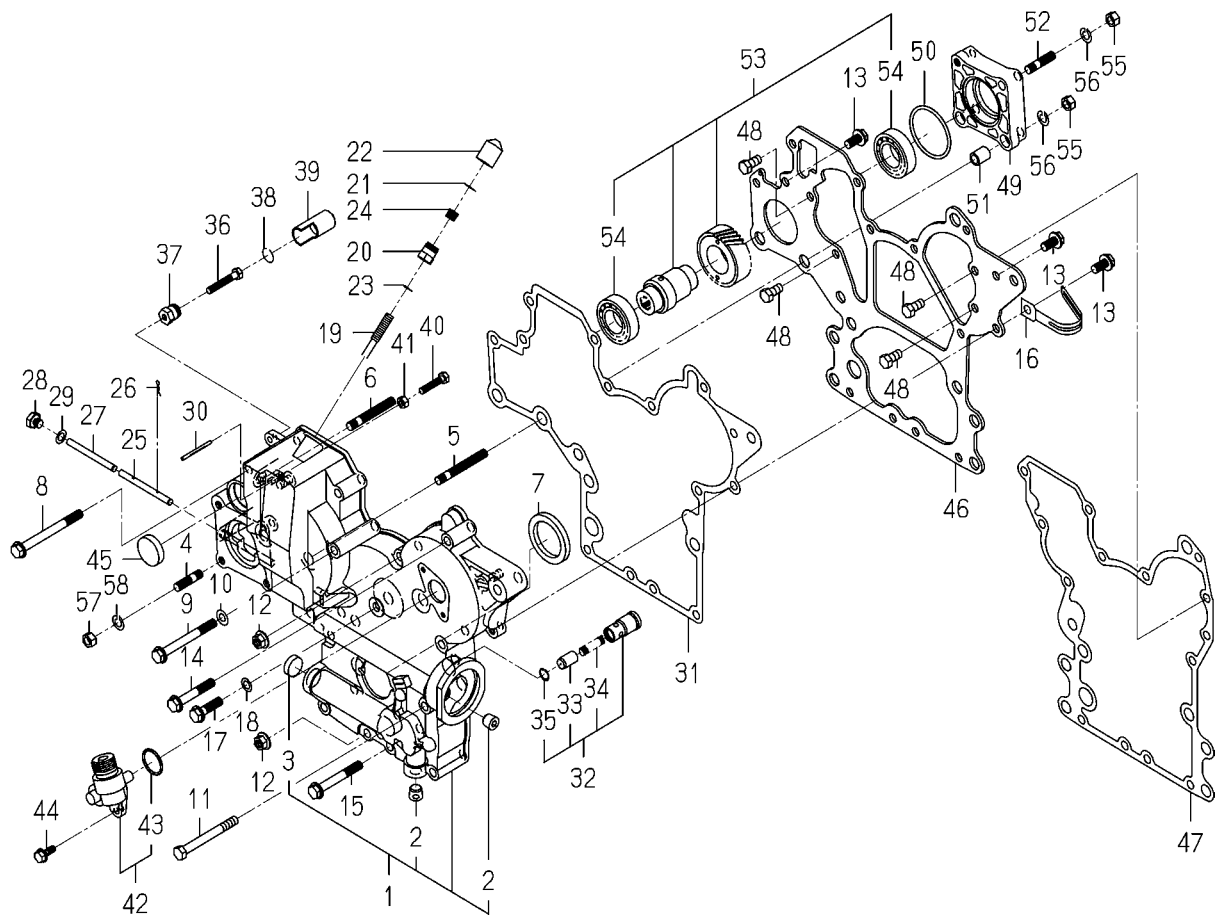
FIG. 7 OIL PAN



6005-210D-0100



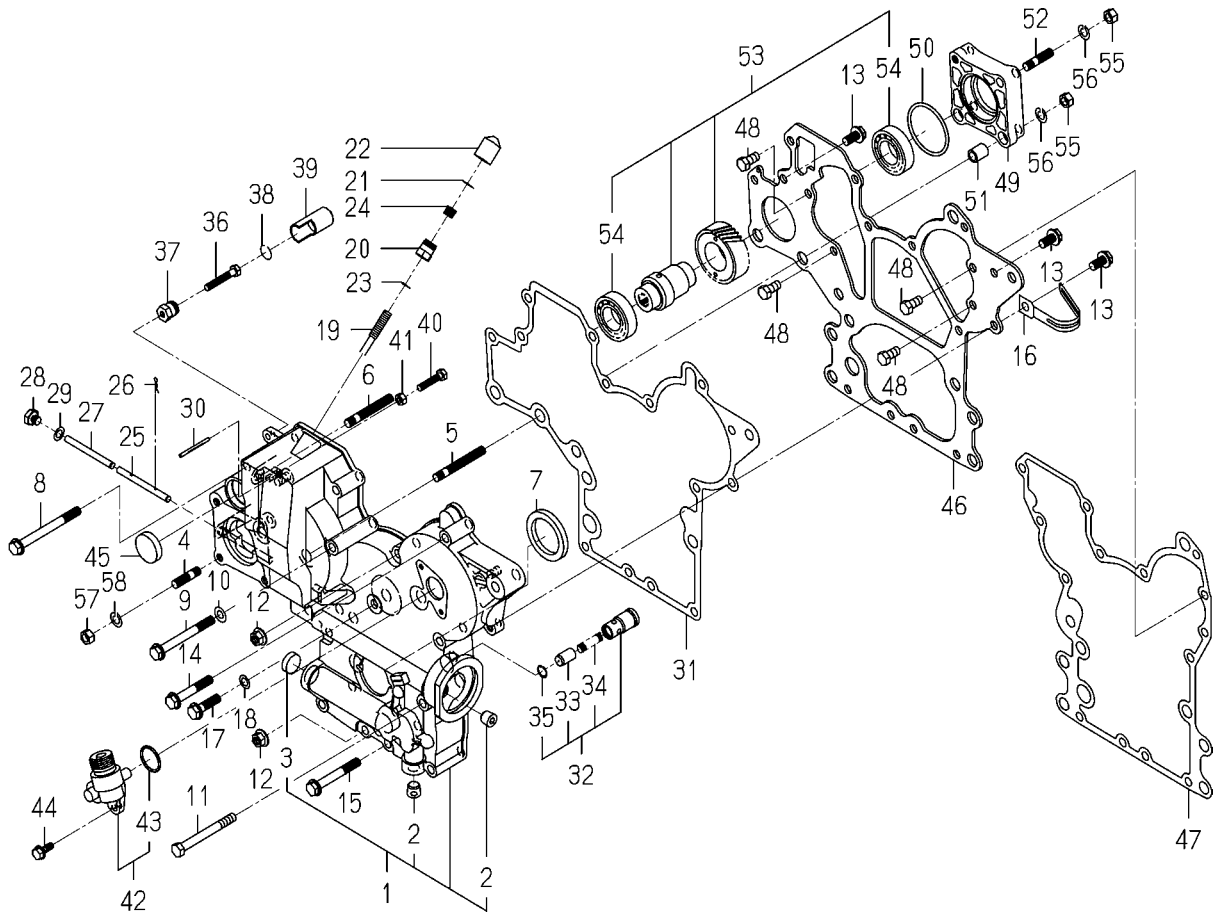
FIG. 9 TIMING GEAR CASE



6005-241B-0100,6005-241B-0200

KEY	PART CODE	DESCRIPTION	S P C	TYPE OF MODEL		I T C	C O L	G R P	REMARKS
				E3CD	VB40				
1	6211-310-009-60	GEARCASE ASSY	*	1					
2	6209-605-003-00	PLUG/PT1/4	*	2					
3	6209-610-004-00	CUP/SEALING/20	*	1					
4	6904-110-822-00	STUD	*	4					
5	6904-110-855-00	STUD	*	2					
6	6904-110-850-00	STUD	*	1					
7	6209-625-002-00	SEAL,OIL	*	1					
8	V231-360-808-50	FLANGEBOLT	*	1					
9	V231-360-807-50	FLANGEBOLT	*	1					
10	6209-500-006-00	WASHER/08X16X1.2	*	1					
11	V201-360-807-50	BOLT	*	1					
12	3817-401-001-00	NUT/M08	*	2					
13	V231-360-801-60	FLANGEBOLT	*	3					
14	V231-360-805-00	FLANGEBOLT	*	3					
15	V231-360-806-00	FLANGEBOLT	*	4					
16	1650-650-015-00	CLAMP	*	1					
17	V231-360-803-00	FLANGEBOLT	*	1					
18	6209-500-003-00	WASHER/08X14X01	*	1					
19	6215-546-006-00	STOPPER/MAX POWER ST	*	1					
20	6215-549-057-00	NUT/MAXPOWERSTOPPER	*	1					
21	6209-587-006-10	RING/TAMPER REGISTAN	*	1					
22	6215-549-058-10	CAP/MAXPOWERSTOPPER	*	1					
23	6209-920-002-00	PACKING	*	1					
24	6509-605-019-10	PLUG	*	1					
25	6215-542-004-20	PIN/ARM	*	1					
26	P117-303-003-00	PIN/SNAP	*	2					
27	6215-542-005-10	PIN	*	1					
28	6209-600-004-00	PLUG/SCREW	*	1					
29	6209-500-003-00	WASHER/08X14X01	*	1					
30	6209-740-001-00	PIN,GROOVE	*	1					

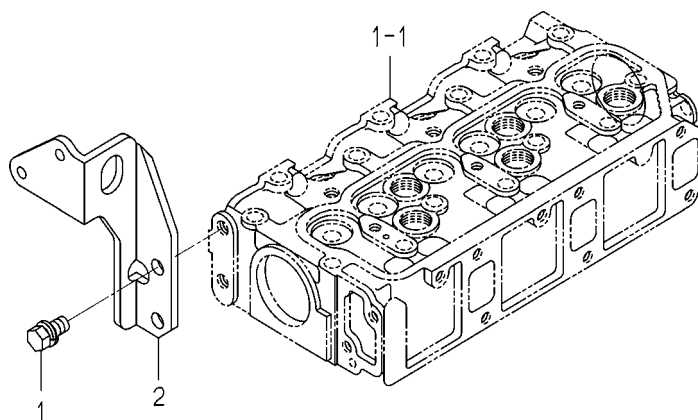
FIG. 9 TIMING GEAR CASE



6005-241B-0100,6005-241B-0200

KEY	PART CODE	DESCRIPTION	S P C	TYPE OF MODEL		I T C	C O L	G R P	REMARKS
				E3CD	VB40				
31	6211-312-005-10	GASKET/GEARCASE	*	1					
32	6213-160-003-10	VALVE/RELIEF ASSY	*	1					
33	6213-161-003-10	PISTON/VALVE/RELIEF	*	1					
34	6213-164-001-00	SPRING/RELIEF VALVE	*	1					
35	V705-140-012-00	RING,SNAP/12 C	*	1					
36	6209-050-003-00	BOLT/HI-IDLESTOPPER	*	1					
37	6215-549-059-00	NUT/HI-IDLESTOPPER	*	1					
38	6209-587-006-10	RING/TAMPER REGISTAN	*	1					
39	6215-549-068-10	CAP/HI-IDLESTOPPER	*	1					
40	6209-050-002-00	BOLT/M6	*	1					
41	6909-110-406-00	NUT	*	1					
42	6219-310-003-20	DRIVE/TACHOMETE ASSY	*	1					
43	V723-102-002-40	RING/O	*	1					
44	V230-360-601-60	FLANGEBOLT	*	2					
45	3625-540-004-00	CAP,BLANK/30	*	1					
46	6211-311-013-20	PLATE/FRONT	*	1					
47	6211-312-006-10	GASKET/PLATE	*	1					
48	6902-050-816-00	BOLT	*	4					
49	6211-319-003-00	SPACER	*	1					
50	V723-102-005-00	O-RING 1A S50	*	1					
51	6209-749-001-20	PIN/TUBE	*	2					
52	6904-110-822-00	STUD	*	1					
53	6212-530-017-00	SHAFT/HYDRAULIC ASSY	*	1					
54	6209-800-011-00	BEARING	*	2					
55	6909-110-408-00	NUT/M8	*	4					
56	V401-160-008-00	WASHER,SP/M 8	*	4					
57	6909-110-408-00	NUT/M8	*	4					
58	V401-160-008-00	WASHER,SP/M 8	*	4					

FIG. 10 HANGER



6005-290D-0100


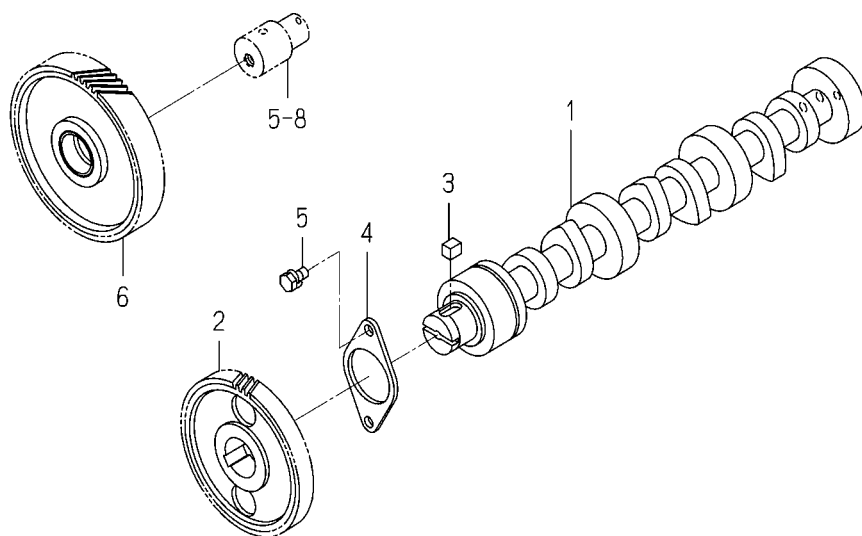


FIG. 12 CAM SHAFT



6005-310A-0100

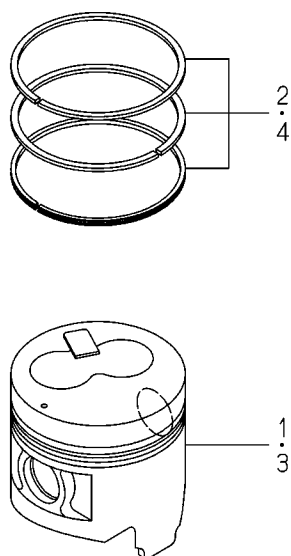
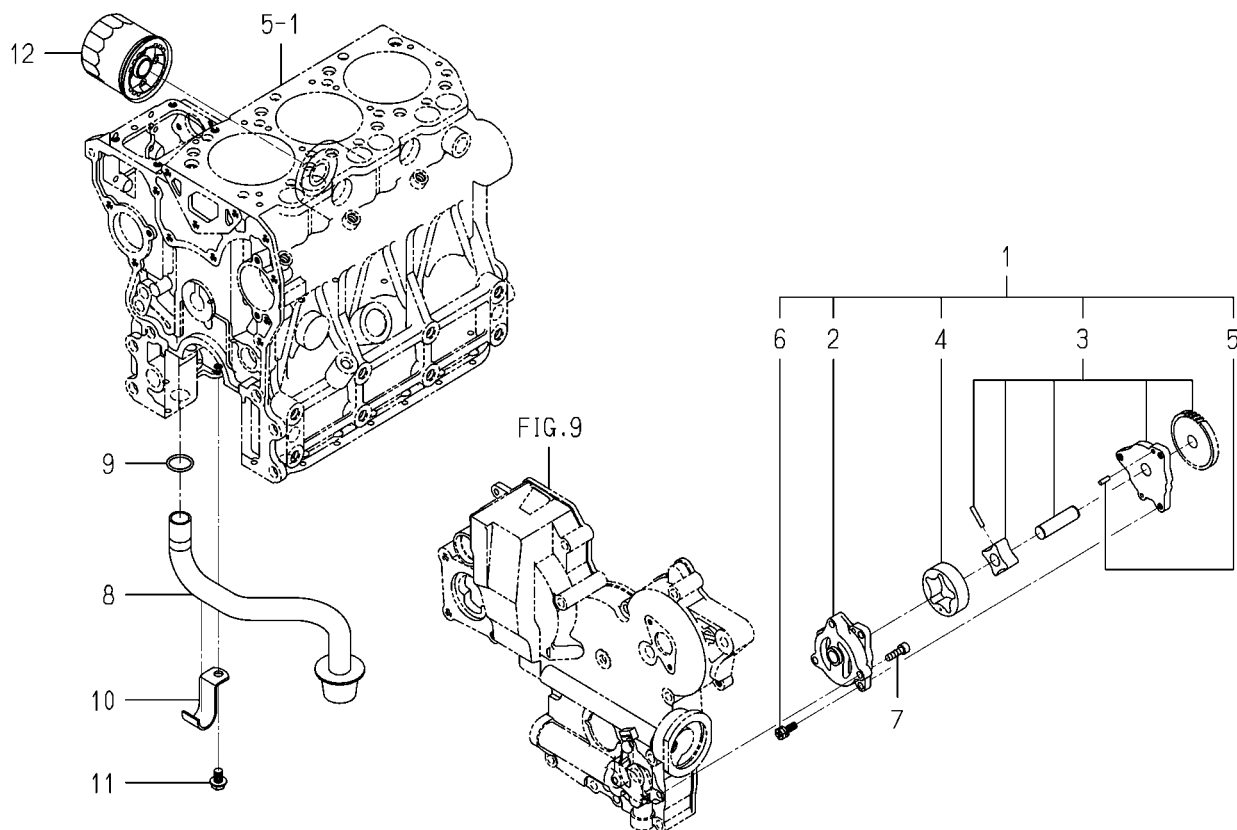


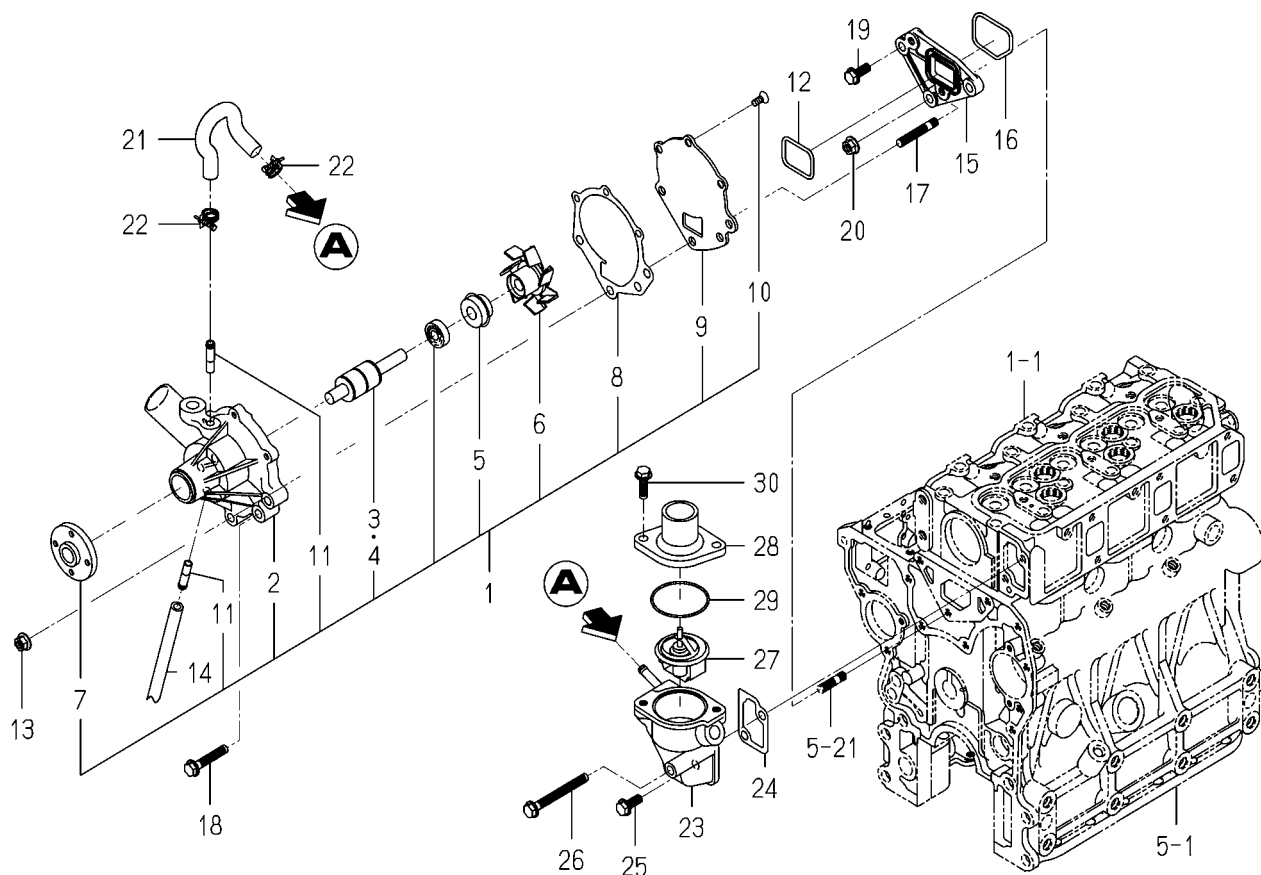


FIG. 16 OIL PUMP



6005-401D-0100

FIG. 17 WATER PUMP



6005-420M-0100

KEY	PART CODE	DESCRIPTION	S P C	TYPE OF MODEL		I T C	C O L	G R P	REMARKS
				E3CD VB40					
1	6213-610-005-40	WATERPUMP ASSY	*	1					
2	6213-611-003-20	BODY/WATERPUMP	*	1					
3	6213-631-002-00	BEARING/WATER PUMP	*	1					
4	6213-631-005-00	BEARING/WATERPUMP	*	1					
5	6213-622-002-10	SEAL SET/WATER PUMP	*	1					
6	6213-621-003-00	ROTOR/WATERPUMP	*	1					
7	6213-642-002-00	SEAL/WATER PUMPPULLE	*	1					
8	6213-613-002-10	GASKET	*	1					
9	6213-612-004-00	PLATE/WATER PUMP	*	1					
10	6213-619-003-00	SCREW/WATER PUMP	*	3					
11	6213-619-002-00	PIPE/WATER PUMP	*	2					
12	V721-103-104-00	O-RING/G40	*	1					
13	3817-401-001-00	NUT/M08	*	2					
14	6209-360-084-00	HOSE/RUBBER/230	*	1					
15	6213-619-006-00	SPACER/WATERPUMP	*	1					
16	V721-113-105-00	O-RING HS90 G50	*	1					
17	6904-110-840-00	STUD/M8X40	*	2					
18	V231-360-804-50	FLANGEBOLT	*	1					
19	V231-360-802-00	FLANGEBOLT	*	1					
20	3817-401-001-00	NUT/M08	*	1					
21	6213-729-013-10	HOSE/RUBBER	*	1					
22	J061-210-015-00	CLAMP/WIRE/10-15	*	2					
23	6213-716-001-50	HOUSING/THERMOSTAT	*	1					
24	6213-743-002-10	GASKET/HOUSING	*	1					
25	V231-360-802-00	FLANGEBOLT	*	1					
26	V231-360-807-50	FLANGEBOLT	*	1					
27	6513-770-022-10	THERMOSTAT	*	1					
28	6213-711-003-20	PIPE, WATER OUTLET	*	1					
29	V723-102-005-50	O-RING	*	1					
30	V231-360-802-50	FLANGEBOLT	*	2					



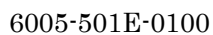
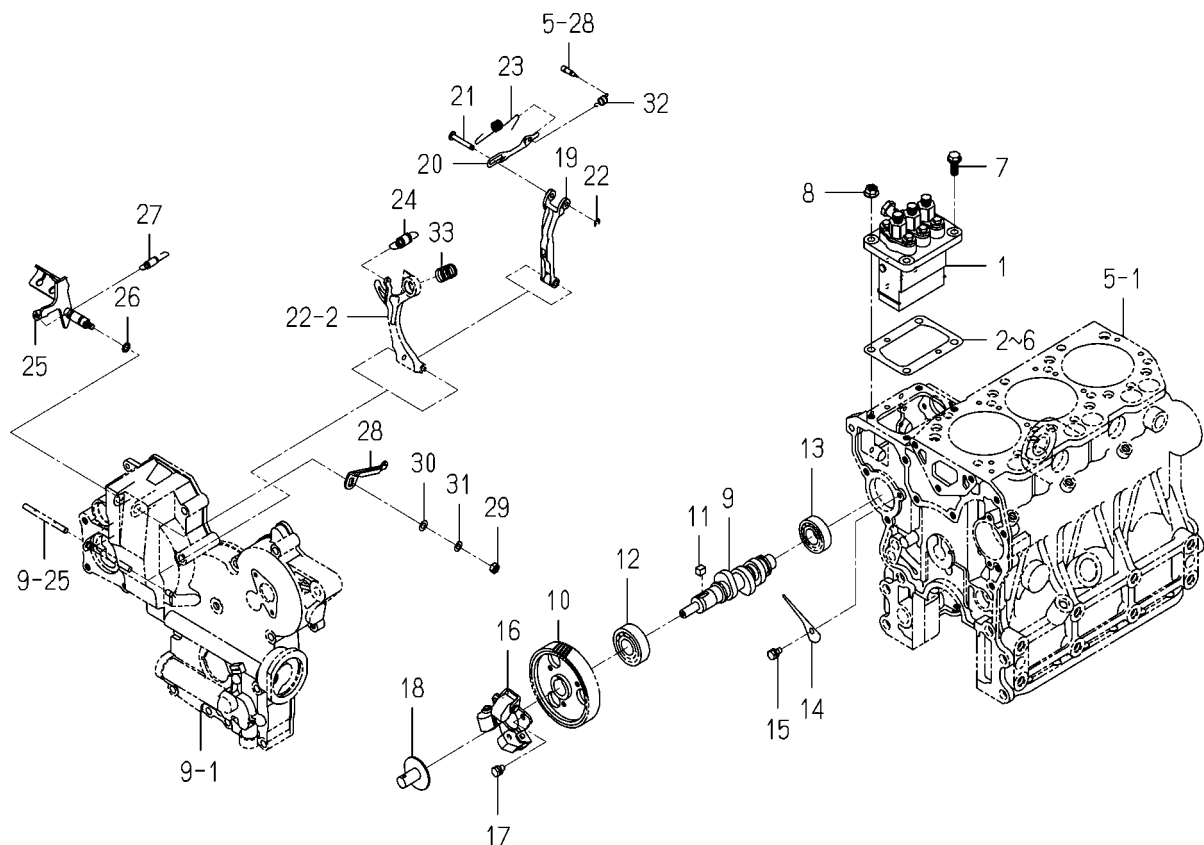



FIG. 20 INJECTION PUMP



6005-511E-0100

KEY	PART CODE	DESCRIPTION	S P C	TYPE OF MODEL		I T C	C O L	G R P	REMARKS
				E3CD	VB40				
1	6215-600-104-20	INJECTIONPUMP ASSY	*	1					FIG 027
2	6219-752-006-00	SHIM/INJECTION P/0.3	*	1					
3	6219-752-007-00	SHIM/INJECTION P/0.1	*	1					
4	6219-752-008-00	SHIM/INJECTION P/0.2	*	1					
5	6219-752-009-00	SHIM/INJECTION P/0.4	*	1					
6	6219-752-010-00	SHIM/INJECTION P/0.5	*	1					
7	V231-360-802-00	FLANGEBOLT	*	2					
8	3817-401-001-00	NUT/M08	*	2					
9	6215-621-017-10	CAMSHAFT/INJPUMP	*	1					
10	6212-524-012-30	GEAR/INJECTIONPUMP	*	1					
11	6209-730-005-00	KEY/07X05X09	*	1					
12	V600-110-620-30	BEARING,RB/6203	*	1					
13	6209-800-010-00	BEARING	*	1					
14	6212-535-009-00	PLATE/THRUST/INJPUMP	*	1					
15	6901-910-612-00	BOLT,SEMS/M6X12	*	1					
16	6215-520-007-10	FLYWEIGHT ASSY	*	1					
17	6209-030-043-00	BOLT/M6X10	*	3					
18	6215-526-004-00	THRUSTPIECE	*	1					
19	6215-541-001-10	ARM/FLOATING COMP	*	1					
20	6215-543-002-10	RINK/CONTROL	*	1					
21	6215-542-006-00	PIN,CONTROL	*	1					
22	V710-140-004-00	RING,SNAP/ 4 E	*	1					
23	6215-549-031-10	SPRING/SETTING	*	1					
24	6215-531-010-00	SPRING/GOVERNOR	*	1					
25	6215-541-024-30	LEVER/CONTROL COMP	*	1					
26	V720-101-900-80	O-RING/P 8	*	1					
27	6209-580-002-10	SPRING,RETURN	*	1					
28	6215-549-007-10	ARM/CONTROL	*	1					
29	6909-110-406-00	NUT	*	1					
30	V411-260-006-00	WASHER / M6	*	1					



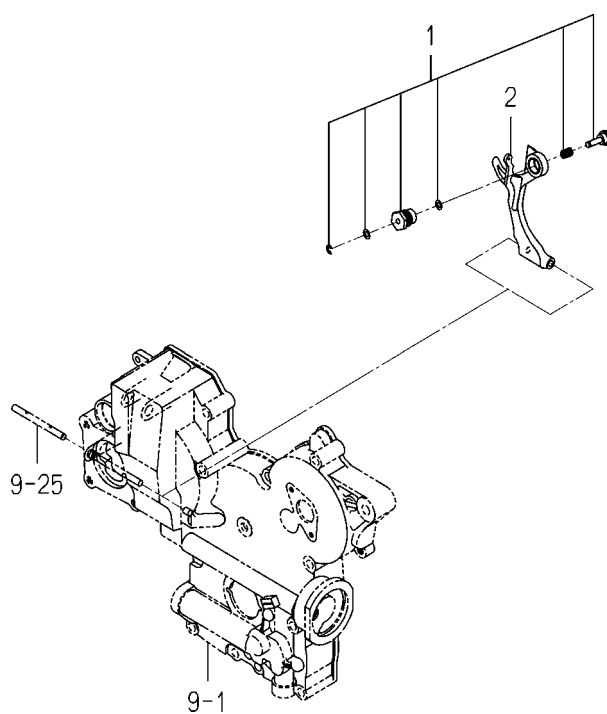
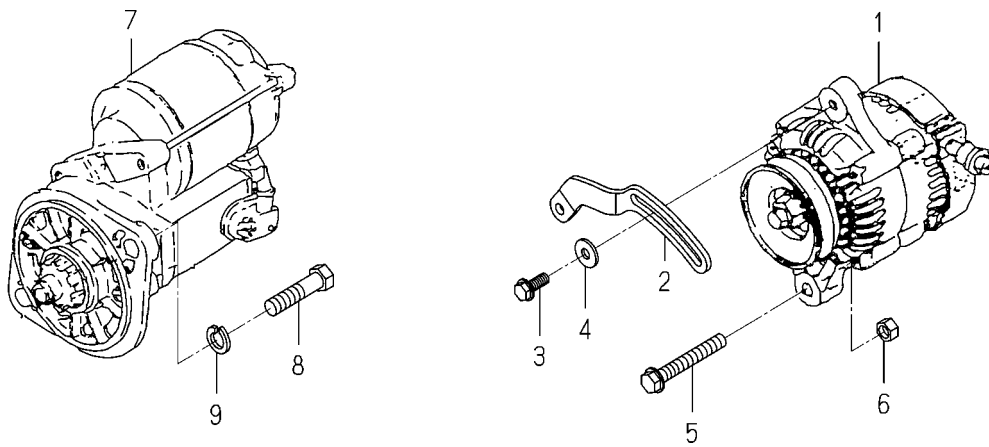


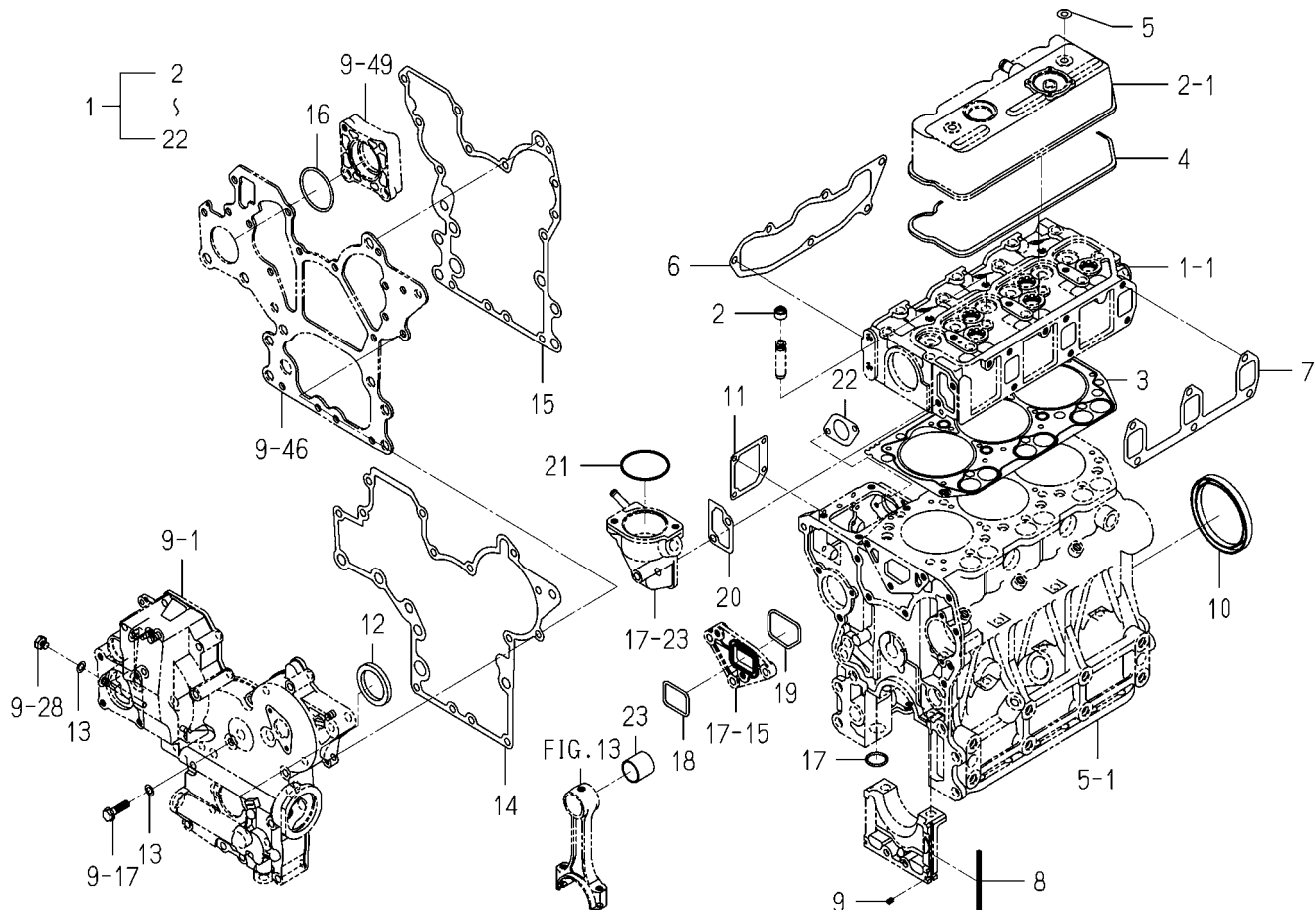
FIG. 23 ELECTRIC(1)



6005-801N-0100,6005-801N-0200

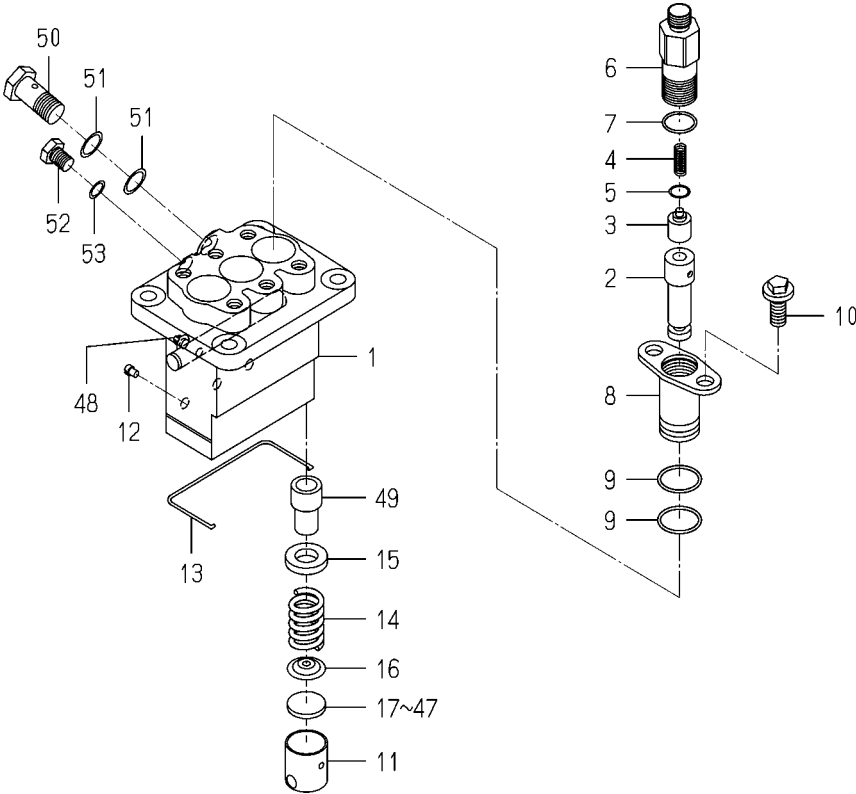


FIG. 25 REPAIR PARTS



6005-999K-0100

FIG. 27 COMPONENT PARTS
FOR 6215-600-104-20 ON Fig.20



6215-600-104-2D

KEY	PART CODE	DESCRIPTION	S P C	TYPE OF MODEL		I T C	C O L	G R P	REMARKS
				E3CD VB40					
1	6215-611-015-00	HOUSING/PUMP	*	1					
2	6215-631-015-00	PLUNGER ASSY	*	3					
3	6215-641-002-00	VALVE,DELIVERY	*	3					
4	6215-643-005-00	SPRING/DELIVERYVALVE	*	3					
5	6215-649-008-00	GASKET	*	3					
6	6215-644-009-00	HOLDER/DELIVERYVALVE	*	3					
7	6215-649-014-00	ORING	*	3					
8	6215-635-004-00	SLEEVEFLANGE	*	3					
9	6215-649-013-00	ORING	*	6					
10	6215-649-011-00	BOLT	*	6					
11	6215-622-003-00	TAPPET	*	3					
12	6215-629-017-00	PIN	*	3					
13	6215-629-035-00	SNAPRING	*	1					
14	6215-634-003-00	SPRING/PLUNGER	*	3					
15	6215-639-008-00	SPRINGSEAT	*	3					
16	6215-639-009-00	SPRINGSEAT	*	3					
17	6215-629-060-00	PLATE/T=2.60	*	1					
18	6215-629-061-00	PLATE/T=2.65	*	1					
19	6215-629-062-00	PLATE/T=2.70	*	1					
20	6215-629-063-00	PLATE/T=2.75	*	1					
21	6215-629-064-00	PLATE/T=2.80	*	1					
22	6215-629-065-00	PLATE/T=2.85	*	1					
23	6215-629-066-00	PLATE/T=2.90	*	1					
24	6215-629-067-00	PLATE/T=2.95	*	1					
25	6215-629-036-00	PLATE/T=3.00	*	1					
26	6215-629-037-00	PLATE/T=3.05	*	1					
27	6215-629-038-00	PLATE/T=3.10	*	1					
28	6215-629-039-00	PLATE/T=3.15	*	1					
29	6215-629-040-00	PLATE/T=3.20	*	1					
30	6215-629-041-00	PLATE/T=3.25	*	1					

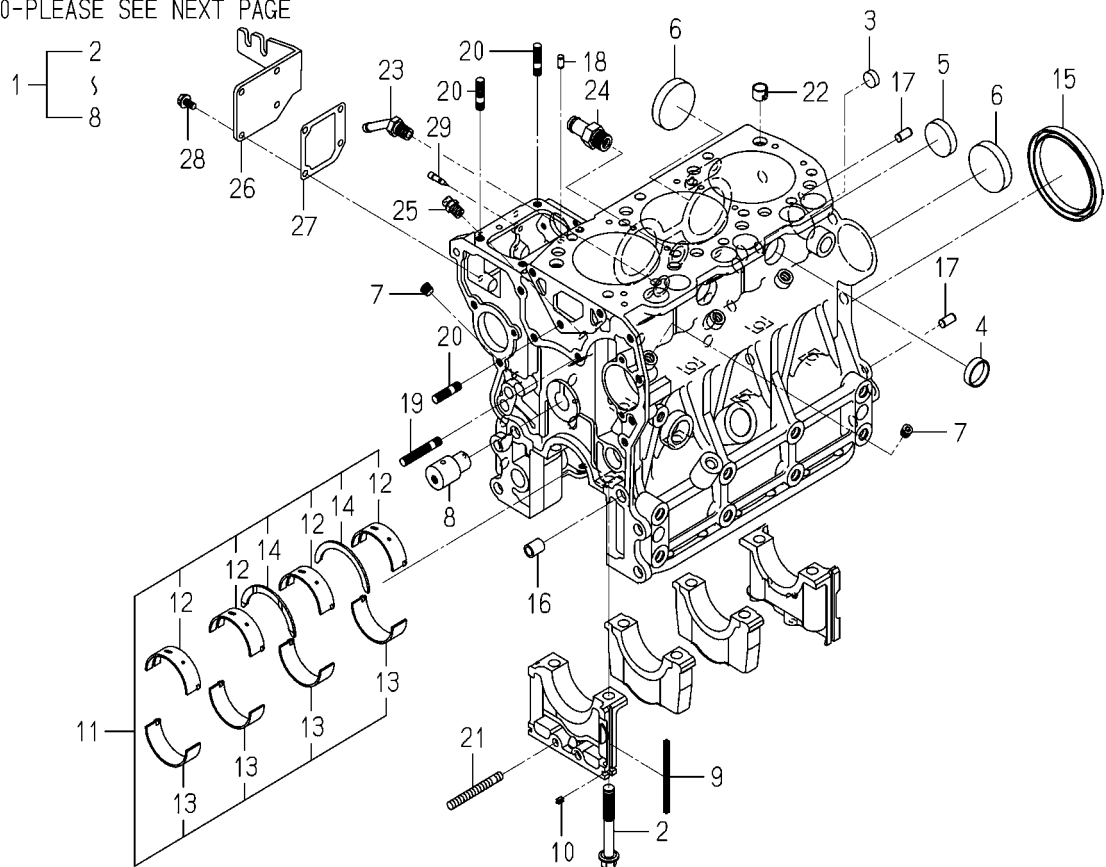
ENGINE

E3CDVTB11...TG5390E4(Q TYPE)

ENGINE

FIG. 6 CYLINDER BLOCK(1/2)

30-PLEASE SEE NEXT PAGE



6005-202S-0100

KEY	PART CODE	DESCRIPTION	S P C	TYPE OF MODEL		I T C	C O L	G R P	REMARKS
				E3CD	VTB11				
1	6211-210-084-00	CYLINDERBLOCK ASSY	*	1					
2	6209-000-006-00	BOLT	*	8					
3	6209-610-007-00	CUP/SEALING/16	*	2					
4	6209-610-001-10	CUP/SEALING/28	*	2					
5	6209-610-009-00	CUP/SEALING/36	*	1					
6	6209-610-003-00	CUP/SEALING/50	*	3					
7	6509-605-019-10	PLUG	*	8					
8	6212-531-008-20	PIN/IDLEGEAR	*	1					
9	6211-258-001-00	SEAL,BEARING CAP	*	4					
10	6211-258-002-00	SEAL,BEARING CAP/7	*	2					
11	6211-510-008-00	BEARING/CRANK SET	*	1					
12	6211-511-007-00	BEARING/CRANK/UPPER	*	4					
13	6211-511-008-00	BEARING/CRANK/LOWER	*	4					
14	6211-599-004-00	BEARING/THRUST/CRANK	*	2					
15	6209-625-003-20	OILSEAL	*	1					
16	6209-749-001-20	PIN/TUBE	*	2					
17	6213-129-006-00	PIN/STRAIGHT	*	2					
18	6209-740-005-00	PIN	*	2					
19	6904-110-840-00	STUD/M8X40	*	1					
20	6904-110-822-00	STUD	*	3					
21	V251-340-806-00	BOLT/STUD	*	1					
22	6294-453-002-00	DOWEL	*	2					
23	6213-721-007-00	PIPE/WATERDRAIN	*	1					
24	6213-721-005-00	PIPE/WATER/HOUSING	*	1					
25	6909-902-299-00	NIPPLE	*	1					
26	6211-291-015-20	COVER/INJECTIONPUMP	*	1					
27	6211-292-001-20	GASKET/COVER	*	1					
28	V230-360-601-20	FLANGE BOLT	*	4					
29	6215-549-013-00	PIN	*	1					
30	6211-760-046-00	LEVELGAGE	*	1					

[illegible]

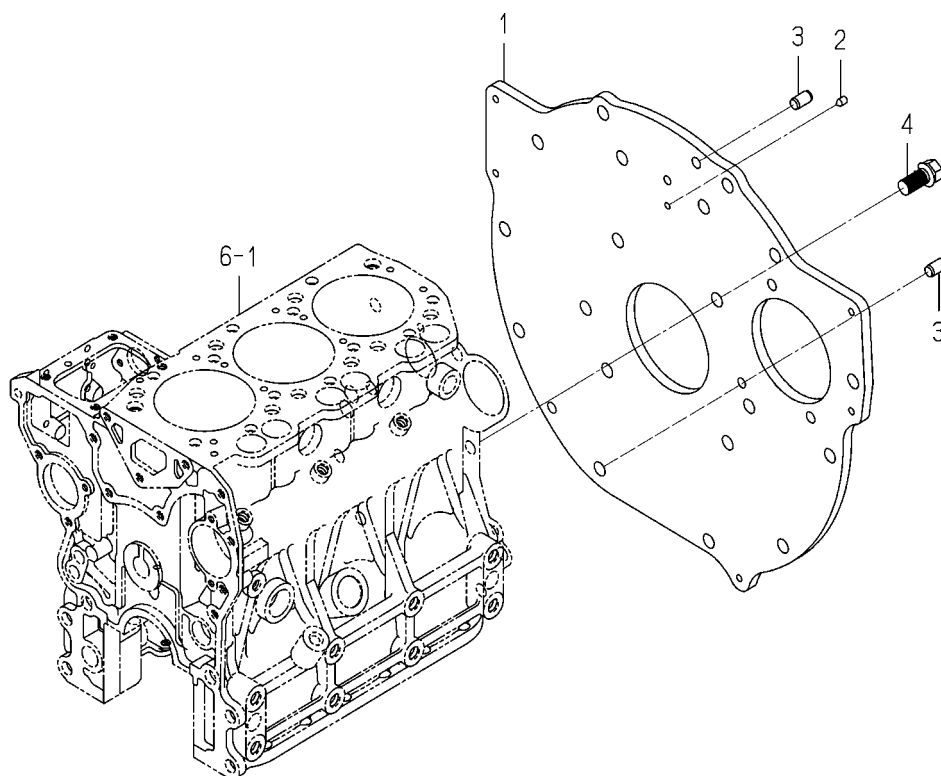
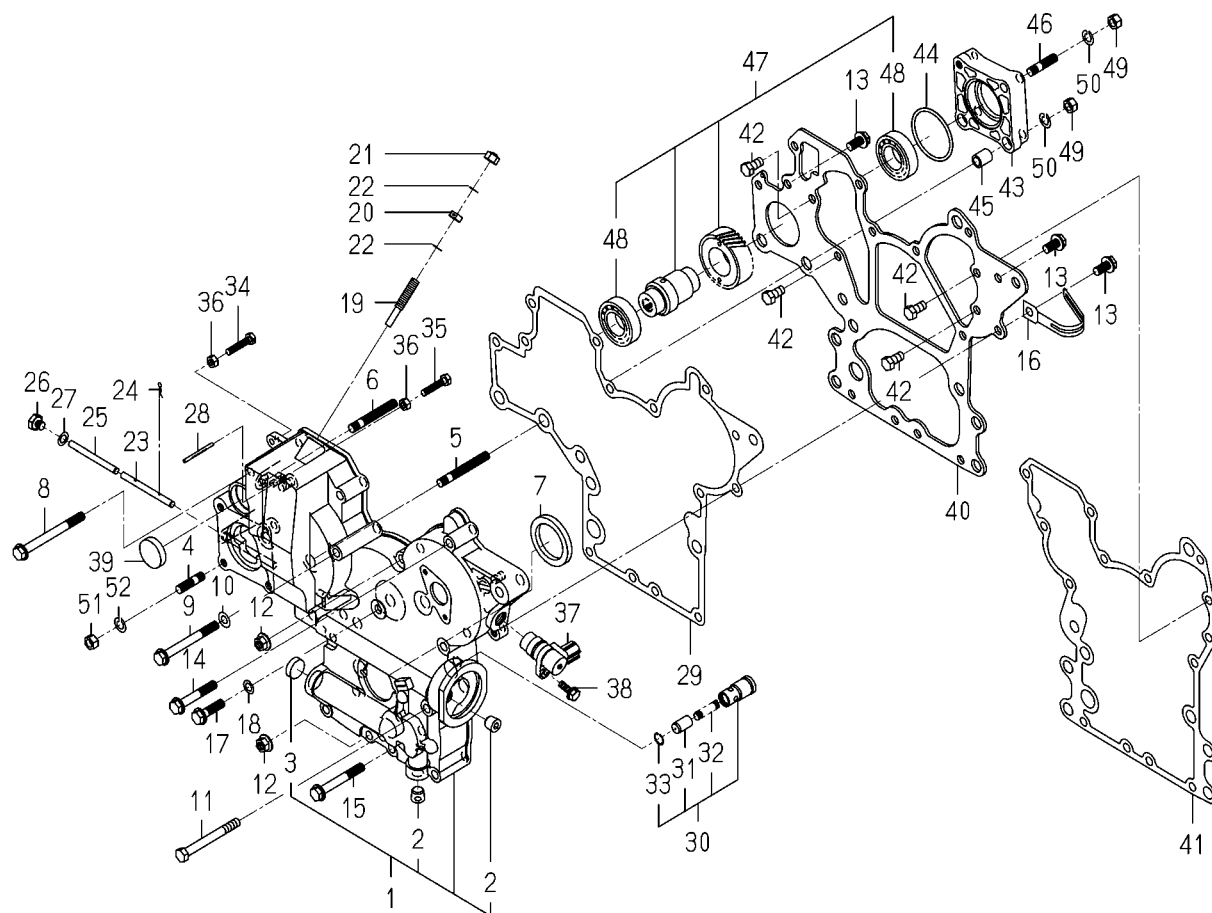
[illegible]

FIG. 10 TIMING GEAR CASE

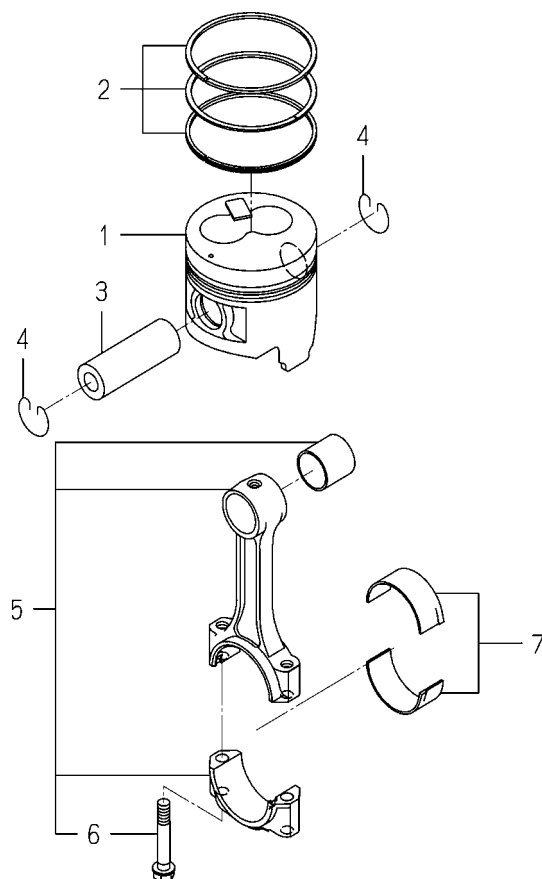
6005-241C-0100,6005-241C-0200

KEY	PART CODE	DESCRIPTION	S P C	TYPE OF MODEL		I T C	C O L	G R P	REMARKS
				E3CD VTB11					
1	6211-310-040-00	GEARCASE ASSY	*	1					
2	6209-605-003-00	PLUG/PT1/4	*	2					
3	6209-610-004-00	CUP/SEALING/20	*	1					
4	6904-110-822-00	STUD	*	4					
5	6904-110-855-00	STUD	*	2					
6	6904-110-850-00	STUD	*	1					
7	6209-625-002-00	SEAL,OIL	*	1					
8	V231-360-808-50	FLANGE BOLT	*	1					
9	V231-360-807-50	FLANGE BOLT	*	1					
10	6209-500-006-00	WASHER/08X16X1.2	*	1					
11	V201-360-807-50	BOLT	*	1					
12	3817-401-001-00	NUT/M08	*	2					
13	V231-360-801-60	FLANGE BOLT	*	3					
14	V231-360-805-00	FLANGE BOLT	*	3					
15	V231-360-806-00	FLANGE BOLT	*	4					
16	1650-650-015-00	CLAMP	*	1					
17	V231-360-803-00	FLANGE BOLT	*	1					
18	6209-500-003-00	WASHER/08X14X01	*	1					
19	6215-546-003-10	STOPPER/FULLLOAD	*	1					
20	6209-409-001-00	NUT/M8	*	1					
21	V341-120-008-00	NUT,CAP/M 8	*	1					
22	6209-920-002-00	PACKING	*	2					
23	6215-542-004-20	PIN/ARM	*	1					
24	P117-303-003-00	PIN/SNAP	*	2					
25	6215-542-005-10	PIN	*	1					
26	6209-600-004-00	PLUG/SCREW	*	1					
27	6209-500-003-00	WASHER/08X14X01	*	1					
28	6209-740-001-00	PIN,GROOVE	*	1					
29	6211-312-005-10	GASKET/GEARCASE	*	1					
30	6213-160-003-10	VALVE/RELIEF ASSY	*	1					

[illegible]

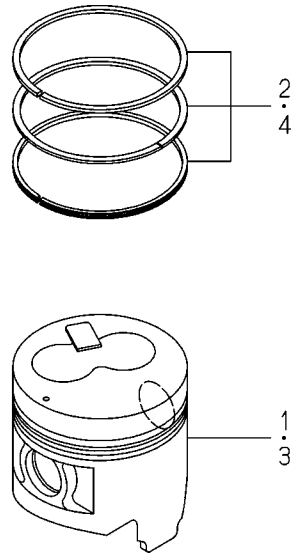
[illegible]

FIG. 14 PISTON



6005-340Q-0100

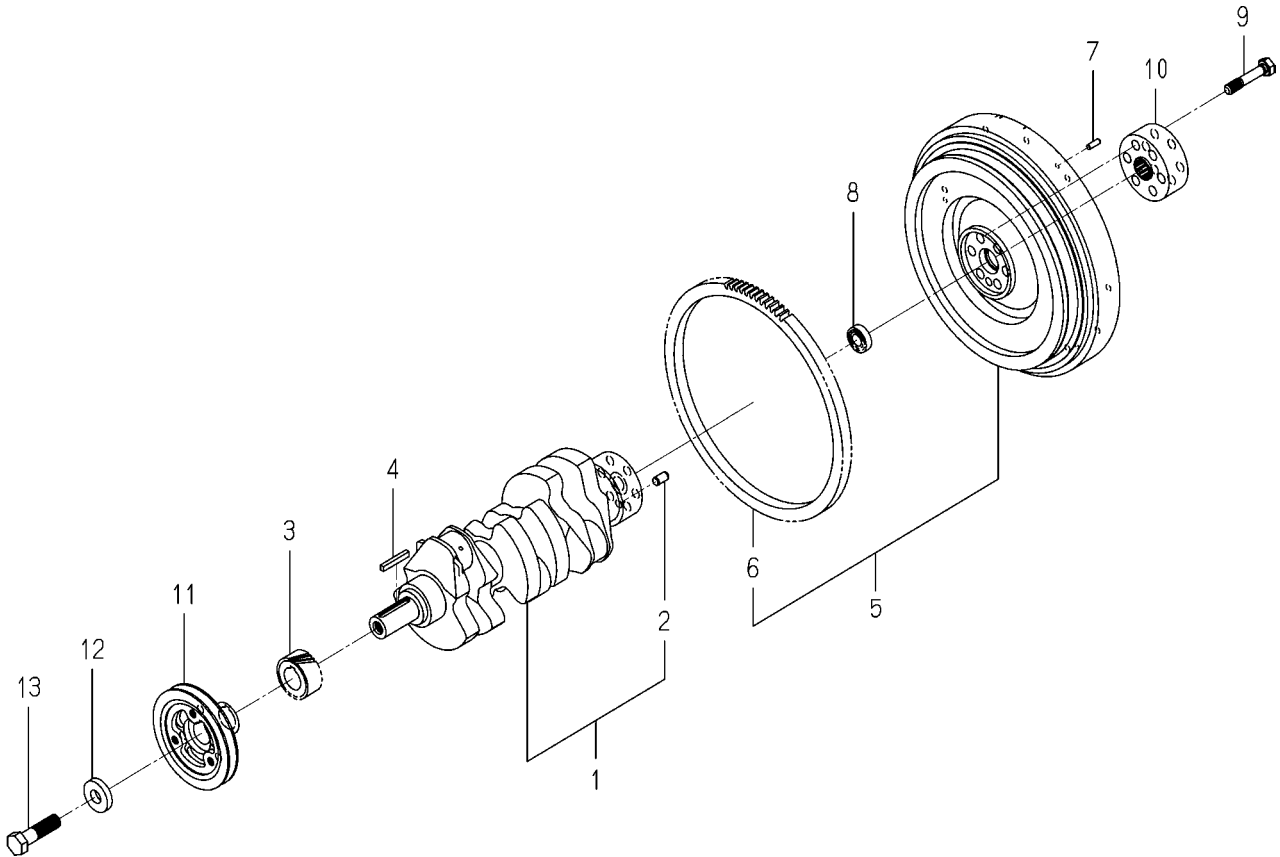
[illegible]



6005-349Q-0100

[illegible]

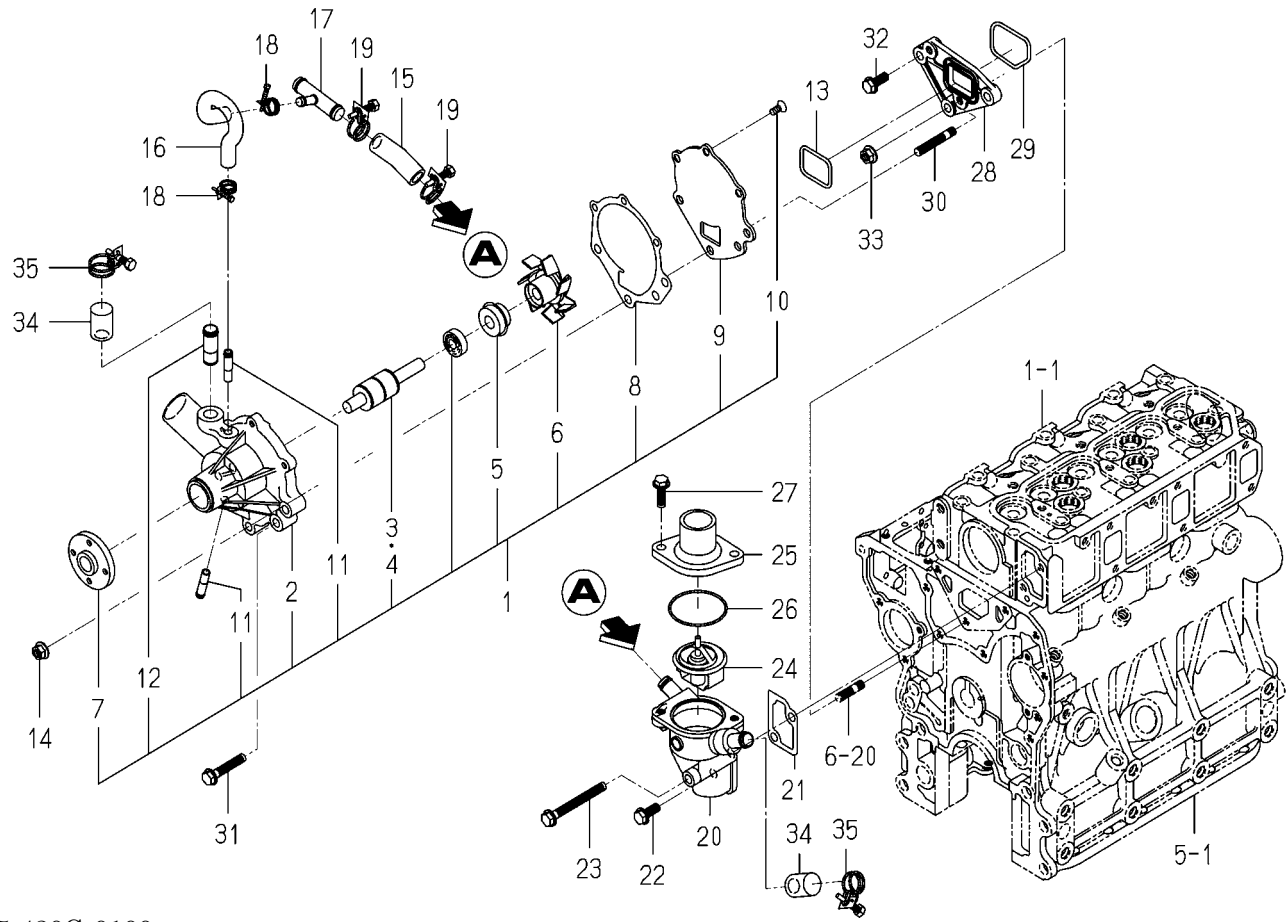
FIG. 16 CRANK SHAFT



6005-351D-0100

[illegible]

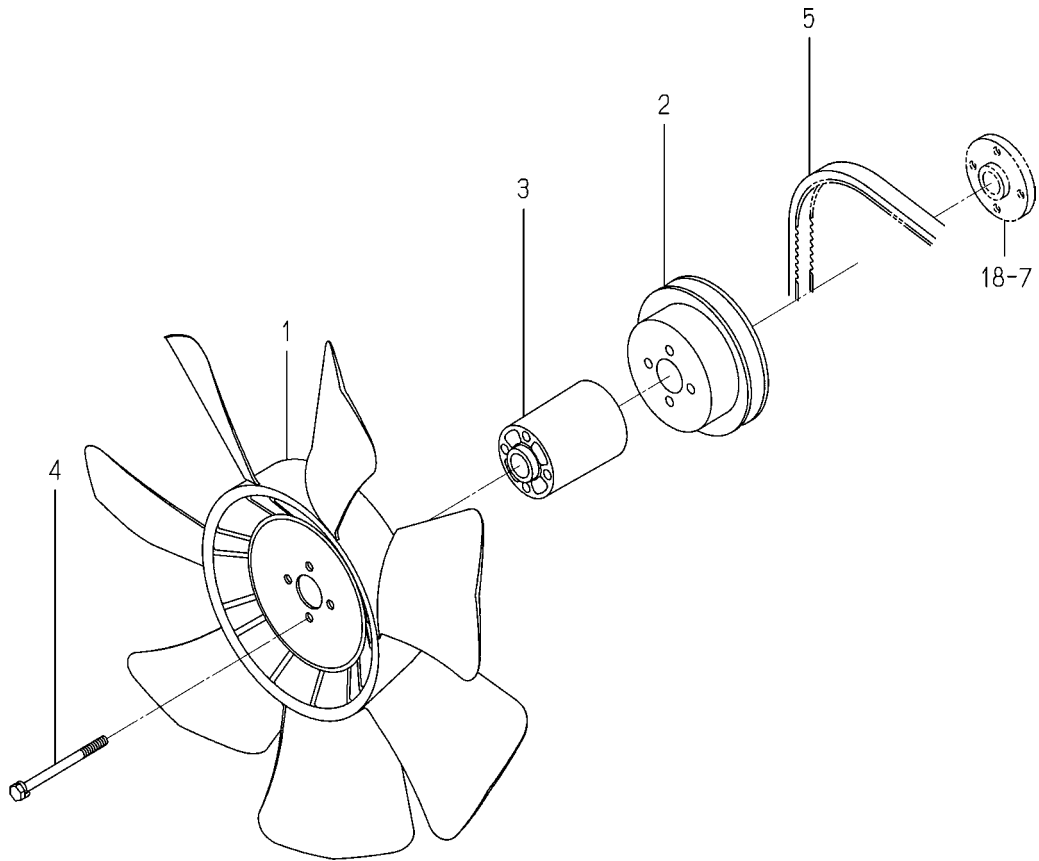
FIG. 18 WATER PUMP



6005-420G-0100

KEY	PART CODE	DESCRIPTION	S P C	TYPE OF MODEL		I T C	C O L	G R P	REMARKS
				E3CD VTB11					
1	6213-610-011-10	WATERPUMP ASSY	*	1					
2	6213-611-006-00	BODY/WATERPUMP	*	1					
3	6213-631-002-00	BEARING/WATER PUMP	*	1					
4	6213-631-005-00	BEARING/WATERPUMP	*	1					
5	6213-622-002-10	SEAL SET/WATER PUMP	*	1					
6	6213-621-003-00	ROTOR/WATERPUMP	*	1					
7	6213-642-002-00	SEAL/WATER PUMPPULLE	*	1					
8	6213-613-002-10	GASKET	*	1					
9	6213-612-004-00	PLATE/WATER PUMP	*	1					
10	6213-619-003-00	SCREW/WATER PUMP	*	3					
11	6213-619-002-00	PIPE/WATER PUMP	*	2					
12	6213-619-009-00	PIPE/WATERPUMP	*	1					
13	V721-103-104-00	O-RING/G40	*	1					
14	3817-401-001-00	NUT/M08	*	2					
15	6213-729-004-10	HOSE/RUBBER	*	1					
16	6213-729-013-10	HOSE/RUBBER	*	1					
17	6213-719-002-00	JOINT	*	1					
18	J061-210-015-00	CLAMP/WIRE/10-15	*	2					
19	J061-216-020-00	CLAMP/WIRE/16-20	*	2					
20	6213-716-003-10	HOUSING/THERMOSTAT	*	1					
21	6213-743-002-10	GASKET/HOUSING	*	1					
22	V231-360-802-00	FLANGEBOLT	*	1					
23	V231-360-807-50	FLANGEBOLT	*	1					
24	6513-770-022-10	THERMOSTAT	*	1					
25	6213-711-003-20	PIPE,WATER OUTLET	*	1					
26	V723-102-005-50	O-RING	*	1					
27	V231-360-802-50	FLANGEBOLT	*	2					
28	6213-619-006-00	SPACER/WATERPUMP	*	1					
29	V721-113-105-00	O-RING HS90 G50	*	1					
30	6904-110-840-00	STUD/M8X40	*	2					

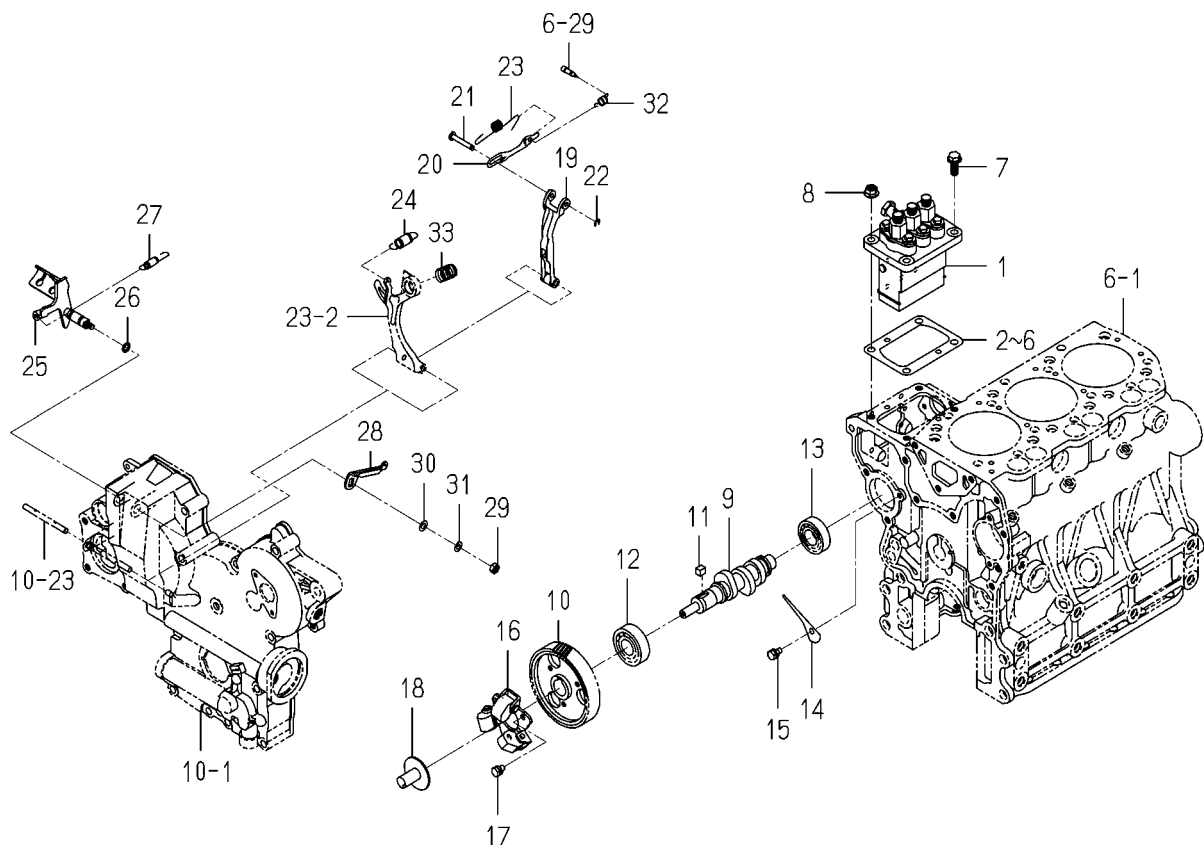
FIG. 19 COOLING FAN



6005-480Z-0100

[illegible]

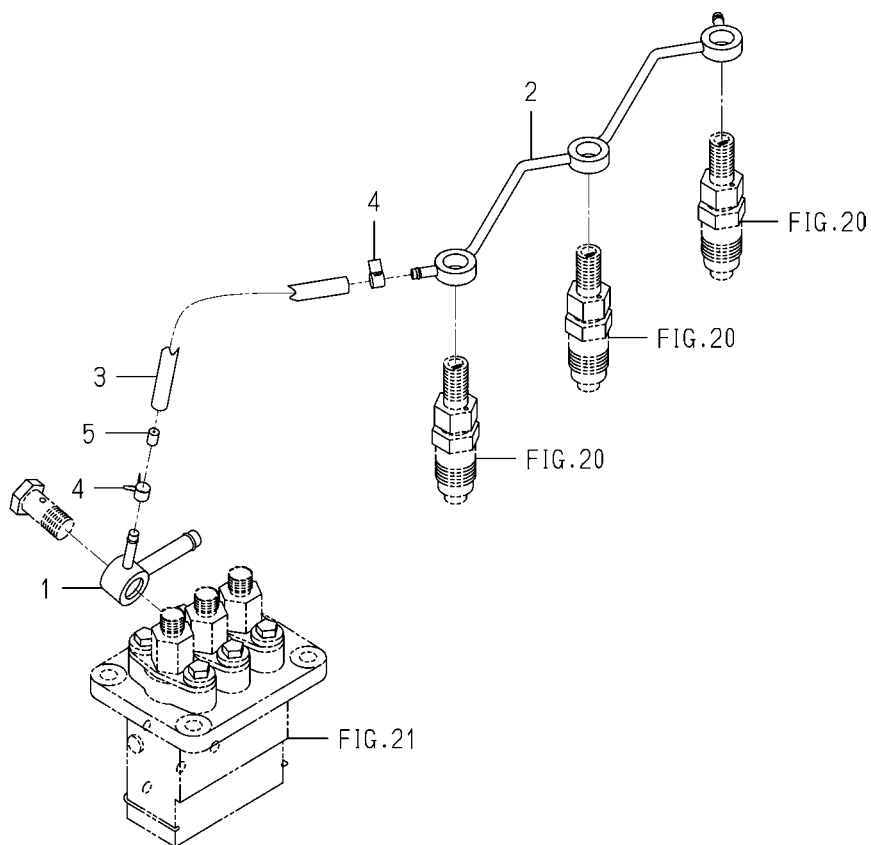
FIG. 21 INJECTION PUMP



6005-511D-0100

KEY	PART CODE	DESCRIPTION	S P C	TYPE OF MODEL		I T C	C O L	G R P	REMARKS
				E3CD VTB11					
1	6215-600-078-10	INJECTIONPUMP ASSY	*	1					FIG 028
2	6219-752-006-00	SHIM/INJECTION P/0.3	*	1					
3	6219-752-007-00	SHIM/INJECTION P/0.1	*	1					
4	6219-752-008-00	SHIM/INJECTION P/0.2	*	1					
5	6219-752-009-00	SHIM/INJECTION P/0.4	*	1					
6	6219-752-010-00	SHIM/INJECTION P/0.5	*	1					
7	V231-360-802-00	FLANGEBOLT	*	2					
8	3817-401-001-00	NUT/M08	*	2					
9	6215-621-018-10	CAMSHAFT/INJPUMP	*	1					
10	6212-524-012-30	GEAR/INJECTIONPUMP	*	1					
11	6209-730-005-00	KEY/07X05X09	*	1					
12	V600-110-620-30	BEARING,RB/6203	*	1					
13	6209-800-010-00	BEARING	*	1					
14	6212-535-009-00	PLATE/THRUST/INJPUMP	*	1					
15	6901-910-612-00	BOLT,SEMS/M6X12	*	1					
16	6215-520-007-10	FLYWEIGHT ASSY	*	1					
17	6209-030-043-00	BOLT/M6X10	*	3					
18	6215-526-004-00	THRUSTPIECE	*	1					
19	6215-541-001-10	ARM/FLOATING COMP	*	1					
20	6215-543-002-10	RINK/CONTROL	*	1					
21	6215-542-006-00	PIN,CONTROL	*	1					
22	V710-140-004-00	RING,SNAP/ 4 E	*	1					
23	6215-549-031-10	SPRING/SETTING	*	1					
24	6215-531-019-00	SPRING/GOVERNOR	*	1					
25	6215-541-024-30	LEVER/CONTROL COMP	*	1					
26	V720-101-900-80	O-RING/P 8	*	1					
27	6209-580-002-10	SPRING,RETURN	*	1					
28	6215-549-007-10	ARM/CONTROL	*	1					
29	6909-110-406-00	NUT	*	1					
30	V411-260-006-00	WASHER / M6	*	1					

FIG. 22 FUEL PIPE



6005-550F-0100

[illegible]


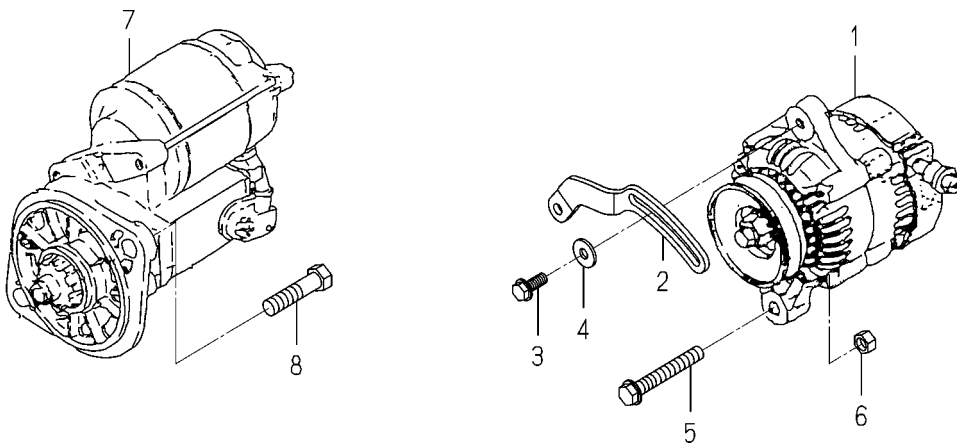
[illegible]

FIG. 24 ELECTRIC(1)

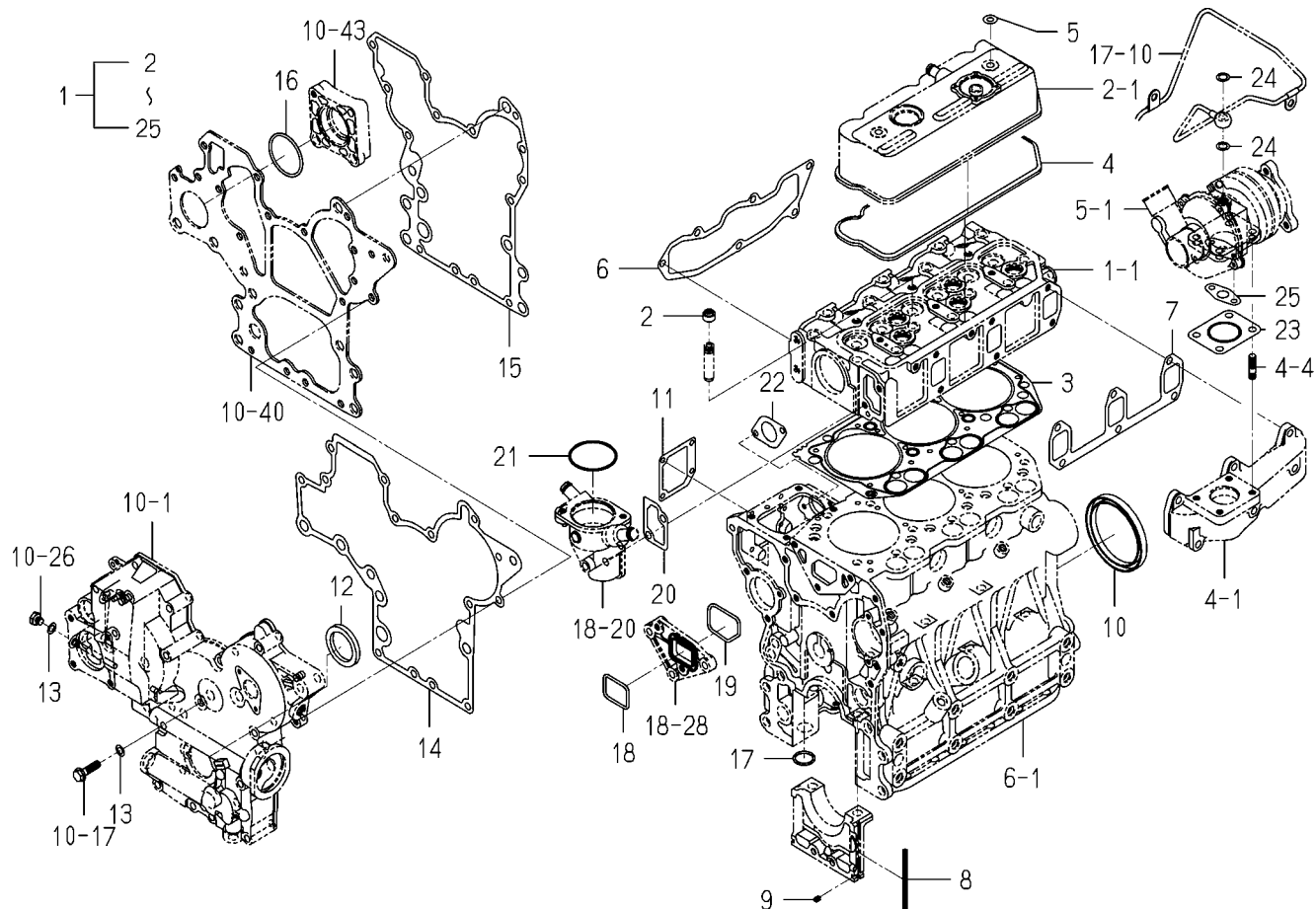


6005-801W-0100,6005-801W-0200

[illegible]

[illegible]

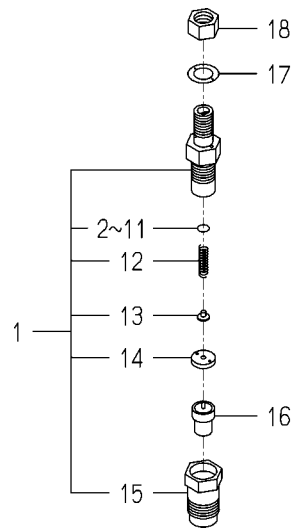
FIG. 26 REPAIR PARTS



6005-999L-0100

[illegible]

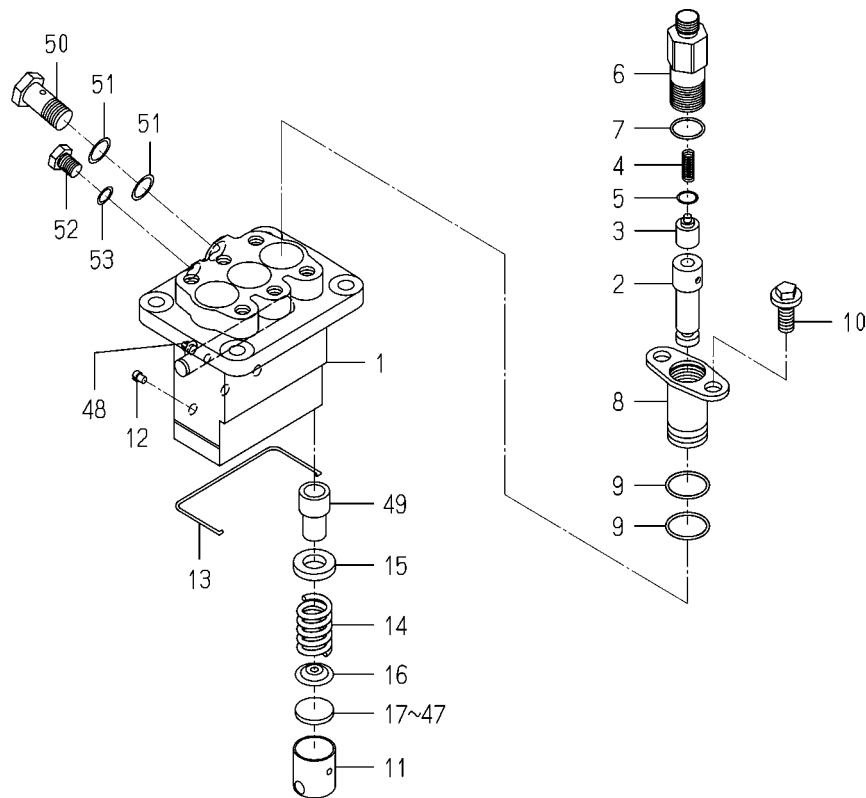
**FIG. 27 COMPONENT PARTS
FOR 6215-300-037-00 ON Fig.20**



6215-300-037-0E

[illegible]

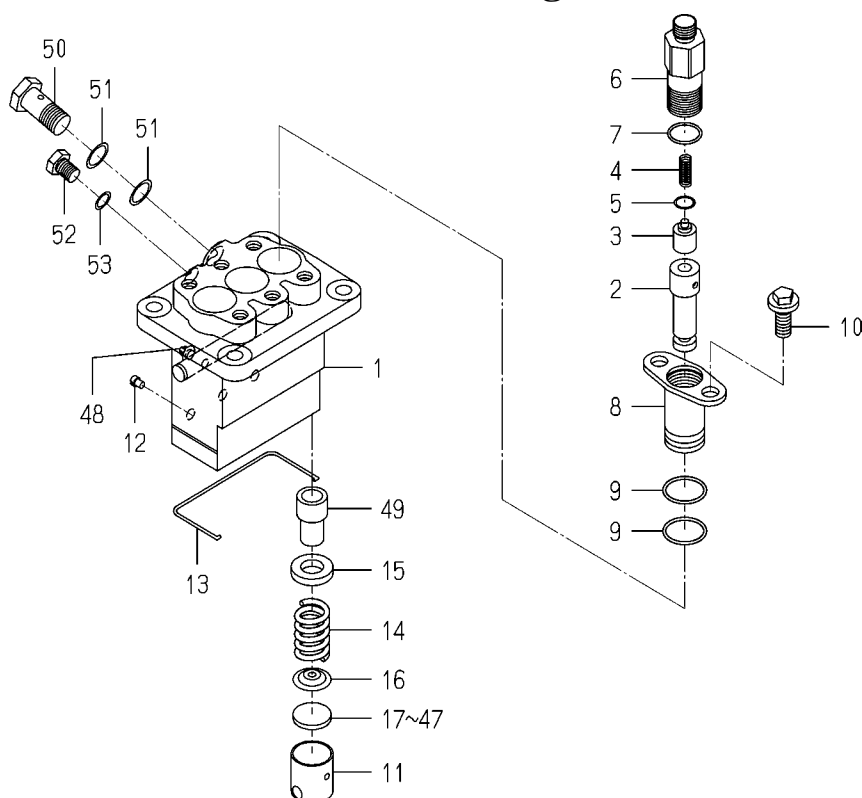
**FIG. 28 COMPONENT PARTS
FOR 6215-600-078-10 ON Fig.21**



6215-600-078-1G

KEY	PART CODE	DESCRIPTION	S P C	TYPE OF MODEL		I T C	C O L	G R P	REMARKS
				E3CD VTB11					
1	6215-611-015-00	HOUSING/PUMP	*	1					
2	6215-631-008-00	PLUNGER ASSY	*	3					
3	6215-641-002-00	VALVE,DELIVERY	*	3					
4	6215-643-005-00	SPRING/DELIVERYVALVE	*	3					
5	6215-649-008-00	GASKET	*	3					
6	6215-644-009-00	HOLDER/DELIVERYVALVE	*	3					
7	6215-649-014-00	ORING	*	3					
8	6215-635-004-00	SLEEVEFLANGE	*	3					
9	6215-649-013-00	ORING	*	6					
10	6215-649-011-00	BOLT	*	6					
11	6215-622-003-00	TAPPET	*	3					
12	6215-629-017-00	PIN	*	3					
13	6215-629-035-00	SNAPRING	*	1					
14	6215-634-003-00	SPRING/PLUNGER	*	3					
15	6215-639-008-00	SPRINGSEAT	*	3					
16	6215-639-009-00	SPRINGSEAT	*	3					
17	6215-629-060-00	PLATE/T=2.60	*	1					
18	6215-629-061-00	PLATE/T=2.65	*	1					
19	6215-629-062-00	PLATE/T=2.70	*	1					
20	6215-629-063-00	PLATE/T=2.75	*	1					
21	6215-629-064-00	PLATE/T=2.80	*	1					
22	6215-629-065-00	PLATE/T=2.85	*	1					
23	6215-629-066-00	PLATE/T=2.90	*	1					
24	6215-629-067-00	PLATE/T=2.95	*	1					
25	6215-629-036-00	PLATE/T=3.00	*	1					
26	6215-629-037-00	PLATE/T=3.05	*	1					
27	6215-629-038-00	PLATE/T=3.10	*	1					
28	6215-629-039-00	PLATE/T=3.15	*	1					
29	6215-629-040-00	PLATE/T=3.20	*	1					
30	6215-629-041-00	PLATE/T=3.25	*	1					

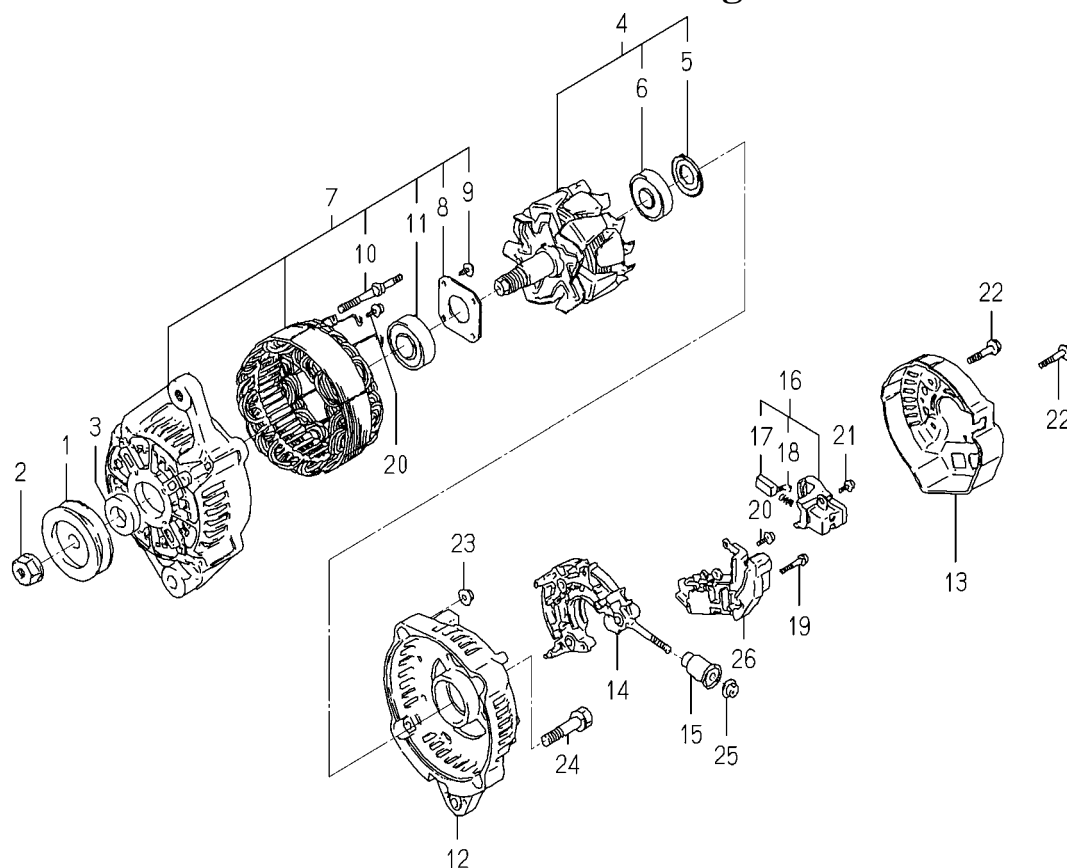
**FIG. 28 COMPONENT PARTS
FOR 6215-600-078-10 ON Fig.21**



6215-600-078-1G

[illegible]

**FIG. 30 COMPONENT PARTS
FOR 6281-200-021-00 ON Fig.24**



6281-200-021-0A


[illegible]

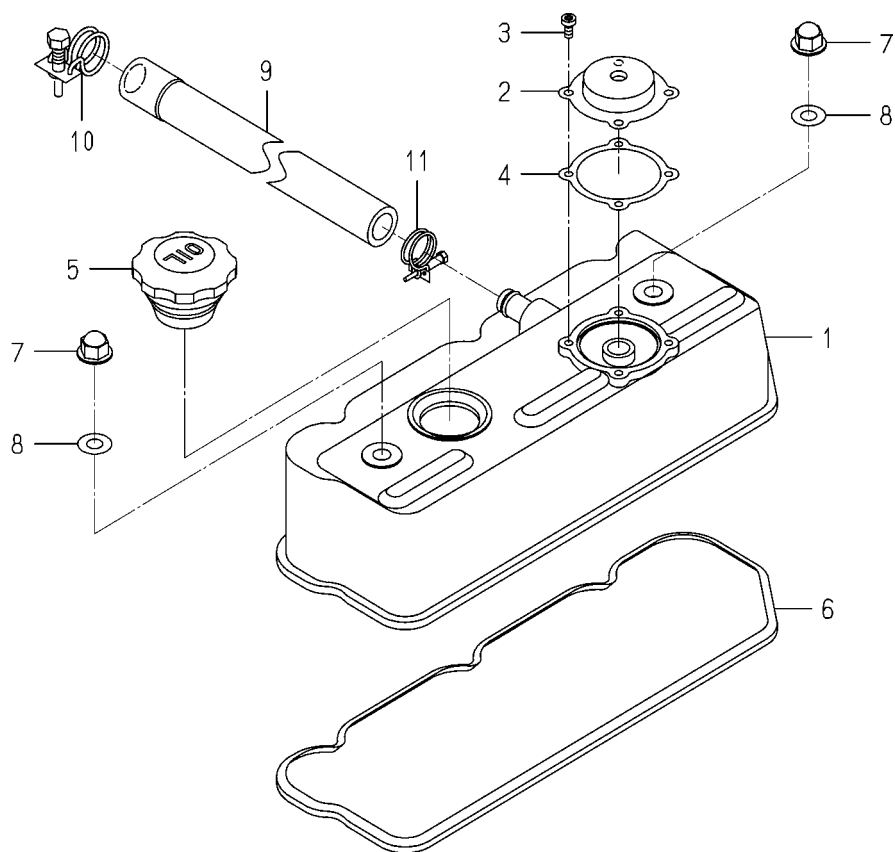
ENGINE


E3CDVTB09...TG5390E4(EXCEPT Q TYPE)

ENGINE

FIG. 1 CYLINDER HEAD

[illegible]

[illegible]

[illegible]

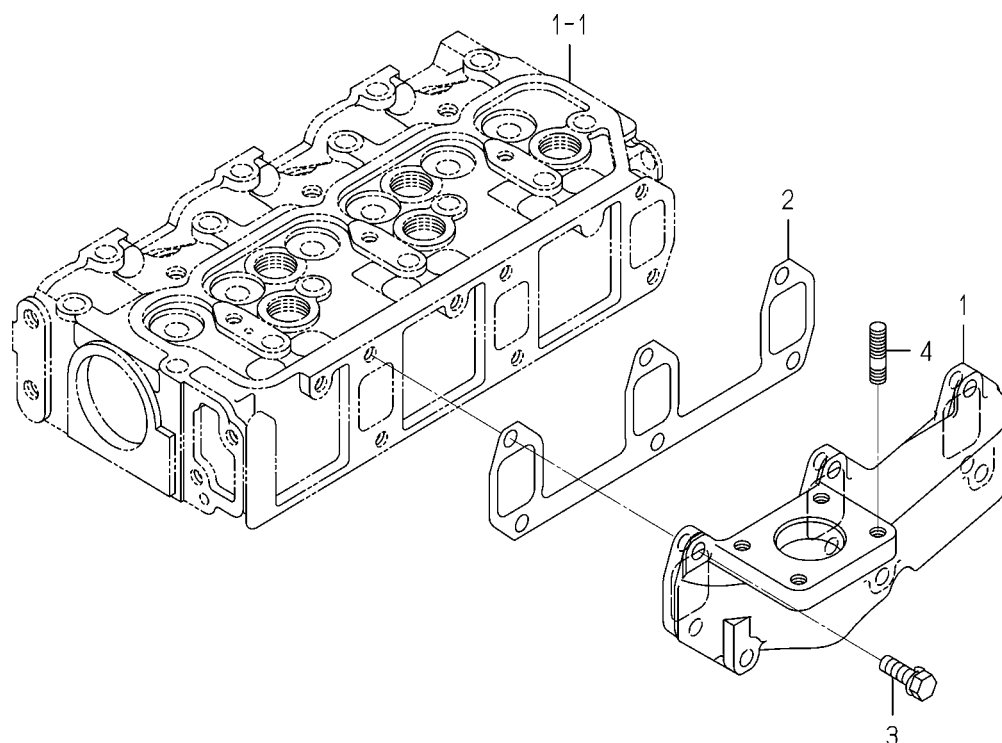
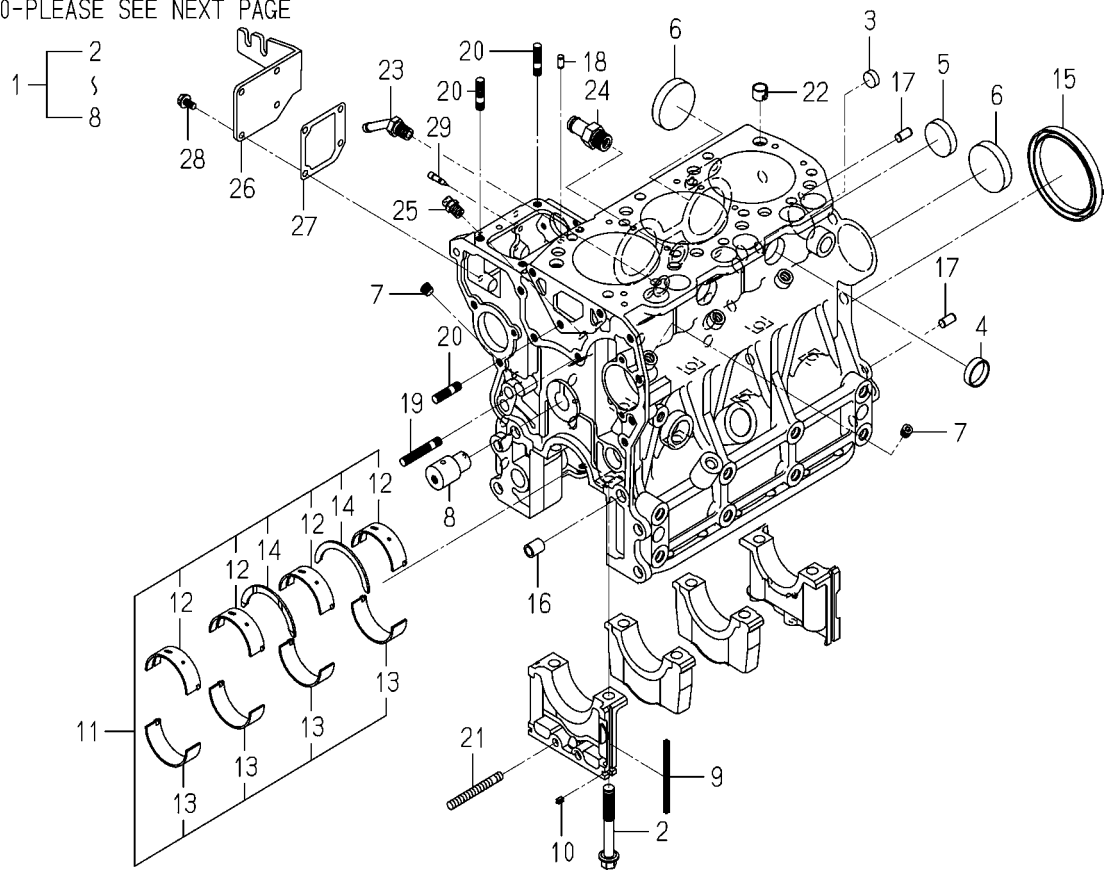
[illegible]

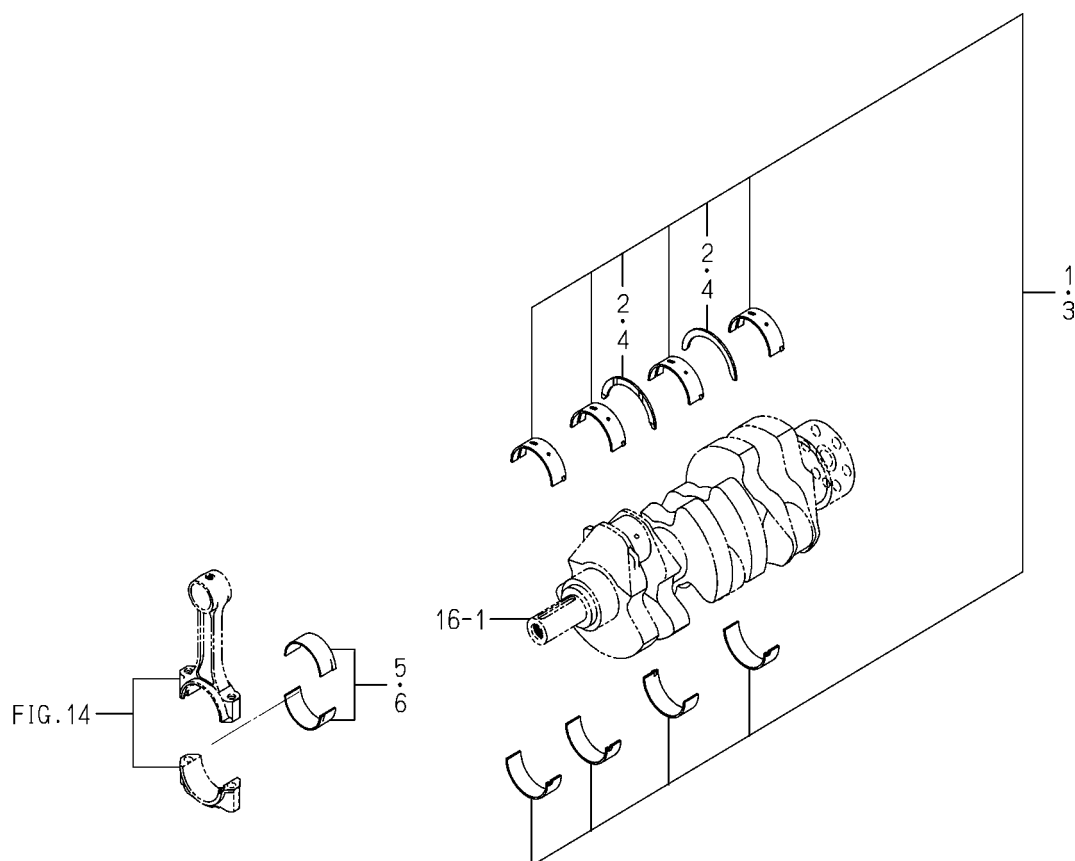
FIG. 6 CYLINDER BLOCK(1/2)

30-PLEASE SEE NEXT PAGE



6005-202S-0100

KEY	PART CODE	DESCRIPTION	S P C	TYPE OF MODEL		I T C	C O L	G R P	REMARKS
				E3CD	VTB09				
1	6211-210-084-00	CYLINDERBLOCK ASSY	*	1					
2	6209-000-006-00	BOLT	*	8					
3	6209-610-007-00	CUP/SEALING/16	*	2					
4	6209-610-001-10	CUP/SEALING/28	*	2					
5	6209-610-009-00	CUP/SEALING/36	*	1					
6	6209-610-003-00	CUP/SEALING/50	*	3					
7	6509-605-019-10	PLUG	*	8					
8	6212-531-008-20	PIN/IDLEGEAR	*	1					
9	6211-258-001-00	SEAL,BEARING CAP	*	4					
10	6211-258-002-00	SEAL,BEARING CAP/7	*	2					
11	6211-510-008-00	BEARING/CRANK SET	*	1					
12	6211-511-007-00	BEARING/CRANK/UPPER	*	4					
13	6211-511-008-00	BEARING/CRANK/LOWER	*	4					
14	6211-599-004-00	BEARING/THRUST/CRANK	*	2					
15	6209-625-003-20	OILSEAL	*	1					
16	6209-749-001-20	PIN/TUBE	*	2					
17	6213-129-006-00	PIN/STRAIGHT	*	2					
18	6209-740-005-00	PIN	*	2					
19	6904-110-840-00	STUD/M8X40	*	1					
20	6904-110-822-00	STUD	*	3					
21	V251-340-806-00	BOLT/STUD	*	1					
22	6294-453-002-00	DOWEL	*	2					
23	6213-721-007-00	PIPE/WATERDRAIN	*	1					
24	6213-721-005-00	PIPE/WATER/HOUSING	*	1					
25	6909-902-299-00	NIPPLE	*	1					
26	6211-291-015-20	COVER/INJECTIONPUMP	*	1					
27	6211-292-001-20	GASKET/COVER	*	1					
28	V230-360-601-20	FLANGE BOLT	*	4					
29	6215-549-013-00	PIN	*	1					
30	6211-760-046-00	LEVELGAGE	*	1					

[illegible]


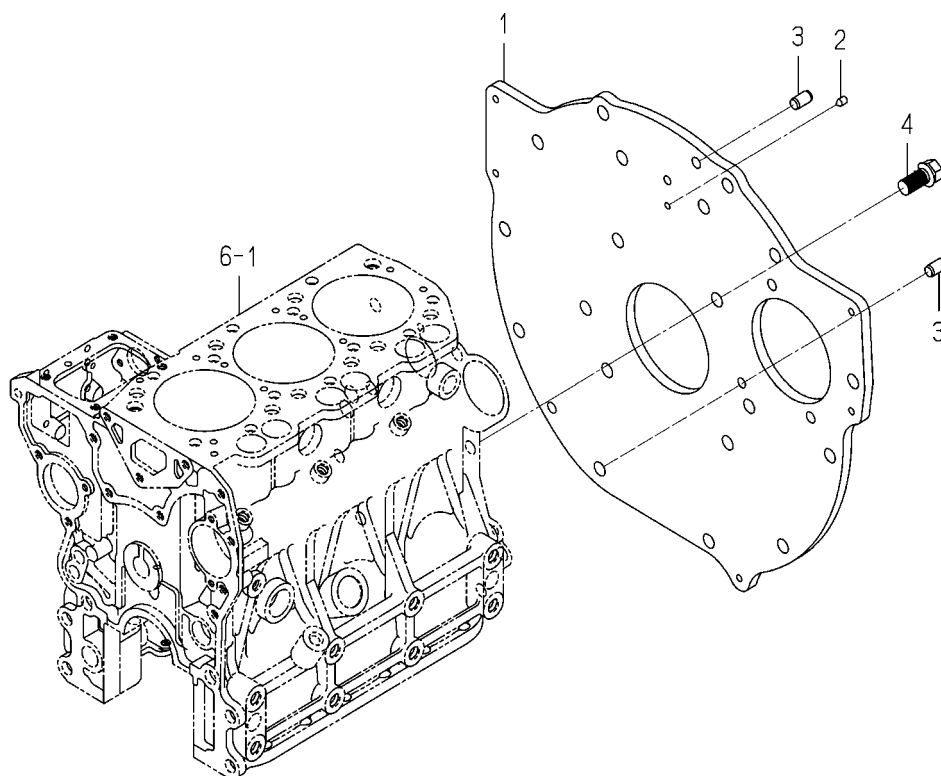


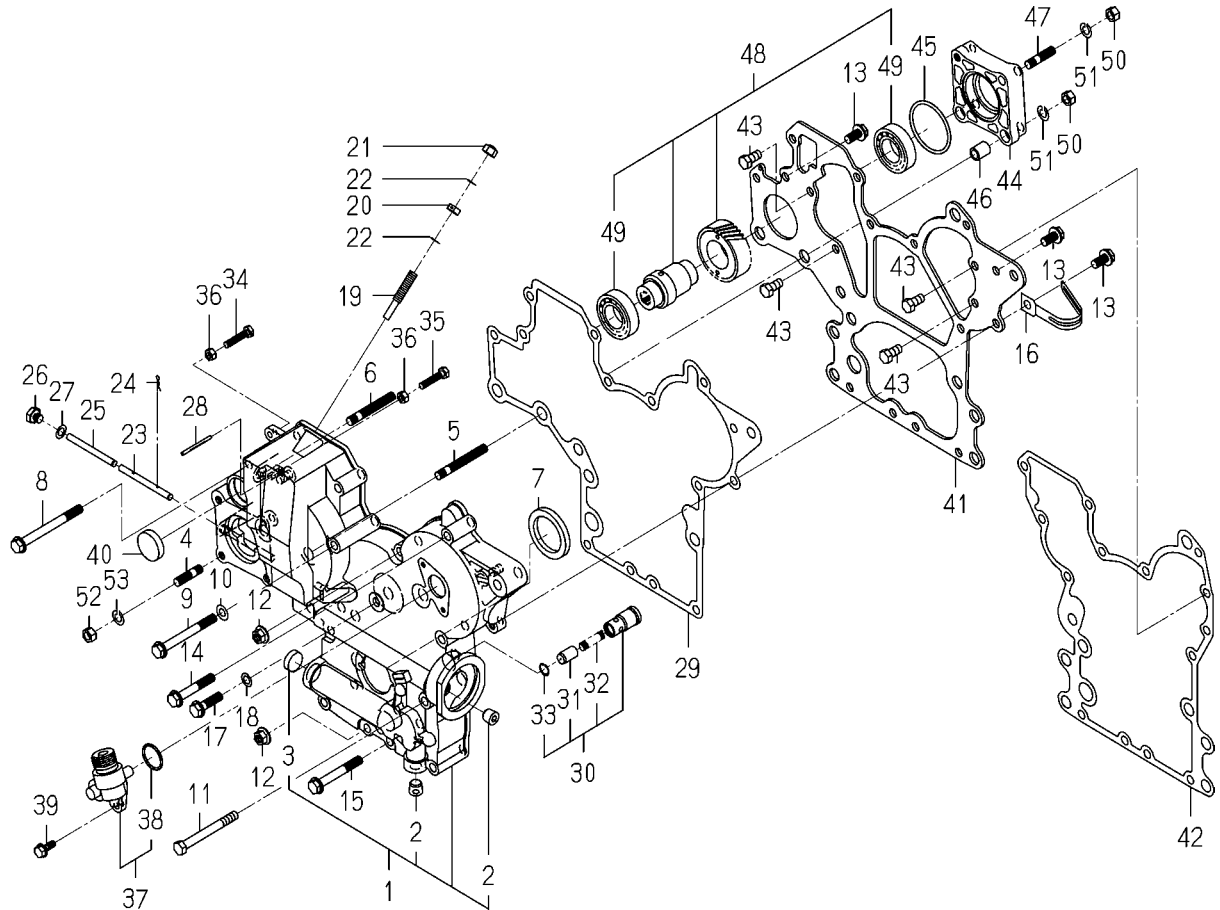
FIG. 9 REAR OLATE



6005-220N-0100

[illegible]

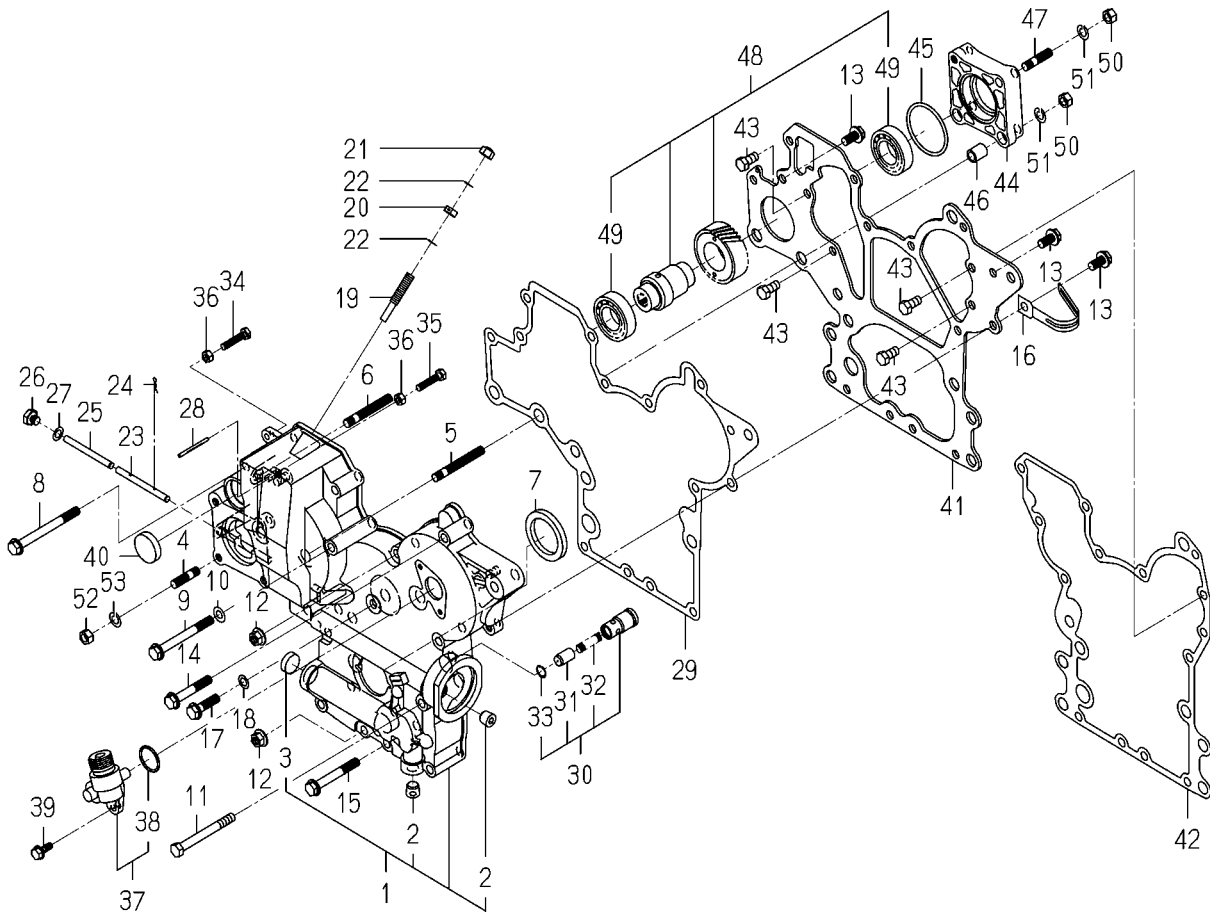
FIG. 10 TIMING GEAR CASE



6005-240Z-0100,6005-240Z-0200

KEY	PART CODE	DESCRIPTION	S P C	TYPE OF MODEL		I T C	C O L	G R P	REMARKS
				E3CD	VTB09				
1	6211-310-009-60	GEARCASE ASSY	*	1					
2	6209-605-003-00	PLUG/PT1/4	*	2					
3	6209-610-004-00	CUP/SEALING/20	*	1					
4	6904-110-822-00	STUD	*	4					
5	6904-110-855-00	STUD	*	2					
6	6904-110-850-00	STUD	*	1					
7	6209-625-002-00	SEAL,OIL	*	1					
8	V231-360-808-50	FLANGEBOLT	*	1					
9	V231-360-807-50	FLANGEBOLT	*	1					
10	6209-500-006-00	WASHER/08X16X1.2	*	1					
11	V201-360-807-50	BOLT	*	1					
12	3817-401-001-00	NUT/M08	*	2					
13	V231-360-801-60	FLANGEBOLT	*	3					
14	V231-360-805-00	FLANGEBOLT	*	3					
15	V231-360-806-00	FLANGEBOLT	*	4					
16	1650-650-015-00	CLAMP	*	1					
17	V231-360-803-00	FLANGEBOLT	*	1					
18	6209-500-003-00	WASHER/08X14X01	*	1					
19	6215-546-003-10	STOPPER/FULLLOAD	*	1					
20	6209-409-001-00	NUT/M8	*	1					
21	V341-120-008-00	NUT,CAP/M 8	*	1					
22	6209-920-002-00	PACKING	*	2					
23	6215-542-004-20	PIN/ARM	*	1					
24	P117-303-003-00	PIN/SNAP	*	2					
25	6215-542-005-10	PIN	*	1					
26	6209-600-004-00	PLUG/SCREW	*	1					
27	6209-500-003-00	WASHER/08X14X01	*	1					
28	6209-740-001-00	PIN,GROOVE	*	1					
29	6211-312-005-10	GASKET/GEARCASE	*	1					
30	6213-160-003-10	VALVE/RELIEF ASSY	*	1					

FIG. 10 TIMING GEAR CASE

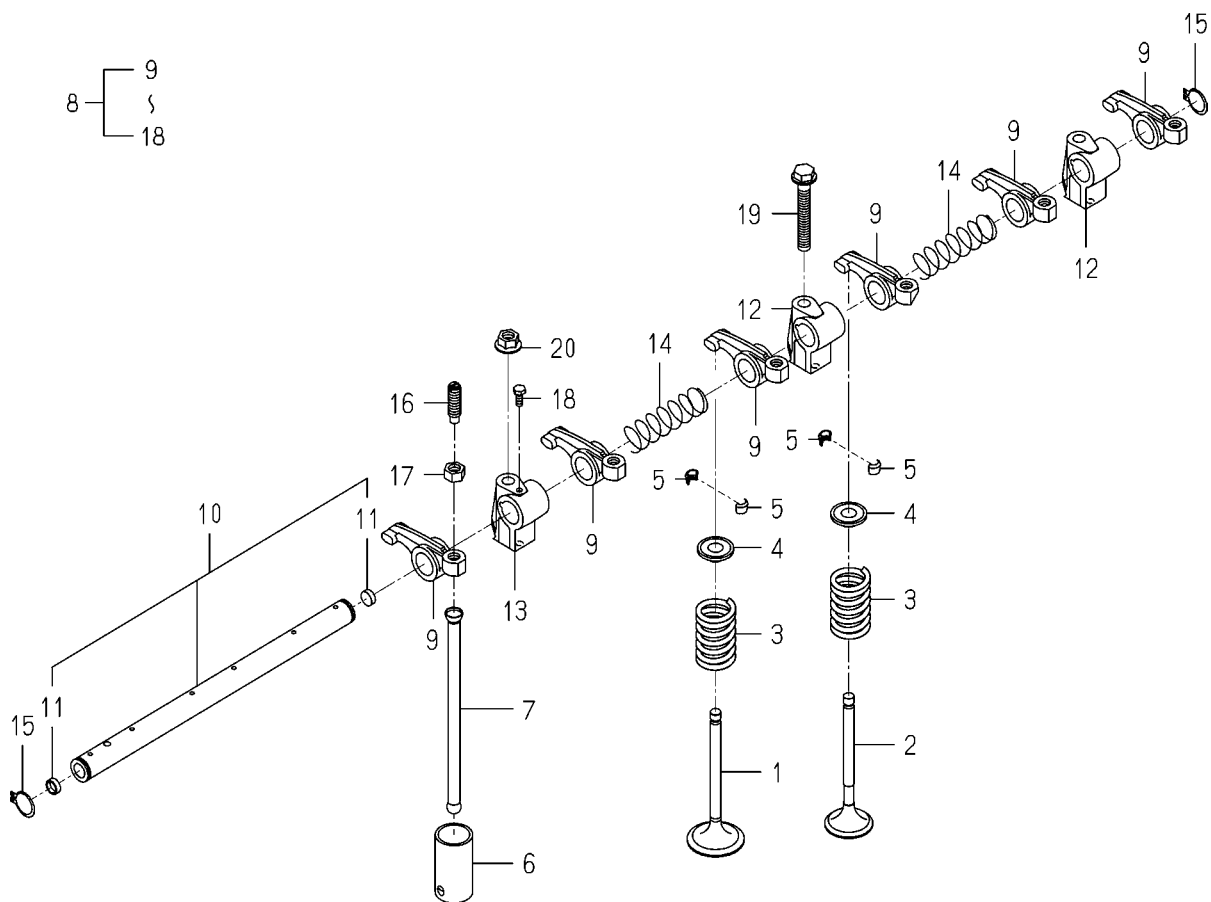


6005-240Z-0100, 6005-240Z-0200

[illegible]



FIG. 12 VALVE



6005-301D-0100

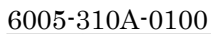
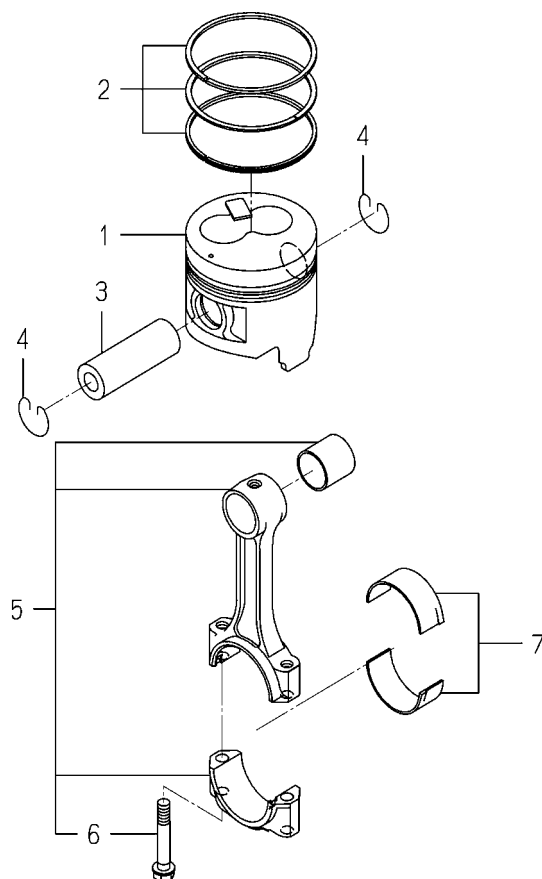
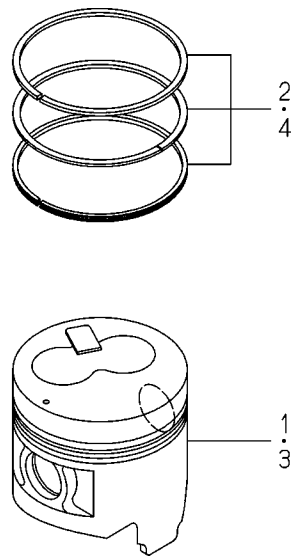
[illegible]

FIG. 14 PISTON

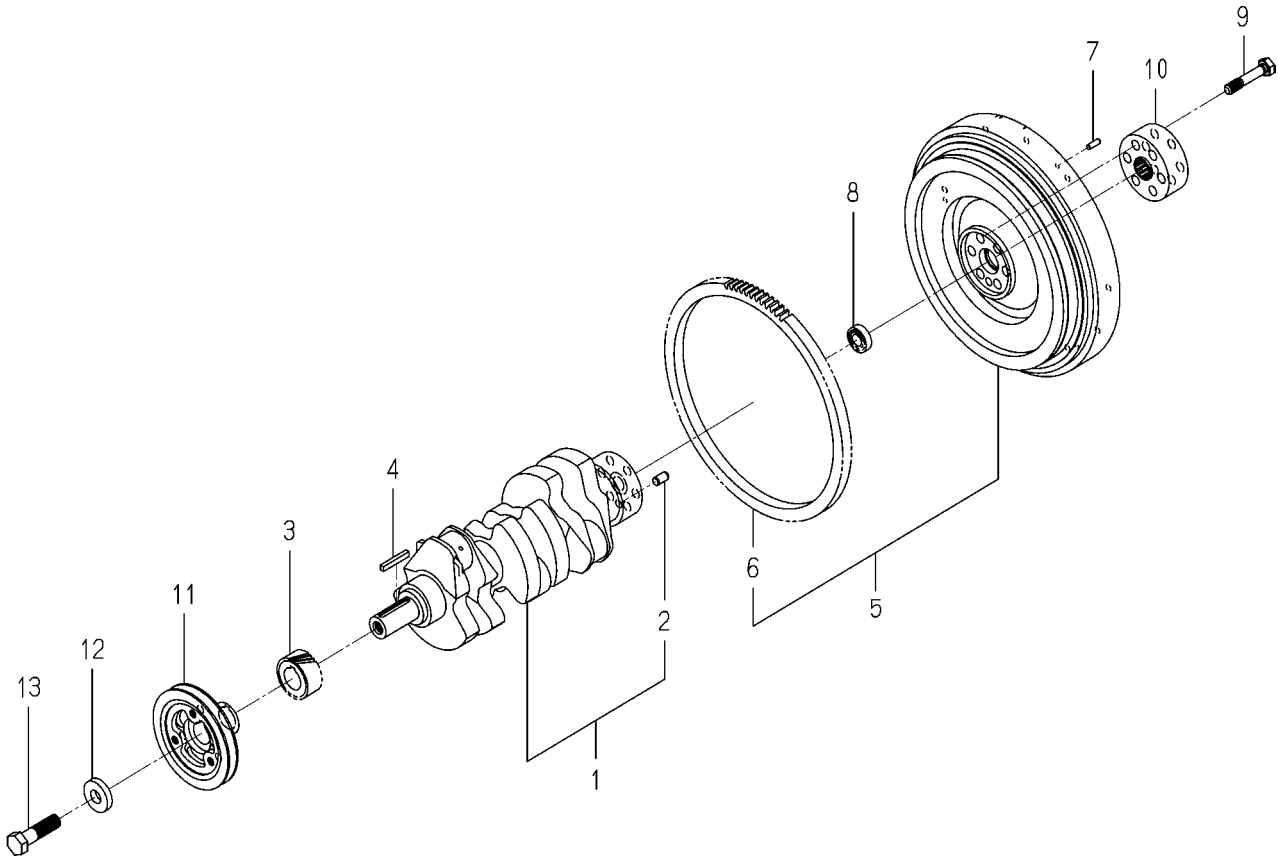


6005-340Q-0100



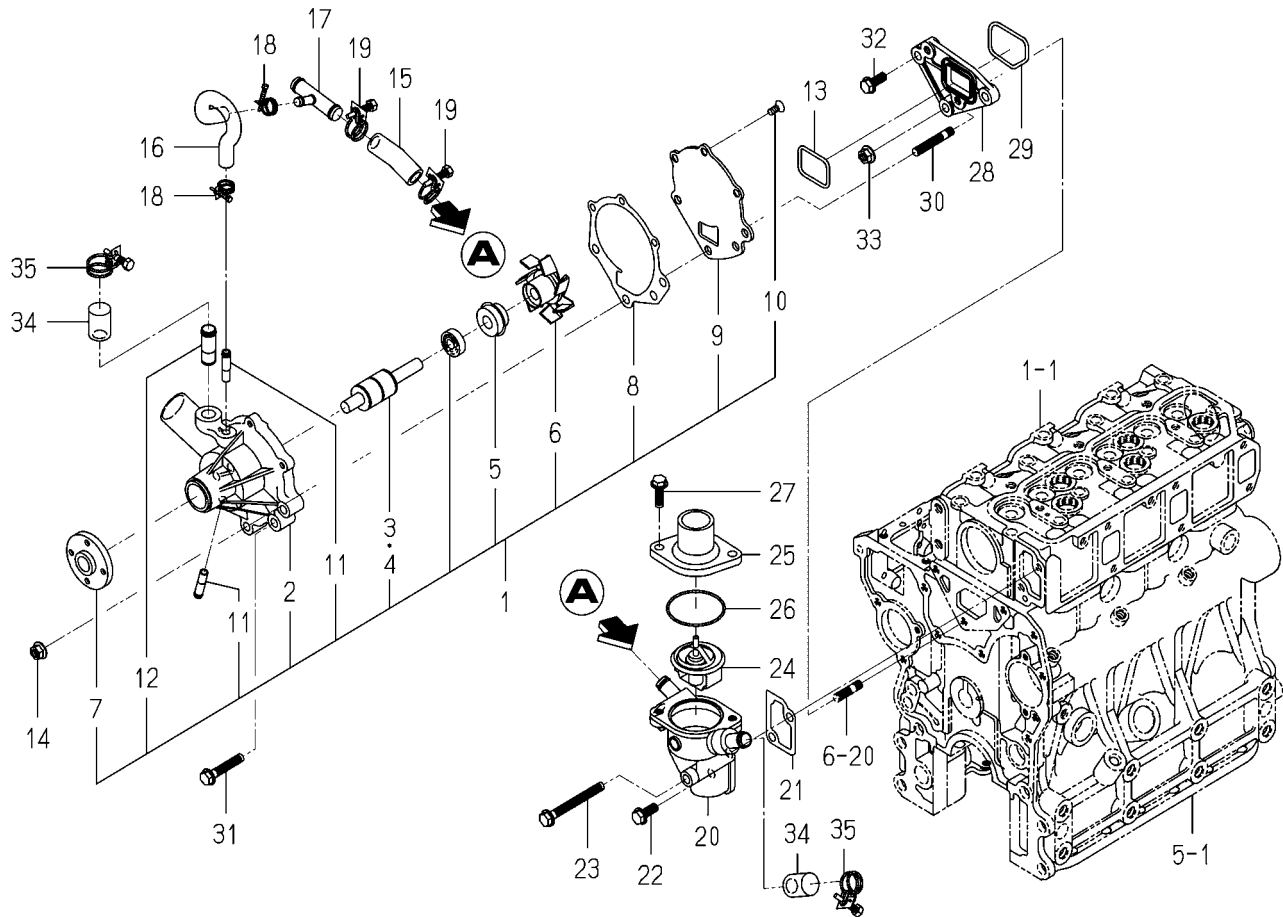
6005-349Q-0100

FIG. 16 CRANK SHAFT



6005-351D-0100

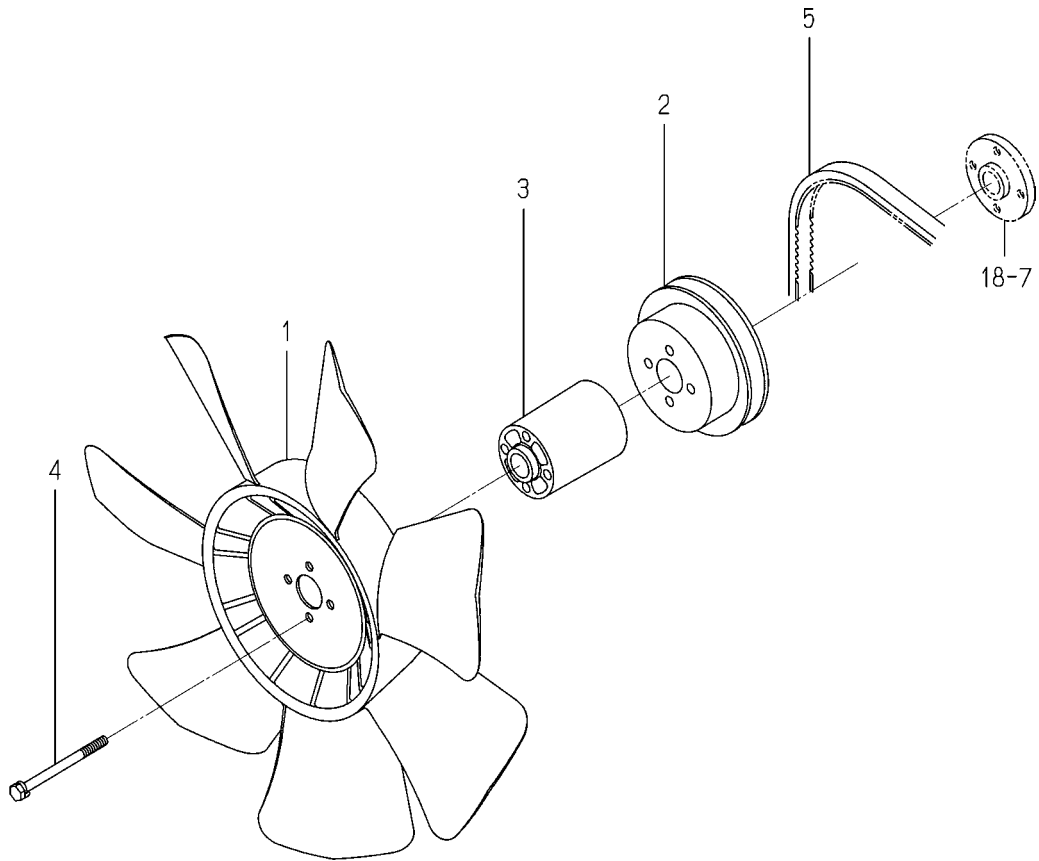
[illegible]

FIG. 18 WATER PUMP

6005-420G-0100

KEY	PART CODE	DESCRIPTION	S P C	TYPE OF MODEL		I T C	C O L	G R P	REMARKS
				E3CD VTB09					
1	6213-610-011-10	WATERPUMP ASSY	*	1					
2	6213-611-006-00	BODY/WATERPUMP	*	1					
3	6213-631-002-00	BEARING/WATER PUMP	*	1					
4	6213-631-005-00	BEARING/WATERPUMP	*	1					
5	6213-622-002-10	SEAL SET/WATER PUMP	*	1					
6	6213-621-003-00	ROTOR/WATERPUMP	*	1					
7	6213-642-002-00	SEAL/WATER PUMPPULLE	*	1					
8	6213-613-002-10	GASKET	*	1					
9	6213-612-004-00	PLATE/WATER PUMP	*	1					
10	6213-619-003-00	SCREW/WATER PUMP	*	3					
11	6213-619-002-00	PIPE/WATER PUMP	*	2					
12	6213-619-009-00	PIPE/WATERPUMP	*	1					
13	V721-103-104-00	O-RING/G40	*	1					
14	3817-401-001-00	NUT/M08	*	2					
15	6213-729-004-10	HOSE/RUBBER	*	1					
16	6213-729-013-10	HOSE/RUBBER	*	1					
17	6213-719-002-00	JOINT	*	1					
18	J061-210-015-00	CLAMP/WIRE/10-15	*	2					
19	J061-216-020-00	CLAMP/WIRE/16-20	*	2					
20	6213-716-003-10	HOUSING/THERMOSTAT	*	1					
21	6213-743-002-10	GASKET/HOUSING	*	1					
22	V231-360-802-00	FLANGEBOLT	*	1					
23	V231-360-807-50	FLANGEBOLT	*	1					
24	6513-770-022-10	THERMOSTAT	*	1					
25	6213-711-003-20	PIPE,WATER OUTLET	*	1					
26	V723-102-005-50	O-RING	*	1					
27	V231-360-802-50	FLANGEBOLT	*	2					
28	6213-619-006-00	SPACER/WATERPUMP	*	1					
29	V721-113-105-00	O-RING HS90 G50	*	1					
30	6904-110-840-00	STUD/M8X40	*	2					

FIG. 19 COOLING FAN



6005-480Z-0100

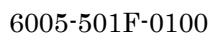
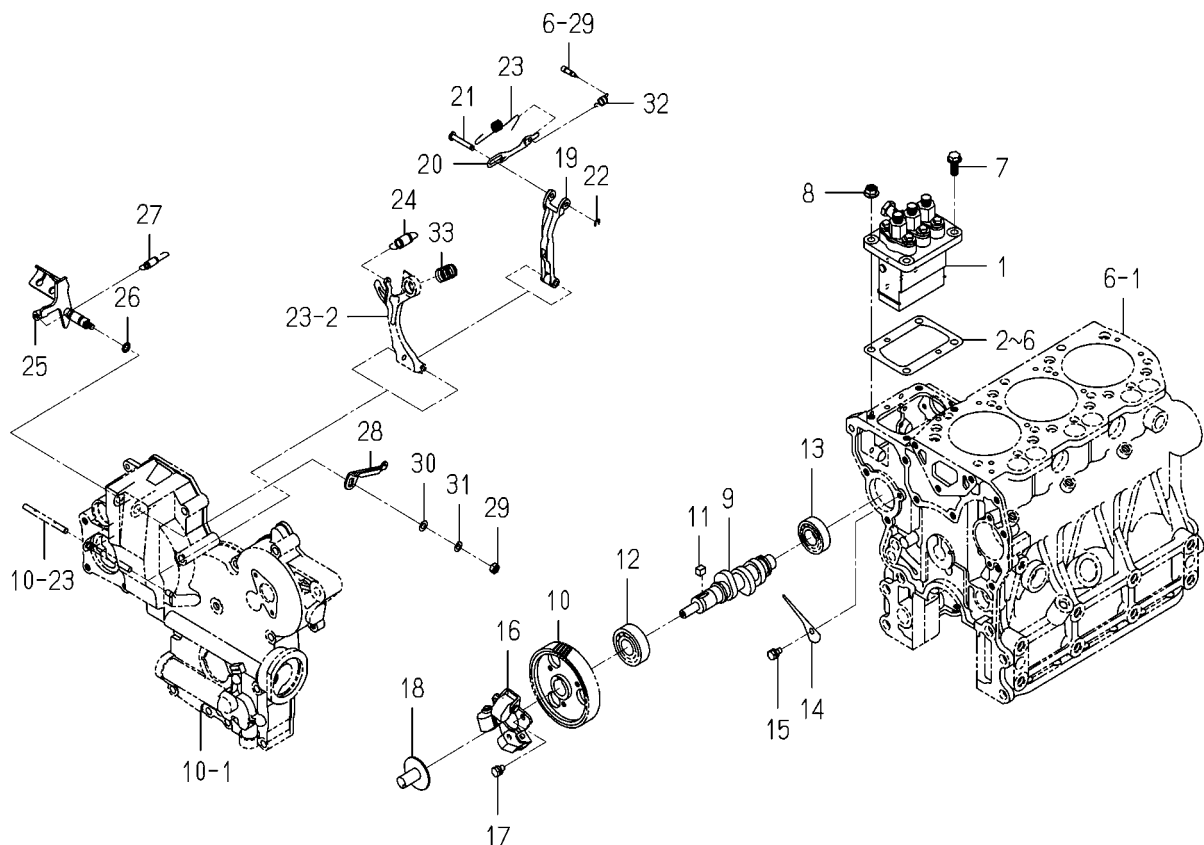


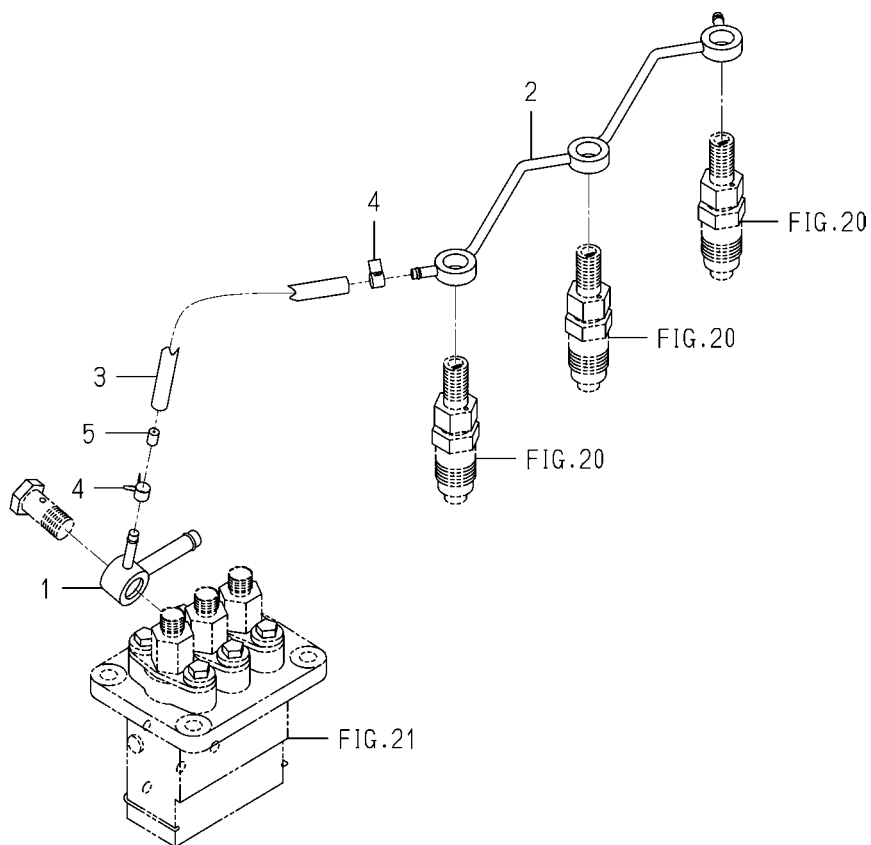
FIG. 21 INJECTION PUMP



6005-511D-0100

KEY	PART CODE	DESCRIPTION	S P C	TYPE OF MODEL		I T C	C O L	G R P	REMARKS
				E3CD	VTB09				
1	6215-600-078-10	INJECTIONPUMP ASSY	*	1					FIG 028
2	6219-752-006-00	SHIM/INJECTION P/0.3	*	1					
3	6219-752-007-00	SHIM/INJECTION P/0.1	*	1					
4	6219-752-008-00	SHIM/INJECTION P/0.2	*	1					
5	6219-752-009-00	SHIM/INJECTION P/0.4	*	1					
6	6219-752-010-00	SHIM/INJECTION P/0.5	*	1					
7	V231-360-802-00	FLANGEBOLT	*	2					
8	3817-401-001-00	NUT/M08	*	2					
9	6215-621-018-10	CAMSHAFT/INJPUMP	*	1					
10	6212-524-012-30	GEAR/INJECTIONPUMP	*	1					
11	6209-730-005-00	KEY/07X05X09	*	1					
12	V600-110-620-30	BEARING,RB/6203	*	1					
13	6209-800-010-00	BEARING	*	1					
14	6212-535-009-00	PLATE/THRUST/INJPUMP	*	1					
15	6901-910-612-00	BOLT,SEMS/M6X12	*	1					
16	6215-520-007-10	FLYWEIGHT ASSY	*	1					
17	6209-030-043-00	BOLT/M6X10	*	3					
18	6215-526-004-00	THRUSTPIECE	*	1					
19	6215-541-001-10	ARM/FLOATING COMP	*	1					
20	6215-543-002-10	RINK/CONTROL	*	1					
21	6215-542-006-00	PIN,CONTROL	*	1					
22	V710-140-004-00	RING,SNAP/ 4 E	*	1					
23	6215-549-031-10	SPRING/SETTING	*	1					
24	6215-531-019-00	SPRING/GOVERNOR	*	1					
25	6215-541-024-30	LEVER/CONTROL COMP	*	1					
26	V720-101-900-80	O-RING/P 8	*	1					
27	6209-580-002-10	SPRING,RETURN	*	1					
28	6215-549-007-10	ARM/CONTROL	*	1					
29	6909-110-406-00	NUT	*	1					
30	V411-260-006-00	WASHER / M6	*	1					

FIG. 22 FUEL PIPE



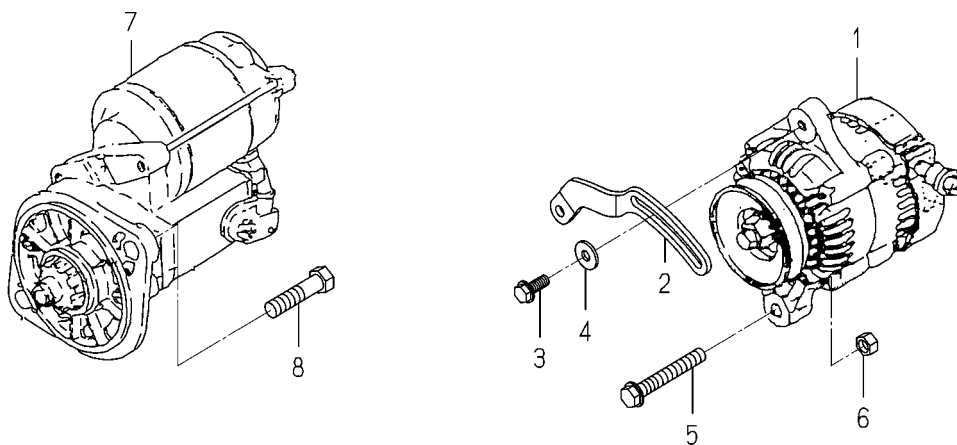
6005-550F-0100



201

[illegible]

FIG. 24 ELECTRIC(1)

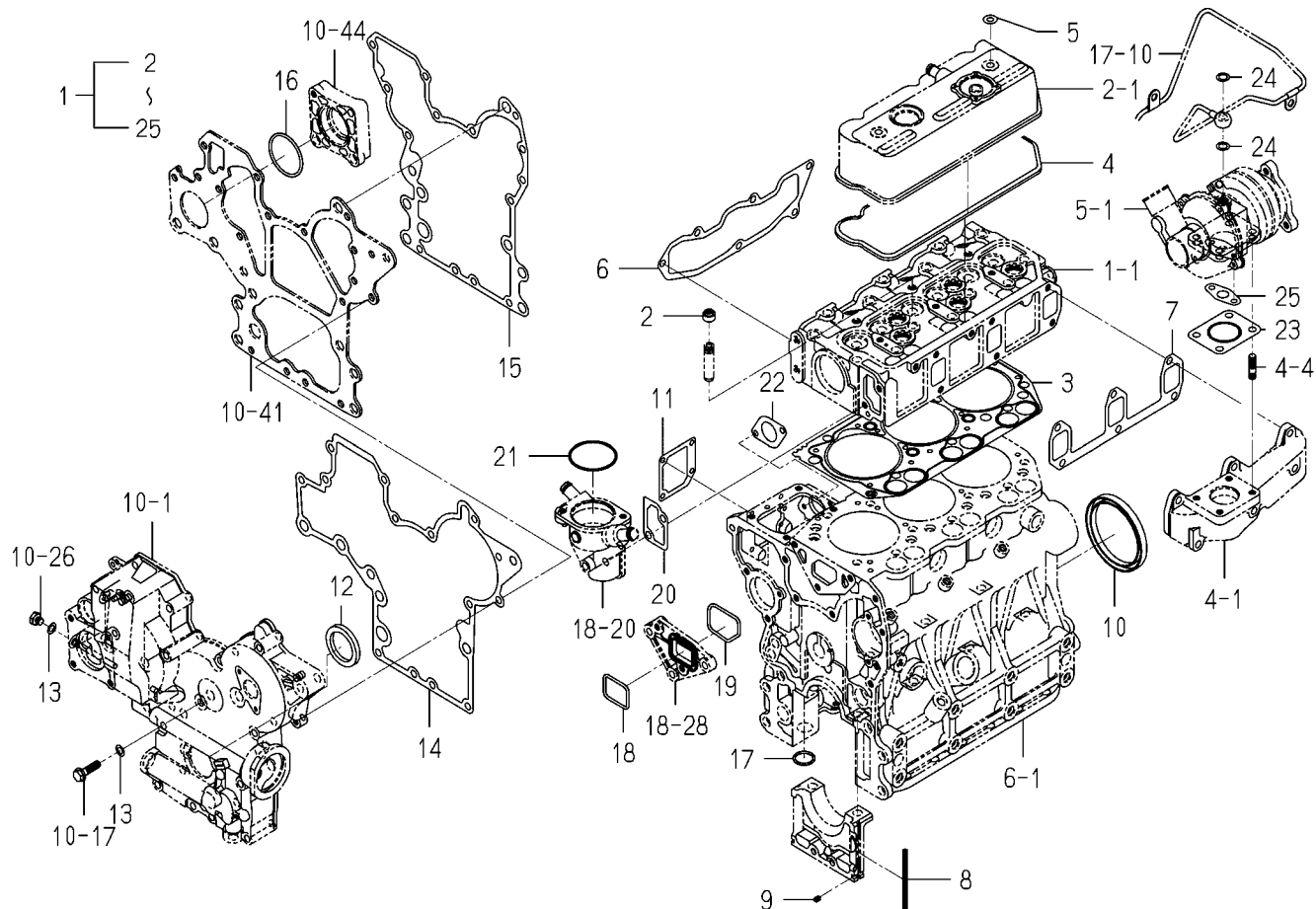


6005-801W-0100,6005-801W-0200

[illegible]

[illegible]

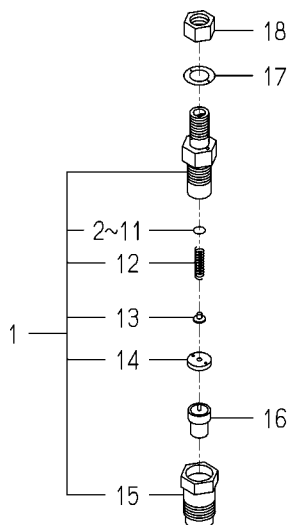
FIG. 26 REPAIR PARTS



6005-999L-0100

[illegible]

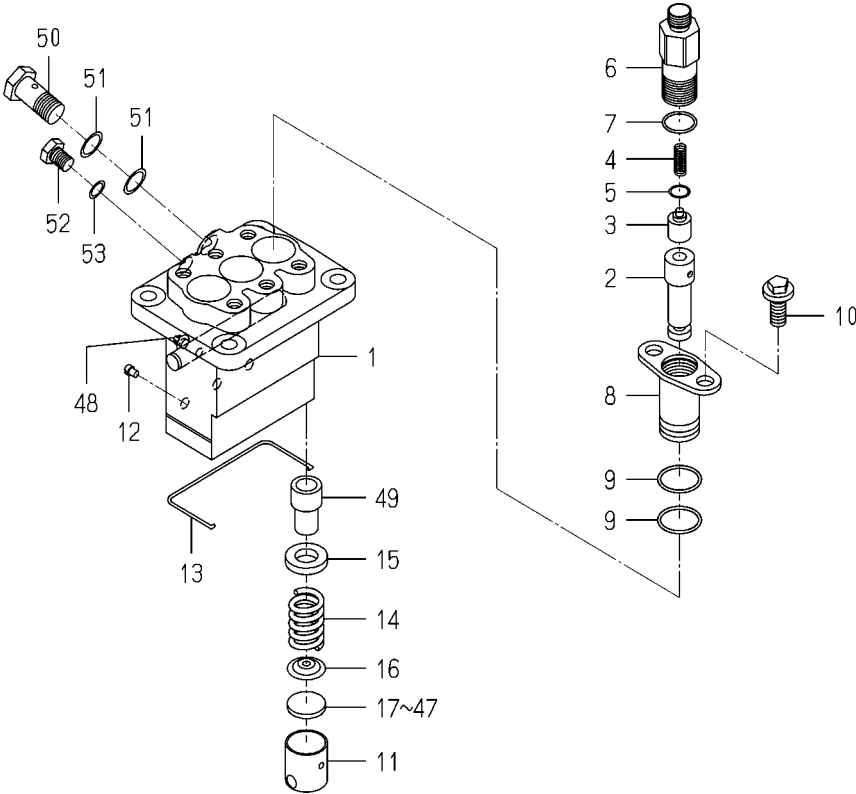
**FIG. 27 COMPONENT PARTS
FOR 6215-300-037-00 ON Fig.20**



6215-300-037-0E

[illegible]

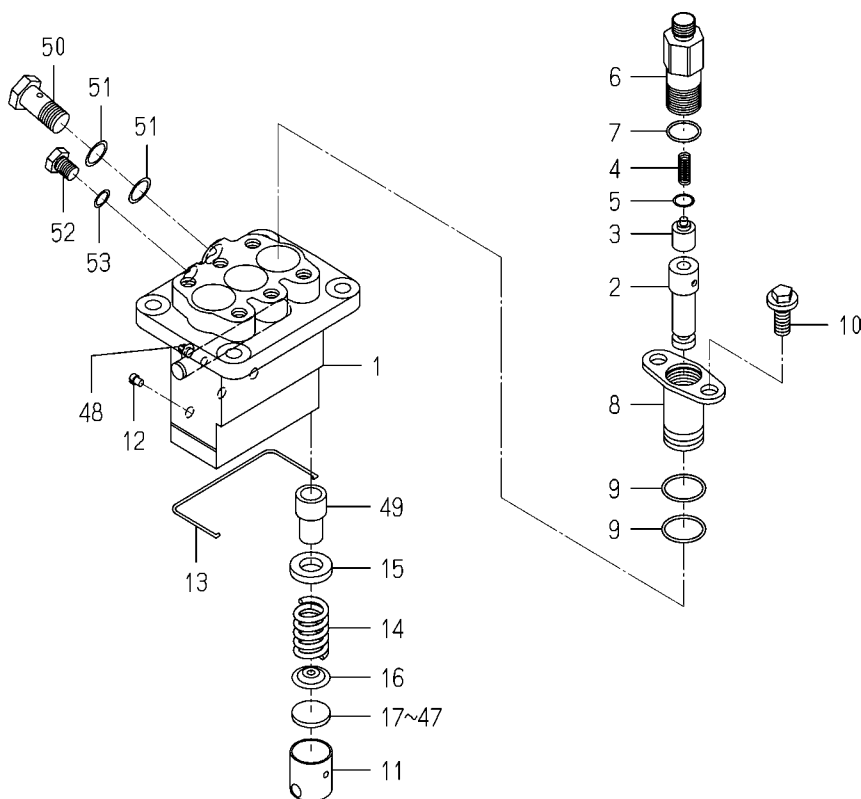
FIG. 28 COMPONENT PARTS
FOR 6215-600-078-10 ON Fig.21



6215-600-078-1G

KEY	PART CODE	DESCRIPTION	S P C	TYPE OF MODEL		I T C	C O L	G R P	REMARKS
				E3CD VTB09					
1	6215-611-015-00	HOUSING/PUMP	*	1					
2	6215-631-008-00	PLUNGER ASSY	*	3					
3	6215-641-002-00	VALVE,DELIVERY	*	3					
4	6215-643-005-00	SPRING/DELIVERYVALVE	*	3					
5	6215-649-008-00	GASKET	*	3					
6	6215-644-009-00	HOLDER/DELIVERYVALVE	*	3					
7	6215-649-014-00	ORING	*	3					
8	6215-635-004-00	SLEEVEFLANGE	*	3					
9	6215-649-013-00	ORING	*	6					
10	6215-649-011-00	BOLT	*	6					
11	6215-622-003-00	TAPPET	*	3					
12	6215-629-017-00	PIN	*	3					
13	6215-629-035-00	SNAPRING	*	1					
14	6215-634-003-00	SPRING/PLUNGER	*	3					
15	6215-639-008-00	SPRINGSEAT	*	3					
16	6215-639-009-00	SPRINGSEAT	*	3					
17	6215-629-060-00	PLATE/T=2.60	*	1					
18	6215-629-061-00	PLATE/T=2.65	*	1					
19	6215-629-062-00	PLATE/T=2.70	*	1					
20	6215-629-063-00	PLATE/T=2.75	*	1					
21	6215-629-064-00	PLATE/T=2.80	*	1					
22	6215-629-065-00	PLATE/T=2.85	*	1					
23	6215-629-066-00	PLATE/T=2.90	*	1					
24	6215-629-067-00	PLATE/T=2.95	*	1					
25	6215-629-036-00	PLATE/T=3.00	*	1					
26	6215-629-037-00	PLATE/T=3.05	*	1					
27	6215-629-038-00	PLATE/T=3.10	*	1					
28	6215-629-039-00	PLATE/T=3.15	*	1					
29	6215-629-040-00	PLATE/T=3.20	*	1					
30	6215-629-041-00	PLATE/T=3.25	*	1					

**FIG. 28 COMPONENT PARTS
FOR 6215-600-078-10 ON Fig.21**




6215-600-078-1G

[illegible]

ENGINE

E3CDVTB10...TG5390E6

ENGINE

[illegible]


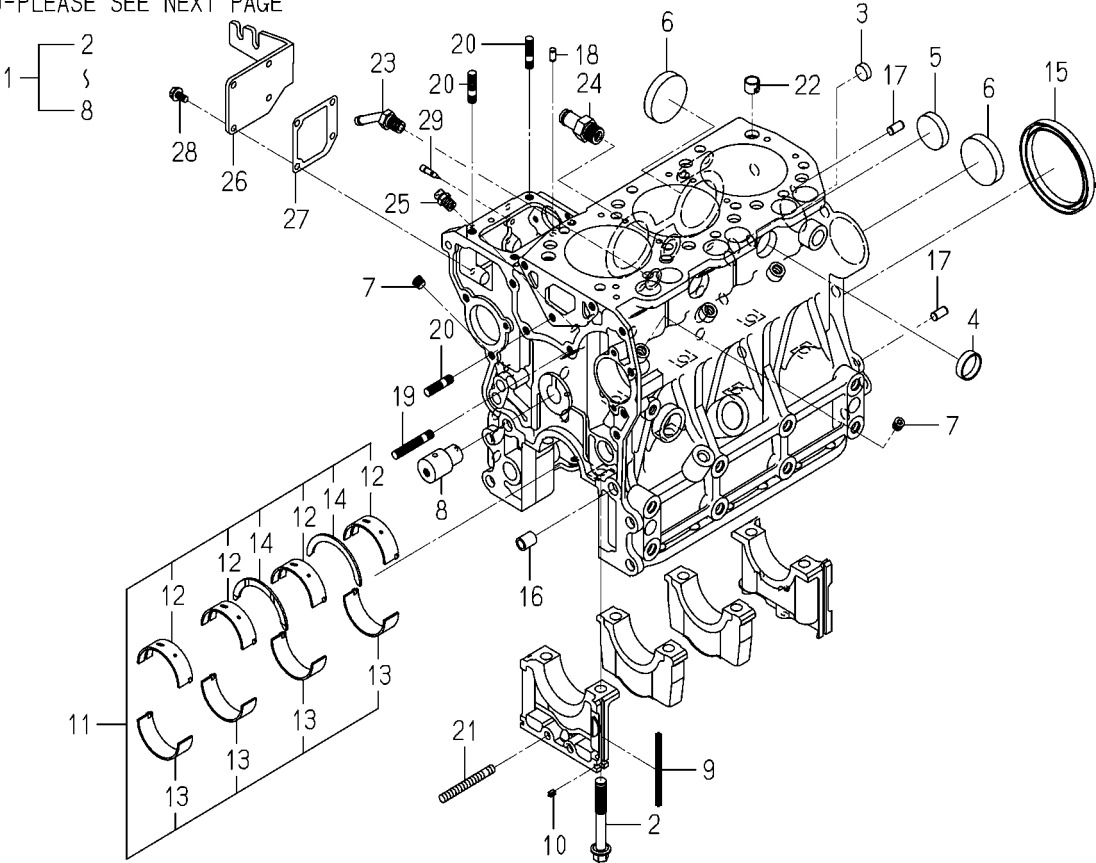
[illegible]

FIG. 6 CYLINDER BLOCK(1/2)

30-PLEASE SEE NEXT PAGE



6005-202S-0100

KEY	PART CODE	DESCRIPTION	S P C	TYPE OF MODEL		I T C	C O L	G R P	REMARKS
				E3CD	VTB10				
1	6211-210-084-00	CYLINDERBLOCK ASSY	*	1					
2	6209-000-006-00	BOLT	*	8					
3	6209-610-007-00	CUP/SEALING/16	*	2					
4	6209-610-001-10	CUP/SEALING/28	*	2					
5	6209-610-009-00	CUP/SEALING/36	*	1					
6	6209-610-003-00	CUP/SEALING/50	*	3					
7	6509-605-019-10	PLUG	*	8					
8	6212-531-008-20	PIN/IDLEGEAR	*	1					
9	6211-258-001-00	SEAL, BEARING CAP	*	4					
10	6211-258-002-00	SEAL, BEARING CAP/7	*	2					
11	6211-510-008-00	BEARING/CRANK SET	*	1					
12	6211-511-007-00	BEARING/CRANK/UPPER	*	4					
13	6211-511-008-00	BEARING/CRANK/LOWER	*	4					
14	6211-599-004-00	BEARING/THRUST/CRANK	*	2					
15	6209-625-003-20	OILSEAL	*	1					
16	6209-749-001-20	PIN/TUBE	*	2					
17	6213-129-006-00	PIN/STRAIGHT	*	2					
18	6209-740-005-00	PIN	*	2					
19	6904-110-840-00	STUD/M8X40	*	1					
20	6904-110-822-00	STUD	*	3					
21	V251-340-806-00	BOLT/STUD	*	1					
22	6294-453-002-00	DOWEL	*	2					
23	6213-721-007-00	PIPE/WATERDRAIN	*	1					
24	6213-721-005-00	PIPE/WATER/HOUSING	*	1					
25	6909-902-299-00	NIPPLE	*	1					
26	6211-291-015-20	COVER/INJECTIONPUMP	*	1					
27	6211-292-001-20	GASKET/COVER	*	1					
28	V230-360-601-20	FLANGE BOLT	*	4					
29	6215-549-013-00	PIN	*	1					
30	6211-760-046-00	LEVELGAGE	*	1					

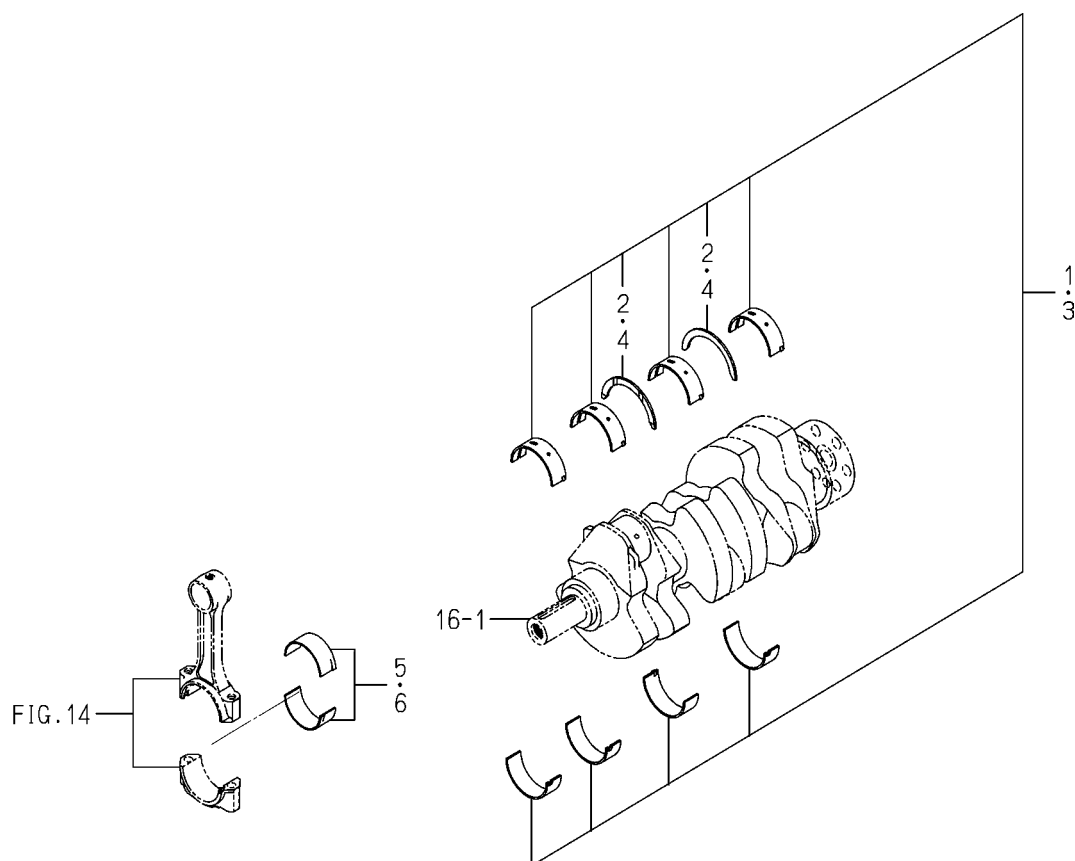
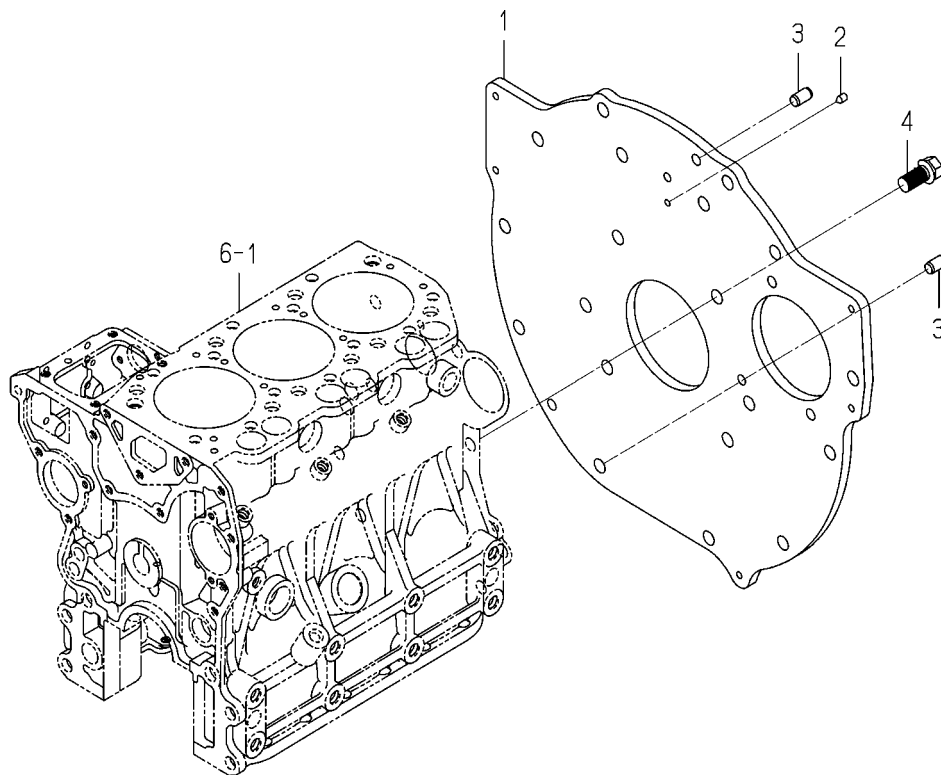
[illegible]

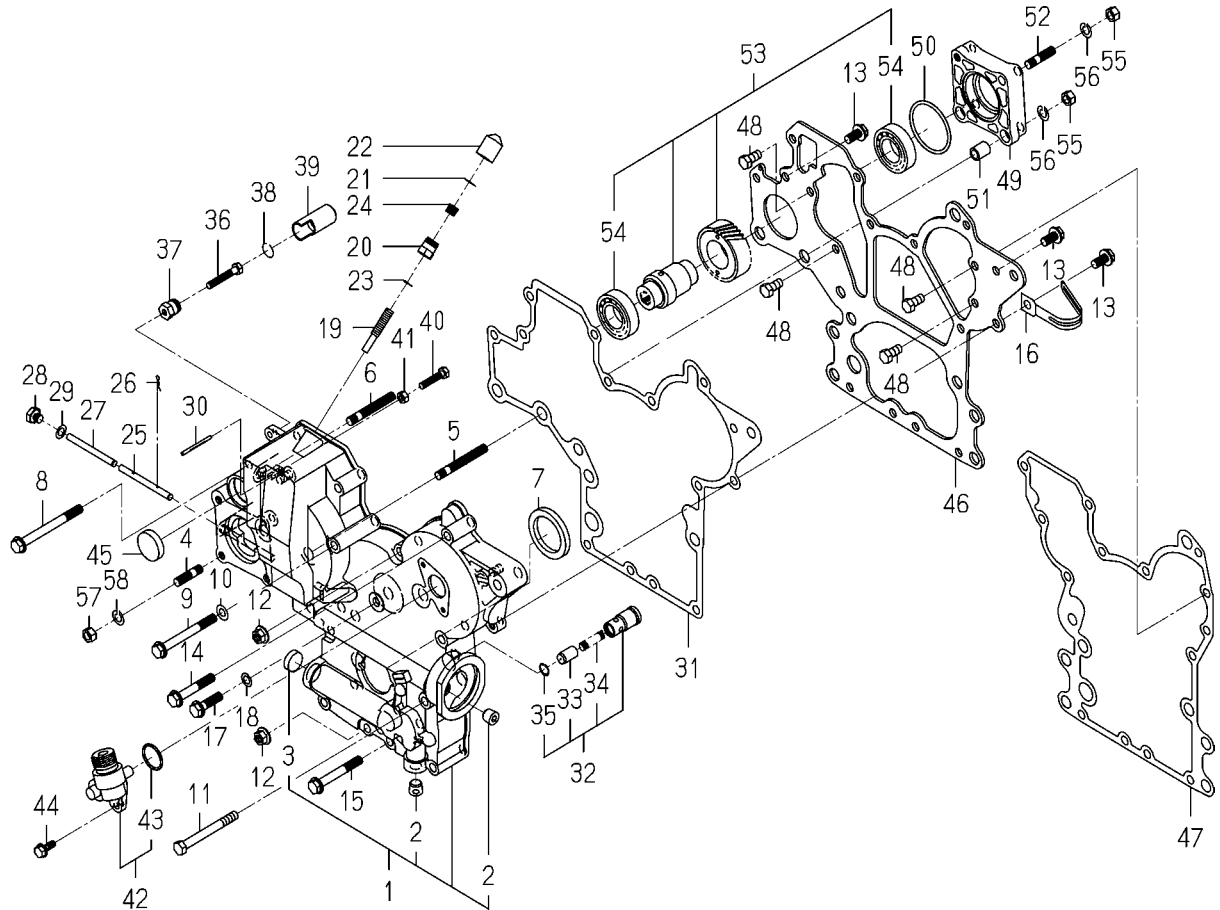
FIG. 9 REAR OLATE



6005-220N-0100

[illegible]

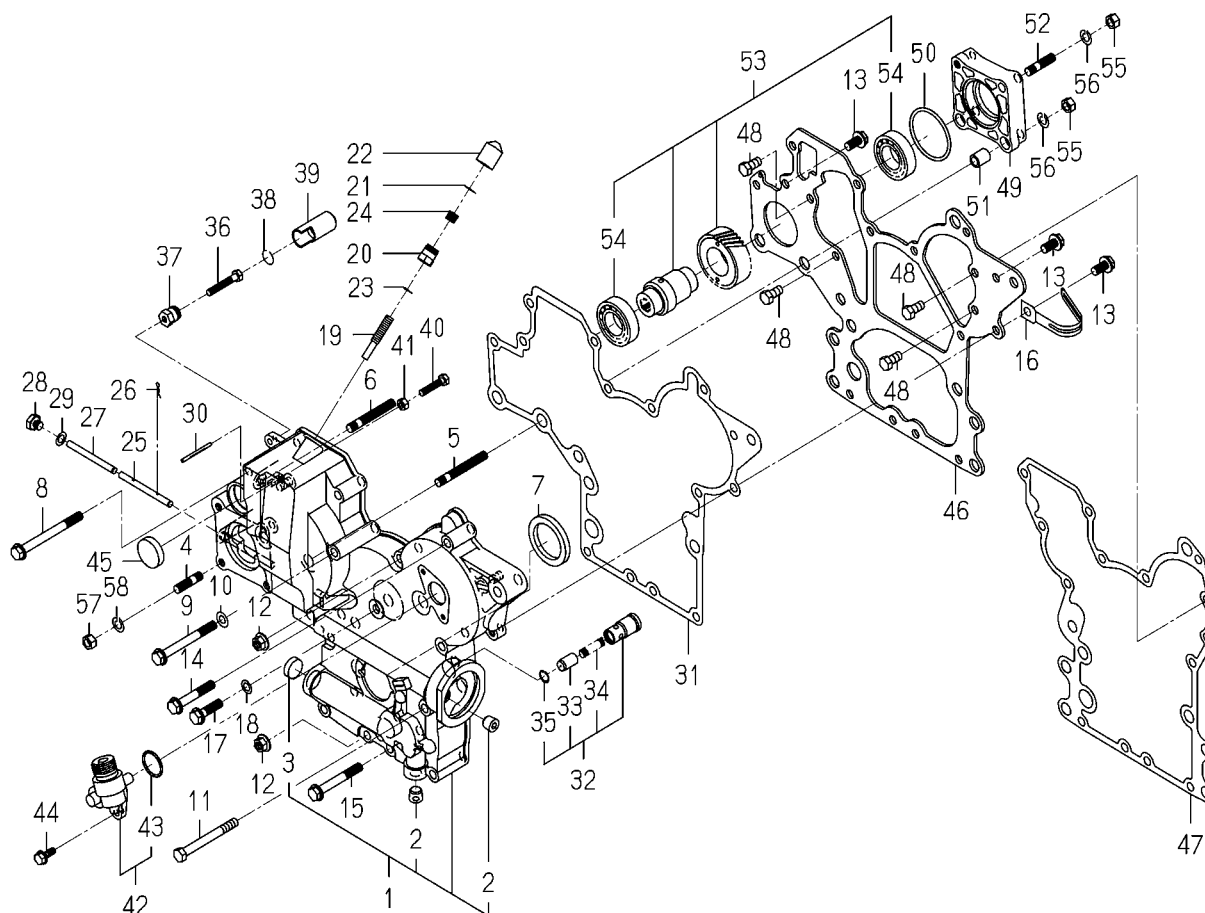
FIG. 10 TIMING GEAR CASE



6005-241A-0100,6005-241A-0200

KEY	PART CODE	DESCRIPTION	S P C	TYPE OF MODEL		I T C	C O L	G R P	REMARKS
				E3CD	VTB10				
1	6211-310-009-60	GEARCASE ASSY	*	1					
2	6209-605-003-00	PLUG/PT1/4	*	2					
3	6209-610-004-00	CUP/SEALING/20	*	1					
4	6904-110-822-00	STUD	*	4					
5	6904-110-855-00	STUD	*	2					
6	6904-110-850-00	STUD	*	1					
7	6209-625-002-00	SEAL,OIL	*	1					
8	V231-360-808-50	FLANGE BOLT	*	1					
9	V231-360-807-50	FLANGE BOLT	*	1					
10	6209-500-006-00	WASHER/08X16X1.2	*	1					
11	V201-360-807-50	BOLT	*	1					
12	3817-401-001-00	NUT/M08	*	2					
13	V231-360-801-60	FLANGE BOLT	*	3					
14	V231-360-805-00	FLANGE BOLT	*	3					
15	V231-360-806-00	FLANGE BOLT	*	4					
16	1650-650-015-00	CLAMP	*	1					
17	V231-360-803-00	FLANGE BOLT	*	1					
18	6209-500-003-00	WASHER/08X14X01	*	1					
19	6215-546-006-00	STOPPER/MAX POWER ST	*	1					
20	6215-549-057-00	NUT/MAXPOWERSTOPPER	*	1					
21	6209-587-006-10	RING/TAMPER REGISTAN	*	1					
22	6215-549-058-10	CAP/MAXPOWERSTOPPER	*	1					
23	6209-920-002-00	PACKING	*	1					
24	6509-605-019-10	PLUG	*	1					
25	6215-542-004-20	PIN/ARM	*	1					
26	P117-303-003-00	PIN/SNAP	*	2					
27	6215-542-005-10	PIN	*	1					
28	6209-600-004-00	PLUG/SCREW	*	1					
29	6209-500-003-00	WASHER/08X14X01	*	1					
30	6209-740-001-00	PIN,GROOVE	*	1					

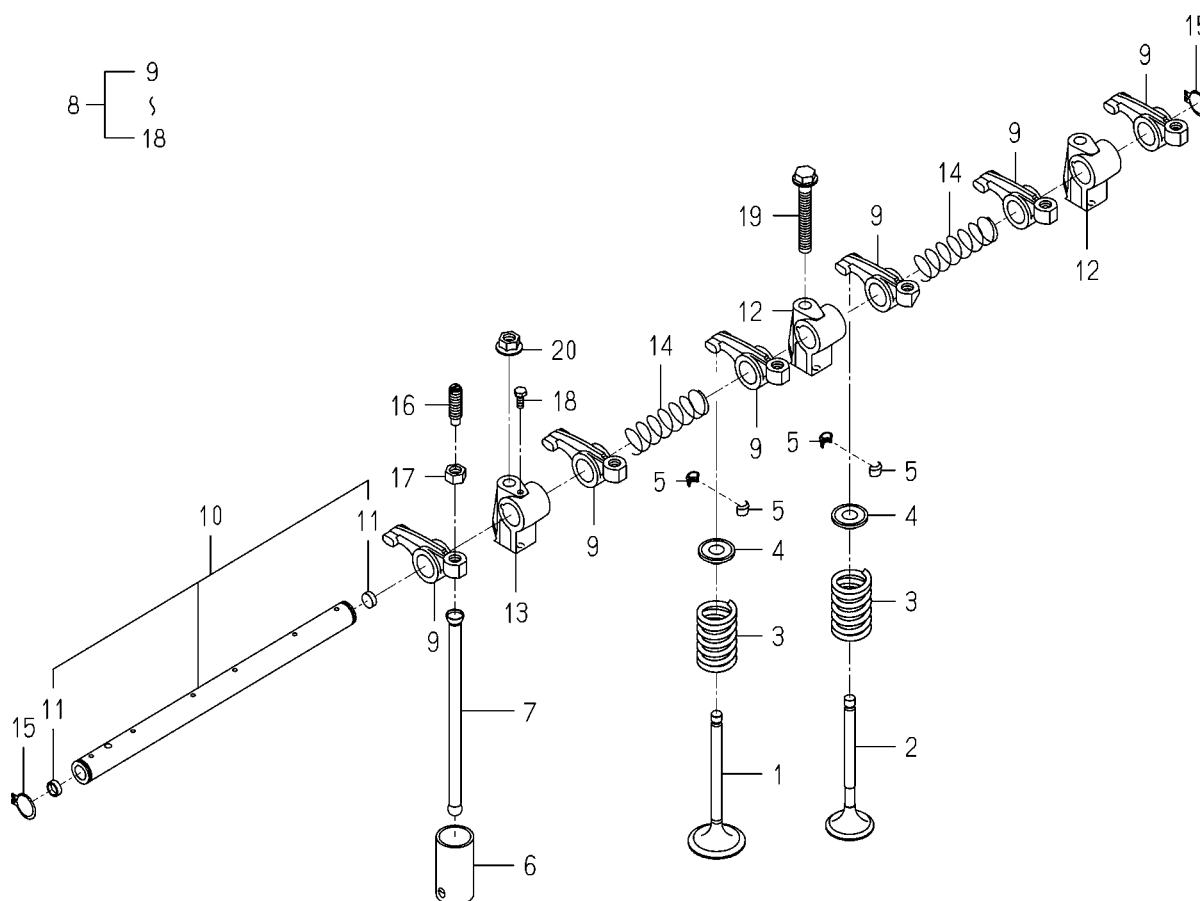
FIG. 10 TIMING GEAR CASE



6005-241A-0100, 6005-241A-0200

[illegible]

FIG. 12 VALVE



6005-301D-0100

[illegible]

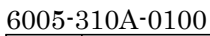
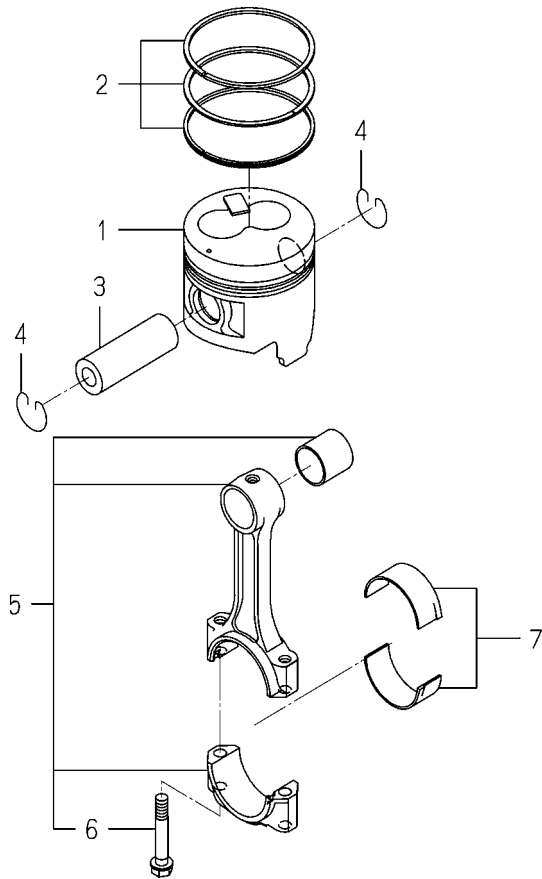
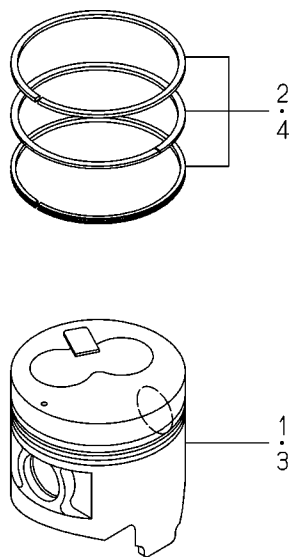
[illegible]

FIG. 14 PISTON



6005-340Q-0100

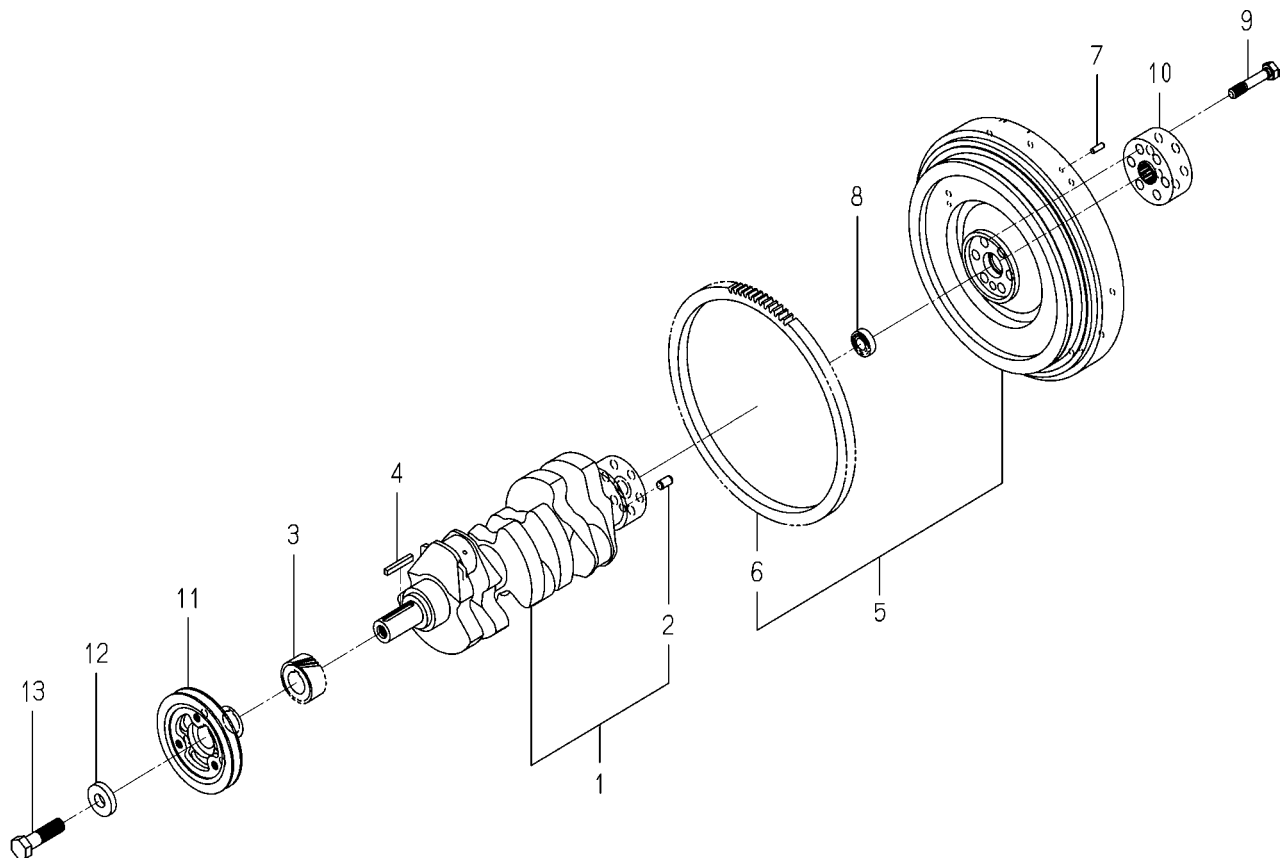
FIG. 15 PISTON/OVER SIZE



6005-349Q-0100

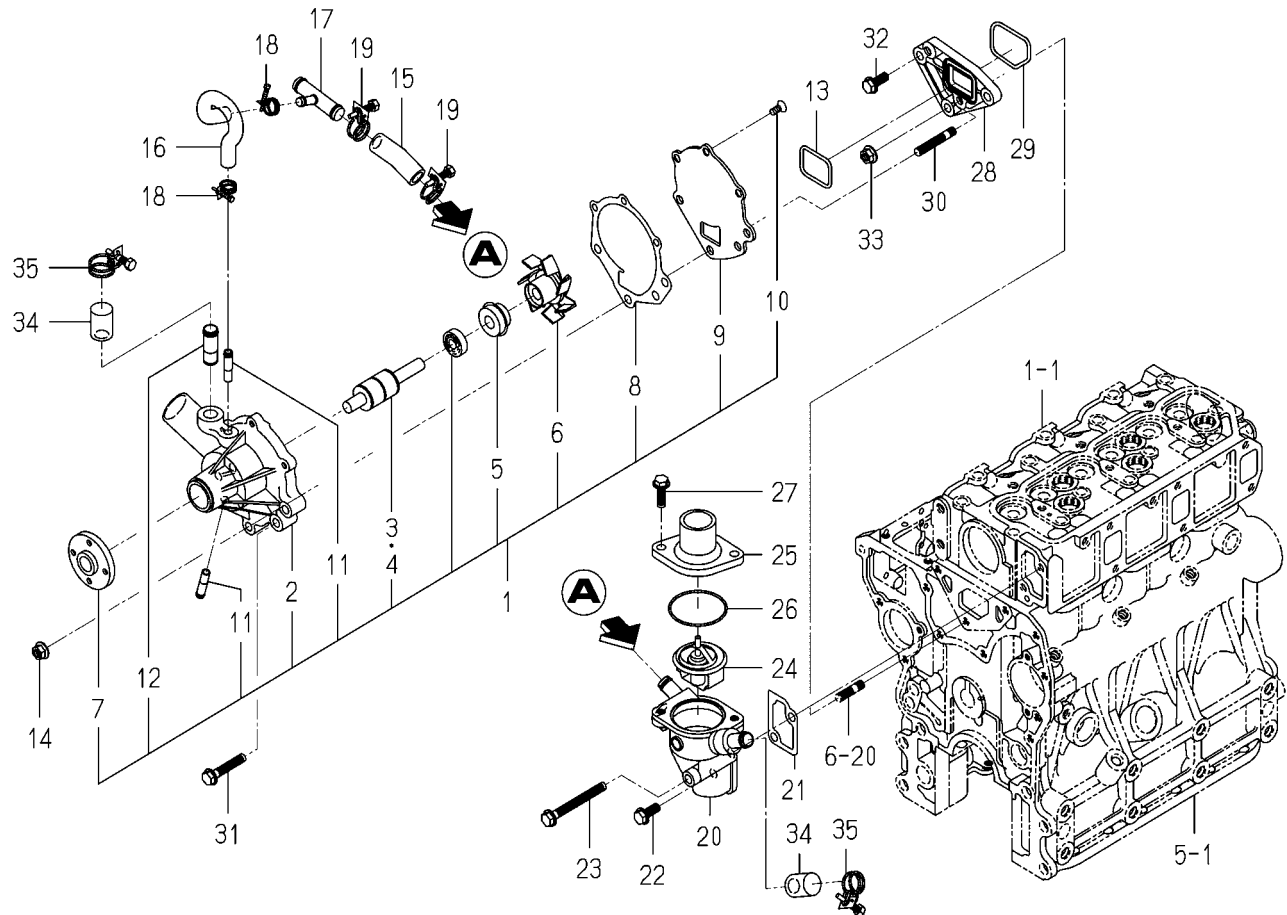
[illegible]

FIG. 16 CRANK SHAFT



6005-351D-0100

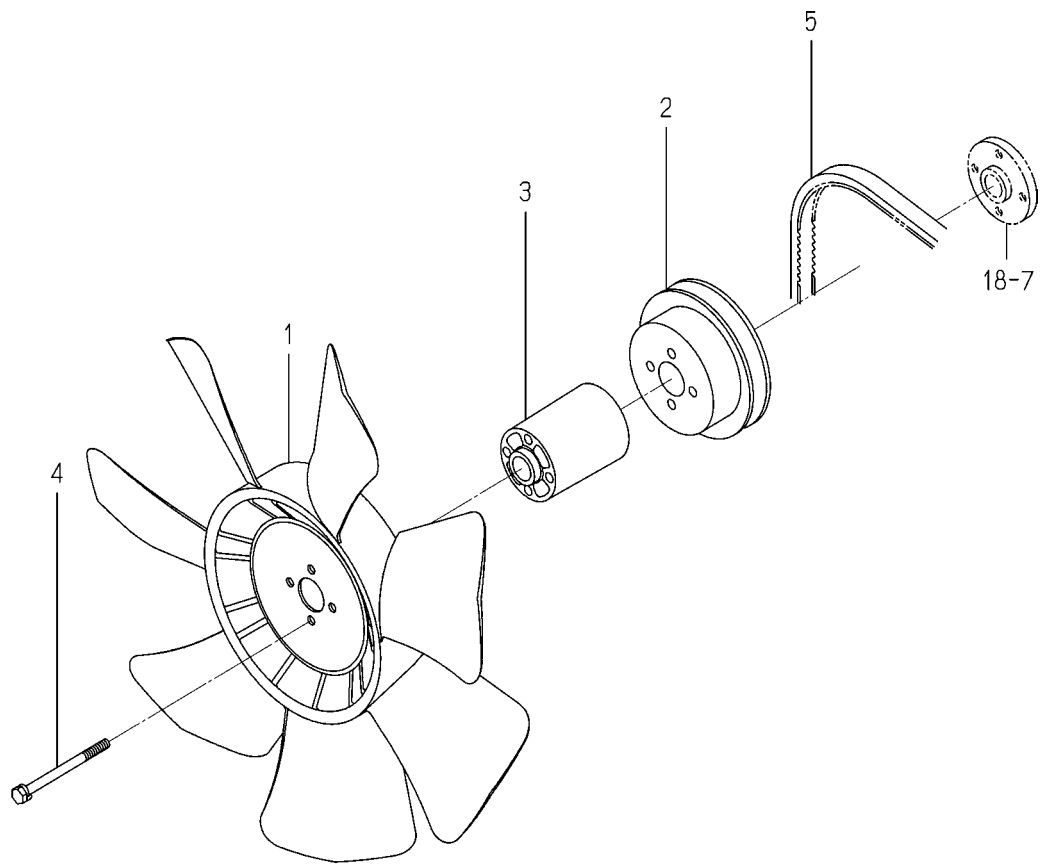
FIG. 18 WATER PUMP



6005-420G-0100

KEY	PART CODE	DESCRIPTION	S P C	TYPE OF MODEL		I T C	C O L	G R P	REMARKS
				E3CD VTB10					
1	6213-610-011-10	WATERPUMP ASSY	*	1					
2	6213-611-006-00	BODY/WATERPUMP	*	1					
3	6213-631-002-00	BEARING/WATER PUMP	*	1					
4	6213-631-005-00	BEARING/WATERPUMP	*	1					
5	6213-622-002-10	SEAL SET/WATER PUMP	*	1					
6	6213-621-003-00	ROTOR/WATERPUMP	*	1					
7	6213-642-002-00	SEAL/WATER PUMPPULLE	*	1					
8	6213-613-002-10	GASKET	*	1					
9	6213-612-004-00	PLATE/WATER PUMP	*	1					
10	6213-619-003-00	SCREW/WATER PUMP	*	3					
11	6213-619-002-00	PIPE/WATER PUMP	*	2					
12	6213-619-009-00	PIPE/WATERPUMP	*	1					
13	V721-103-104-00	O-RING/G40	*	1					
14	3817-401-001-00	NUT/M08	*	2					
15	6213-729-004-10	HOSE/RUBBER	*	1					
16	6213-729-013-10	HOSE/RUBBER	*	1					
17	6213-719-002-00	JOINT	*	1					
18	J061-210-015-00	CLAMP/WIRE/10-15	*	2					
19	J061-216-020-00	CLAMP/WIRE/16-20	*	2					
20	6213-716-003-10	HOUSING/THERMOSTAT	*	1					
21	6213-743-002-10	GASKET/HOUSING	*	1					
22	V231-360-802-00	FLANGE BOLT	*	1					
23	V231-360-807-50	FLANGE BOLT	*	1					
24	6513-770-022-10	THERMOSTAT	*	1					
25	6213-711-003-20	PIPE, WATER OUTLET	*	1					
26	V723-102-005-50	O-RING	*	1					
27	V231-360-802-50	FLANGE BOLT	*	2					
28	6213-619-006-00	SPACER/WATERPUMP	*	1					
29	V721-113-105-00	O-RING HS90 G50	*	1					
30	6904-110-840-00	STUD/M8X40	*	2					

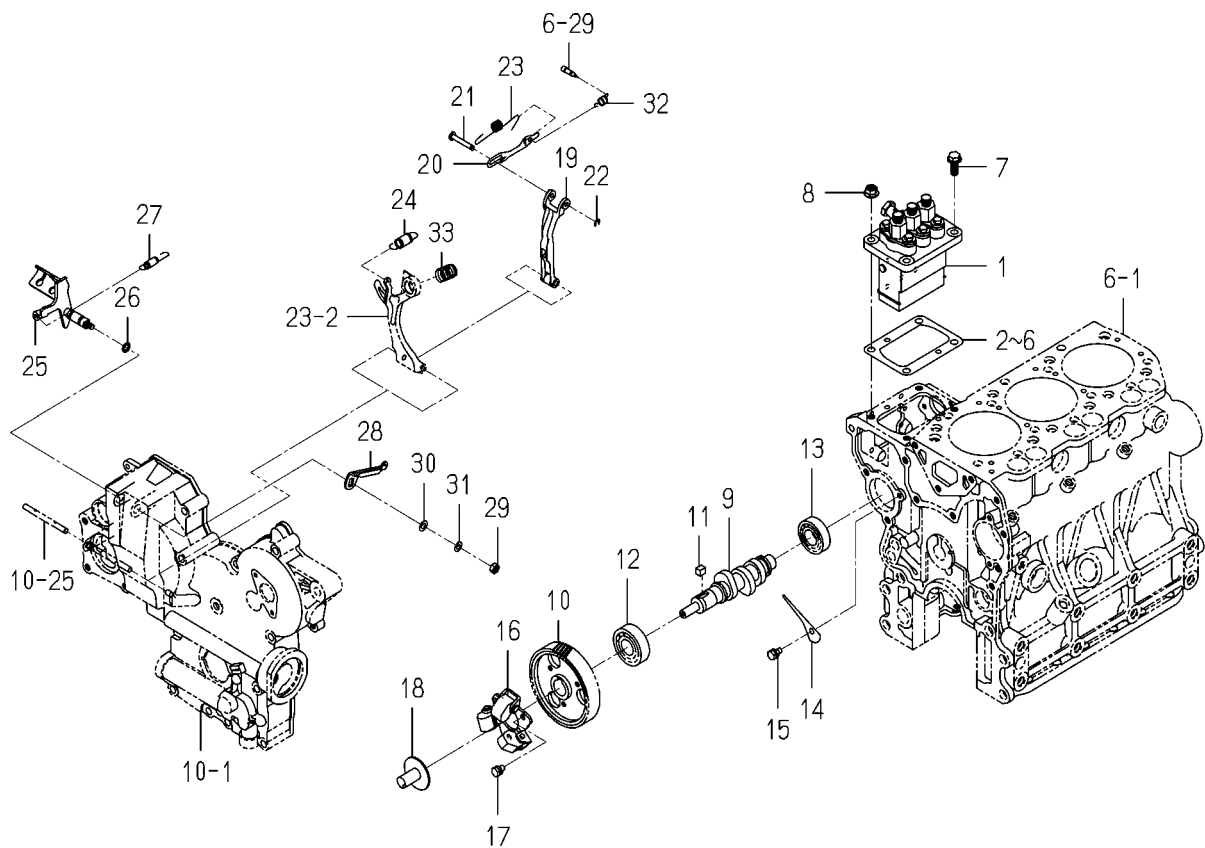
FIG. 19 COOLING FAN



6005-480Z-0100

[illegible]

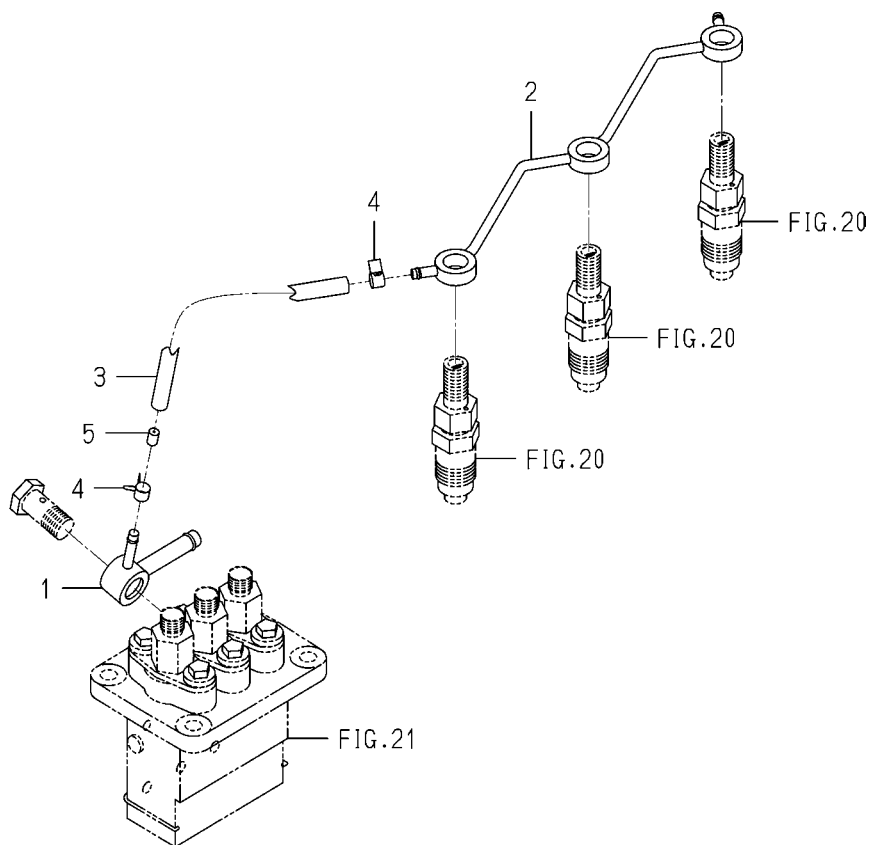
FIG. 21 INJECTION PUMP



6005-511D-0100

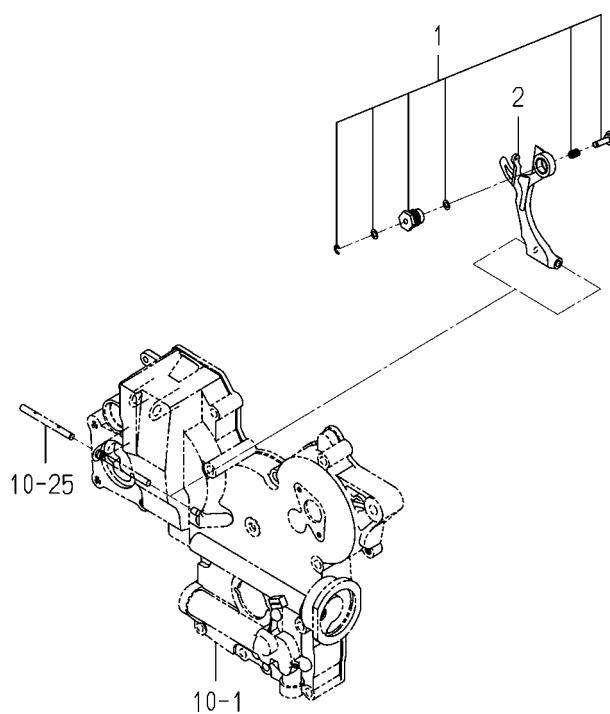
KEY	PART CODE	DESCRIPTION	S P C	TYPE OF MODEL		I T C	C O L	G R P	REMARKS
				E3CD	VTB10				
1	6215-600-078-10	INJECTIONPUMP ASSY	*	1					FIG 028
2	6219-752-006-00	SHIM/INJECTION P/0.3	*	1					
3	6219-752-007-00	SHIM/INJECTION P/0.1	*	1					
4	6219-752-008-00	SHIM/INJECTION P/0.2	*	1					
5	6219-752-009-00	SHIM/INJECTION P/0.4	*	1					
6	6219-752-010-00	SHIM/INJECTION P/0.5	*	1					
7	V231-360-802-00	FLANGEBOLT	*	2					
8	3817-401-001-00	NUT/M08	*	2					
9	6215-621-018-10	CAMSHAFT/INJPUMP	*	1					
10	6212-524-012-30	GEAR/INJECTIONPUMP	*	1					
11	6209-730-005-00	KEY/07X05X09	*	1					
12	V600-110-620-30	BEARING,RB/6203	*	1					
13	6209-800-010-00	BEARING	*	1					
14	6212-535-009-00	PLATE/THRUST/INJPUMP	*	1					
15	6901-910-612-00	BOLT,SEMS/M6X12	*	1					
16	6215-520-007-10	FLYWEIGHT ASSY	*	1					
17	6209-030-043-00	BOLT/M6X10	*	3					
18	6215-526-004-00	THRUSTPIECE	*	1					
19	6215-541-001-10	ARM/FLOATING COMP	*	1					
20	6215-543-002-10	RINK/CONTROL	*	1					
21	6215-542-006-00	PIN,CONTROL	*	1					
22	V710-140-004-00	RING,SNAP/ 4 E	*	1					
23	6215-549-031-10	SPRING/SETTING	*	1					
24	6215-531-019-00	SPRING/GOVERNOR	*	1					
25	6215-541-024-30	LEVER/CONTROL COMP	*	1					
26	V720-101-900-80	O-RING/P 8	*	1					
27	6209-580-002-10	SPRING,RETURN	*	1					
28	6215-549-007-10	ARM/CONTROL	*	1					
29	6909-110-406-00	NUT	*	1					
30	V411-260-006-00	WASHER / M6	*	1					

FIG. 22 FUEL PIPE



6005-550F-0100

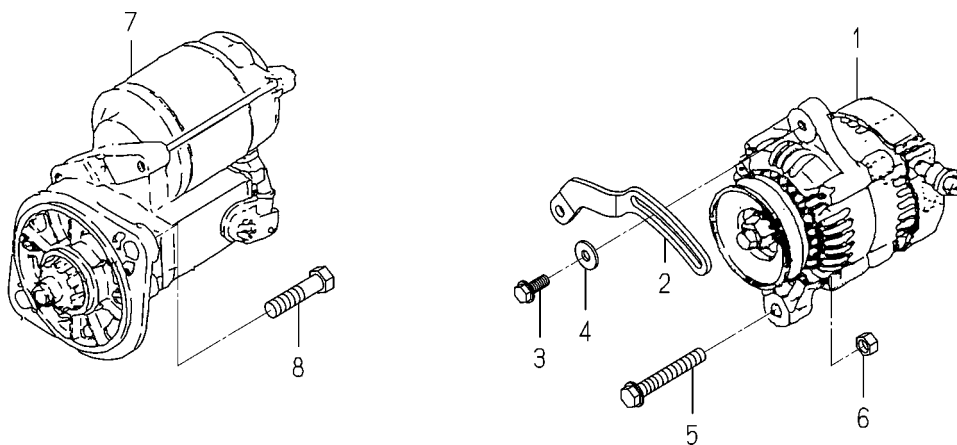
[illegible]



6005-560 -0100

[illegible]

FIG. 24 ELECTRIC(1)



6005-801W-0100,6005-801W-0200

[illegible]

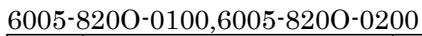
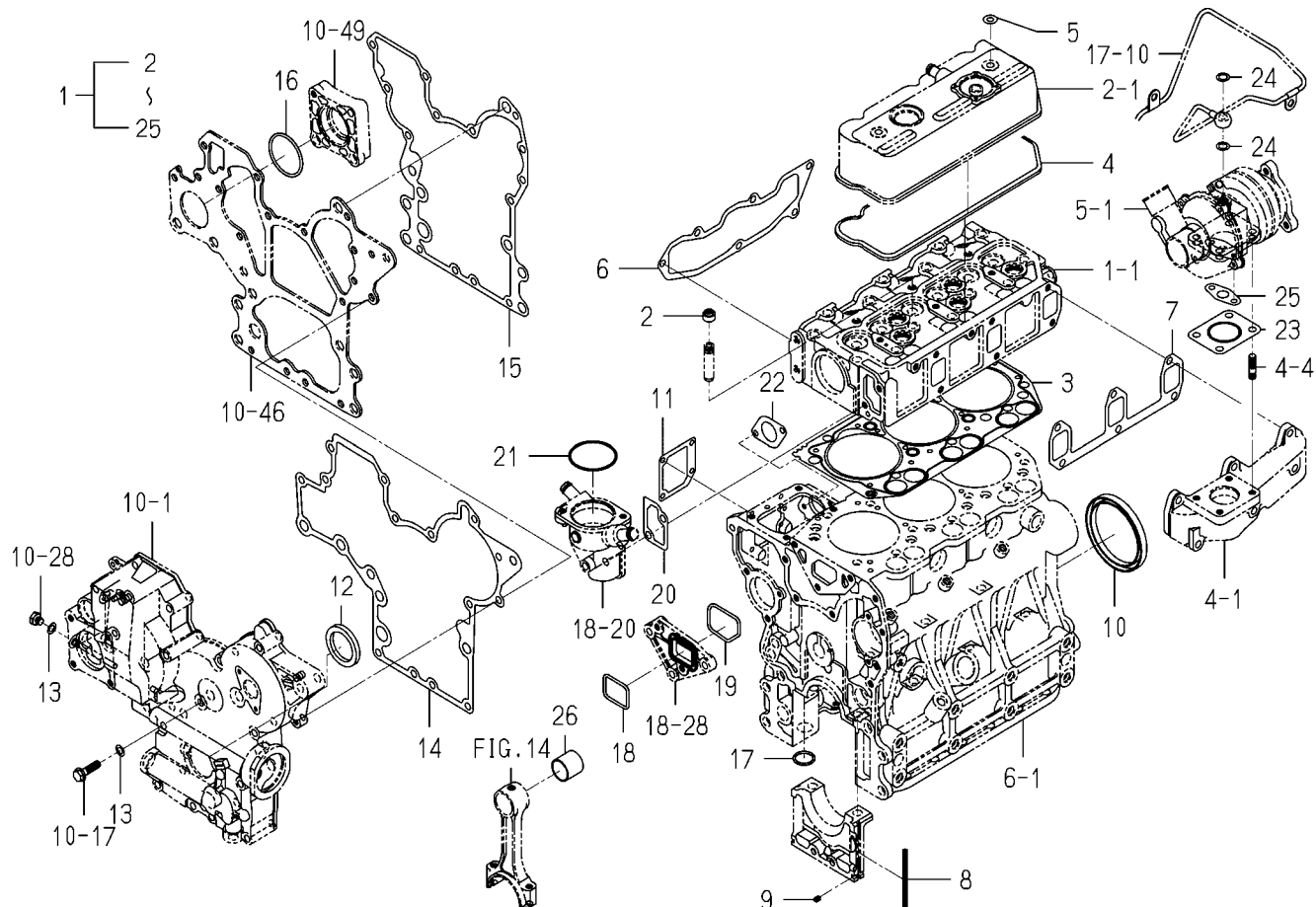
[illegible]

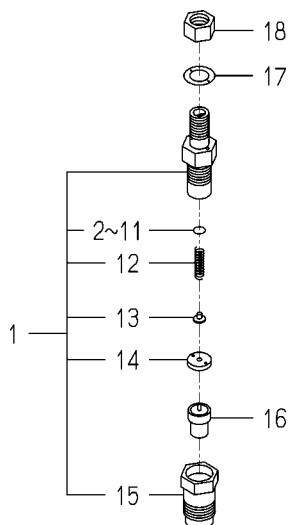
FIG. 26 REPAIR PARTS



6005-999M-0100

[illegible]

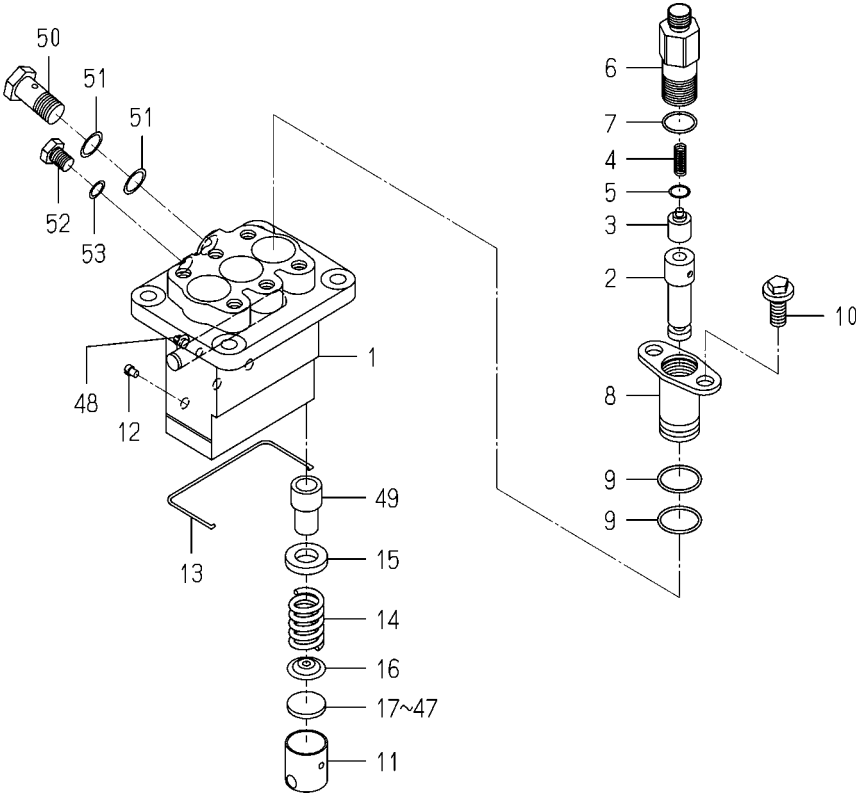
**FIG. 27 COMPONENT PARTS
FOR 6215-300-037-00 ON Fig.20**



6215-300-037-0E

[illegible]

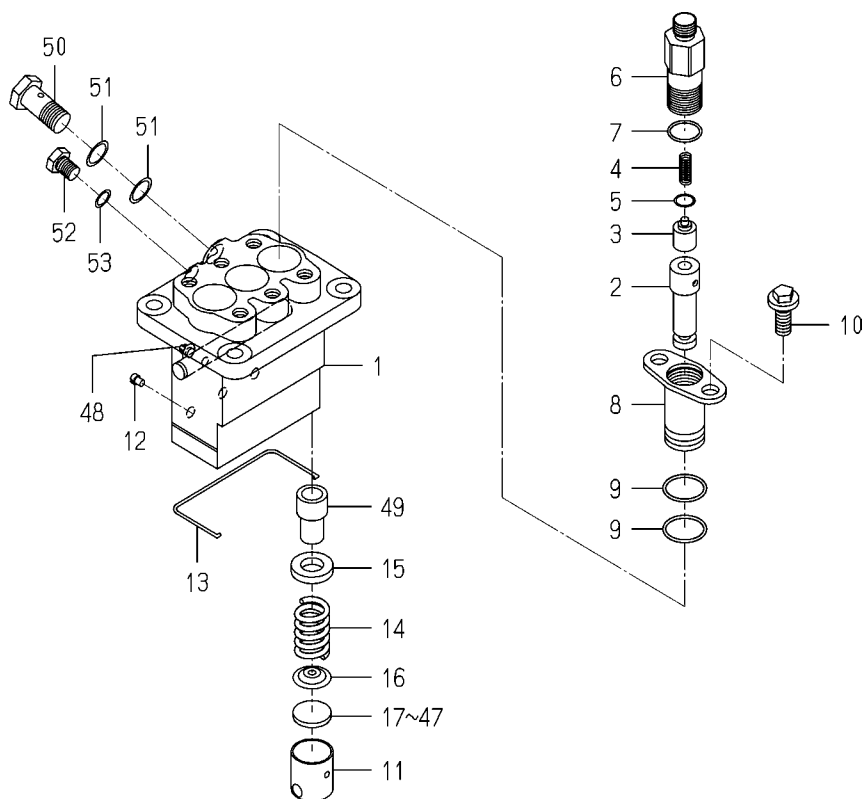
FIG. 28 COMPONENT PARTS
FOR 6215-600-078-10 ON Fig.21



6215-600-078-1G

KEY	PART CODE	DESCRIPTION	S P C	TYPE OF MODEL		I T C	C O L	G R P	REMARKS
				E3CD VTB10					
1	6215-611-015-00	HOUSING/PUMP	*	1					
2	6215-631-008-00	PLUNGER ASSY	*	3					
3	6215-641-002-00	VALVE,DELIVERY	*	3					
4	6215-643-005-00	SPRING/DELIVERYVALVE	*	3					
5	6215-649-008-00	GASKET	*	3					
6	6215-644-009-00	HOLDER/DELIVERYVALVE	*	3					
7	6215-649-014-00	ORING	*	3					
8	6215-635-004-00	SLEEVEFLANGE	*	3					
9	6215-649-013-00	ORING	*	6					
10	6215-649-011-00	BOLT	*	6					
11	6215-622-003-00	TAPPET	*	3					
12	6215-629-017-00	PIN	*	3					
13	6215-629-035-00	SNAPRING	*	1					
14	6215-634-003-00	SPRING/PLUNGER	*	3					
15	6215-639-008-00	SPRINGSEAT	*	3					
16	6215-639-009-00	SPRINGSEAT	*	3					
17	6215-629-060-00	PLATE/T=2.60	*	1					
18	6215-629-061-00	PLATE/T=2.65	*	1					
19	6215-629-062-00	PLATE/T=2.70	*	1					
20	6215-629-063-00	PLATE/T=2.75	*	1					
21	6215-629-064-00	PLATE/T=2.80	*	1					
22	6215-629-065-00	PLATE/T=2.85	*	1					
23	6215-629-066-00	PLATE/T=2.90	*	1					
24	6215-629-067-00	PLATE/T=2.95	*	1					
25	6215-629-036-00	PLATE/T=3.00	*	1					
26	6215-629-037-00	PLATE/T=3.05	*	1					
27	6215-629-038-00	PLATE/T=3.10	*	1					
28	6215-629-039-00	PLATE/T=3.15	*	1					
29	6215-629-040-00	PLATE/T=3.20	*	1					
30	6215-629-041-00	PLATE/T=3.25	*	1					

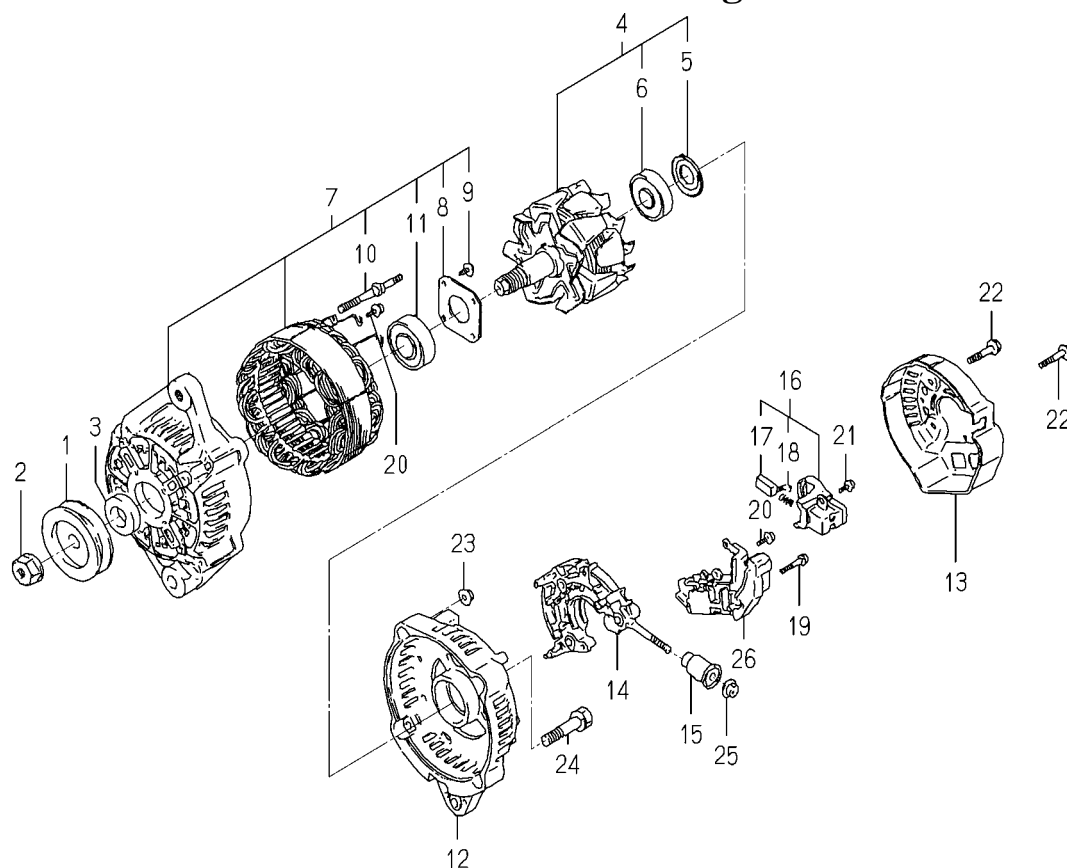
**FIG. 28 COMPONENT PARTS
FOR 6215-600-078-10 ON Fig.21**



6215-600-078-1G

[illegible]

**FIG. 30 COMPONENT PARTS
FOR 6281-200-021-00 ON Fig.24**



6281-200-021-0A

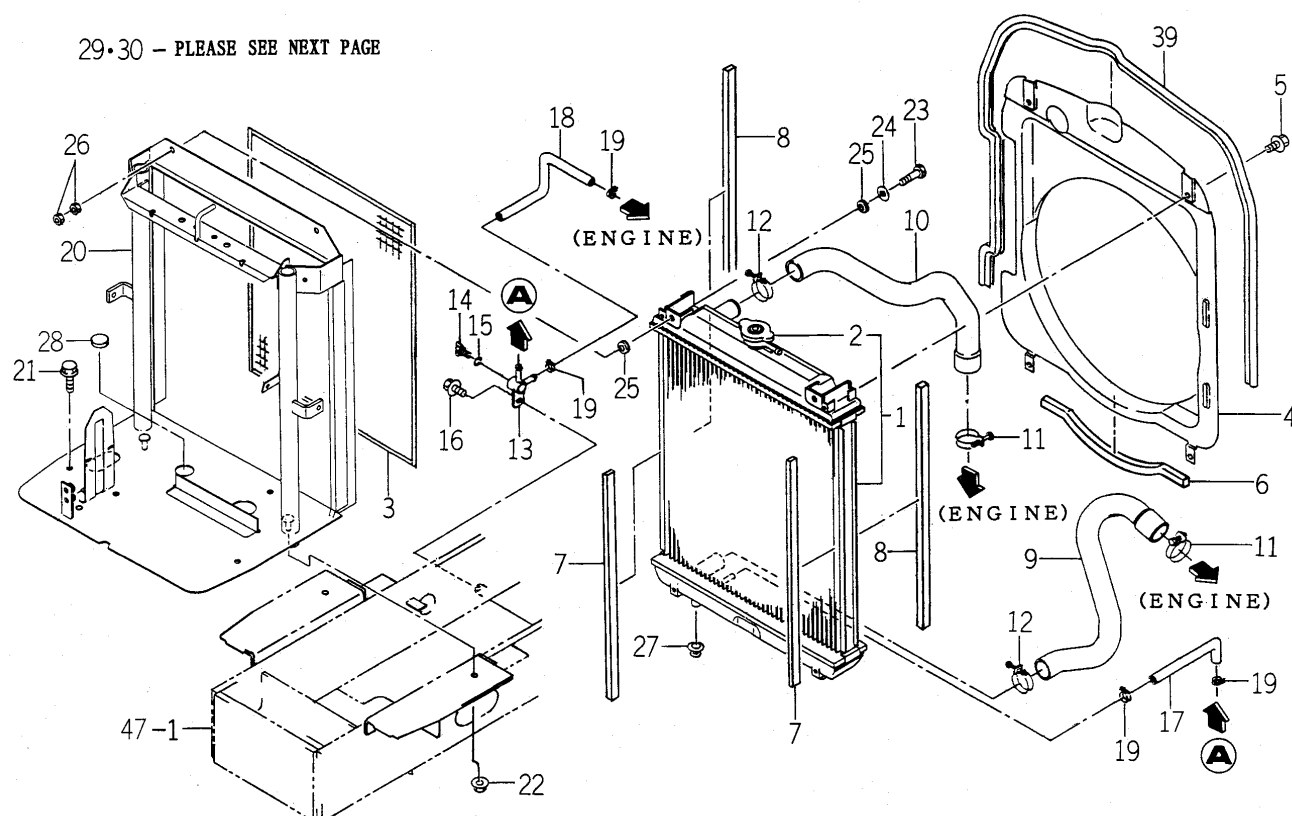
[illegible]

CHASSIS

CHASSIS

FIG. 1 RADIATOR SYSTEM(1/2)

29•30 – PLEASE SEE NEXT PAGE



1746-102 -0100

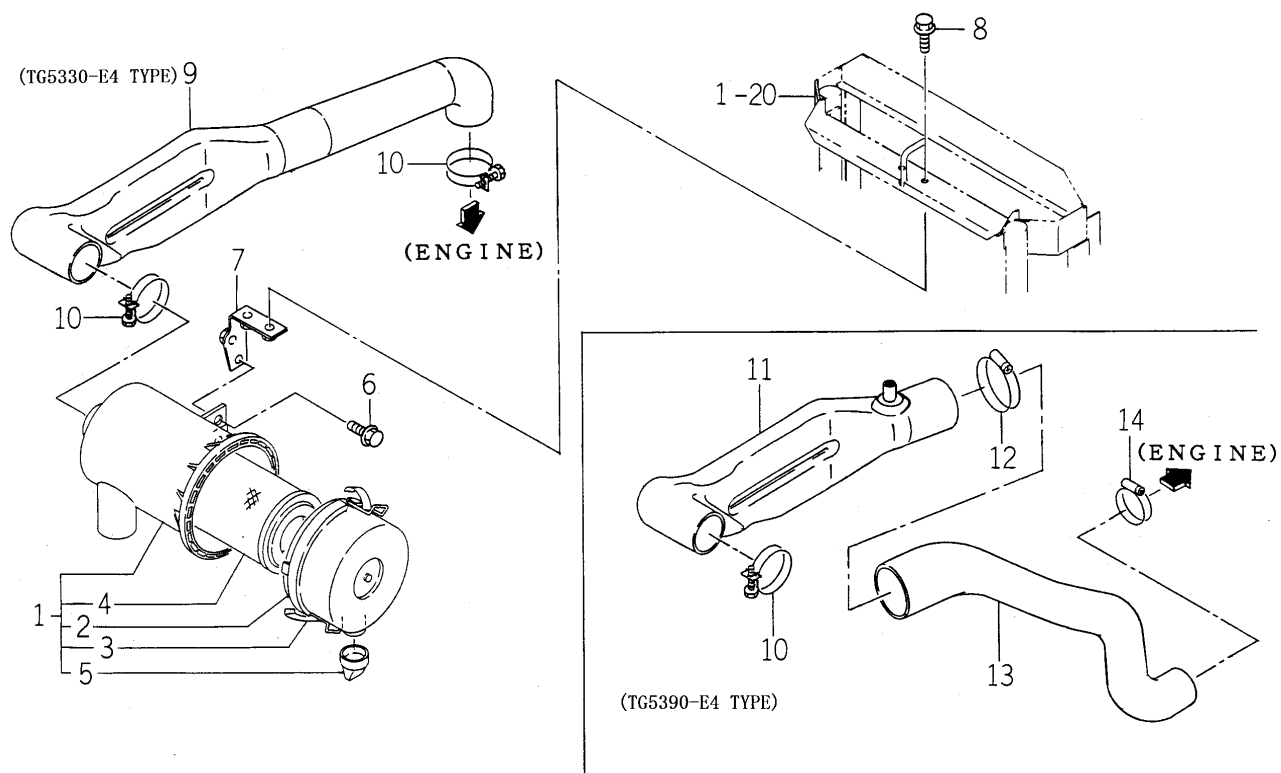
KEY	PART CODE	DESCRIPTION	S P C	TYPE OF MODEL				I T C	C O L	G R P	REMARKS
				TG5330 E4	TG5330 E6	TG5390 E4	TG5390 E6				
1	1742-102-210-00	RADIATOR ASSY	*	1	1	1	1				
2	1650-102-202-10	CAP	*	1	1	1	1				
3	1650-102-004-00	NET	*	1	1	1	1				
4	1729-102-009-10	SHROUD	*	1	1	1	1				
5	V230-360-601-20	FLANGE BOLT	*	4	4	4	4				
6	1650-102-006-00	INSULATOR	*	1	1	1	1				
7	1650-102-007-00	INSULATOR	*	2	2	2	2				
8	1729-102-014-00	INSULATOR	*	2	2	2	2				
9	1650-102-001-00	HOSE/RADIATOR/OUTLET	*	1	1	1	1				
10	1729-102-002-00	HOSE/RADIATOR/INLET	*	1	1	1	1				
11	J061-236-044-00	CLAMP/WIRE/36-44	*	2	2	2	2				
12	J061-230-038-00	CLAMP/WIRE/30-38	*	2	2	2	2				
13	1560-104-010-40	CONNECTOR	*	1	1	1	1				
14	1424-101-203-00	PLUG	*	1	1	1	1				
15	1424-101-204-00	PACKING	*	1	1	1	1				
16	V231-360-801-60	FLANGE BOLT	*	1	1	1	1				
17	1593-102-003-20	HOSE/270	*	1	1	1	1				
18	1488-102-001-00	HOSE, DRAIN	*	1	1	1	1				
19	J062-147-159-00	CLIP/HOSE/14.7-15.9	*	4	4	4	4				
20	1729-102-210-30	BRACKET/RADIATOR COMP	*	1	1	1	1				
21	V231-360-801-60	FLANGE BOLT	*	1	1	1	1				
22	V362-260-008-00	NUT/WASHER	*	2	2	2	2				
23	V201-260-803-00	BOLT/M 8X30	*	2	2	2	2				
24	4101-102-038-00	WASHER/24X9X3.2	*	2	2	2	2				
25	1423-616-004-00	CUSHION/RUBBER/10X25	*	4	4	4	4				
26	V304-260-008-00	NUT	*	4	4	4	4				
27	1421-603-004-00	BUSH, LEVER	*	2	2	2	2				
28	1560-630-028-00	CAP/30	*	1	1	1	1				
29	1690-102-210-00	RESERVE TANK ASSY	*	1	1	1	1				
30	1690-102-212-00	CAP	*	1	1	1	1				

This exploded view diagram illustrates the assembly of a mechanical device, likely a printer or copier component. The parts are numbered as follows:

- 1**: A vertical frame or support structure with a series of vertical bars.
- 2**: A horizontal component, possibly a carriage or roller, that fits into the top of the frame (1).
- 3**: A small pin or fastener used to secure the frame.
- 4**: A long, thin rod or shaft.
- 5**: A curved, U-shaped component, possibly a guide or support.
- 6**: A small, rectangular component, possibly a sensor or switch.
- 7**: A small, rectangular component, possibly a sensor or switch.
- 8**: A small, rectangular component, possibly a sensor or switch.
- 9**: A small, rectangular component, possibly a sensor or switch.
- 10**: A small, rectangular component, possibly a sensor or switch.
- 11**: A small, rectangular component, possibly a sensor or switch.
- 12**: A small, rectangular component, possibly a sensor or switch.
- 13**: A small, rectangular component, possibly a sensor or switch.
- 14**: A small, rectangular component, possibly a sensor or switch.
- 15**: A small, rectangular component, possibly a sensor or switch.
- 16**: A small, rectangular component, possibly a sensor or switch.
- 17**: A small, rectangular component, possibly a sensor or switch.
- 18**: A small, rectangular component, possibly a sensor or switch.
- 19**: A small, rectangular component, possibly a sensor or switch.
- 20**: A small, rectangular component, possibly a sensor or switch.
- 21**: A small, rectangular component, possibly a sensor or switch.
- 22**: A small, rectangular component, possibly a sensor or switch.
- 23**: A small, rectangular component, possibly a sensor or switch.
- 24**: A small, rectangular component, possibly a sensor or switch.
- 25**: A small, rectangular component, possibly a sensor or switch.
- 26**: A small, rectangular component, possibly a sensor or switch.
- 27**: A small, rectangular component, possibly a sensor or switch.
- 28**: A small, rectangular component, possibly a sensor or switch.
- 29**: A small, rectangular component, possibly a sensor or switch.
- 30**: A small, rectangular component, possibly a sensor or switch.
- 31**: A small, rectangular component, possibly a sensor or switch.
- 32**: A small, rectangular component, possibly a sensor or switch.
- 33**: A small, rectangular component, possibly a sensor or switch.
- 34**: A small, rectangular component, possibly a sensor or switch.
- 35**: A small, rectangular component, possibly a sensor or switch.
- 36**: A small, rectangular component, possibly a sensor or switch.
- 37**: A small, rectangular component, possibly a sensor or switch.
- 38**: A small, rectangular component, possibly a sensor or switch.
- 39**: A small, rectangular component, possibly a sensor or switch.

[illegible]

FIG. 3 CLEANER (AIR) SYSTEM (E4 TYPE)

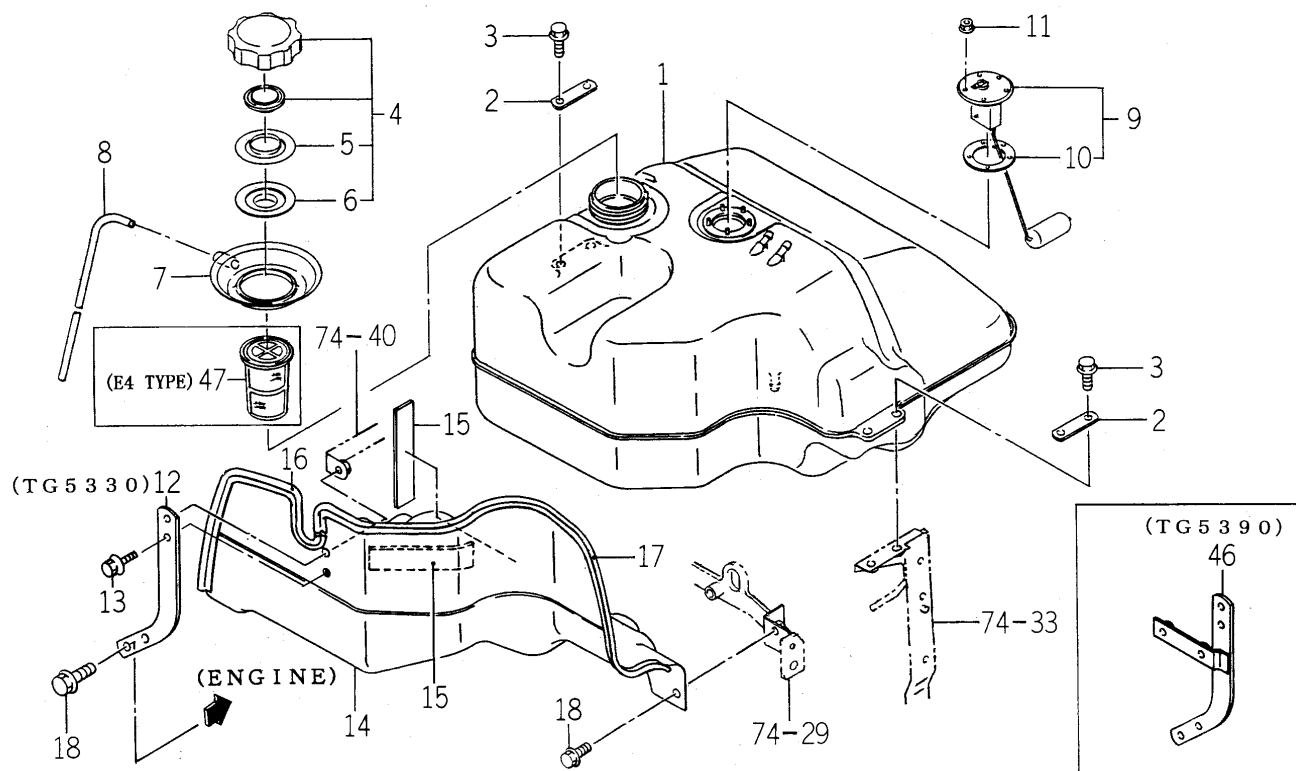


1729-104 -0100,1747-104 -0100

[illegible]

FIG. 5 TANK (FUEL) SYSTEM(1/2)

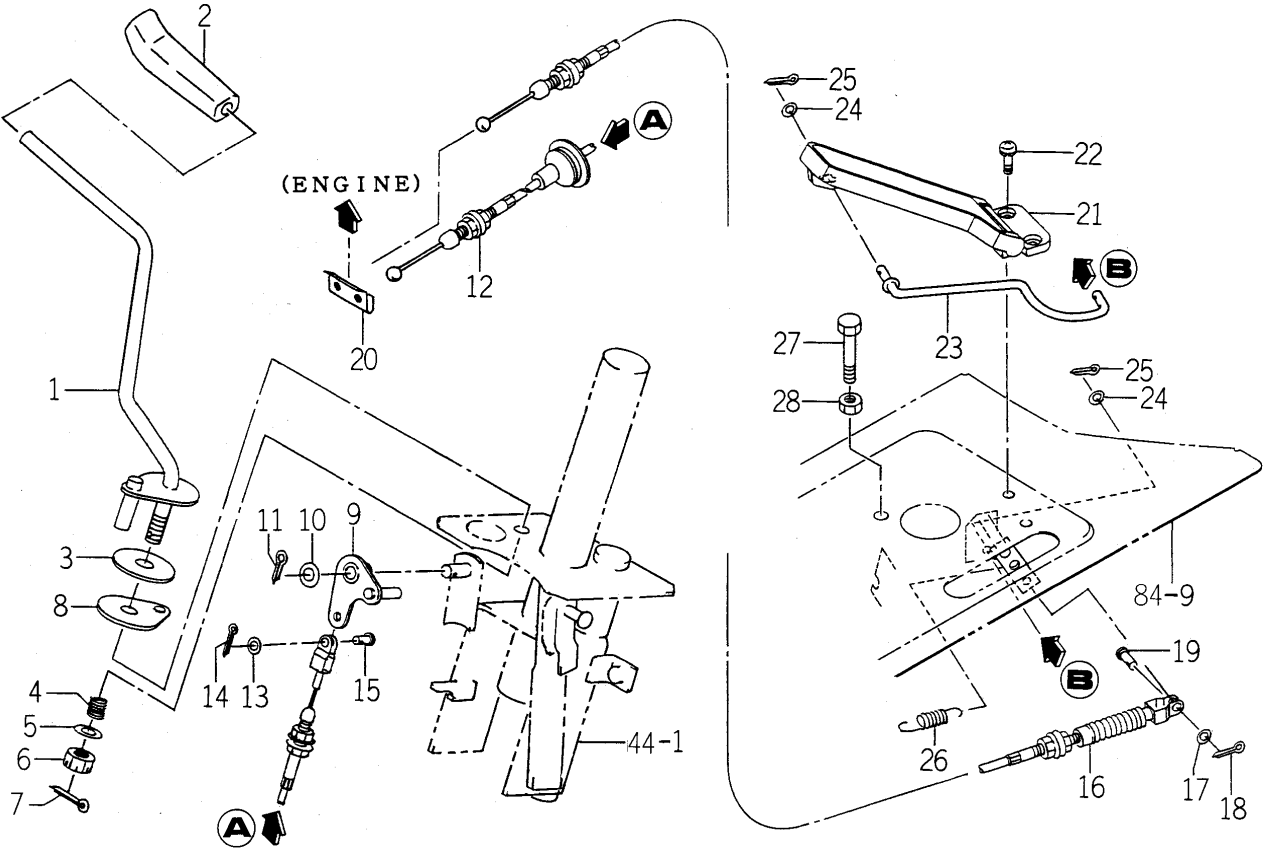
19~30 - PLEASE SEE NEXT PAGE



1743-111A-,1742-111 -0100,1743-111 -0100,1742-111A-0100

KEY	PART CODE	DESCRIPTION	S P C	TYPE OF MODEL				I T C	C O L	G R P	REMARKS
				TG5330 E4	TG5330 E6	TG5390 E4	TG5390 E6				
1	1742-111-001-00	TANK/FUEL	*	1	1	1	1				
2	1729-111-007-00	PLATE/IR/19X65	*	2	2	2	2				
3	V231-360-802-00	FLANGEBOLT	*	4	4	4	4				
4	1742-111-220-00	CAP/TANK/NONLEA ASSY	*	1	1	1	1				
5	1729-111-283-00	PLATE	*	1	1	1	1				
6	1729-111-284-00	PACKING	*	1	1	1	1				
7	1729-111-005-00	CUP/FUEL	*	1	1	1	1				
8	P103-112-003-20	HOSE/700	*	1	1	1	1				
9	1729-111-270-00	GAUGE/FUEL ASSY	*	1	1	1	1				
10	1416-621-037-00	PACKING/RUBBER	*	1	1	1	1				
11	1617-730-005-00	NUT/WASHER	*	5	5	5	5				
12	1742-111-002-00	BRACKET/TANK	*	1	1						
13	V231-361-002-00	FLANGEBOLT	*	2	2	2	2				
14	1742-111-210-10	COVER/TANK COMP	*	1	1	1	1				
15	1432-616-004-00	PLATE,RUBBER	*	2	2	2	2				
16	1614-102-006-00	INSULATOR	*	1	1	1	1				
17	3814-212-003-00	PAD/720	*	1	1	1	1				
18	V231-360-802-00	FLANGEBOLT	*	3	3	3	3				
19	1614-105-200-00	FILTER ASSY	*	1	1	1	1				
20	1444-102-202-00	LEVER	*	1	1	1	1				
21	1415-102-007-00	SPRING,VALVE	*	1	1	1	1				
22	V720-102-401-00	O-RING/P10A	*	1	1	1	1				
23	1415-102-008-00	VIS	*	1	1	1	1				
24	1415-102-009-00	CUP	*	1	1	1	1				
25	1444-102-204-00	NUT,RING	*	1	1	1	1				
26	V720-103-504-40	O-RING/P44	*	1	1	1	1				
27	1672-105-211-00	ELEMENT	*	1	1	1	1				
28	V201-260-806-50	BOLT/M 8X65	*	1	1	1	1				
29	V401-160-008-00	WASHER,SP/M 8	*	1	1	1	1				
30	V411-260-008-00	WASHER,PL/M 8	*	1	1	1	1				

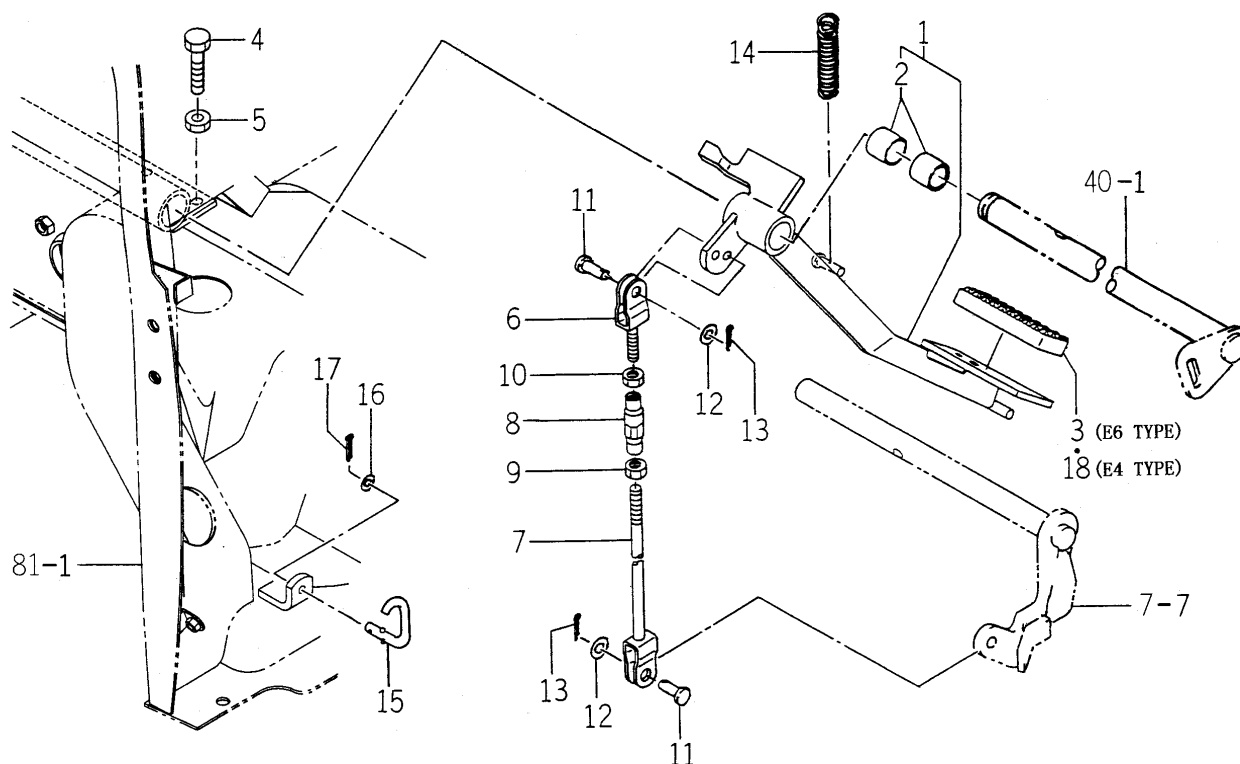
FIG. 6 ACCELERATOR SYSTEM



1742-116-0100

KEY	PART CODE	DESCRIPTION	S P C	TYPE OF MODEL				I T C	C O L	G R P	REMARKS
				TG5330 E4	TG5330 E6	TG5390 E4	TG5390 E6				
1	1742-116-210-00	LEVER COMP	*	1	1	1	1				
2	1646-116-051-10	GRIP/THROTTLE	*	1	1	1	1				
3	1600-505-007-00	LINING/13X50X3	*	1	1	1	1				
4	1404-117-008-00	SPRING,PRESS/22	*	1	1	1	1				
5	V411-260-010-00	WASHER/M10	*	1	1	1	1				
6	V328-261-110-00	NUT/M10X1.25	*	1	1	1	1				
7	V500-162-502-50	PIN,SPLIT/2.5X25	*	1	1	1	1				
8	1729-116-001-00	PLATE	*	1	1	1	1				
9	1650-116-210-10	ARM COMP	*	1	1	1	1				
10	V411-260-010-00	WASHER/M10	*	1	1	1	1				
11	V500-162-502-00	PIN,SPLIT/2.5X20	*	1	1	1	1				
12	1742-116-220-00	CABLE/ACCELERATOR	*	1	1	1	1				
13	V411-260-006-00	WASHER / M6	*	1	1	1	1				
14	V500-162-001-50	PIN,SPLIT/2 X15	*	1	1	1	1				
15	1560-116-008-30	PIN/6X16	*	1	1	1	1				
16	1742-116-230-00	CABLE/PEDAL ASSY	*	1	1	1	1				
17	V411-260-006-00	WASHER / M6	*	1	1	1	1				
18	V500-162-001-50	PIN,SPLIT/2 X15	*	1	1	1	1				
19	1560-116-008-30	PIN/6X16	*	1	1	1	1				
20	1675-116-001-00	HOLDER	*	1	1	1	1				
21	1568-116-210-00	PEDAL ASSY	*	1	1	1	1				
22	V120-266-001-60	SCREW SEEMS/M6X16	*	2	2	2	2				
23	1729-116-250-00	ROD COMP	*	1	1	1	1				
24	V411-260-006-00	WASHER / M6	*	2	2	2	2				
25	V500-162-001-50	PIN,SPLIT/2 X15	*	2	2	2	2				
26	2143-744-001-00	SPRING/HE060	*	1	1	1	1				
27	V201-260-805-50	BOLT/M 8X55	*	1	1	1	1				
28	V304-260-008-00	NUT	*	1	1	1	1				

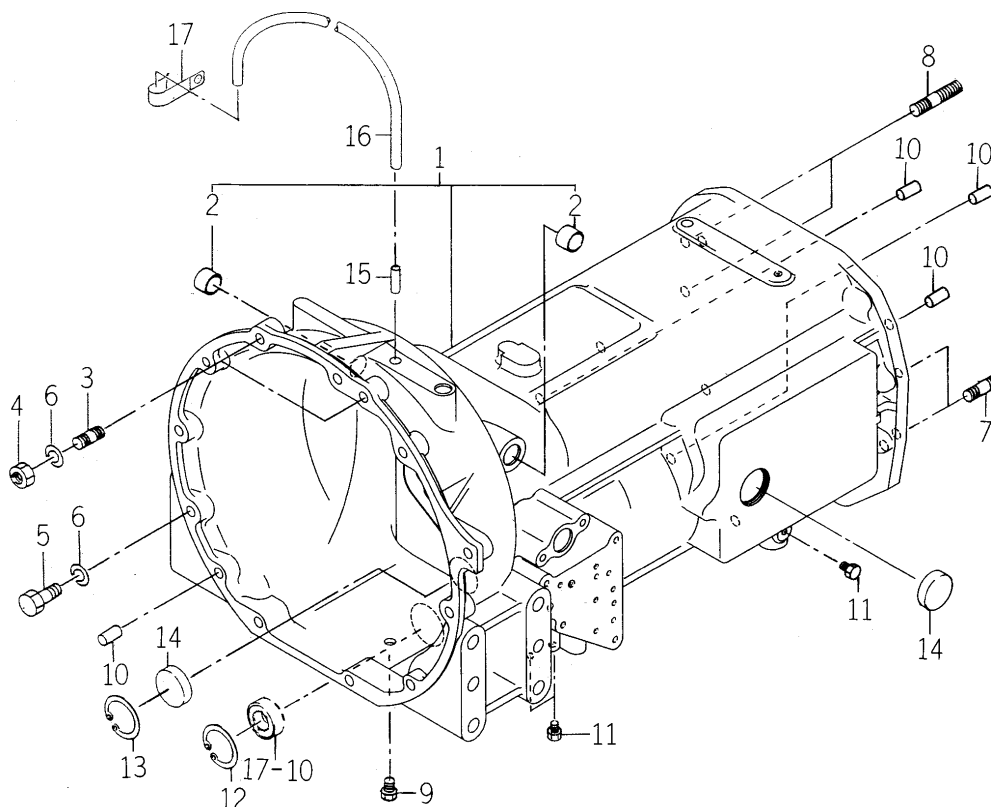
FIG. 8 PEDAL (CLUTCH) SYSTEM



1729-135 -0100,1746-135 -0100

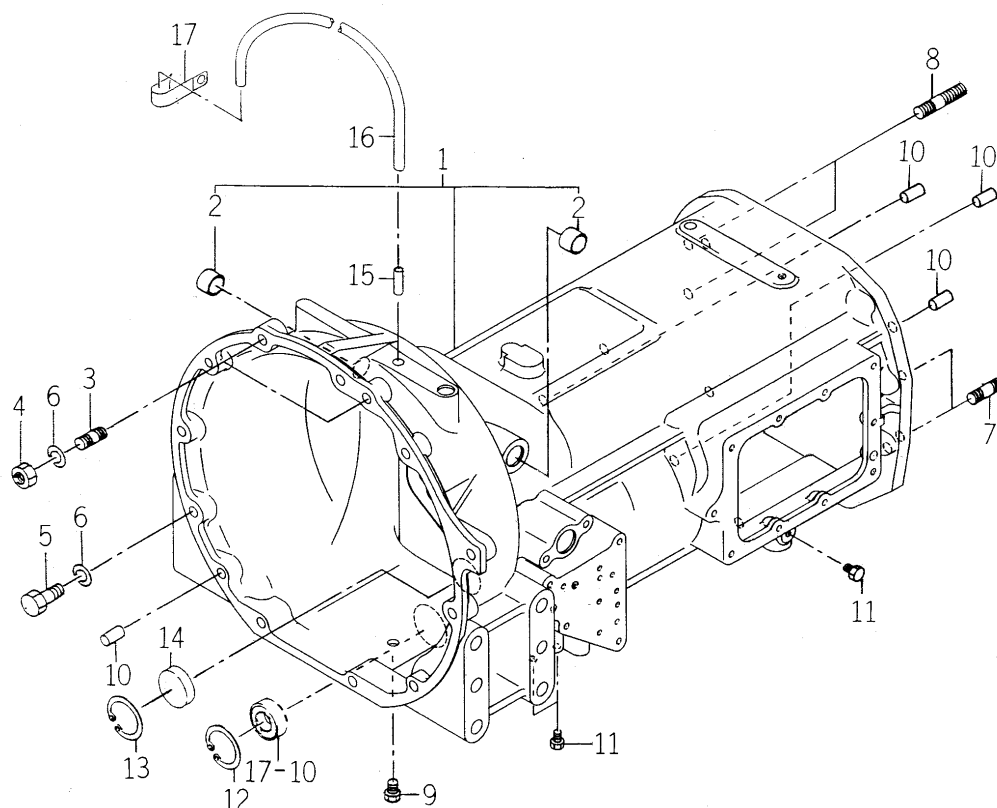
[illegible]

**FIG. 9 CASE (TRANSMISSION/FRONT)
SYSTEM (P TYPE)**

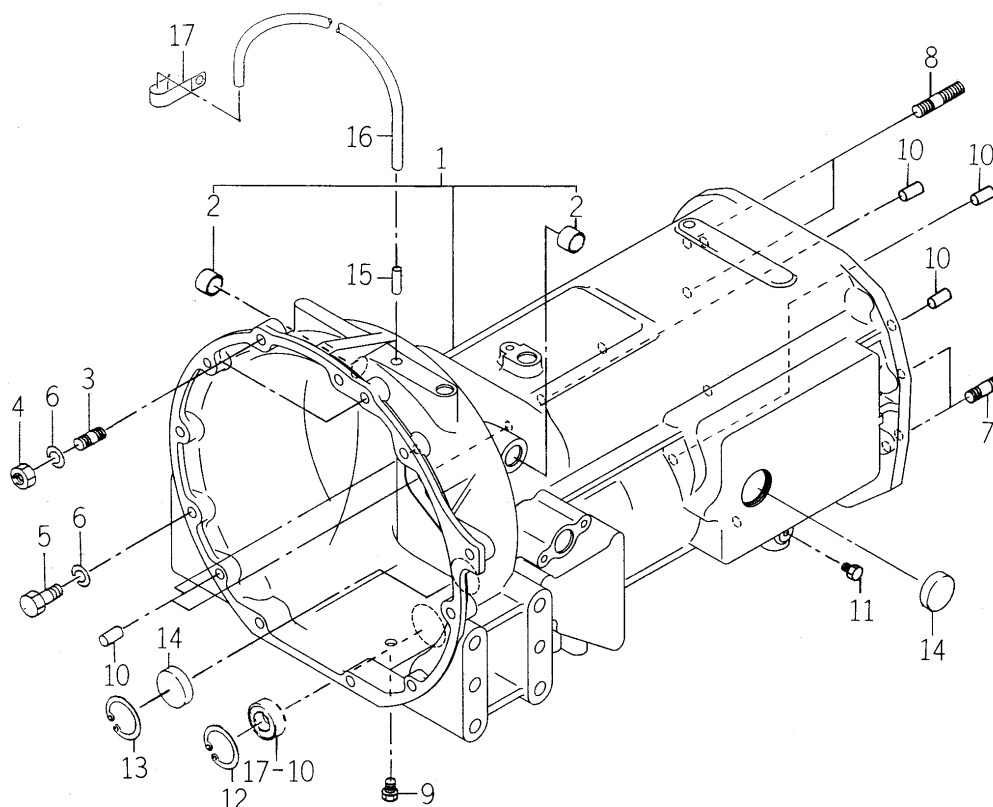


1742-201 -0100

[illegible]

[illegible]

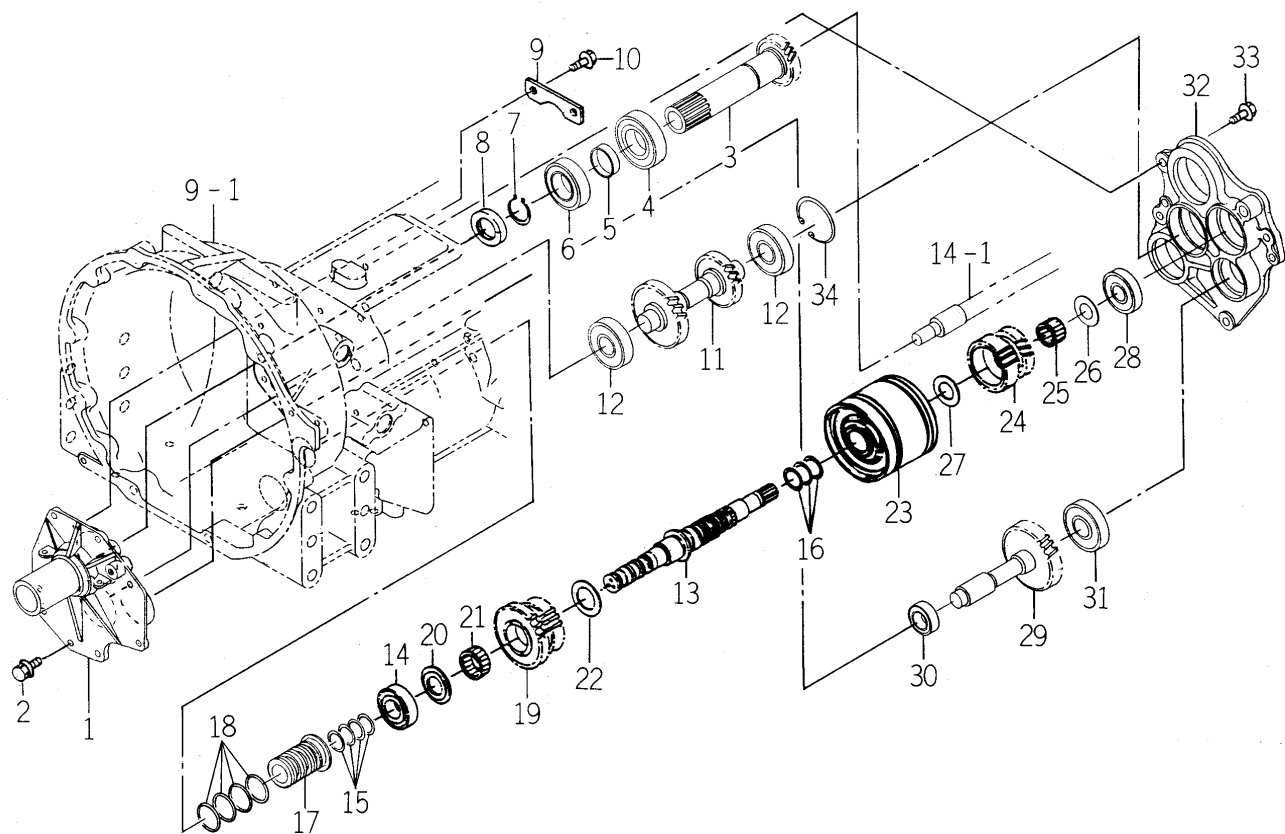
**FIG. 11 CASE (TRANSMISSION/FRONT)
SYSTEM (S TYPE)**



1742-201A-0100

[illegible]

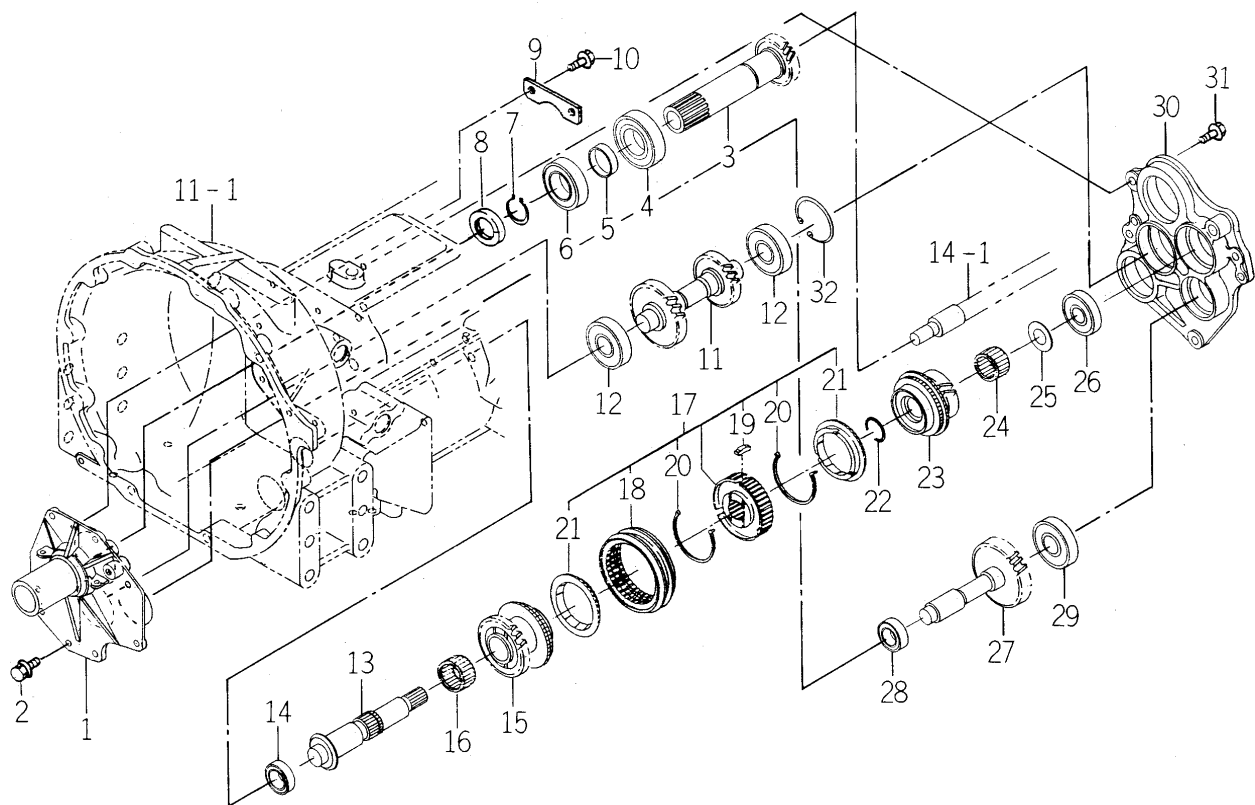
FIG. 12 GEAR (REVERSE) SYSTEM (P,Q TYPE)



1742-203 -0100

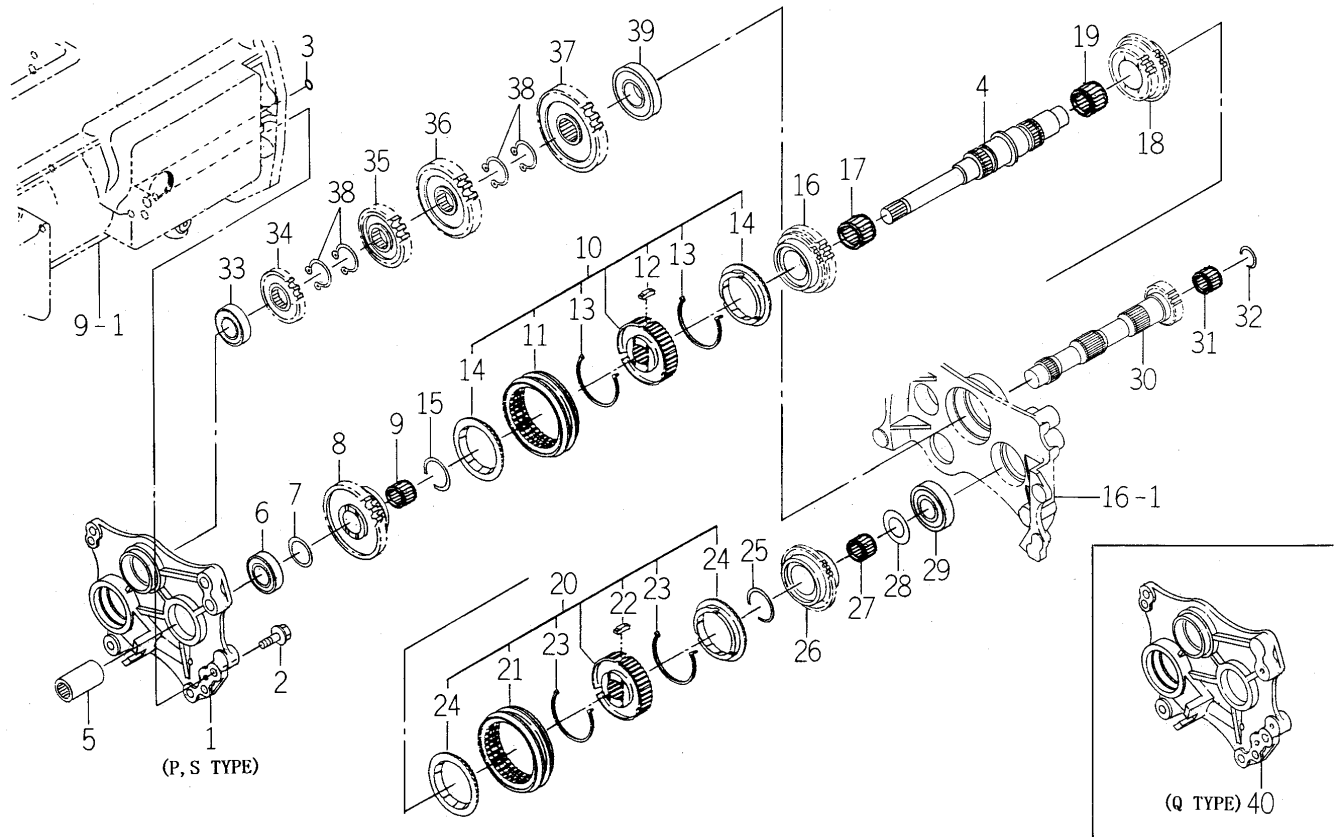
KEY	PART CODE	DESCRIPTION	S P C	TYPE OF MODEL				I T C	C O L	G R P	REMARKS
				TG5330 E4	TG5330 E6	TG5390 E4	TG5390 E6				
1	1742-203-001-00	METAL/INPUT	*	1	1	1	1				
2	V231-360-802-00	FLANGEBOLT	*	8	8	8	8				
3	1742-203-012-10	GEAR/HELICAL/18	*	1	1	1	1				
4	V600-410-620-70	BEARING/BALL	*	1	1	1	1				
5	1742-203-002-00	COLLAR/36X43X10	*	1	1	1	1				
6	V600-410-600-70	BEARING/BALL	*	1	1	1	1				
7	V704-140-035-00	RING,SNAP/35 C	*	1	1	1	1				
8	V744-135-500-80	SEAL,OIL/TC355008	*	1	1	1	1				
9	1560-206-002-40	PLATE	*	1	1	1	1				
10	V231-360-801-60	FLANGEBOLT	*	2	2	2	2				
11	1742-203-003-00	GEAR/27-25	*	1	1	1	1				
12	1729-214-049-00	BEARING/BALL	*	2	2	2	2				
13	1742-203-200-00	SHAFT/REVERSE COMP	*	1	1	1	1				
14	V600-410-620-50	BEARING/BALL	*	1	1	1	1				
15	1575-261-018-00	RING/25	*	4	4	4	4				
16	1650-203-008-00	RING/30	*	3	3	3	3				
17	1742-203-005-00	HUB/25X50X65	*	1	1	1	1				
18	V723-112-003-50	RING/O	*	4	4	4	4				
19	1742-203-004-00	GEAR/HELICAL/23/P	*	1	1	1	1				
20	1650-203-013-00	WASHER/25X46X03	*	1	1	1	1				
21	1716-222-013-00	BEARING/NEEDLE	*	1	1	1	1				
22	1641-217-032-00	WASHER/36X46X02	*	1	1	1	1				
23	1729-203-300-00	CLUTCH/S ASSY	*	1	1	1	1				FIG 130
24	1742-203-014-00	GEAR/HERICAL/23/P	*	1	1	1	1				
25	1740-208-058-00	BEARING/NEEDLE	*	1	1	1	1				
26	1729-215-007-00	WASHER/20X40X03	*	1	1	1	1				
27	1650-203-011-20	WASHER/25X43X02	*	1	1	1	1				
28	V600-410-630-40	BEARING/BALL	*	1	1	1	1				
29	1742-203-013-00	GEAR/HERICAL/32	*	1	1	1	1				
30	1729-214-049-00	BEARING/BALL	*	1	1	1	1				

FIG. 13 GEAR (REVERSE) SYSTEM (S TYPE)



1742-203A-0100

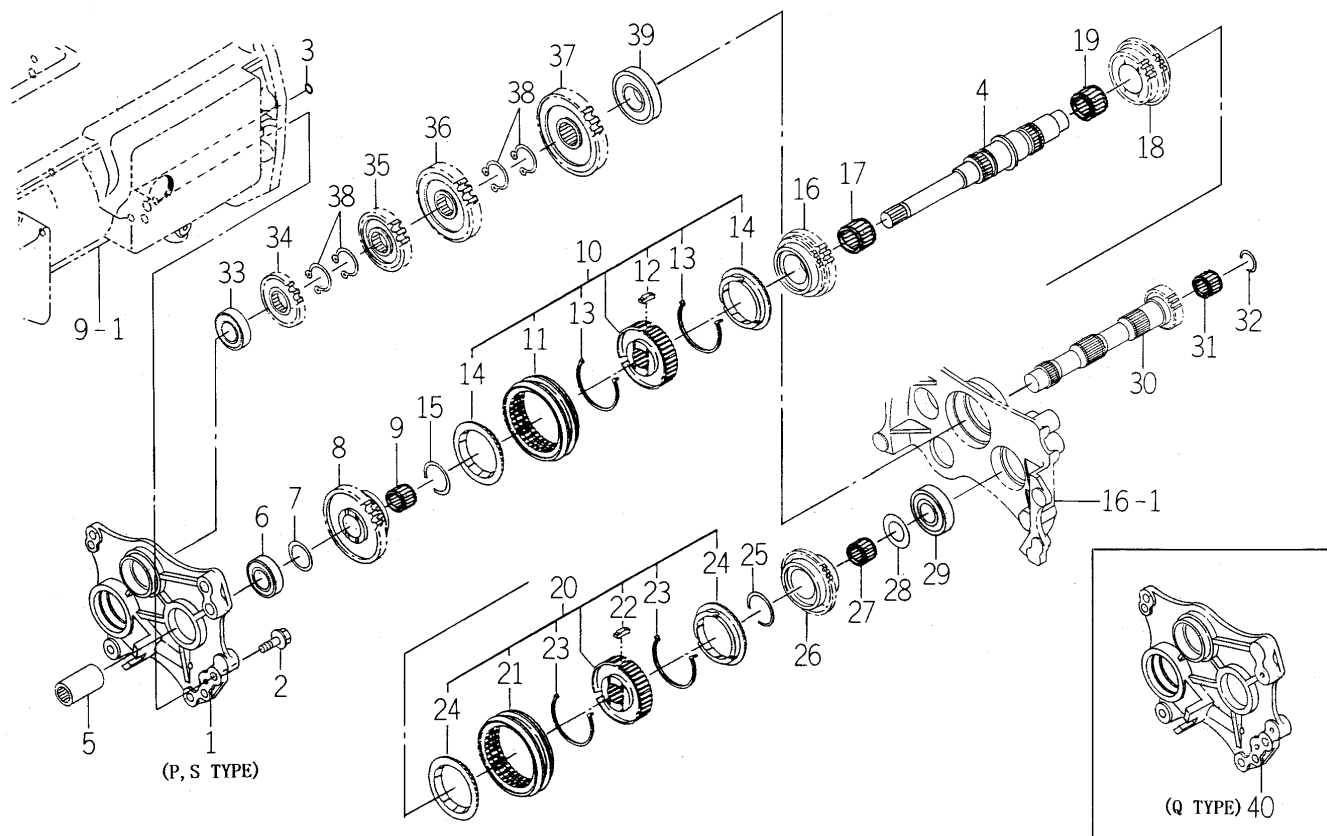
KEY	PART CODE	DESCRIPTION	S P C	TYPE OF MODEL				I T C	C O L	G R P	REMARKS
				TG5330 E4	TG5330 E6	TG5390 E4	TG5390 E6				
1	1742-203-001-00	METAL/INPUT	*	1		1					
2	V231-360-802-00	FLANGEBOLT	*	8		8					
3	1742-203-012-10	GEAR/HELICAL/18	*	1		1					
4	V600-410-620-70	BEARING/BALL	*	1		1					
5	1742-203-002-00	COLLAR/36X43X10	*	1		1					
6	V600-410-600-70	BEARING/BALL	*	1		1					
7	V704-140-035-00	RING,SNAP/35 C	*	1		1					
8	V744-135-500-80	SEAL,OIL/TC355008	*	1		1					
9	1560-206-002-40	PLATE	*	1		1					
10	V231-360-801-60	FLANGEBOLT	*	2		2					
11	1742-203-003-00	GEAR/27-25	*	1		1					
12	1729-214-049-00	BEARING/BALL	*	2		2					
13	1742-203-009-00	SHAFT/REVERSE	*	1		1					
14	V600-410-620-50	BEARING/BALL	*	1		1					
15	1742-203-010-00	GEAR/HERICAL/23	*	1		1					
16	1729-203-004-00	BEARING/NEEDLE	*	1		1					
17	1742-203-230-00	SYNCHRONIZER/30 ASSY	*	1		1					
18	1742-203-232-00	SLEEVE	*	1		1					
19	1627-205-223-00	PIN/INSERT	*	3		3					
20	1650-214-203-00	SPRING	*	2		2					
21	1650-214-204-00	RING/SYNCHRONIZER	*	2		2					
22	1729-203-006-00	RING/SNAP/WR30	*	1		1					
23	1742-203-011-00	GEAR/HERICAL/23	*	1		1					
24	1729-216-006-00	BEARING/NEEDLE	*	1		1					
25	1729-215-007-00	WASHER/20X40X03	*	1		1					
26	V600-410-630-40	BEARING/BALL	*	1		1					
27	1742-203-013-00	GEAR/HERICAL/32	*	1		1					
28	1729-214-049-00	BEARING/BALL	*	1		1					
29	V600-410-600-40	BEARING/BALL	*	1		1					
30	1742-203-006-00	METAL/REVERSE	*	1		1					

FIG. 15 GEAR (MAIN) SYSTEM

1742-214 -0100,1746-214 -0100

KEY	PART CODE	DESCRIPTION	S P C	TYPE OF MODEL				I T C	C O L	G R P	REMARKS
				TG5330 E4	TG5330 E6	TG5390 E4	TG5390 E6				
1	1742-214-200-00	METAL/MAIN COMP	*	1	1	1	1				
2	V231-361-002-50	FLANGE BOLT	*	4	4	4	4				
3	V720-112-401-00	O-RING/P10	*	1	1	1	1				
4	1742-214-001-00	SHAFT/MAIN	*	1	1	1	1				
5	1602-321-004-00	COUPLING/18X30X55	*	1	1	1	1				
6	V600-410-630-40	BEARING/BALL	*	1	1	1	1				
7	1729-215-007-00	WASHER/20X40X03	*	1	1	1	1				
8	1742-214-017-10	GEAR/SPUR/40	*	1	1	1	1				
9	1729-216-006-00	BEARING/NEEDLE	*	1	1	1	1				
10	1742-214-210-00	SYNCHRONIZER/35 ASSY	*	1	1	1	1				
11	1742-203-232-00	SLEEVE	*	1	1	1	1				
12	1627-205-223-00	PIN/INSERT	*	3	3	3	3				
13	1650-214-203-00	SPRING	*	2	2	2	2				
14	1650-214-204-00	RING/SYNCHRONIZER	*	2	2	2	2				
15	1729-214-023-00	RING/SNAP/WR35	*	1	1	1	1				
16	1742-214-003-10	GEAR/SPUR/33	*	1	1	1	1				
17	1729-214-025-00	BEARING/NEEDLE	*	1	1	1	1				
18	1742-214-004-10	GEAR/SPUR/26	*	1	1	1	1				
19	1729-214-025-00	BEARING/NEEDLE	*	1	1	1	1				
20	1742-214-210-00	SYNCHRONIZER/35 ASSY	*	1	1	1	1				
21	1742-203-232-00	SLEEVE	*	1	1	1	1				
22	1627-205-223-00	PIN/INSERT	*	3	3	3	3				
23	1650-214-203-00	SPRING	*	2	2	2	2				
24	1650-214-204-00	RING/SYNCHRONIZER	*	2	2	2	2				
25	1729-214-023-00	RING/SNAP/WR35	*	1	1	1	1				
26	1742-214-005-10	GEAR/SPUR/20	*	1	1	1	1				
27	1729-203-004-00	BEARING/NEEDLE	*	1	1	1	1				
28	1650-203-013-00	WASHER/25X46X03	*	1	1	1	1				
29	1729-214-049-00	BEARING/BALL	*	1	1	1	1				
30	1742-214-006-00	GEAR/SPUR/16	*	1	1	1	1				

FIG. 15 GEAR (MAIN) SYSTEM



1742-214 -0100,1746-214 -0100

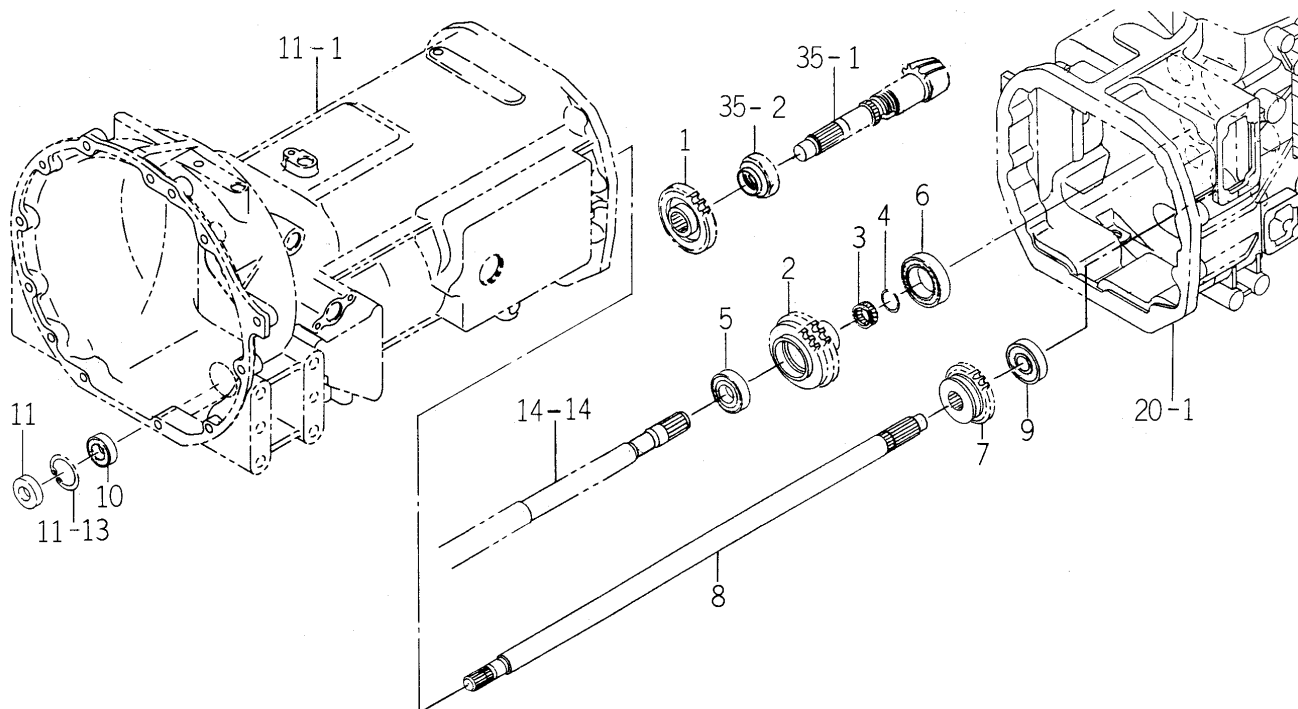
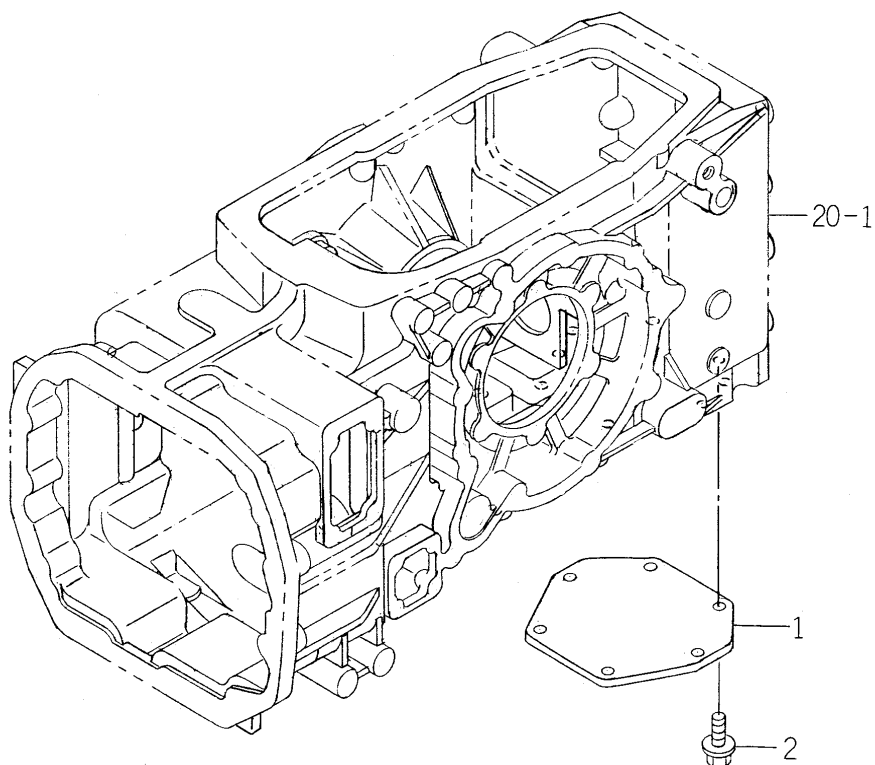
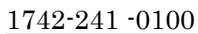


FIG. 19 COVER (MID PTO) SYSTEM



1742-229 -0100

[illegible]

[illegible]

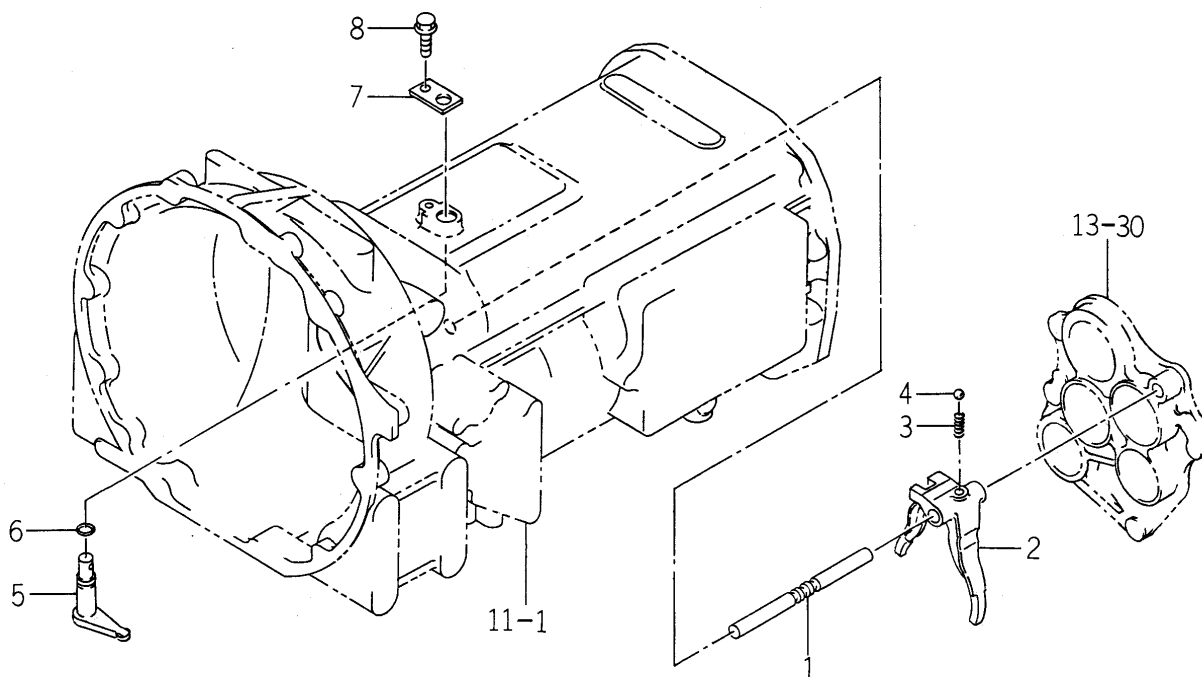
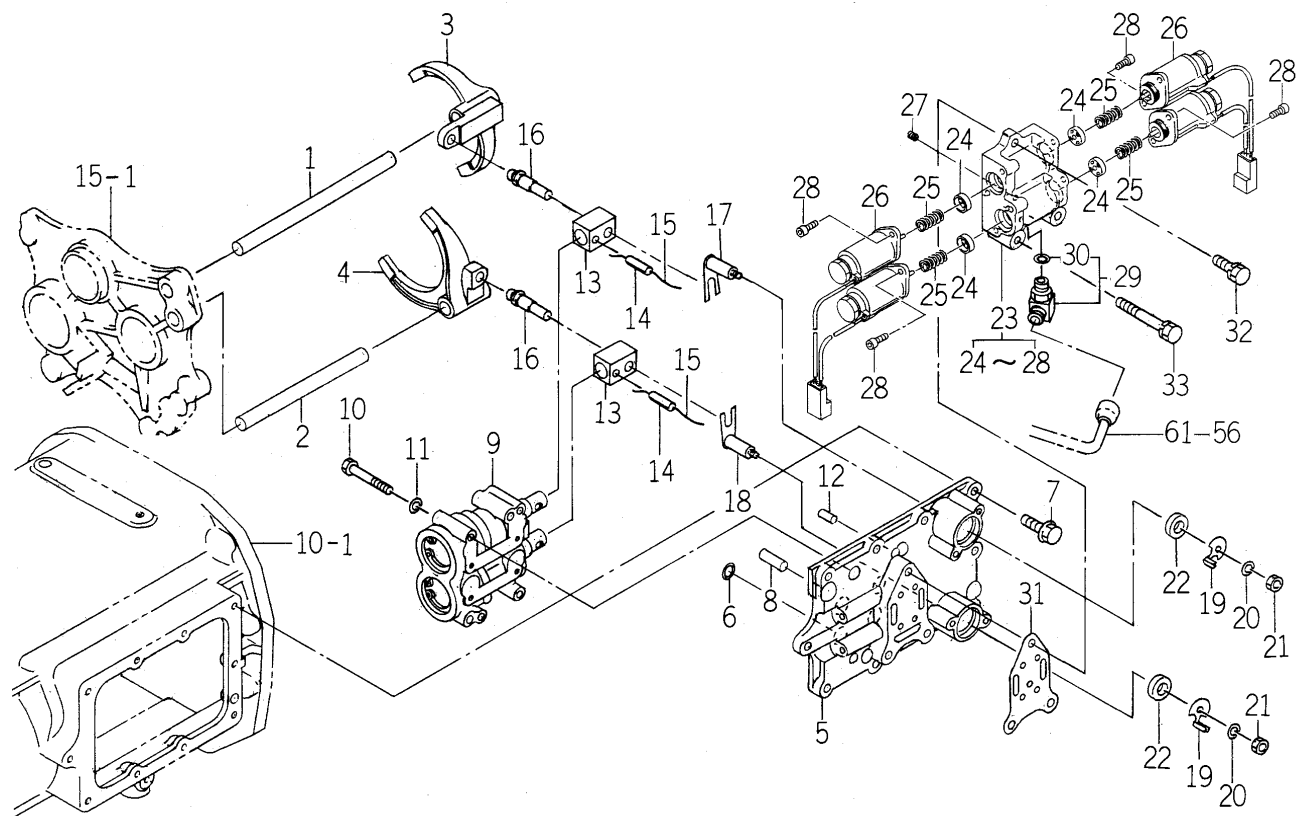
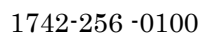
[illegible]

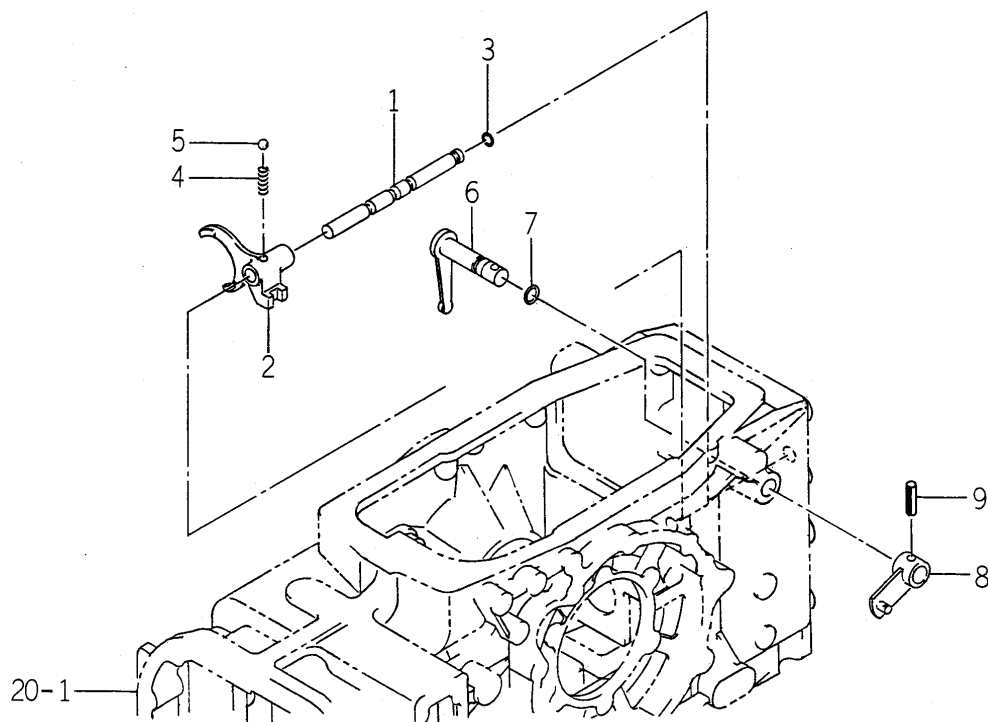
FIG. 23 FORK (SHIFT/MAIN) SYSTEM (Q TYPE)





1746-254 -0100

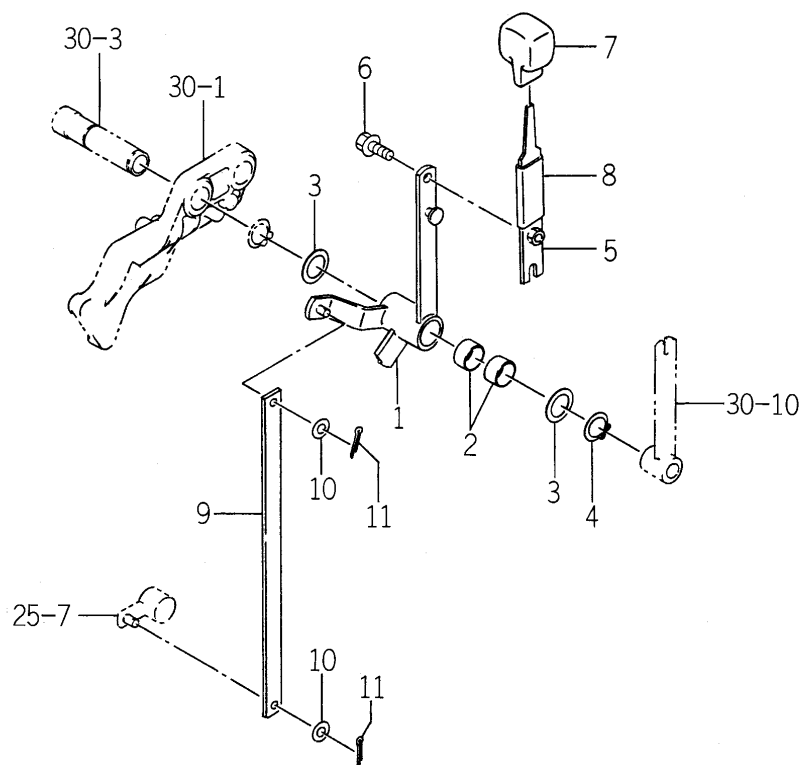
KEY	PART CODE	DESCRIPTION	S P C	TYPE OF MODEL				I T C	C O L	G R P	REMARKS
				TG5330 E4	TG5330 E6	TG5390 E4	TG5390 E6				
1	1746-254-001-00	STAY/SHIFT/1ST	*	1		1					
2	1746-254-002-00	STAY/SHIFT/3RD	*	1		1					
3	1746-254-003-00	FORK/SHIFT/1ST	*	1		1					
4	1746-254-004-00	FORK/SHIFT/3RD	*	1		1					
5	1746-254-220-00	COVER/IQSHIFT COMP	*	1		1					
6	V720-111-900-70	O-RING/P 7	*	4		4					
7	V231-360-802-50	FLANGE BOLT	*	10		10					
8	V523-101-002-40	PIN	*	2		2					
9	K192-003-000-00	PUSH CYLINDER ASSY	*	1		1					FIG 124
10	V200-360-605-50	BOLT	*	4		4					
11	V401-160-006-00	WASHER,SP/M 6	*	4		4					
12	V523-100-801-80	PIN	*	2		2					
13	1729-254-013-00	LINK	*	2		2					
14	V580-140-602-50	PIN,SPRING/6 X25 W	*	2		2					
15		WIRE	*	2		2					
16	1729-254-014-00	PIN/10X49	*	2		2					
17	1746-254-200-00	ARM/SENSOR/1-2 COMP	*	1		1					
18	1746-254-210-00	ARM/SENSOR/3-4 COMP	*	1		1					
19	1690-254-002-00	ARM/PLATE	*	2		2					
20	V401-160-006-00	WASHER,SP/M 6	*	2		2					
21	V301-260-006-00	NUT/M 6	*	2		2					
22	V742-112-250-50	SEAL,OIL/VC12255	*	2		2					
23	K200-116-000-00	VALVE/S ASSY	*	1		1					
24	K200-096-202-00	SPRING/PLATE/03	*	4		4					
25	K200-096-203-00	SPRING/HC020	*	4		4					
26	K200-096-300-00	SOLENOID/03/2 SET	*	2		2					
27	K200-001-005-00	ORIFICE BOLT/1.5	*	1		1					
28	4902-610-423-00	SCREW/SOCKET	*	8		8					
29	1675-510-210-00	ADAPTER/L/PF1/4 ASSY	*	1		1					
30	V720-112-401-10	RING/O	*	1		1					

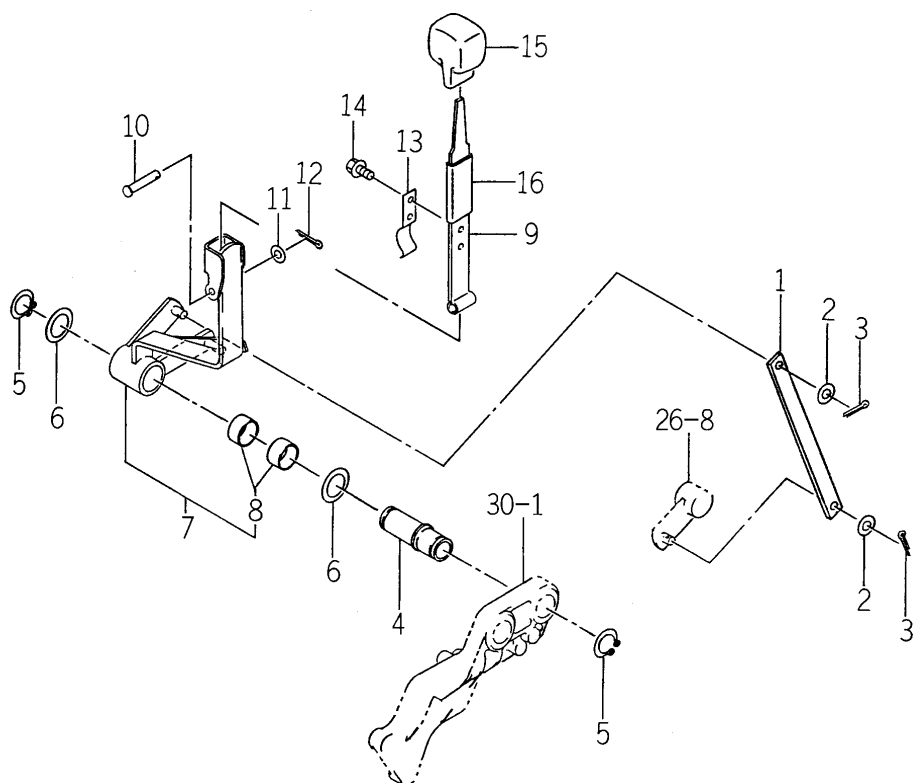
[illegible]

[illegible]

[illegible]

[illegible]

[illegible]




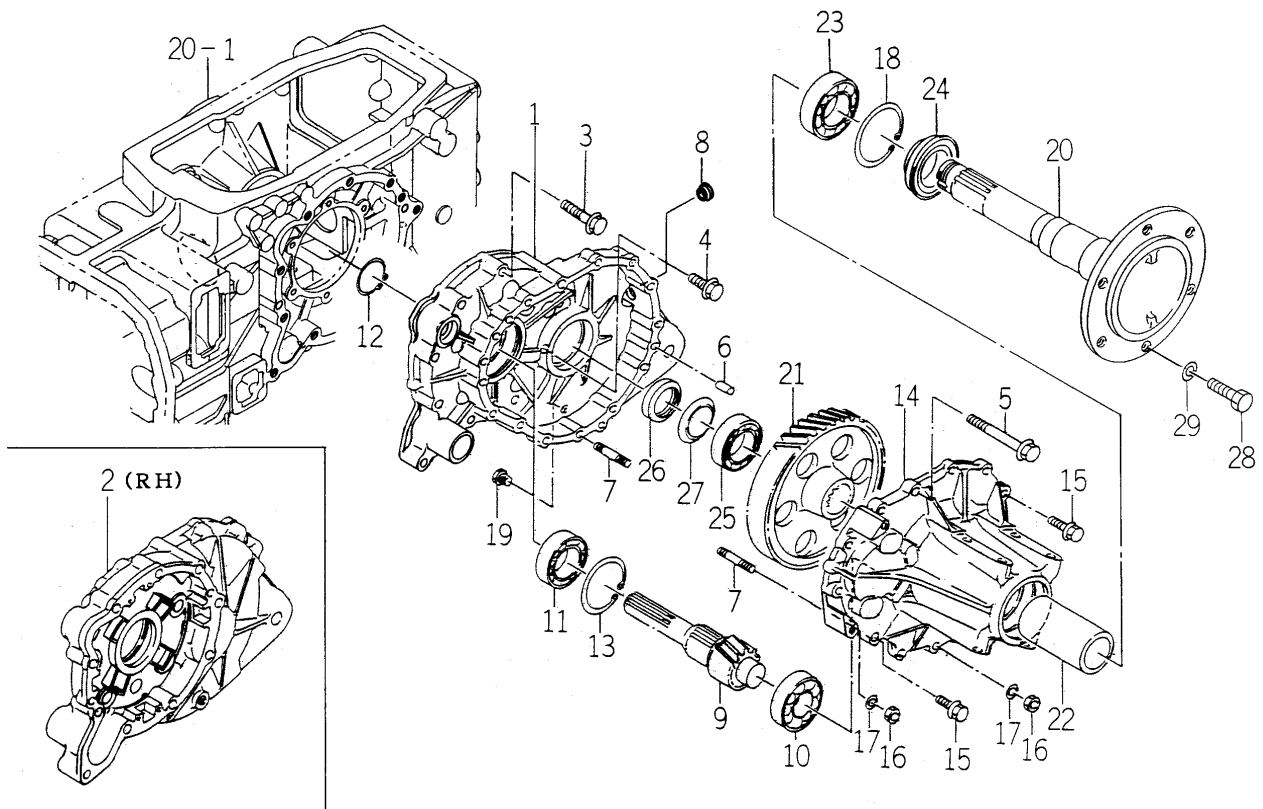
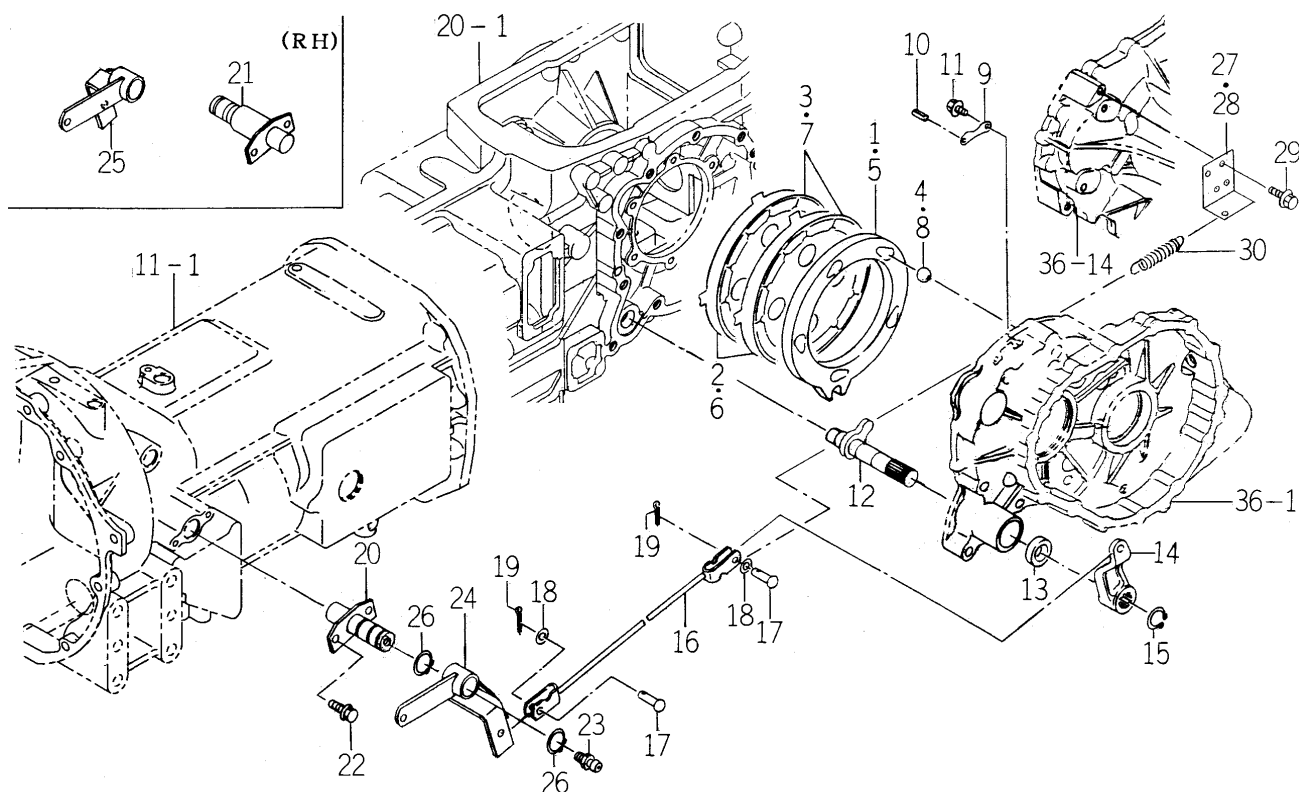
[illegible]

FIG. 36 HOUSING (AXLE/REAR) SYSTEM



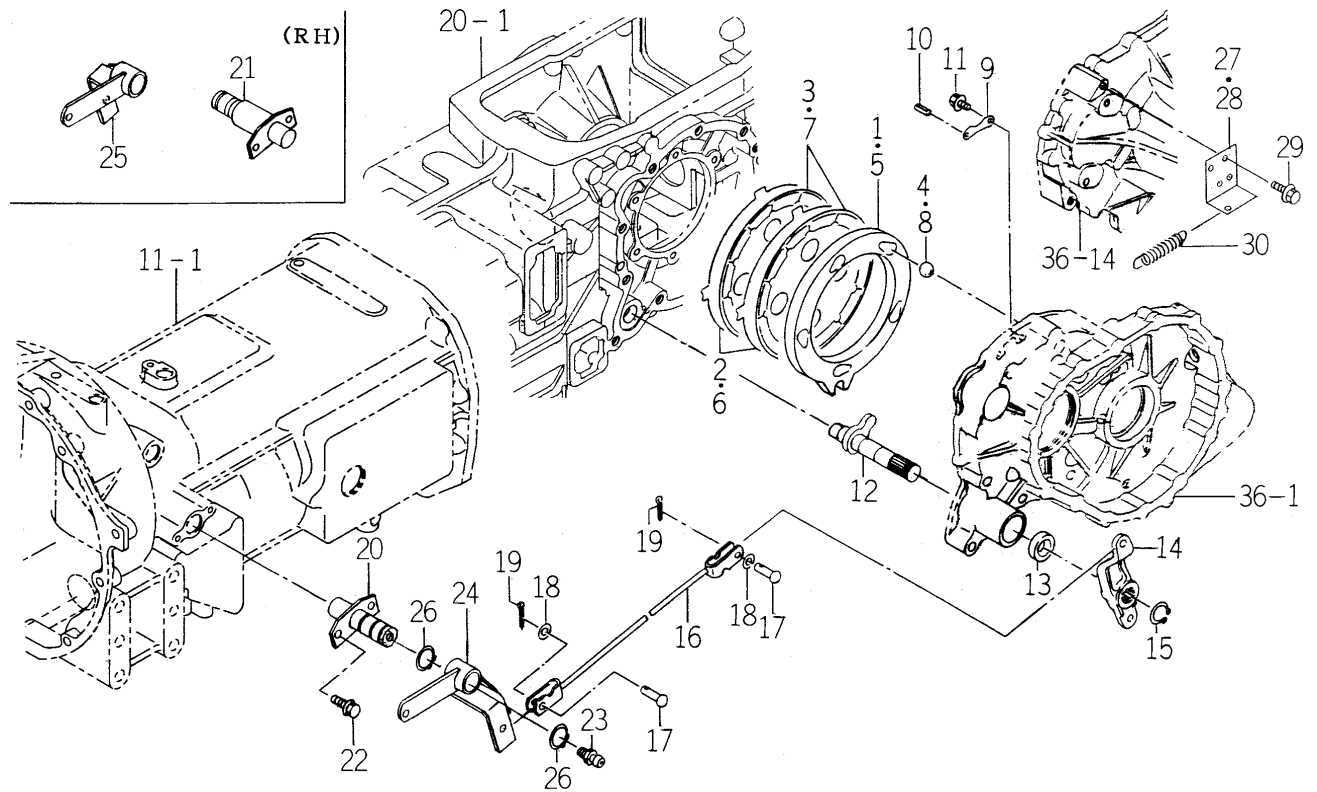
1746-306 -0100

KEY	PART CODE	DESCRIPTION	S P C	TYPE OF MODEL				I T C	C O L	G R P	REMARKS
				TG5330 E4	TG5330 E6	TG5390 E4	TG5390 E6				
1	1742-306-003-00	METAL/SPACER/LH	*	1	1	1	1				
2	1729-306-002-00	METAL/SPACER/RH	*	1	1	1	1				
3	V231-361-206-00	FLANGE BOLT	*	16	16	16	16				
4	V231-361-203-50	FLANGE BOLT	*	2	2	2	2				
5	V231-361-212-00	FLANGE BOLT	*	2	2	2	2				
6	V523-101-002-40	PIN	*	4	4	4	4				
7	V251-341-003-00	BOLT/STUD	*	8	8	8	8				
8	1690-241-003-00	GAUGE/LEBEL	*	1	1	1	1				
9	1729-306-003-00	GEAR/HELICAL/10	*	2	2	2	2				
10	V600-410-630-70	BEARING/BALL	*	2	2	2	2				
11	V600-110-620-90	BEARING,RB/6209	*	2	2	2	2				
12	V706-140-045-00	RING/SNAP	*	2	2	2	2				
13	V707-140-085-00	RING/SNAP	*	2	2	2	2				
14	1650-306-004-30	HOUSING/AXLE	*	2	2	2	2				
15	V231-361-003-00	FLANGE BOLT	*	18	18	18	18				
16	V304-460-010-00	NUT/M10	*	8	8	8	8				
17	V401-160-010-00	WASHER,SP/M10	*	8	8	8	8				
18	V707-140-090-00	RING/SNAP	*	2	2	2	2				
19	V782-160-000-4B	PLUG/SCREW/SEAL	*	2	2	2	2				
20	1654-306-001-00	SHAFT/WHEEL	*	2	2	2	2				
21	1729-306-004-00	GEAR/HERICAL/54	*	2	2	2	2				
22	1650-306-007-00	COLLAR/120	*	2	2	2	2				
23	V600-110-621-00	BEARING,RB/6210	*	2	2	2	2				
24	1650-306-200-00	SEAL/OIL ASSY	*	2	2	2	2				
25	V600-110-620-90	BEARING,RB/6209	*	2	2	2	2				
26	V670-200-009-00	NUT,ADAPTER/AN09	*	2	2	2	2				
27	V671-400-009-00	WASHER	*	2	2	2	2				
28	V201-361-603-00	BOLT	*	12	12	12	12				
29	V401-160-016-00	WASHER,SP/M16	*	12	12	12	12				

FIG. 38 BRAKE SYSTEM (E6 TYPE)

1742-310-0100

KEY	PART CODE	DESCRIPTION	S P C	TYPE OF MODEL				I T C	C O L	G R P	REMARKS
				TG5330 E4	TG5330 E6	TG5390 E4	TG5390 E6				
1	1729-310-201-10	PLATE/PRESSURE/LH	*		1		1				
2	1729-310-202-00	PLATE/SEPARATER	*		2		2				
3	1729-310-203-00	PLATE/FRICTION	*		2		2				
4	1650-310-204-00	STEELBALL	*		5		5				
5	1729-310-211-10	PLATE/PRESSURE/RH	*		1		1				
6	1729-310-202-00	PLATE/SEPARATER	*		2		2				
7	1729-310-203-00	PLATE/FRICTION	*		2		2				
8	1650-310-204-00	STEELBALL	*		5		5				
9	1614-306-007-00	PLATE	*		4		4				
10	V580-140-501-60	PIN,SP.(W)/5.0X16	*		4		4				
11	V230-360-601-00	FLANGEBOLT	*		4		4				
12	1729-310-220-10	CAM/BRAKE COMP	*		2		2				
13	V744-122-350-80	SEAL,OIL/TC22358	*		2		2				
14	1614-312-001-00	ARM/BRAKE	*		2		2				
15	V704-140-022-00	RING,SNAP/22 C	*		2		2				
16	1742-310-200-00	ROD/FORK COMP	*		2		2				
17	1404-312-006-00	PIN,YOKE A	*		4		4				
18	V411-260-008-00	WASHER,PL/M 8	*		6		6				
19	V500-162-002-00	PIN,SPLIT/2 X20	*		4		4				
20	1560-310-210-40	PIN COMP	*		1		1				
21	1734-310-270-00	PIN/BRAKE COMP	*		1		1				
22	V231-360-801-60	FLANGEBOLT	*		4		4				
23	V763-150-000-00	NIPPLE,GREASE/PT1/8	*		2		2				
24	1729-310-260-00	ARM/BRAKE/LH COMP	*		1		1				
25	1729-310-270-00	ARM/BRAKE/RH COMP	*		1		1				
26	V704-140-025-00	RING,SNAP/25 C	*		4		4				
27	1729-310-001-00	PLATE/LH	*		1		1				
28	1729-310-002-00	PLATE/RH	*		1		1				
29	V231-360-801-60	FLANGEBOLT	*		4		4				
30	1650-135-002-00	SPRING/HE095	*		2		2				

FIG. 39 BRAKE SYSTEM (E4 TYPE)

1742-310A-0100

KEY	PART CODE	DESCRIPTION	S P C	TYPE OF MODEL				I T C	C O L	G R P	REMARKS
				TG5330 E4	TG5330 E6	TG5390 E4	TG5390 E6				
1	1729-310-201-10	PLATE/PRESSURE/LH	*	1		1					
2	1729-310-202-00	PLATE/SEPARATER	*	2		2					
3	1729-310-203-00	PLATE/FRICTION	*	2		2					
4	1650-310-204-00	STEELBALL	*	5		5					
5	1729-310-211-10	PLATE/PRESSURE/RH	*	1		1					
6	1729-310-202-00	PLATE/SEPARATER	*	2		2					
7	1729-310-203-00	PLATE/FRICTION	*	2		2					
8	1650-310-204-00	STEELBALL	*	5		5					
9	1614-306-007-00	PLATE	*	4		4					
10	V580-140-501-60	PIN,SP.(W)/5.0X16	*	4		4					
11	V230-360-601-00	FLANGE BOLT	*	4		4					
12	1729-310-220-10	CAM/BRAKE COMP	*	2		2					
13	V744-122-350-80	SEAL,OIL/TC22358	*	2		2					
14	1742-310-001-00	ARM/BRAKE	*	2		2					
15	V704-140-022-00	RING,SNAP/22 C	*	2		2					
16	1742-310-200-00	ROD/FORK COMP	*	2		2					
17	1404-312-006-00	PIN,YOKE A	*	4		4					
18	V411-260-008-00	WASHER,PL/M 8	*	6		6					
19	V500-162-002-00	PIN,SPLIT/2 X20	*	4		4					
20	1560-310-210-40	PIN COMP	*	1		1					
21	1734-310-270-00	PIN/BRAKE COMP	*	1		1					
22	V231-360-801-60	FLANGE BOLT	*	4		4					
23	V763-150-000-00	NIPPLE,GREASE/PT1/8	*	2		2					
24	1729-310-260-00	ARM/BRAKE/LH COMP	*	1		1					
25	1729-310-270-00	ARM/BRAKE/RH COMP	*	1		1					
26	V704-140-025-00	RING,SNAP/25 C	*	4		4					
27	1729-310-001-00	PLATE/LH	*	1		1					
28	1729-310-002-00	PLATE/RH	*	1		1					
29	V231-360-801-60	FLANGE BOLT	*	4		4					
30	1650-135-002-00	SPRING/HE095	*	2		2					

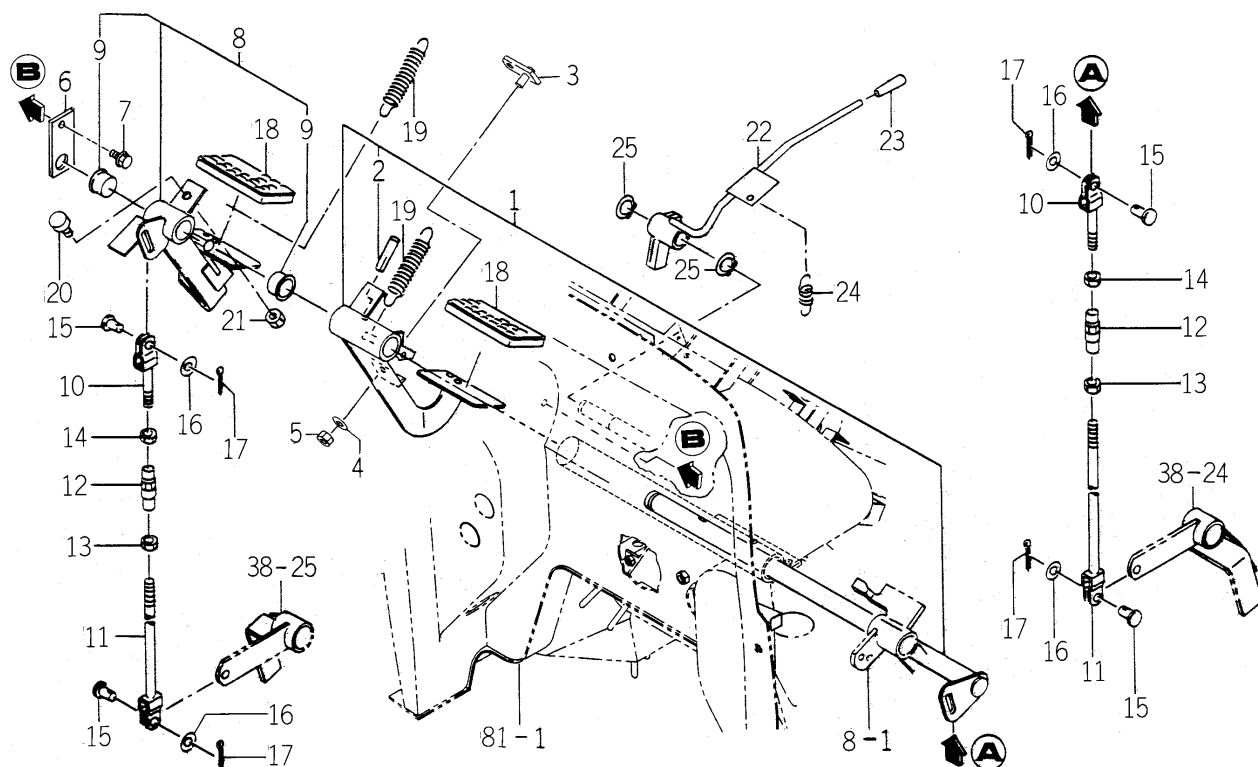
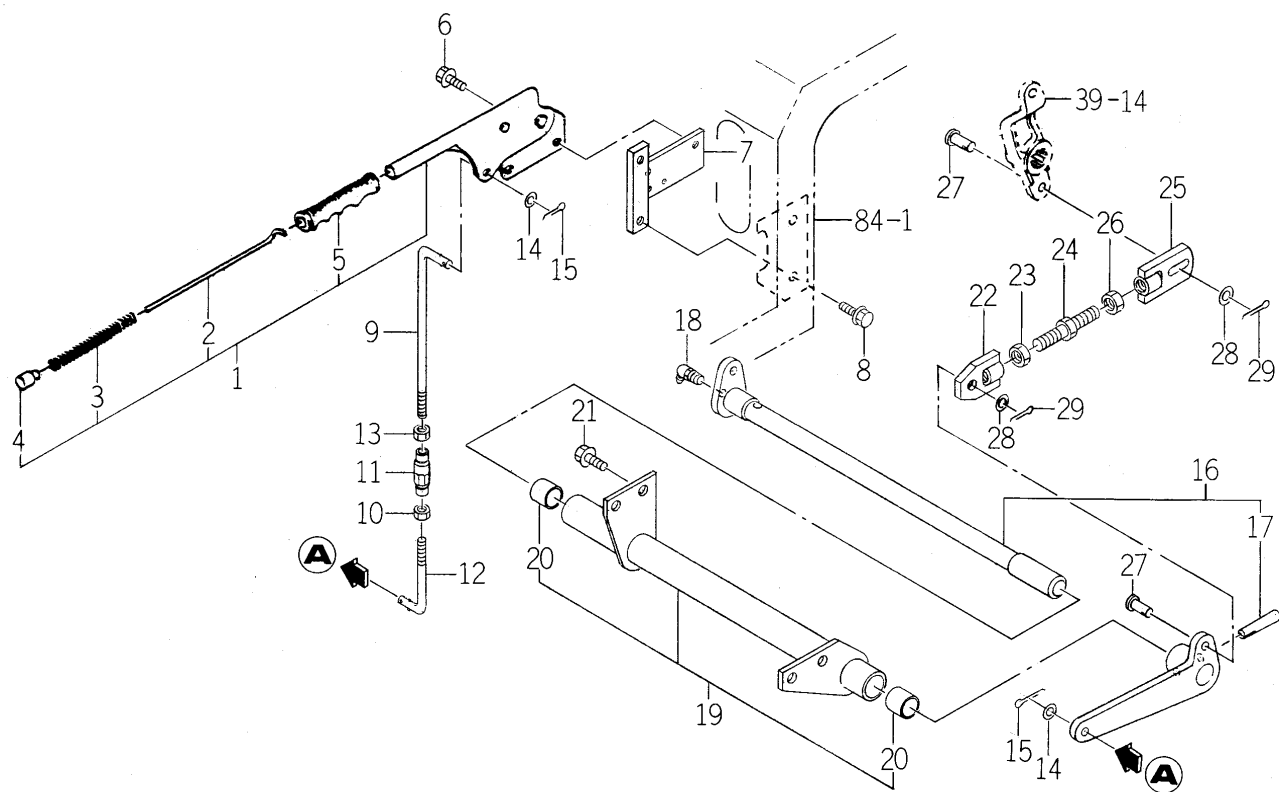
[illegible]

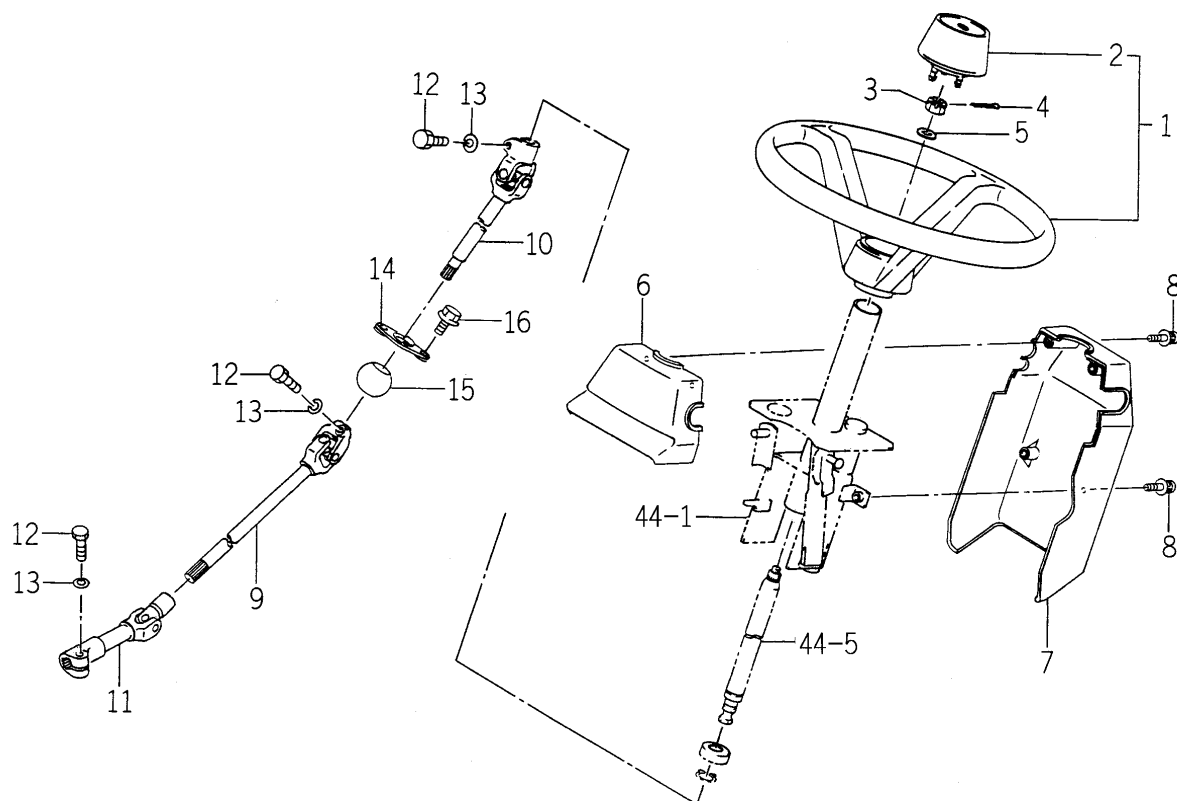
FIG. 42 BRAKE (PARKING) SYSTEM (E4 TYPE)



1746-313 -0100

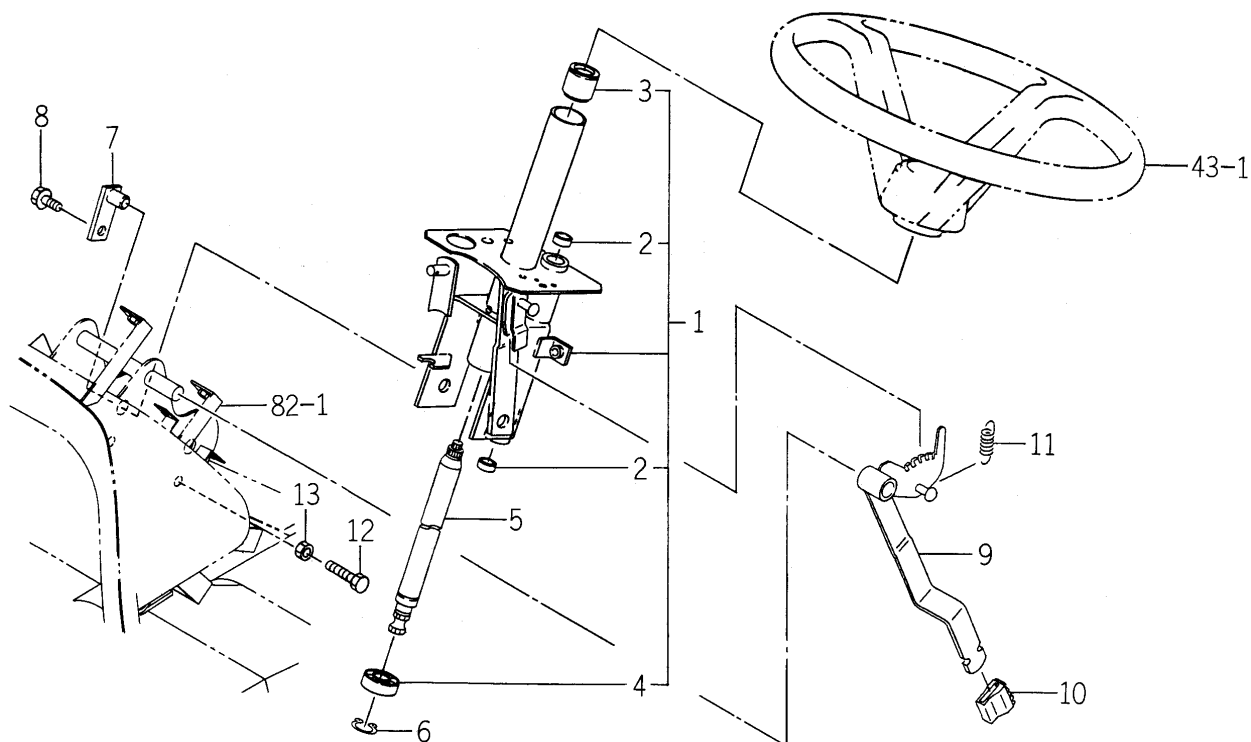
KEY	PART CODE	DESCRIPTION	S P C	TYPE OF MODEL				I T C	C O L	G R P	REMARKS
				TG5330 E4	TG5330 E6	TG5390 E4	TG5390 E6				
1	1740-313-300-00	LEVER/PARKING ASSY	*	1		1					
2	1442-313-202-00	ROD	*	1		1					
3	1444-328-273-00	SPRING	*	1		1					
4	1444-328-272-00	BUTTON	*	1		1					
5	1740-313-301-00	GRIP/ORANGE	*	1		1					
6	V231-360-801-60	FLANGE BOLT	*	2		2					
7	1746-313-200-10	BRACKET/PARKING COMP	*	1		1					
8	V231-361-001-60	FLANGE BOLT	*	2		2					
9	1746-313-001-10	ROD/LH/M08X205	*	1		1					
10	1560-132-007-30	NUT/M8	*	1		1					
11	1444-122-002-00	TURNBUCKLE/M8	*	1		1					
12	1594-314-001-00	ROD/90 RH	*	1		1					
13	V304-260-008-00	NUT	*	1		1					
14	V411-260-008-00	WASHER, PL/M 8	*	2		2					
15	V500-162-002-00	PIN, SPLIT/2 X20	*	2		2					
16	1746-313-210-00	ARM/BRAKE SET	*	1		1					
17	V511-100-805-00	PIN, TAPER/8X50	*	1		1					
18	V763-150-000-00	NIPPLE, GREASE/PT1/8	*	1		1					
19	1746-313-240-00	BRACKET/PARKING ASSY	*	1		1					
20	3664-540-001-00	BUSH/22X25X20	*	2		2					
21	V231-361-002-00	FLANGE BOLT	*	4		4					
22	1746-313-260-00	PLATE/PARKING/A COMP	*	2		2					
23	V304-260-012-00	NUT/M12	*	2		2					
24	1746-313-002-00	ROD/M12X80	*	2		2					
25	1746-313-270-00	PLATE/PARKING/B COMP	*	2		2					
26	3640-432-006-00	NUT/M12/LH	*	2		2					
27	1627-122-008-00	PIN/10X25	*	4		4					
28	V411-260-010-00	WASHER/M10	*	4		4					
29	V500-162-502-00	PIN, SPLIT/2.5X20	*	4		4					

FIG. 43 WHEEL (STEERING) SYSTEM



1746-401 -0100

[illegible]

[illegible]

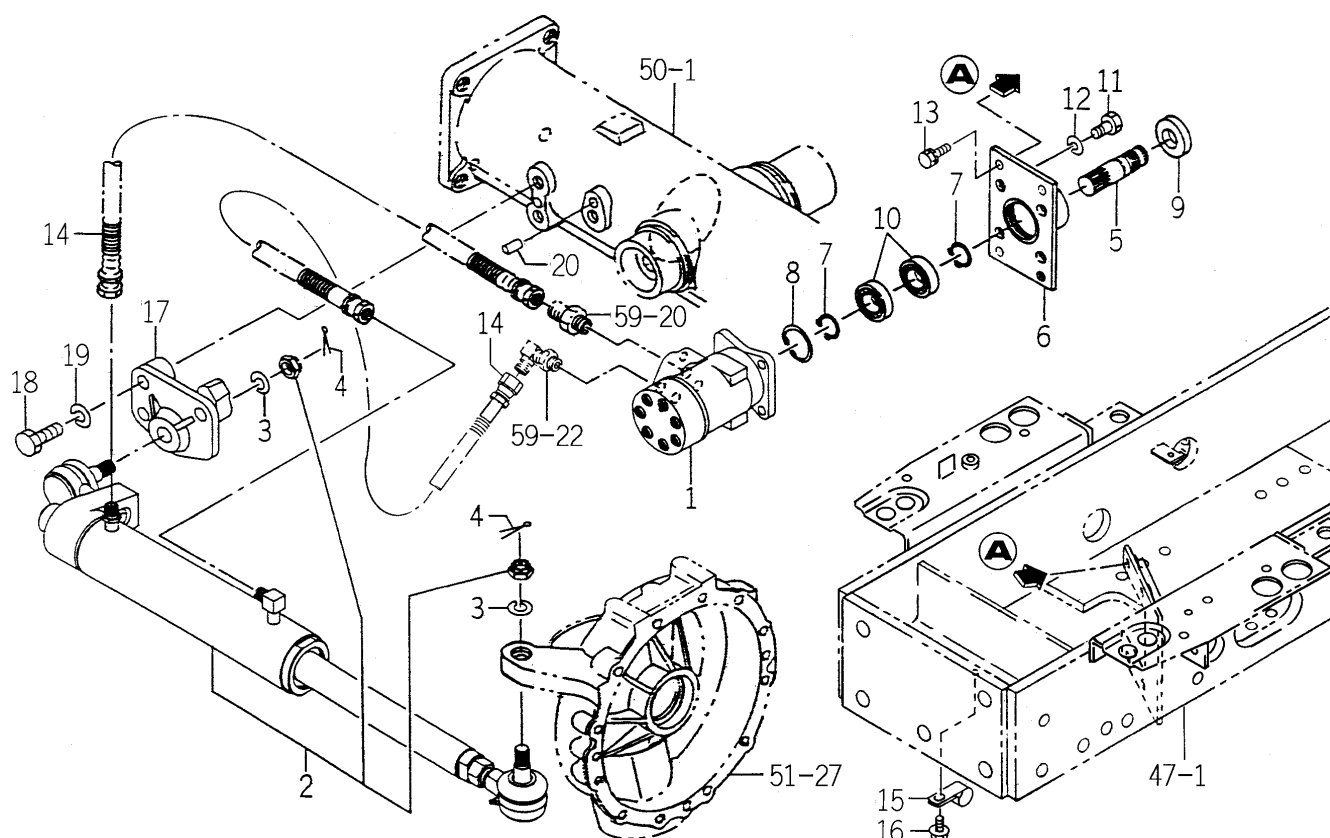
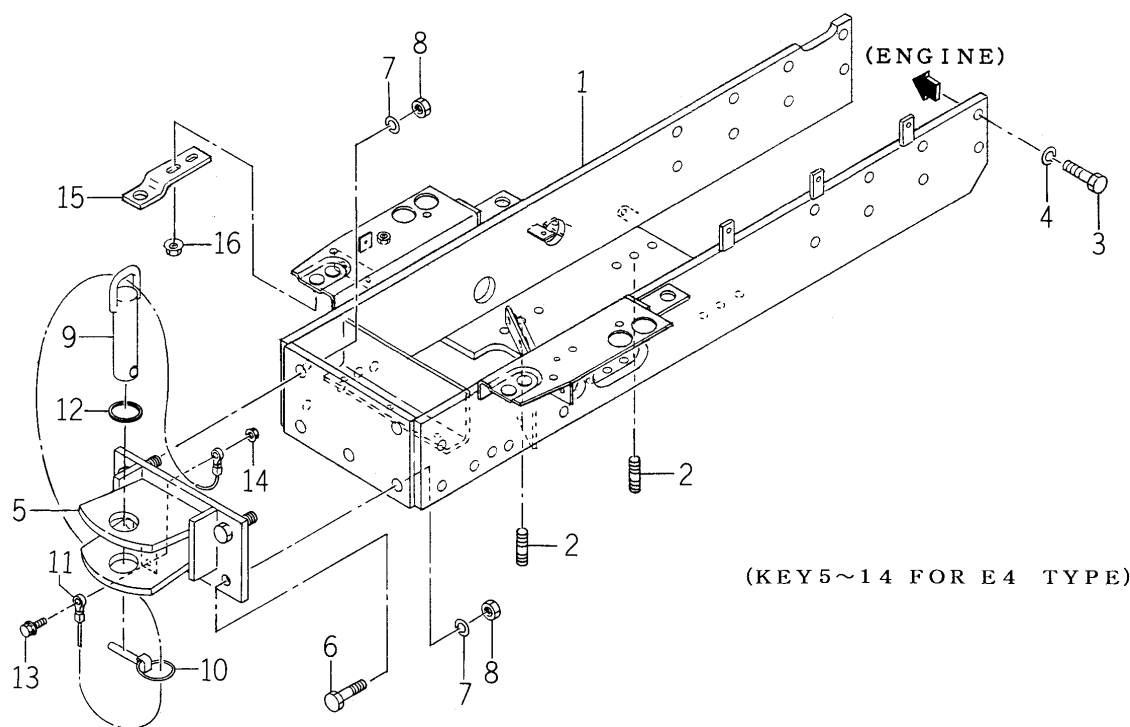
[illegible]

FIG. 47 BRACKET (AXLE) SYSTEM



(KEY 5~14 FOR E4 TYPE)

1746-410A-,1746-410 -0100

[illegible]

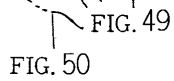
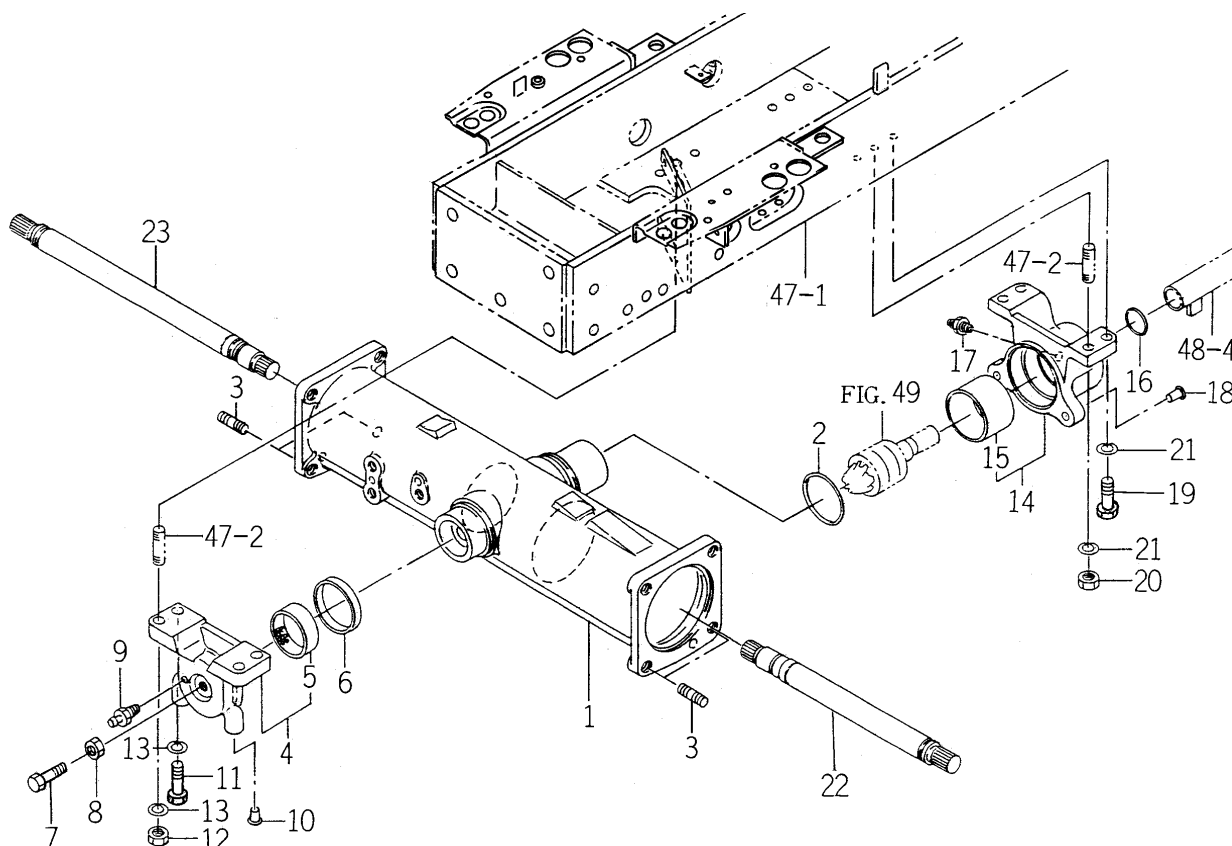
[illegible]

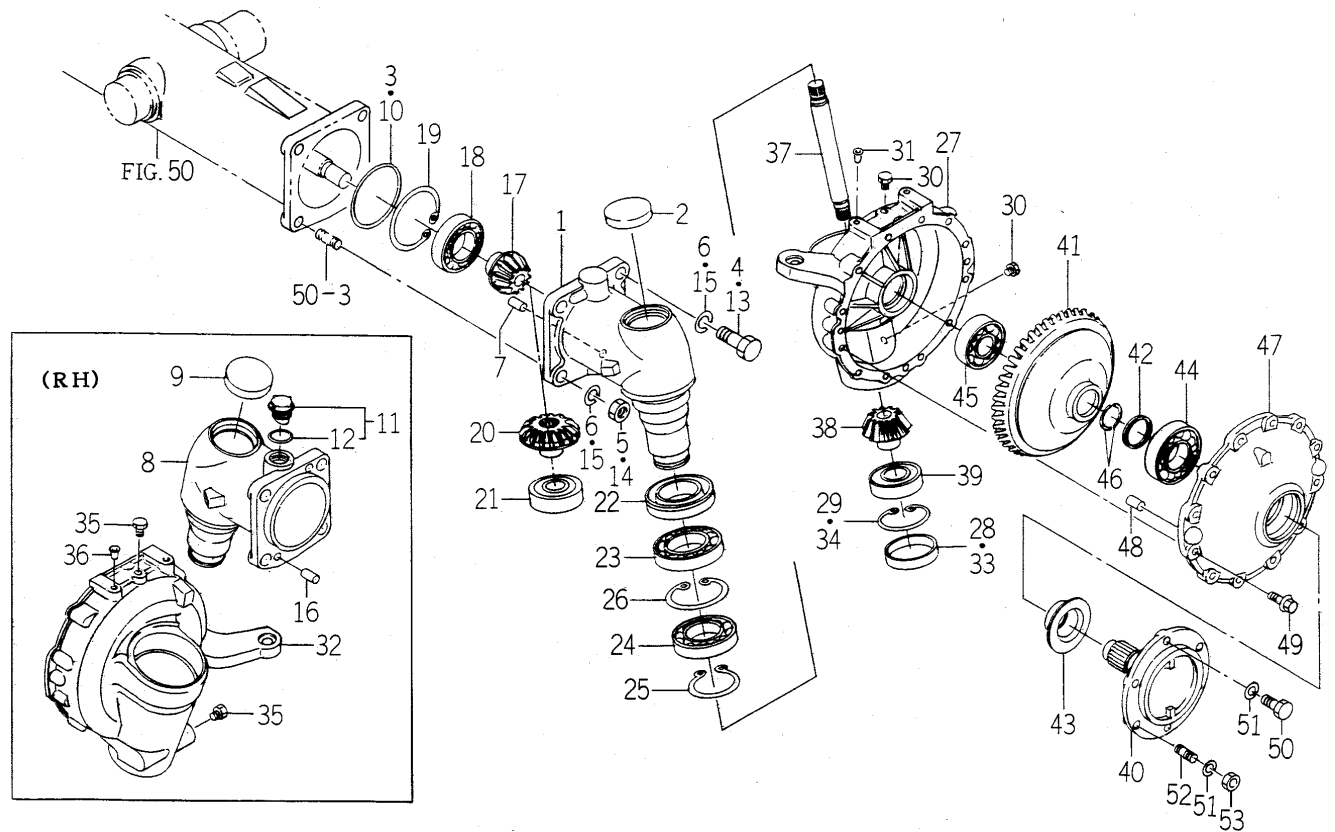
FIG. 50 HOUSING (AXLE/FRONT) SYSTEM



1742-433 -0100

[illegible]

FIG. 51 CASE (GEAR/FRONT) SYSTEM



1746-434 -0100

KEY	PART CODE	DESCRIPTION	S P C	TYPE OF MODEL				I T C	C O L	G R P	REMARKS
				TG5330 E4	TG5330 E6	TG5390 E4	TG5390 E6				
1	1729-434-001-00	CASE/FINAL/LH	*	1	1	1	1				
2	1650-434-003-00	PLUG/SEAL/65	*	1	1	1	1				
3	V721-103-111-00	O-RING/G110	*	1	1	1	1				
4	V201-361-404-00	BOLT/M14X40	*	2	2	2	2				
5	V304-460-014-00	NUT/M14	*	2	2	2	2				
6	V401-160-014-00	WASHER,SP/M14	*	4	4	4	4				
7	V523-101-002-40	PIN	*	1	1	1	1				
8	1729-434-002-00	CASE/FINAL/RH	*	1	1	1	1				
9	1650-434-003-00	PLUG/SEAL/65	*	1	1	1	1				
10	V721-103-111-00	O-RING/G110	*	1	1	1	1				
11	1518-432-250-00	CAP,OIL ASSY	*	1	1	1	1				
12	1518-306-203-00	PACKING	*	1	1	1	1				
13	V201-361-404-00	BOLT/M14X40	*	2	2	2	2				
14	V304-460-014-00	NUT/M14	*	2	2	2	2				
15	V401-160-014-00	WASHER,SP/M14	*	4	4	4	4				
16	V523-101-002-40	PIN	*	1	1	1	1				
17	1650-434-004-00	GEAR/BEVEL/11	*	2	2	2	2				
18	V600-410-620-80	BEARING/BALL	*	2	2	2	2				
19	V707-140-080-00	RING/SNAP	*	2	2	2	2				
20	1650-434-005-00	GEAR/BEVEL/17	*	2	2	2	2				
21	1560-206-003-00	BEARING/BALL	*	2	2	2	2				
22	1729-434-005-00	SEAL/OIL ASSY	*	2	2	2	2				
23	V600-110-601-30	BEARING,RB/6013	*	2	2	2	2				
24	V600-110-601-00	BEARING,RB/6010	*	2	2	2	2				
25	V706-140-050-00	RING/SNAP	*	2	2	2	2				
26	V707-140-080-00	RING/SNAP	*	2	2	2	2				
27	1742-434-002-00	CASE/FINAL/LH	*	1	1	1	1				
28	1650-434-015-00	PLUG/SEAL/72X08	*	1	1	1	1				
29	V707-140-072-00	RING/SNAP	*	1	1	1	1				
30	V782-160-000-4B	PLUG/SCREW/SEAL	*	2	2	2	2				


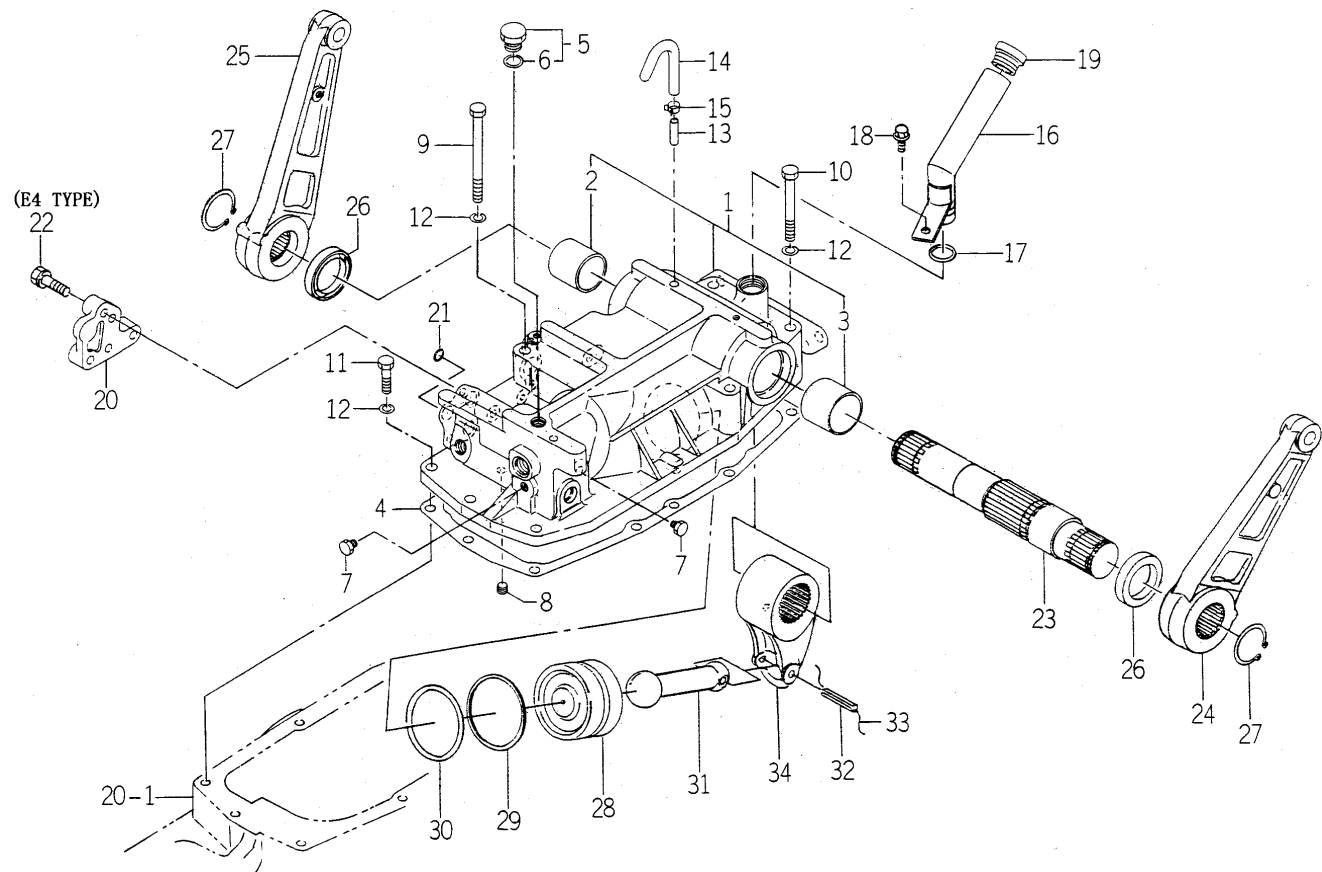
[illegible]

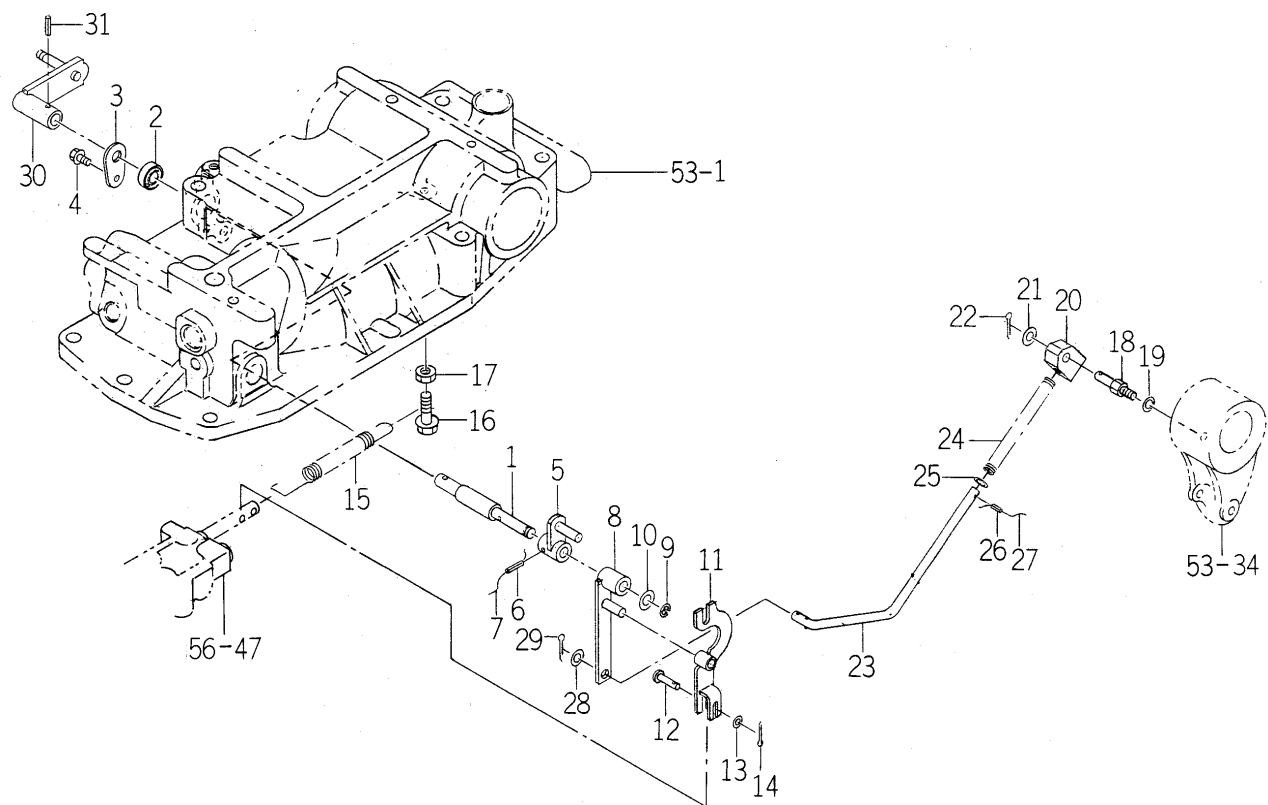
FIG. 53 CYLINDER CASE SYSTEM



1742-501A-,1742-501 -0100

KEY	PART CODE	DESCRIPTION	S P C	TYPE OF MODEL				I T C	C O L	G R P	REMARKS
				TG5330 E4	TG5330 E6	TG5390 E4	TG5390 E6				
1	1742-501-200-00	CASE/CYLINDER ASSY	*	1	1	1	1				
2	1560-501-202-00	BUSH/45X50X42	*	1	1	1	1				
3	1560-501-203-00	BUSH/50X55X42	*	1	1	1	1				
4	1729-501-008-10	GASKET/CASE/CYLINDER	*	1	1	1	1				
5	1725-203-210-00	PLUG/G3/8 ASSY	*	1	1	1	1				
6	V720-112-401-40	O-RING/P14	*	1	1	1	1				
7	V782-160-000-4T	PLUG/SCREW/SEAL	*	2	2	2	2				
8	V780-140-000-4T	PLUG/SCREW/SEAL	*	1	1	1	1				
9	V201-361-212-00	BOLT	*	1	1	1	1				
10	V201-361-209-00	BOLT	*	4	4	4	4				
11	V201-361-203-50	BOLT/M12X35	*	4	4	4	4				
12	V401-160-012-00	WASHER,SP/M12	*	9	9	9	9				
13	1544-120-008-10	PIPE,BREATHER	*	1	1	1	1				
14	1716-501-006-00	HOSE/BREATHER	*	1	1	1	1				
15	J062-138-148-00	CLIP/HOSE/13.8-14.8	*	1	1	1	1				
16	1742-501-210-00	PIPE/FILLER/OIL COMP	*	1	1	1	1				
17	V720-113-502-60	O-RING/P26 HS90	*	1	1	1	1				
18	V231-360-801-20	FLANGEBOLT	*	1	1	1	1				
19	3676-356-001-00	CAP/OIL(30)	*	1	1	1	1				
20	1614-501-003-10	COVER	*	1	1	1	1				
21	V720-112-401-40	O-RING/P14	*	3	3	3	3				
22	V211-261-003-50	BOLT,SEMS	*	3		3					
23	1729-501-003-00	BAR	*	1	1	1	1				
24	1729-501-001-00	ARM/LIFT/LH	*	1	1	1	1				
25	1729-501-002-00	ARM/LIFT/RH	*	1	1	1	1				
26	V744-145-600-90	SEAL,OIL/TC45609	*	2	2	2	2				
27	V706-140-045-00	RING/SNAP	*	2	2	2	2				
28	1650-501-007-00	PISTON	*	1	1	1	1				
29	1564-507-004-10	RING	*	1	1	1	1				
30	V720-115-707-50	O-RING(1B)P75	*	1	1	1	1				

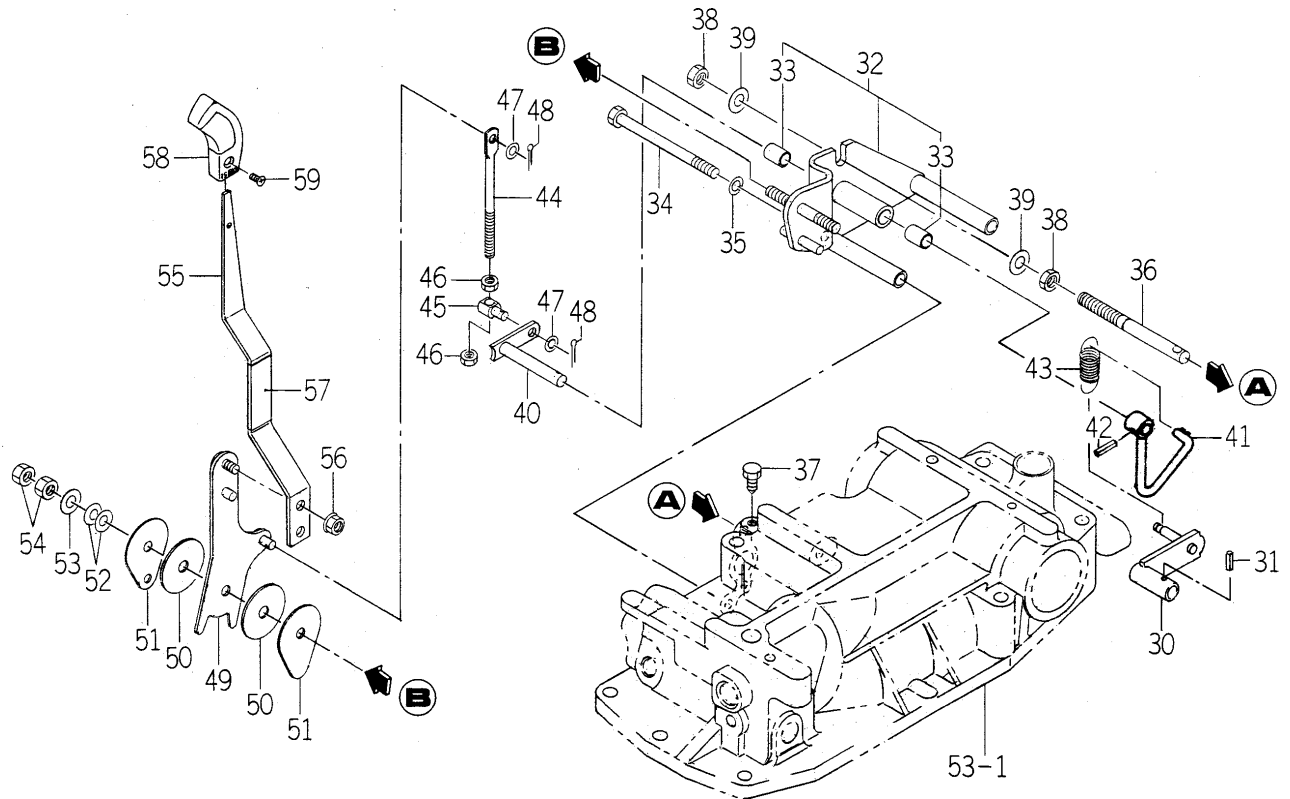
FIG. 54 MECHANICAL LINK (POSITION)(1/2)
SYSTEM



1742-504 -0100

KEY	PART CODE	DESCRIPTION	S P C	TYPE OF MODEL				I T C	C O L	G R P	REMARKS
				TG5330 E4	TG5330 E6	TG5390 E4	TG5390 E6				
1	1742-504-001-00	PIN/10X113	*	1	1	1	1				
2	V742-116-240-40	SEAL,OIL/VC16244	*	1	1	1	1				
3	1421-507-007-00	STOPPER	*	1	1	1	1				
4	V231-360-801-20	FLANGE BOLT	*	1	1	1	1				
5	1742-504-200-00	ARM COMP	*	1	1	1	1				
6	V580-140-402-00	PIN/SPRING	*	1	1	1	1				
7		WIRE	*	1	1	1	1				
8	1742-504-210-00	ARM COMP	*	1	1	1	1				
9	V710-140-008-00	RING,SNAP/8 E	*	1	1	1	1				
10	V411-260-010-00	WASHER/M10	*	1	1	1	1				
11	1560-509-340-00	ARM	*	1	1	1	1				
12	1742-504-003-00	PIN/06X25	*	1	1	1	1				
13	V411-260-006-00	WASHER / M6	*	1	1	1	1				
14	V500-162-002-00	PIN,SPLIT/2 X20	*	1	1	1	1				
15	1560-507-002-40	SPRING	*	1	1	1	1				
16	V231-360-803-00	FLANGE BOLT	*	1	1	1	1				
17	V304-260-008-00	NUT	*	1	1	1	1				
18	1560-505-004-00	PIN/12X45	*	1	1	1	1				
19	V401-160-008-00	WASHER,SP/M 8	*	1	1	1	1				
20	1560-509-004-50	RING	*	1	1	1	1				
21	V411-260-008-00	WASHER,PL/M 8	*	1	1	1	1				
22	V500-162-002-00	PIN,SPLIT/2 X20	*	1	1	1	1				
23	1742-504-007-00	ROD	*	1	1	1	1				
24	1560-509-005-30	SPRING	*	1	1	1	1				
25	V411-260-008-00	WASHER,PL/M 8	*	1	1	1	1				
26	V580-140-301-60	PIN,SPRING/3 X16 W	*	1	1	1	1				
27		WIRE	*	1	1	1	1				
28	V411-260-008-00	WASHER,PL/M 8	*	2	2	2	2				
29	V500-162-002-00	PIN,SPLIT/2 X20	*	1	1	1	1				
30	1742-504-230-00	ARM COMP	*	1	1	1	1				

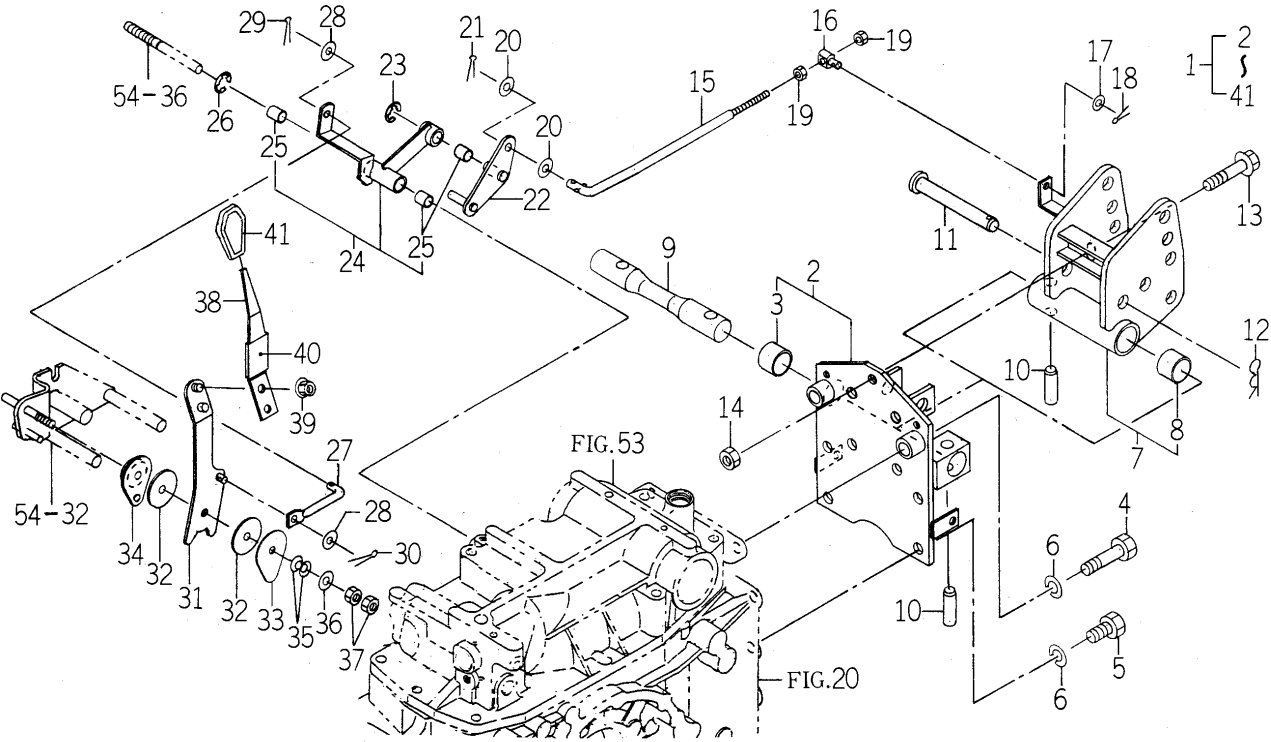
**FIG. 54 MECHANICAL LINK (POSITION)(2/2)
SYSTEM**



1742-504 -0100

KEY	PART CODE	DESCRIPTION	S P C	TYPE OF MODEL				I T C	C O L	G R P	REMARKS
				TG5330 E4	TG5330 E6	TG5390 E4	TG5390 E6				
31	V580-140-402-00	PIN/SPRING	*	1	1	1	1				
32	1742-504-270-00	BRACKET ASSY	*	1	1	1	1				
33	1560-511-015-00	BUSH/12X14X20	*	2	2	2	2				
34	V201-261-012-00	BOLT/M10X120	*	2	2	2	2				
35	V401-160-010-00	WASHER,SP/M10	*	2	2	2	2				
36	1742-504-008-00	PIN/12X128	*	1	1	1	1				
37	1729-266-035-00	BOLT/SM/M08X20	*	1	1	1	1				
38	V305-260-012-00	NUT/M12	*	2	2	2	2				
39	V411-260-012-00	WASHER /M12	*	2	2	2	2				
40	1742-504-250-00	ARM COMP	*	1	1	1	1				
41	1723-511-200-00	ARM COMP	*	1	1	1	1				
42	V580-140-402-00	PIN/SPRING	*	1	1	1	1				
43	1560-511-006-50	SPRING	*	1	1	1	1				
44	1742-504-004-00	ROD/M08X120	*	1	1	1	1				
45	1673-565-003-00	PIN	*	1	1	1	1				
46	V304-260-008-00	NUT	*	2	2	2	2				
47	V411-260-008-00	WASHER,PL/M 8	*	2	2	2	2				
48	V500-163-002-00	PIN,SPLIT/3 X20	*	2	2	2	2				
49	1742-504-260-00	LEVER/PLATE COMP	*	1	1	1	1				
50	1600-505-007-00	LINING/13X50X3	*	2	2	2	2				
51	1560-511-012-00	PLATE	*	2	2	2	2				
52	1614-505-004-00	SPRING/WASHER	*	2	2	2	2				
53	V411-260-010-00	WASHER/M10	*	1	1	1	1				
54	V335-260-010-00	NUT	*	2	2	2	2				
55	1742-504-005-10	LEVER/PLATE	*	1	1	1	1				
56	V362-260-008-00	NUT/WASHER	*	1	1	1	1				
57	1614-262-006-00	INSULATOR/LEVER/SUB	*	1	1	1	1				
58	1614-505-007-00	GRIP/03X17X97	*	1	1	1	1				
59	V112-165-001-20	SCREW/M5X12	*	1	1	1	1				

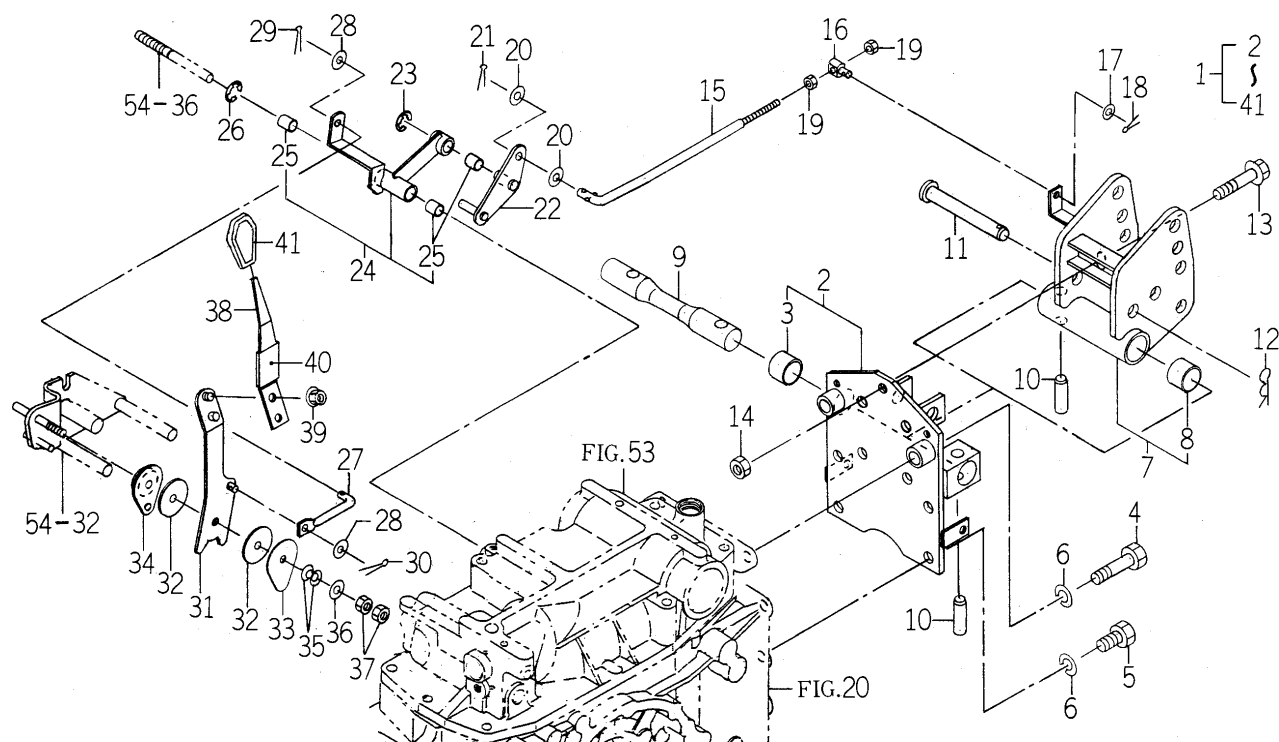
**FIG. 55 MECHANICAL LINK (DRAFT) SYSTEM
(S TYPE-STANDARD/P,Q TYPE-OPTION)**



1742-506 -0100

KEY	PART CODE	DESCRIPTION	S P C	TYPE OF MODEL				I T C	C O L	G R P	REMARKS
				TG5330 E4	TG5330 E6	TG5390 E4	TG5390 E6				
1	1742-506-260-30	CONTROL/DRAFT SET	*	1	1	1	1				
2	1742-506-270-00	BRACKET/DRAFT ASSY	*	1	1	1	1				
3	1689-501-281-00	BUSH/30X34X25	*	1	1	1	1				
4	V201-361-406-00	BOLT 7 M14	*	2	2	2	2				
5	V201-361-403-50	BOLT	*	4	4	4	4				
6	V401-160-014-00	WASHER,SP/M14	*	6	6	6	6				
7	1742-506-280-10	LINK/DRAFT ASSY	*	1	1	1	1				
8	1689-501-281-00	BUSH/30X34X25	*	1	1	1	1				
9	1742-506-001-00	SPRING/DRAFT	*	1	1	1	1				
10	1742-506-005-00	PIN/16X50	*	2	2	2	2				
11	1444-514-006-00	PIN, TOP LINK	*	1	1	1	1				
12	1444-514-005-10	PIN, HAIR (19)	*	1	1	1	1				
13	V231-361-206-50	FLANGE BOLT	*	1	1	1	1				
14	V304-460-012-00	NUT/M12	*	1	1	1	1				
15	1742-506-002-00	ROD/DRAFT	*	1	1	1	1				
16	1673-565-003-00	PIN	*	1	1	1	1				
17	V411-260-008-00	WASHER, PL/M 8	*	1	1	1	1				
18	V500-162-502-00	PIN, SPLIT/2.5X20	*	1	1	1	1				
19	V304-260-008-00	NUT	*	2	2	2	2				
20	V411-260-010-00	WASHER/M10	*	2	2	2	2				
21	V500-162-002-00	PIN, SPLIT/2 X20	*	1	1	1	1				
22	1742-506-220-10	CAM/DRAFT COMP	*	1	1	1	1				
23	V710-140-010-00	RING, SNAP/E10	*	1	1	1	1				
24	1742-506-290-00	ARM/DRAFT ASSY	*	1	1	1	1				
25	1560-511-015-00	BUSH/12X14X20	*	3	3	3	3				
26	V710-140-010-00	RING, SNAP/E10	*	1	1	1	1				
27	1742-506-003-00	ROD/DRAFT	*	1	1	1	1				
28	V411-260-008-00	WASHER, PL/M 8	*	2	2	2	2				
29	V500-162-002-00	PIN, SPLIT/2 X20	*	1	1	1	1				
30	V500-163-002-00	PIN, SPLIT/3 X20	*	1	1	1	1				

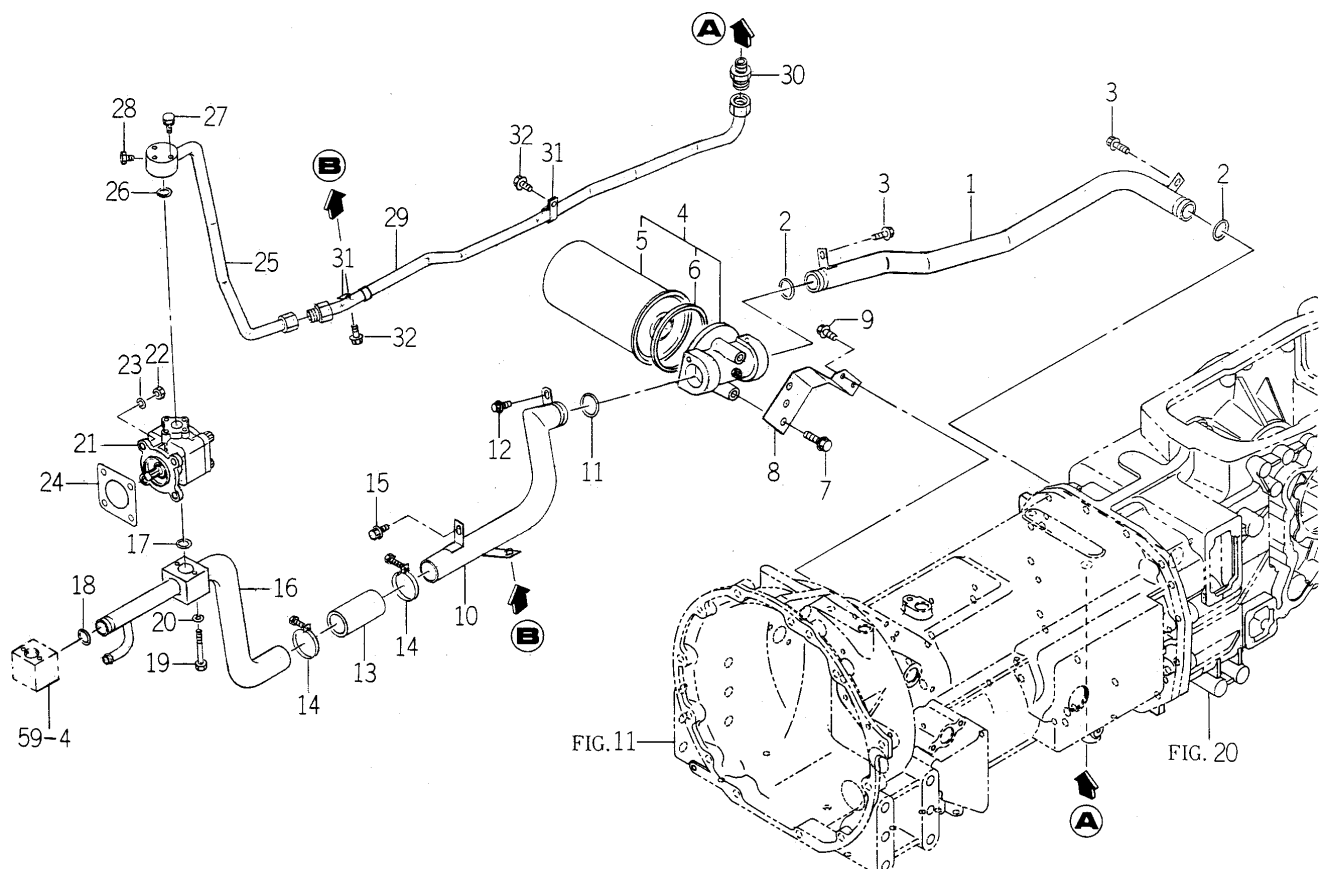
**FIG. 55 MECHANICAL LINK (DRAFT) SYSTEM
(S TYPE-STANDARD/P,Q TYPE-OPTION)**



1742-506 -0100

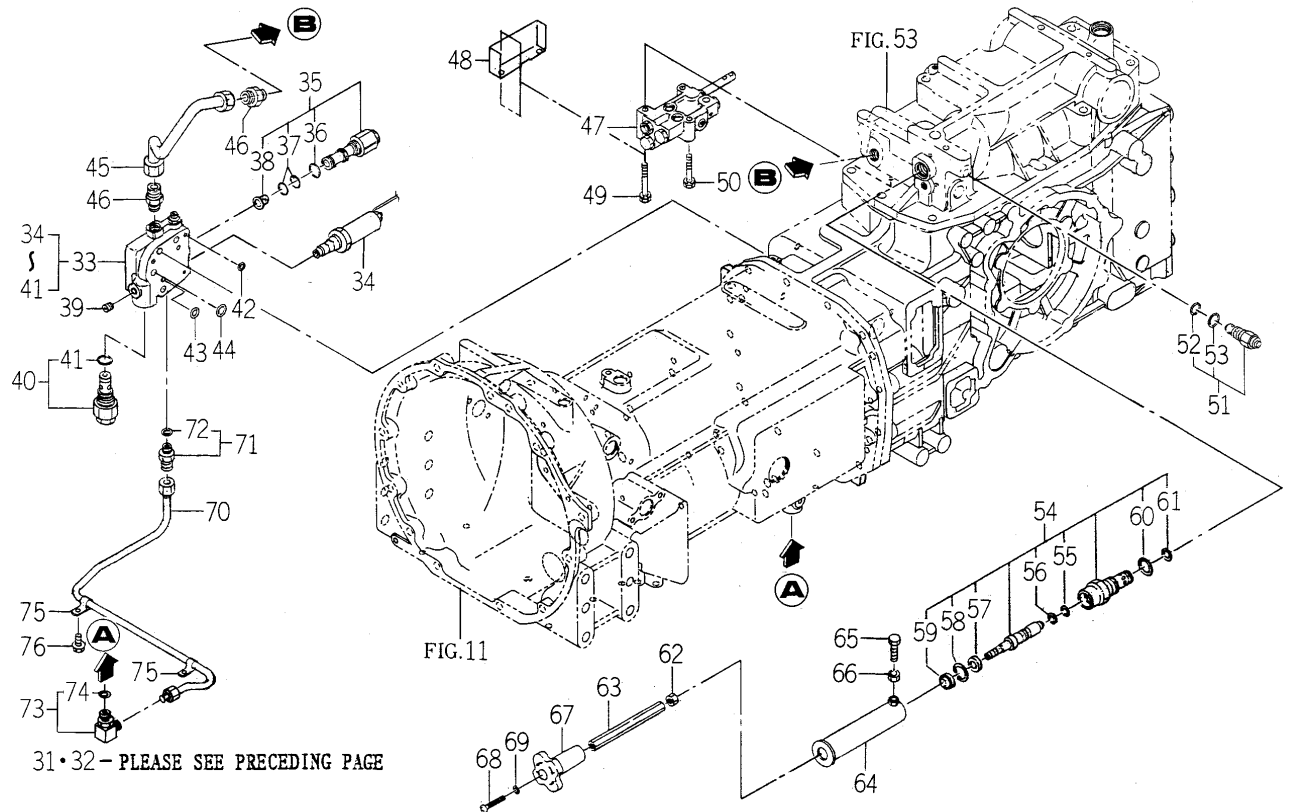
[illegible]

FIG. 56 HYD. SYSTEM (MAIN) (S TYPE)(1/2)



1742-508 -0100

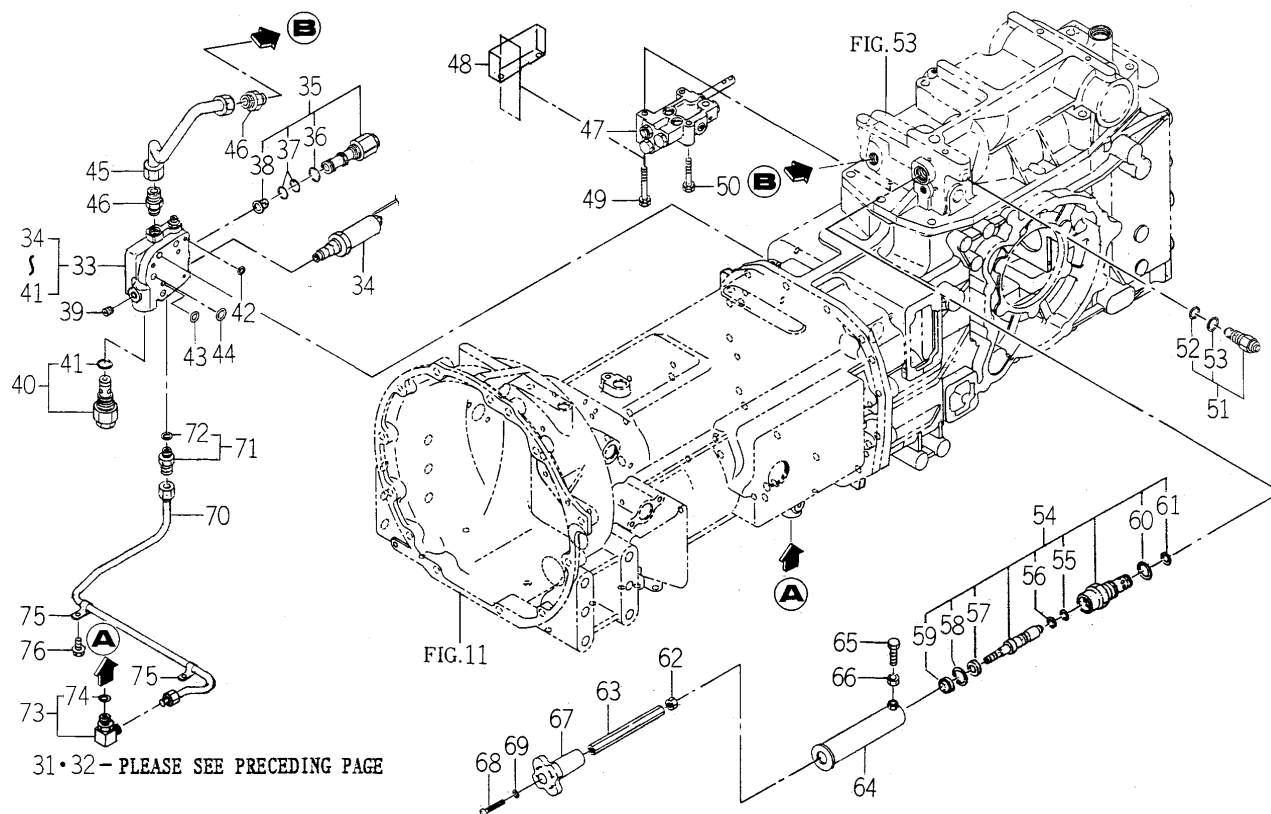
KEY	PART CODE	DESCRIPTION	S P C	TYPE OF MODEL				I T C	C O L	G R P	REMARKS
				TG5330 E4	TG5330 E6	TG5390 E4	TG5390 E6				
1	1742-508-210-10	PIPE/SUC/REAR COMP	*	1		1					
2	V720-103-502-80	O-RING/P28	*	2		2					
3	V231-360-801-20	FLANGEBOLT	*	2		2					
4	1742-508-200-10	FILTER/SUCTION/20	*	1		1					
5	1643-515-202-10	CARTRIDGE/20	*	1		1					
6	1643-515-203-00	PACKING	*	1		1					
7	V231-361-002-50	FLANGEBOLT	*	2		2					
8	1742-508-005-00	BRACKET/FILTER	*	1		1					
9	V231-360-801-60	FLANGEBOLT	*	2		2					
10	1742-508-220-10	PIPE/SUC/MID COMP	*	1		1					
11	V720-103-502-80	O-RING/P28	*	1		1					
12	V231-360-801-20	FLANGEBOLT	*	1		1					
13	1742-508-007-00	HOSE/80	*	1		1					
14	J061-236-044-00	CLAMP/WIRE/36-44	*	2		2					
15	V231-360-801-20	FLANGEBOLT	*	1		1					
16	1742-508-230-00	PIPE/SUC/FRONT COMP	*	1		1					
17	V720-112-402-00	O-RING/P20	*	1		1					
18	1729-508-006-00	RING/O	*	1		1					
19	V200-360-605-50	BOLT	*	2		2					
20	V401-160-006-00	WASHER,SP/M 6	*	2		2					
21	1742-508-300-00	PUMP/GEAR/13.2 ASSY	*	1		1					
22	V304-260-008-00	NUT	*	4		4					
23	V401-160-008-00	WASHER,SP/M 8	*	4		4					
24	1404-503-006-00	PACKING,OIL PUMP	*	1		1					
25	1742-508-250-00	PIPE/DEL/FRONT COMP	*	1		1					
26	V720-112-402-00	O-RING/P20	*	1		1					
27	V210-560-603-50	BOLT/S	*	3		3					
28	V782-160-000-2T	PLUG/SCREW/SEAL	*	1		1					
29	1742-508-310-00	PIPE/DEL/MID COMP	*	1		1					
30	1729-508-290-00	ADAPTER/G3/8 ASSY	*	1		1					

FIG. 56 HYD. SYSTEM (MAIN) (S TYPE)(2/2)

1742-508 -0100

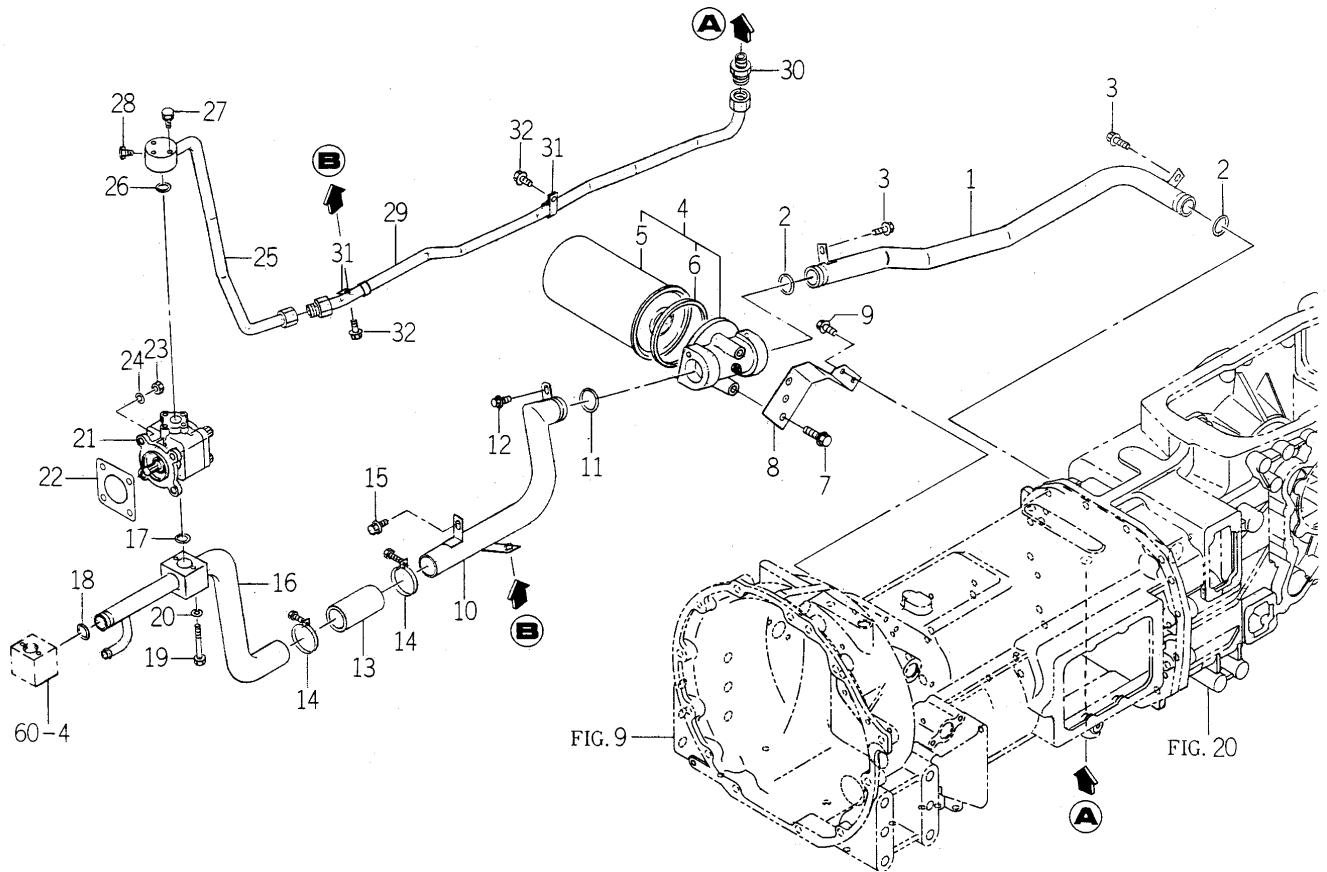
KEY	PART CODE	DESCRIPTION	S P C	TYPE OF MODEL				I T C	C O L	G R P	REMARKS
				TG5330 E4	TG5330 E6	TG5390 E4	TG5390 E6				
31	1675-508-003-00	HOLDER/15	*	2		2					
32	V231-360-801-20	FLANGE BOLT	*	2		2					
33	K200-114-000-00	VALVE ASSY	*	1		1					
34	K200-097-200-00	VALVE/PRV/G ASSY	*	1		1					
35	K200-114-100-00	VALVE/FROCON SET	*	1		1					
36	V720-112-402-00	O-RING/P20	*	1		1					
37	V723-111-501-60	O-RING	*	2		2					
38	1650-508-002-00	FILTER/LINE/12X18X15	*	1		1					
39	V780-140-000-2T	PLUG/SCREW/SEAL	*	2		2					
40	K250-057-000-00	VALVE/RELIEF ASSY	*	1		1					
41	V720-112-402-00	O-RING/P20	*	1		1					
42	V720-112-401-00	O-RING/P10	*	4		4					
43	V720-112-401-20	O-RING/P12	*	1		1					
44	V720-112-401-40	O-RING/P14	*	1		1					
45	1742-508-270-00	PIPE/DEL/REAR COMP	*	1		1					
46	1729-508-290-00	ADAPTER/G3/8 ASSY	*	2		2					
47	K211-073-000-00	VALVE/CONTROL ASSY	*	1		1					FIG 125
48	1742-508-009-00	COVER/VALVE	*	1		1					
49	V211-260-806-50	BOLT,SEMS/M8X65	*	2		2					
50	V211-260-805-00	BOLT/M8X50	*	1		1					
51	K250-016-000-00	VALVE,RELIEF ASSY	*	1		1					
52	V720-112-401-20	O-RING/P12	*	1		1					
53	V720-112-401-80	O-RING/P18	*	1		1					
54	K231-008-000-10	VALVE/FROCON ASSY	*	1		1					
55	V720-112-401-00	O-RING/P10	*	1		1					
56	V730-101-401-00	RING,BACK UP	*	1		1					
57	K231-004-006-00	COLLAR/11X21X3	*	1		1					
58	V705-140-021-00	RING,SNAP/21 C	*	1		1					
59	K231-004-007-00	SEAL,DUST	*	1		1					
60	V720-112-402-20	O-RING/P22	*	1		1					

FIG. 56 HYD. SYSTEM (MAIN) (S TYPE)(2/2)



1742-508 -0100

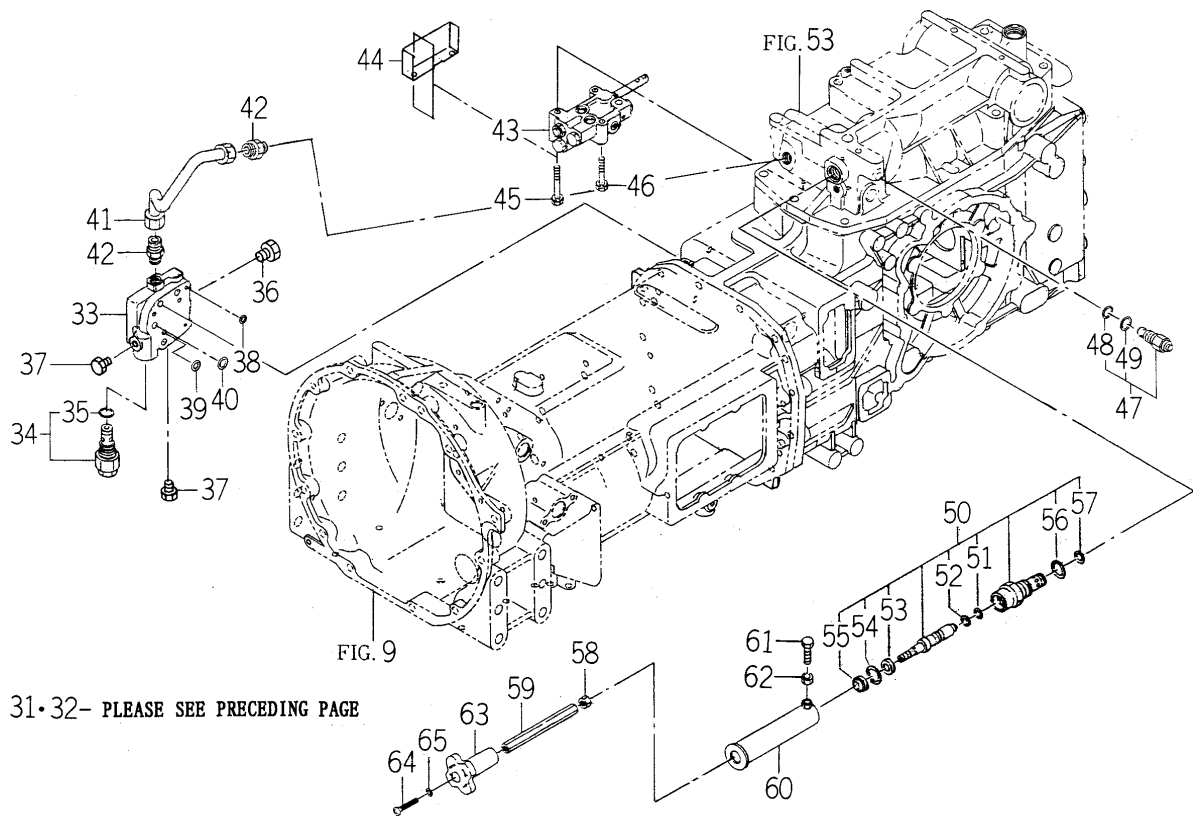
[illegible]

FIG. 57 HYD. SYSTEM (MAIN) (P,Q TYPE)(1/2)

1742-508A-0100

KEY	PART CODE	DESCRIPTION	S P C	TYPE OF MODEL				I T C	C O L	G R P	REMARKS
				TG5330 E4	TG5330 E6	TG5390 E4	TG5390 E6				
1	1742-508-210-10	PIPE/SUC/REAR COMP	*	1	1	1	1				
2	V720-103-502-80	O-RING/P28	*	2	2	2	2				
3	V231-360-801-20	FLANGE BOLT	*	2	2	2	2				
4	1742-508-200-10	FILTER/SUCTION/20	*	1	1	1	1				
5	1643-515-202-10	CARTRIDGE/20	*	1	1	1	1				
6	1643-515-203-00	PACKING	*	1	1	1	1				
7	V231-361-002-50	FLANGE BOLT	*	2	2	2	2				
8	1742-508-005-00	BRACKET/FILTER	*	1	1	1	1				
9	V231-360-801-60	FLANGE BOLT	*	2	2	2	2				
10	1742-508-220-10	PIPE/SUC/MID COMP	*	1	1	1	1				
11	V720-103-502-80	O-RING/P28	*	1	1	1	1				
12	V231-360-801-20	FLANGE BOLT	*	1	1	1	1				
13	1742-508-007-00	HOSE/80	*	2	2	2	2				
14	J061-236-044-00	CLAMP/WIRE/36-44	*	1	1	1	1				
15	V231-360-801-20	FLANGE BOLT	*	1	1	1	1				
16	1742-508-230-00	PIPE/SUC/FRONT COMP	*	1	1	1	1				
17	V720-112-402-00	O-RING/P20	*	1	1	1	1				
18	1729-508-006-00	RING/O	*	1	1	1	1				
19	V200-360-605-50	BOLT	*	2	2	2	2				
20	V401-160-006-00	WASHER,SP/M 6	*	2	2	2	2				
21	1742-508-300-00	PUMP/GEAR/13.2 ASSY	*	1	1	1	1				
22	1404-503-006-00	PACKING,OIL PUMP	*	1	1	1	1				
23	V304-260-008-00	NUT	*	4	4	4	4				
24	V401-160-008-00	WASHER,SP/M 8	*	4	4	4	4				
25	1742-508-250-00	PIPE/DEL/FRONT COMP	*	1	1	1	1				
26	V720-112-402-00	O-RING/P20	*	1	1	1	1				
27	V210-560-603-50	BOLT/S	*	3	3	3	3				
28	V782-160-000-2T	PLUG/SCREW/SEAL	*	1	1	1	1				
29	1742-508-310-00	PIPE/DEL/MID COMP	*	1	1	1	1				
30	1729-508-290-00	ADAPTER/G3/8 ASSY	*	1	1	1	1				

FIG. 57 HYD. SYSTEM (MAIN) (P,Q TYPE)(2/2)



1742-508A-0100

KEY	PART CODE	DESCRIPTION	S P C	TYPE OF MODEL				I T C	C O L	G R P	REMARKS
				TG5330 E4	TG5330 E6	TG5390 E4	TG5390 E6				
31	1675-508-003-00	HOLDER/15	*	2	2	2	2				
32	V231-360-801-20	FLANGE BOLT	*	2	2	2	2				
33	1742-508-002-00	METAL/RELIEF	*	1	1	1	1				
34	K250-057-000-00	VALVE/RELIEF ASSY	*	1	1	1	1				
35	V720-112-402-00	O-RING/P20	*	1	1	1	1				
36	V782-160-000-6T	PLUG/SCREW/SEAL	*	1	1	1	1				
37	V782-160-000-2T	PLUG/SCREW/SEAL	*	2	2	2	2				
38	V720-112-401-00	O-RING/P10	*	4	4	4	4				
39	V720-112-401-20	O-RING/P12	*	1	1	1	1				
40	V720-112-401-40	O-RING/P14	*	1	1	1	1				
41	1742-508-270-00	PIPE/DEL/REAR COMP	*	1	1	1	1				
42	1729-508-290-00	ADAPTER/G3/8 ASSY	*	2	2	2	2				
43	K211-073-000-00	VALVE/CONTROL ASSY	*	1	1	1	1				FIG 125
44	1742-508-009-00	COVER/VALVE	*	1	1	1	1				
45	V211-260-806-50	BOLT,SEMS/M8X65	*	2	2	2	2				
46	V211-260-805-00	BOLT/M8X50	*	1	1	1	1				
47	K250-016-000-00	VALVE,RELIEF ASSY	*	1	1	1	1				
48	V720-112-401-20	O-RING/P12	*	1	1	1	1				
49	V720-112-401-80	O-RING/P18	*	1	1	1	1				
50	K231-008-000-10	VALVE/FROCON ASSY	*	1	1	1	1				
51	V720-112-401-00	O-RING/P10	*	1	1	1	1				
52	V730-101-401-00	RING,BACK UP	*	1	1	1	1				
53	K231-004-006-00	COLLAR/11X21X3	*	1	1	1	1				
54	V705-140-021-00	RING,SNAP/21 C	*	1	1	1	1				
55	K231-004-007-00	SEAL,DUST	*	1	1	1	1				
56	V720-112-402-20	O-RING/P22	*	1	1	1	1				
57	V720-112-401-60	O-RING/P16	*	1	1	1	1				
58	V304-260-010-00	NUT	*	1	1	1	1				
59	1568-507-001-00	SHAFT/SLOWRETURN	*	1	1	1	1				
60	1742-508-320-00	COVER/SHAFT COMP	*	1	1	1	1				


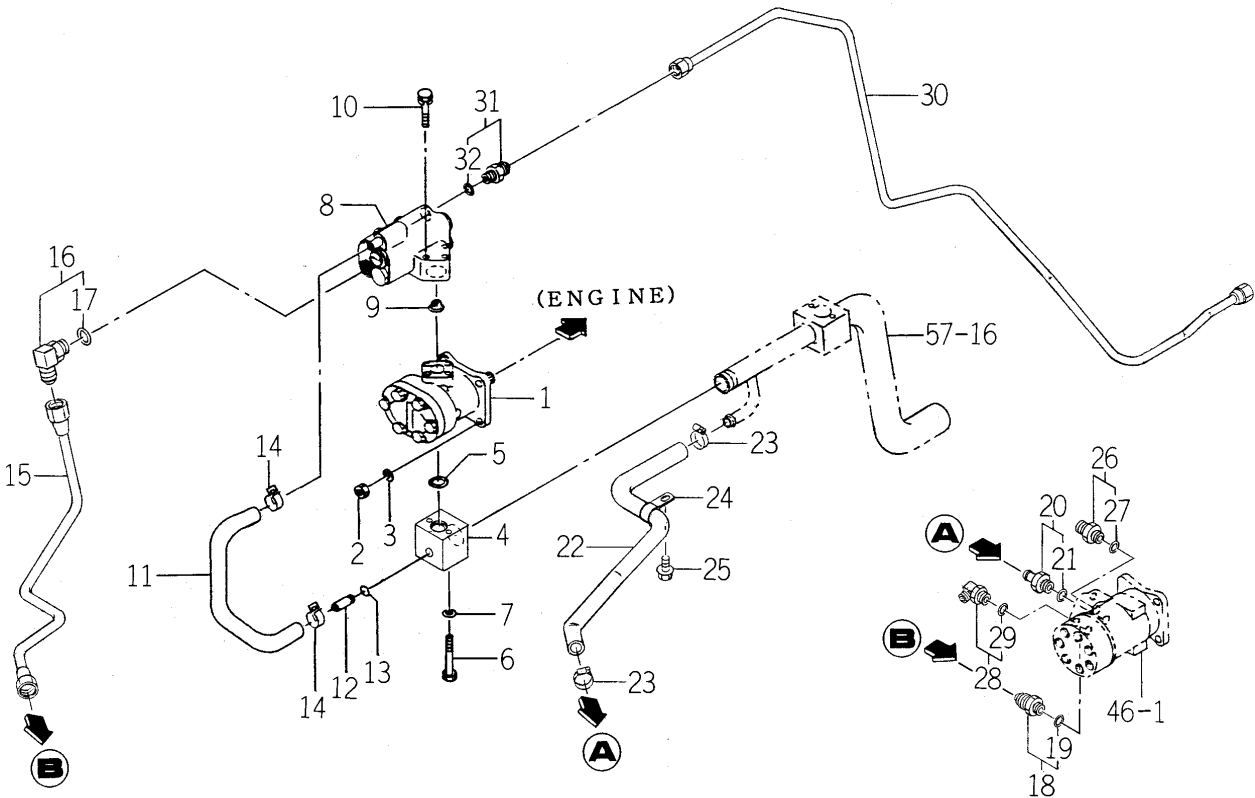
[illegible]

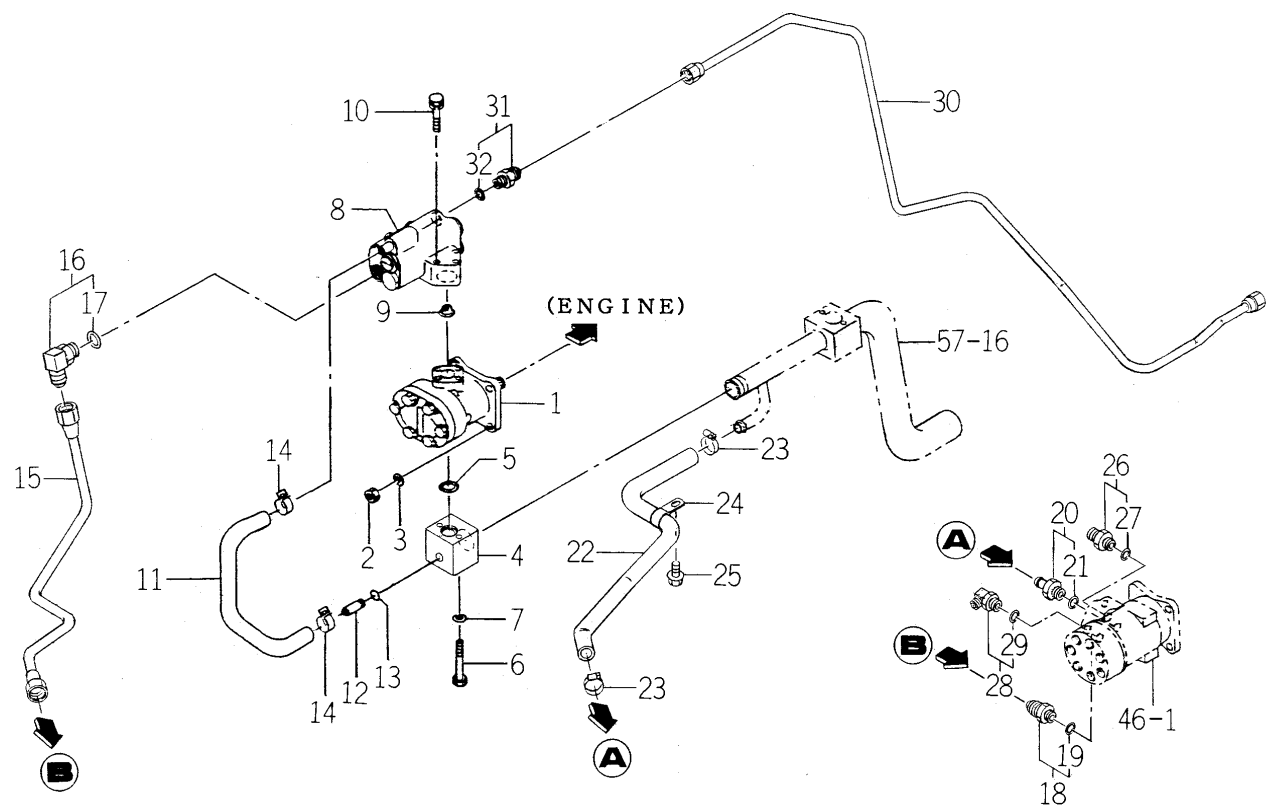
FIG. 60 HYD. SYSTEM (SUB) (P TYPE)(1/2)



1742-509A-0100

KEY	PART CODE	DESCRIPTION	S P C	TYPE OF MODEL				I T C	C O L	G R P	REMARKS
				TG5330 E4	TG5330 E6	TG5390 E4	TG5390 E6				
1	K135-018-000-00	PUMP GEAR ASSY	*		1		1				FIG 123
2	V304-260-008-00	NUT	*		4		4				
3	V401-160-008-00	WASHER,SP/M 8	*		4		4				
4	1742-509-002-00	FLANGE/SUCTION/P/Q	*		1		1				
5	V720-112-402-00	O-RING/P20	*		1		1				
6	V200-360-606-00	BOLT	*		2		2				
7	V401-160-006-00	WASHER,SP/M 6	*		2		2				
8	K256-004-000-00	REDUCE VALVE ASSY	*		1		1				FIG 127
9	1650-508-002-00	FILTER/LINE/12X18X15	*		1		1				
10	V210-560-604-50	BOLT/S	*		3		3				
11	1650-509-006-10	HOSE/OIL	*		1		1				
12	1650-501-006-00	PIPE/30	*		1		1				
13	V723-111-500-80	RING/O	*		1		1				
14	1673-782-016-10	CLIP/HOSE/17-20	*		2		2				
15	1742-509-200-00	PIPE/STEERING/P COMP	*		1		1				
16	1650-509-310-00	ADAPTER/L/PF3/8 ASSY	*		1		1				
17	V720-112-401-40	O-RING/P14	*		1		1				
18	1650-509-290-00	ADAPTER/PF1/4 ASSY	*		1		1				
19	V720-112-401-10	RING/O	*		1		1				
20	1675-407-220-00	ADAPTER/G1/4B ASSY	*		1		1				
21	V720-112-401-10	RING/O	*		1		1				
22	1742-509-003-00	HOSE/RETURN	*		1		1				
23	J061-112-022-00	CLAMP/WORM/12-22	*		2		2				
24	1675-407-003-00	HOLDER/19	*		1		1				
25	V231-360-801-60	FLANGE BOLT	*		1		1				
26	P112-521-350-00	UNION/STRAIGHT/ ASSY	*		1		1				
27	V720-112-401-10	RING/O	*		1		1				
28	1705-408-230-00	ADAPTER/L/G1/4 ASSY	*		1		1				
29	V720-112-401-10	RING/O	*		1		1				
30	1742-509-230-00	PIPE/CONTROL/PQ COMP	*		1		1				

FIG. 61 HYD. SYSTEM (SUB) (Q TYPE)(1/2)



1746-509A-0100

KEY	PART CODE	DESCRIPTION	S P C	TYPE OF MODEL				I T C	C O L	G R P	REMARKS
				TG5330 E4	TG5330 E6	TG5390 E4	TG5390 E6				
1	K135-018-000-00	PUMP GEAR ASSY	*	1		1					FIG 123
2	V304-260-008-00	NUT	*	4		4					
3	V401-160-008-00	WASHER,SP/M 8	*	4		4					
4	1742-509-002-00	FLANGE/SUCTION/P/Q	*	1		1					
5	V720-112-402-00	O-RING/P20	*	1		1					
6	V200-360-606-00	BOLT	*	2		2					
7	V401-160-006-00	WASHER,SP/M 6	*	2		2					
8	K256-004-000-00	REDUCE VALVE ASSY	*	1		1					FIG 127
9	1650-508-002-00	FILTER/LINE/12X18X15	*	1		1					
10	V210-560-604-50	BOLT/S	*	3		3					
11	1650-509-006-10	HOSE/OIL	*	1		1					
12	1650-501-006-00	PIPE/30	*	1		1					
13	V723-111-500-80	RING/O	*	1		1					
14	1673-782-016-10	CLIP/HOSE/17-20	*	2		2					
15	1742-509-200-00	PIPE/STEERING/P COMP	*	1		1					
16	1650-509-310-00	ADAPTER/L/PF3/8 ASSY	*	1		1					
17	V720-112-401-40	O-RING/P14	*	1		1					
18	1650-509-290-00	ADAPTER/PF1/4 ASSY	*	1		1					
19	V720-112-401-10	RING/O	*	1		1					
20	1675-407-220-00	ADAPTER/G1/4B ASSY	*	1		1					
21	V720-112-401-10	RING/O	*	1		1					
22	1742-509-003-00	HOSE/RETURN	*	1		1					
23	J061-112-022-00	CLAMP/WORM/12-22	*	2		2					
24	1675-407-003-00	HOLDER/19	*	1		1					
25	V231-360-801-60	FLANGE/BOLT	*	1		1					
26	P112-521-350-00	UNION/STRAIGHT/ ASSY	*	1		1					
27	V720-112-401-10	RING/O	*	1		1					
28	1705-408-230-00	ADAPTER/L/G1/4 ASSY	*	1		1					
29	V720-112-401-10	RING/O	*	1		1					
30	1742-509-230-00	PIPE/CONTROL/PQ COMP	*	1		1					

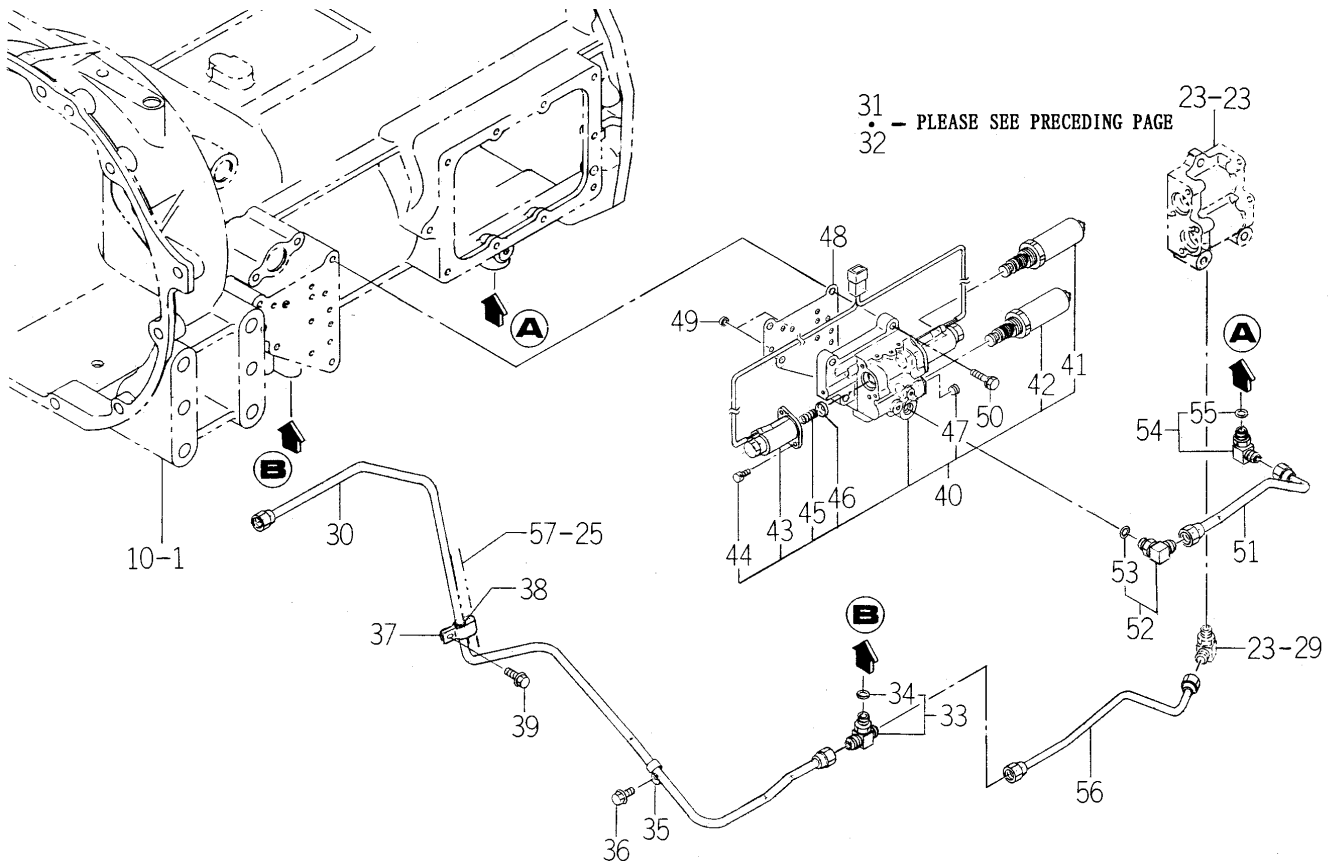
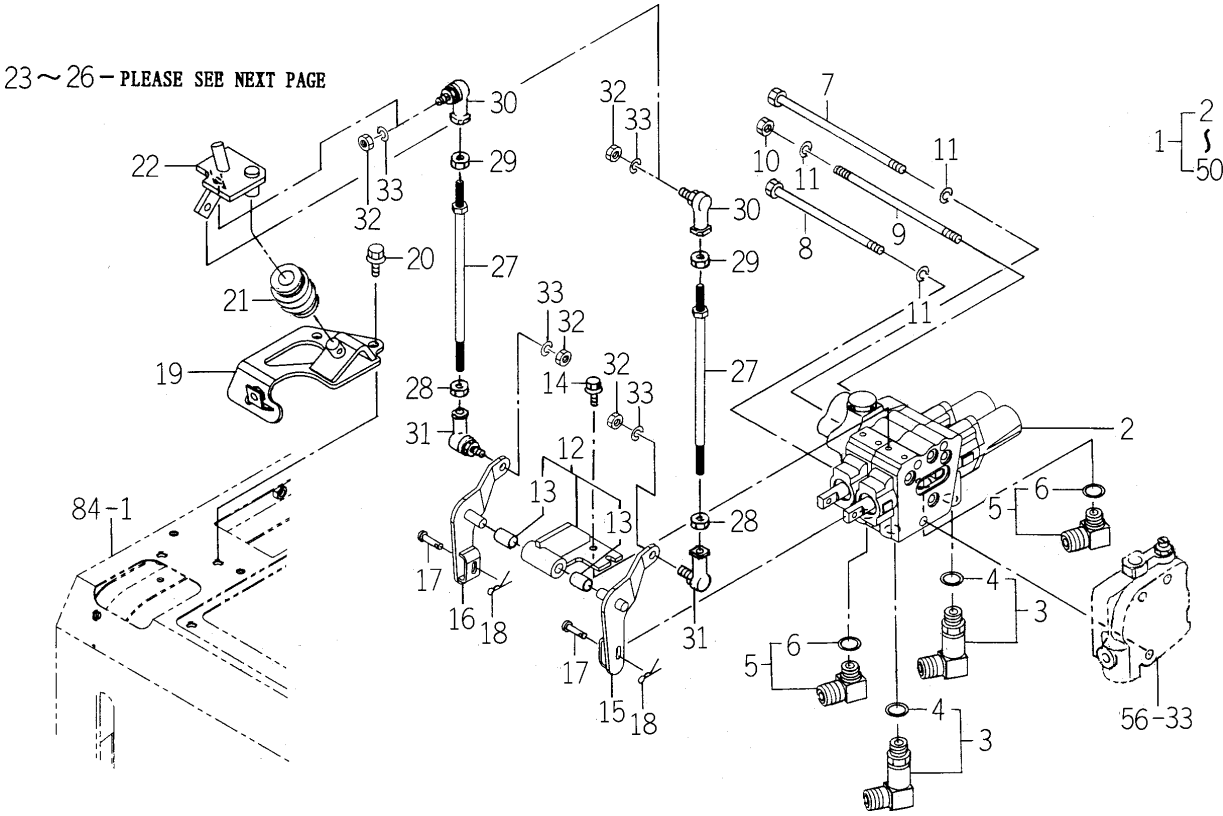


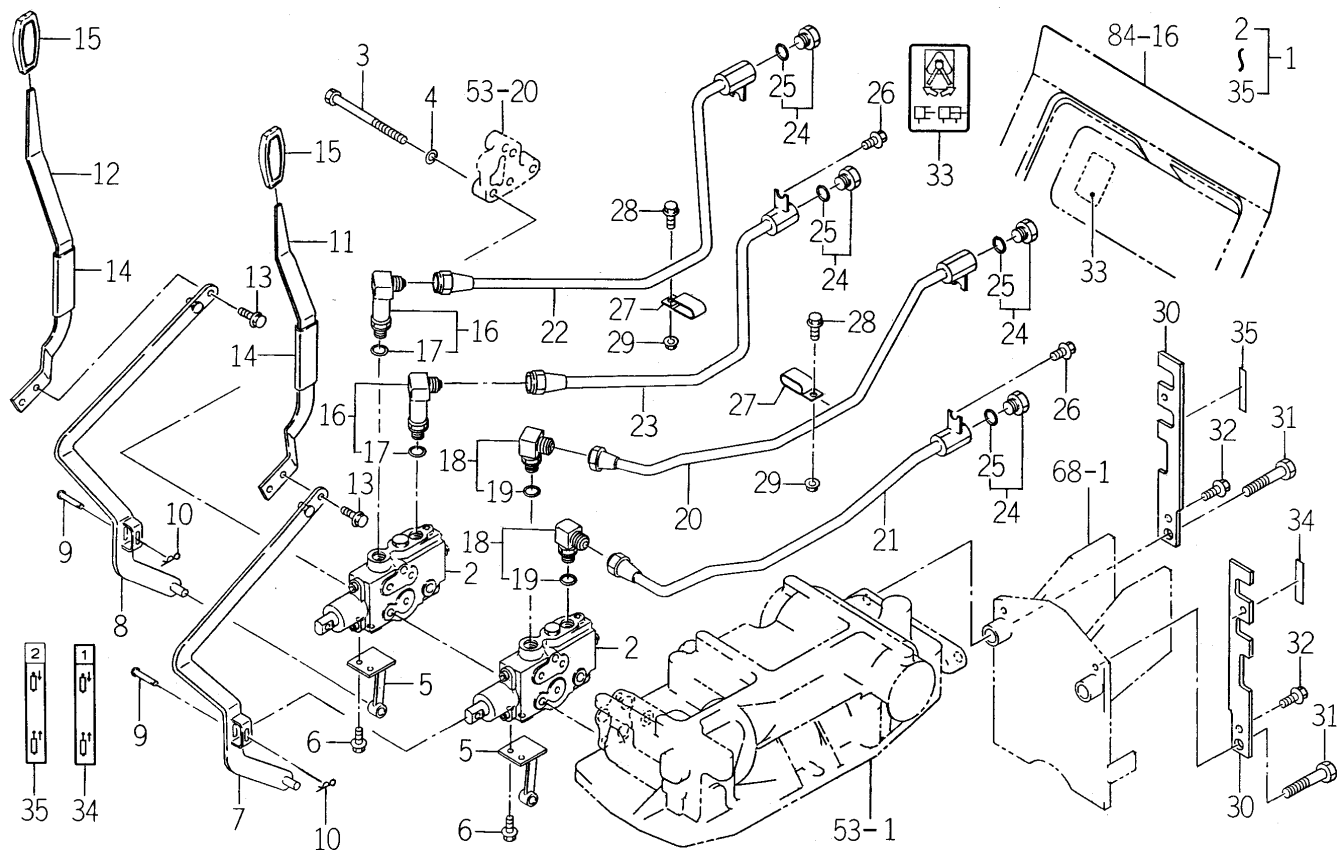
FIG. 62 JOY STICK VALVE SYSTEM (E6 TYPE)(1/2)



1742-511 -0100

KEY	PART CODE	DESCRIPTION	S P C	TYPE OF MODEL				I T C	C O L	G R P	REMARKS
				TG5330 E4	TG5330 E6	TG5390 E4	TG5390 E6				
1	1742-511-200-00	JOYSTICK/E3 SET	*		1		1				
2	K211-074-000-00	VALVE/CONTROL ASSY	*		1		1				FIG 126
3	1650-511-250-00	ADAPTER/L/PF3/8 ASSY	*		2		2				
4	V720-112-401-40	O-RING/P14	*		2		2				
5	1650-509-310-00	ADAPTER/L/PF3/8 ASSY	*		2		2				
6	V720-112-401-40	O-RING/P14	*		2		2				
7	V201-261-017-00	BOLT	*		1		1				
8	V201-261-015-00	BOLT	*		1		1				
9	1742-511-002-00	BOLT/STUD	*		1		1				
10	V304-260-010-00	NUT	*		1		1				
11	V401-160-010-00	WASHER,SP/M10	*		3		3				
12	1742-511-370-00	PLATE/JOY ASSY	*		1		1				
13	1560-509-211-00	BUSH/10X12X20	*		2		2				
14	V230-360-601-20	FLANGEBOLT	*		3		3				
15	1742-511-310-00	ARM/BOOM COMP	*		1		1				
16	1742-511-320-00	ARM/BUCKET COMP	*		1		1				
17	3805-544-016-00	PIN/06X23	*		2		2				
18	V560-160-008-00	PIN/SNAP	*		2		2				
19	1742-511-330-00	BRACKET COMP	*		1		1				
20	V231-360-802-00	FLANGEBOLT	*		3		3				
21	P112-401-220-00	JOINT ASSY	*		1		1				
22	1742-511-340-00	BASE/LEVER COMP	*		1		1				
23	1742-511-350-00	LEVER/JOYSTICK COMP	*		1		1				
24	1404-502-013-00	BOLT/M8X25	*		1		1				
25	V304-260-008-00	NUT	*		1		1				
26	1672-207-003-00	GRIP	*		1		1				
27	1742-511-360-00	ROD/M8X234 COMP	*		2		2				
28	1560-132-007-30	NUT/M8	*		2		2				
29	V304-260-008-00	NUT	*		2		2				
30	1560-695-021-00	JOINT BALL M08RH	*		2		2				

FIG. 63 VALVE (REMOTE/2R) SET (E6 TYPE)



1742-512A-0100

KEY	PART CODE	DESCRIPTION	S P C	TYPE OF MODEL				I T C	C O L	G R P	REMARKS
				TG5330 E4	TG5330 E6	TG5390 E4	TG5390 E6				
1	1742-512-280-20	VALVE/REMOTE/2R/E3	*		1		1				
2	1640-530-600-10	VALVE/CONTROL ASSY	*		2		2				FIG 128
3	V201-261-012-00	BOLT/M10X120	*		3		3				
4	V401-160-010-00	WASHER,SP/M10	*		3		3				
5	1742-512-220-00	HOLDER COMP	*		2		2				
6	V231-360-801-60	FLANGEBOLT	*		4		4				
7	1742-512-200-00	ARM/1ST COMP	*		1		1				
8	1742-512-210-00	ARM/2ND COMP	*		1		1				
9	2144-519-007-00	PIN/06X31	*		2		2				
10	2130-601-018-00	PIN,SNAP/6	*		2		2				
11	1742-512-002-00	LEVER/1ST	*		1		1				
12	1742-512-003-00	LEVER/2ND	*		1		1				
13	V231-360-801-20	FLANGEBOLT	*		2		2				
14	1614-262-006-00	INSULATOR/LEVER/SUB	*		2		2				
15	3659-203-005-00	GRIP/03X17X74	*		2		2				
16	1650-511-250-00	ADAPTER/L/PF3/8 ASSY	*		2		2				
17	V720-112-401-40	O-RING/P14	*		2		2				
18	1650-509-310-00	ADAPTER/L/PF3/8 ASSY	*		2		2				
19	V720-112-401-40	O-RING/P14	*		2		2				
20	1742-512-230-00	PIPE/1ST/A/E3 COMP	*		1		1				
21	1742-512-240-00	PIPE/1ST/B/E3 COMP	*		1		1				
22	1742-512-250-00	PIPE/2ND/A/E3 COMP	*		1		1				
23	1742-512-260-00	PIPE/2ND/B/E3 COMP	*		1		1				
24	1723-530-420-00	PLUG ASSY	*		4		4				
25	1725-508-542-00	RING/O	*		4		4				
26	V231-360-801-20	FLANGEBOLT	*		2		2				
27	1742-511-004-00	CLAMP/12X36	*		2		2				
28	V231-360-801-20	FLANGEBOLT	*		2		2				
29	V362-260-008-00	NUT/WASHER	*		2		2				
30	1742-512-001-00	STAY/PIPE	*		2		2				

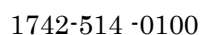
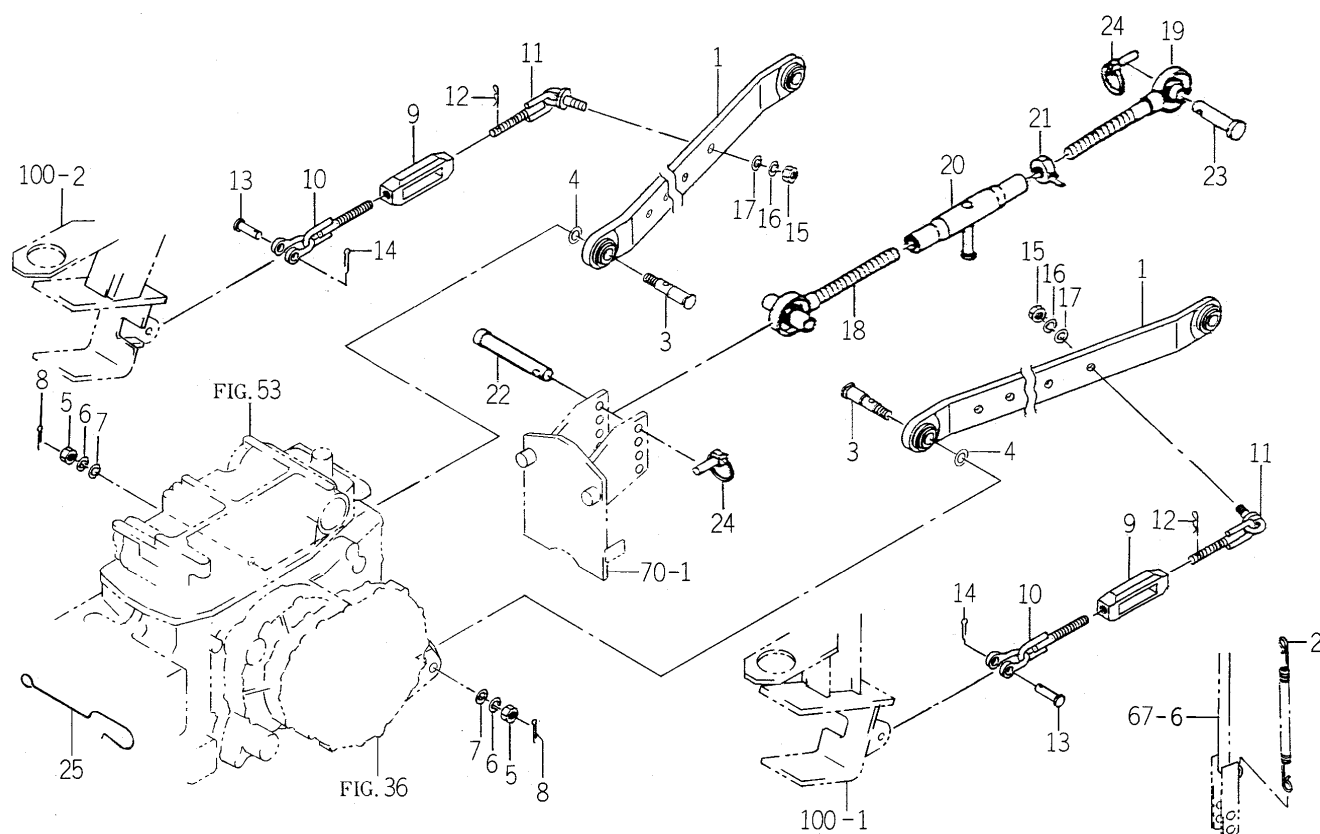
[illegible]

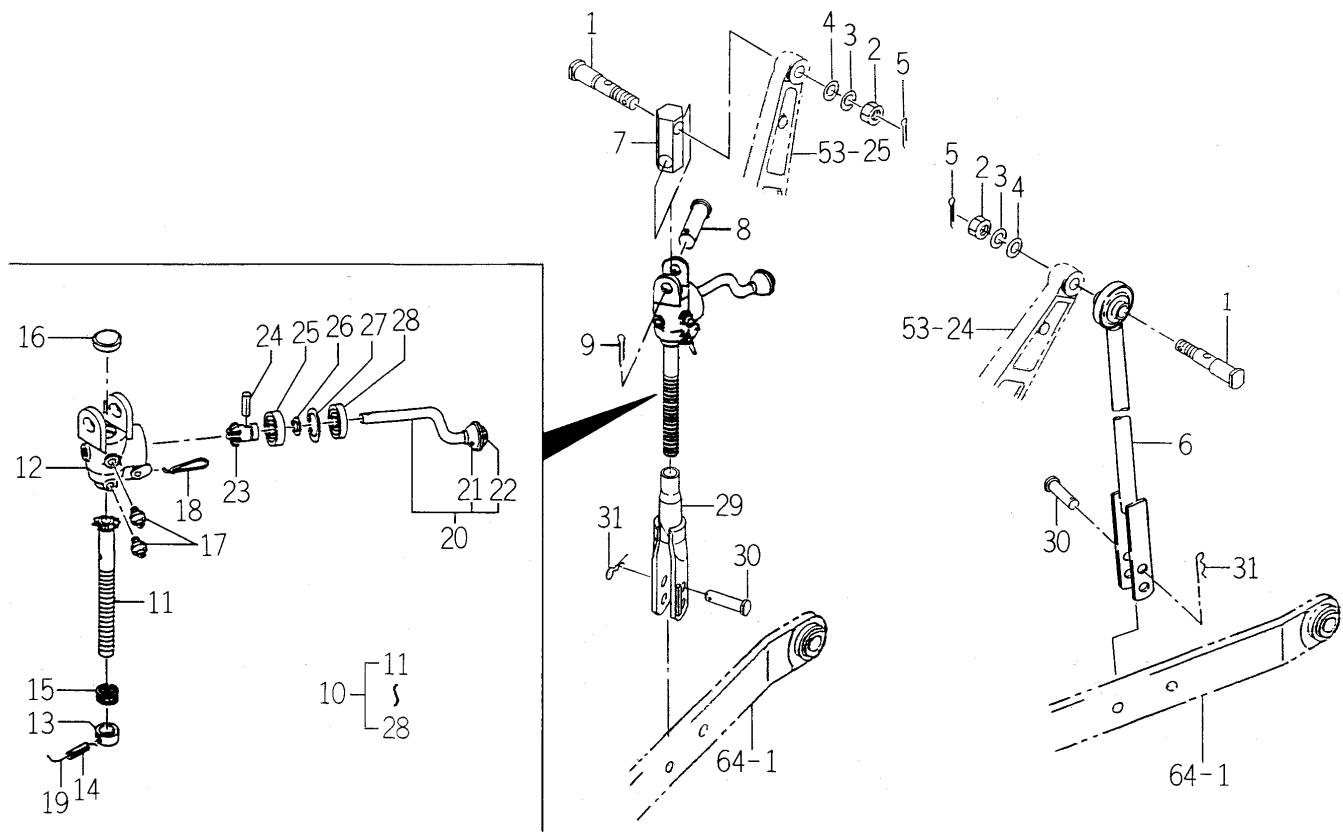
FIG. 65 3P LINK SYSTEM (E4 TYPE)



1742-514B-0100

[illegible]

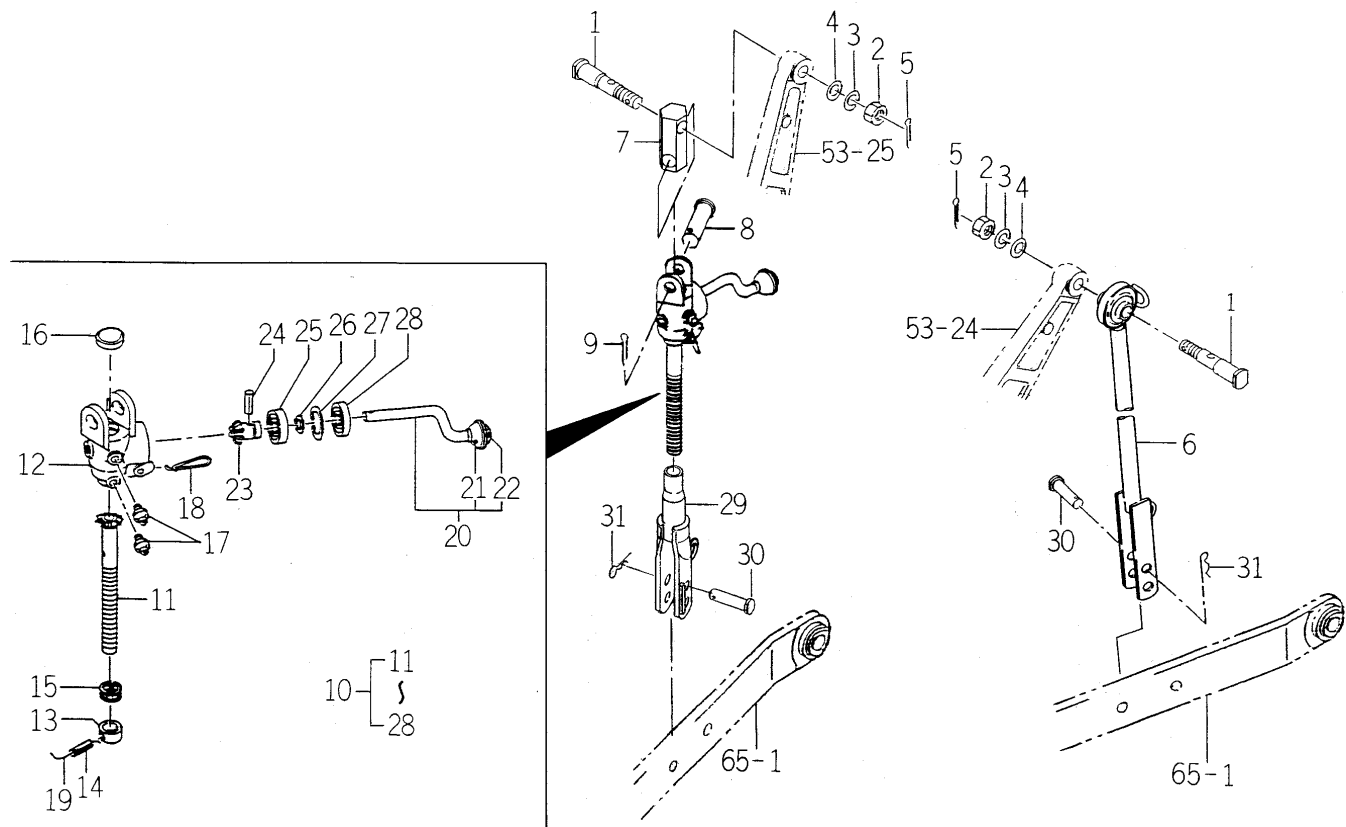
FIG. 66 LIFT ROD (BEVEL) SYSTEM (E6 TYPE)



1742-515A-0100

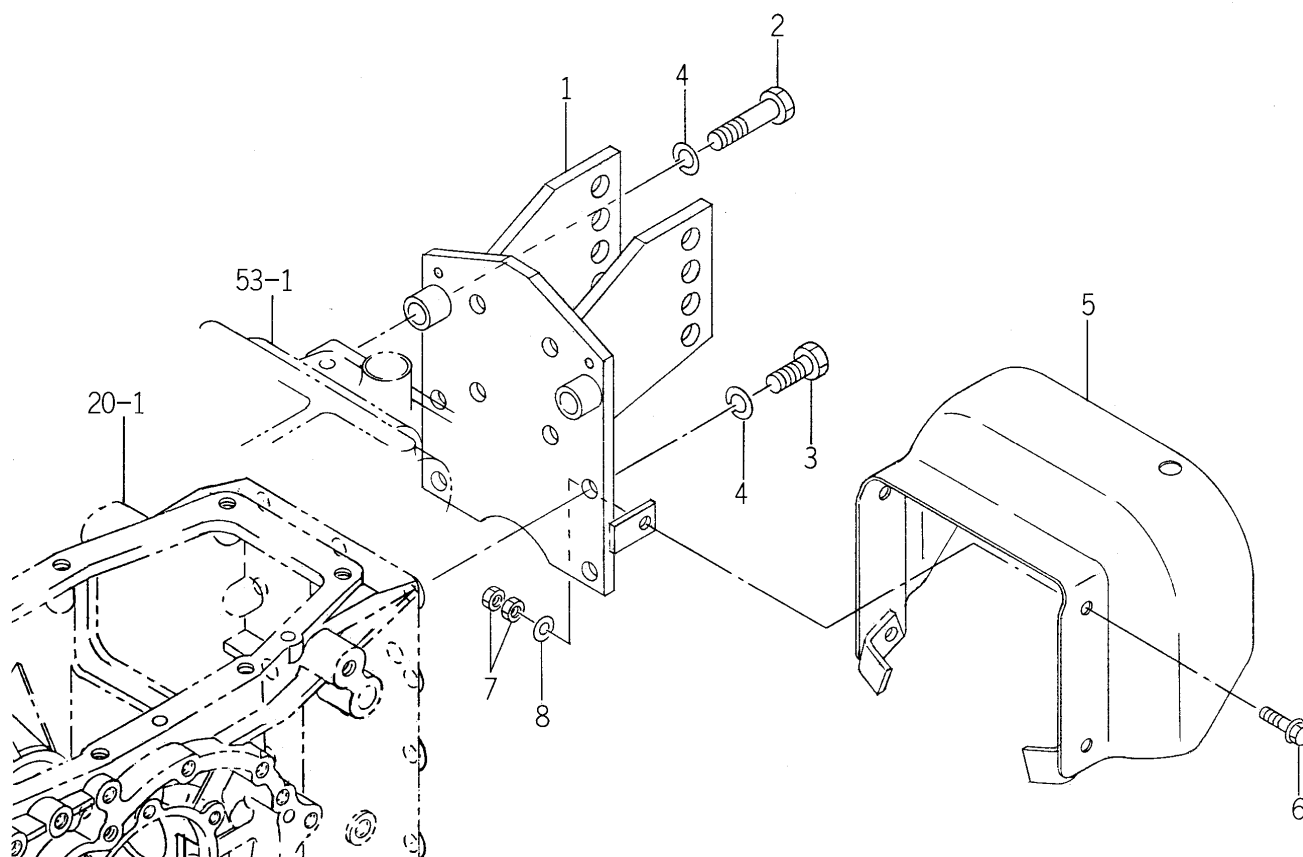
KEY	PART CODE	DESCRIPTION	S P C	TYPE OF MODEL				I T C	C O L	G R P	REMARKS
				TG5330 E4	TG5330 E6	TG5390 E4	TG5390 E6				
1	1690-514-001-00	PIN/22X99	*		2		2				
2	V304-460-016-00	NUT/M16	*		2		2				
3	V401-160-016-00	WASHER,SP/M16	*		2		2				
4	V411-260-016-00	WASHER / M16	*		2		2				
5	V500-164-003-00	PIN,SPLIT/4 X30	*		2		2				
6	1742-515-200-00	ROD/FORK/LH/E3 COMP	*		1		1				
7	1742-515-001-00	LINK	*		1		1				
8	1444-514-003-00	PIN (19X72)	*		1		1				
9	V500-164-003-00	PIN,SPLIT/4 X30	*		1		1				
10	1564-527-300-40	CASE/BEVEL ASSY	*		1		1				
11	1564-527-220-10	GEAR,BEVEL,RH COMP	*		1		1				
12	1564-527-004-00	CASE,BEVEL	*		1		1				
13	1445-514-002-00	COLLAR(20X30X10)	*		1		1				
14	V580-140-503-20	PIN,SPRING/5 X32 W	*		1		1				
15	V610-115-110-40	BEARING,TB/51104	*		1		1				
16	1560-527-002-00	CAP/SEAL/38	*		1		1				
17	V762-150-000-00	NIPPLE,GREASE/B-M6F	*		2		2				
18	1445-514-004-00	SPRING,LOCK	*		1		1				
19		WIRE	*		1		1				
20	1560-527-220-00	LEVER COMP	*		1		1				
21	1302-726-502-00	GRIP	*		1		1				
22	V411-260-006-00	WASHER / M6	*		1		1				
23	1696-515-001-00	GEAR/BEVEL/10	*		1		1				
24	V580-140-501-80	PIN,SPRING/5 X18 W	*		1		1				
25	V600-110-600-40	BEARING,RB/6004	*		1		1				
26	V704-140-020-00	RING,SNAP/20C	*		1		1				
27	V705-140-042-00	RING,SNAP/42 C	*		1		1				
28	V744-120-420-80	SEAL,OIL/TC20428	*		1		1				
29	1742-515-230-00	ROD/FORK/E3 COMP	*		1		1				
30	1560-526-001-40	PIN/16X51	*		2		2				

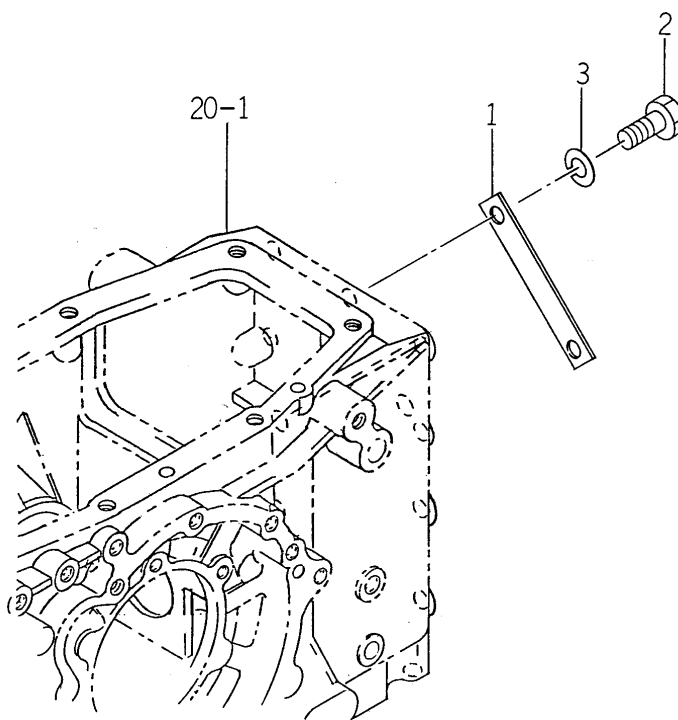
FIG. 67 LIFT ROD (BEVEL) SYSTEM (E4 TYPE)

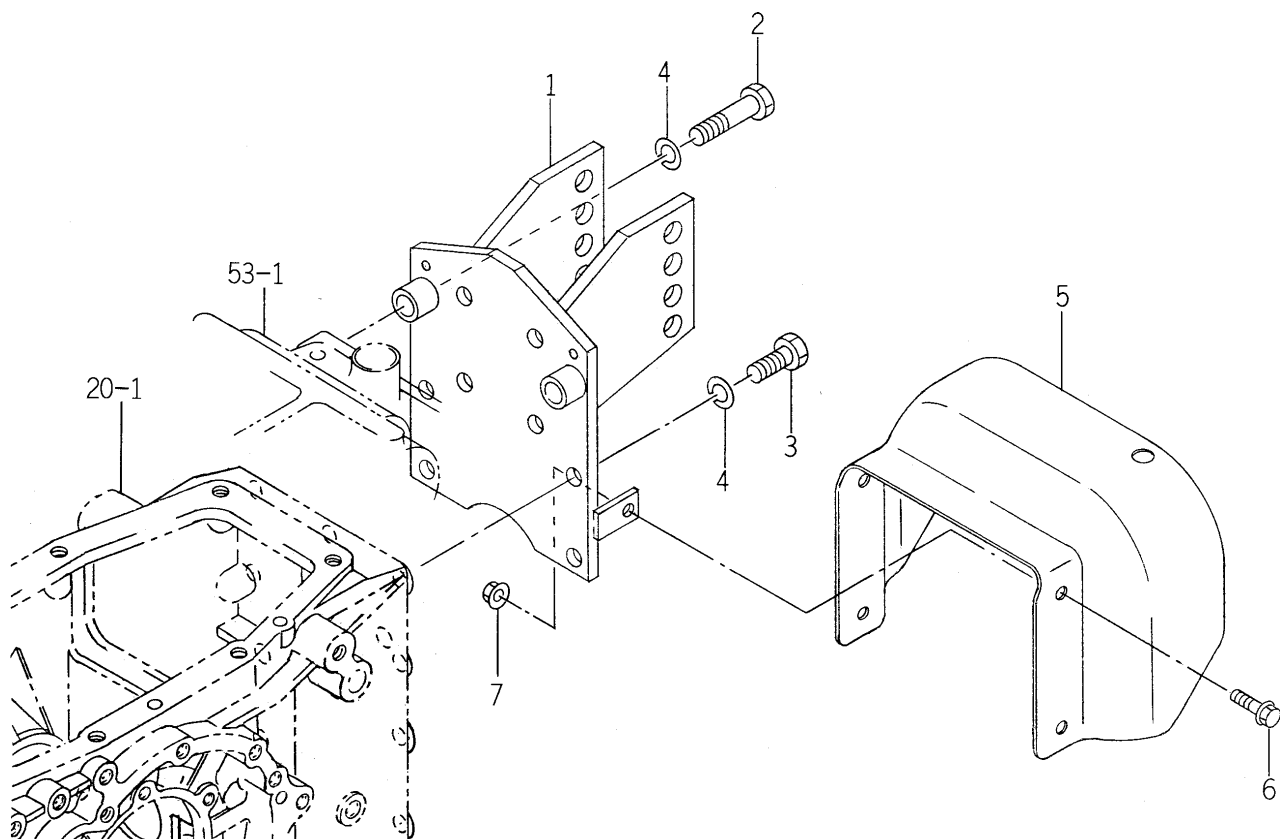


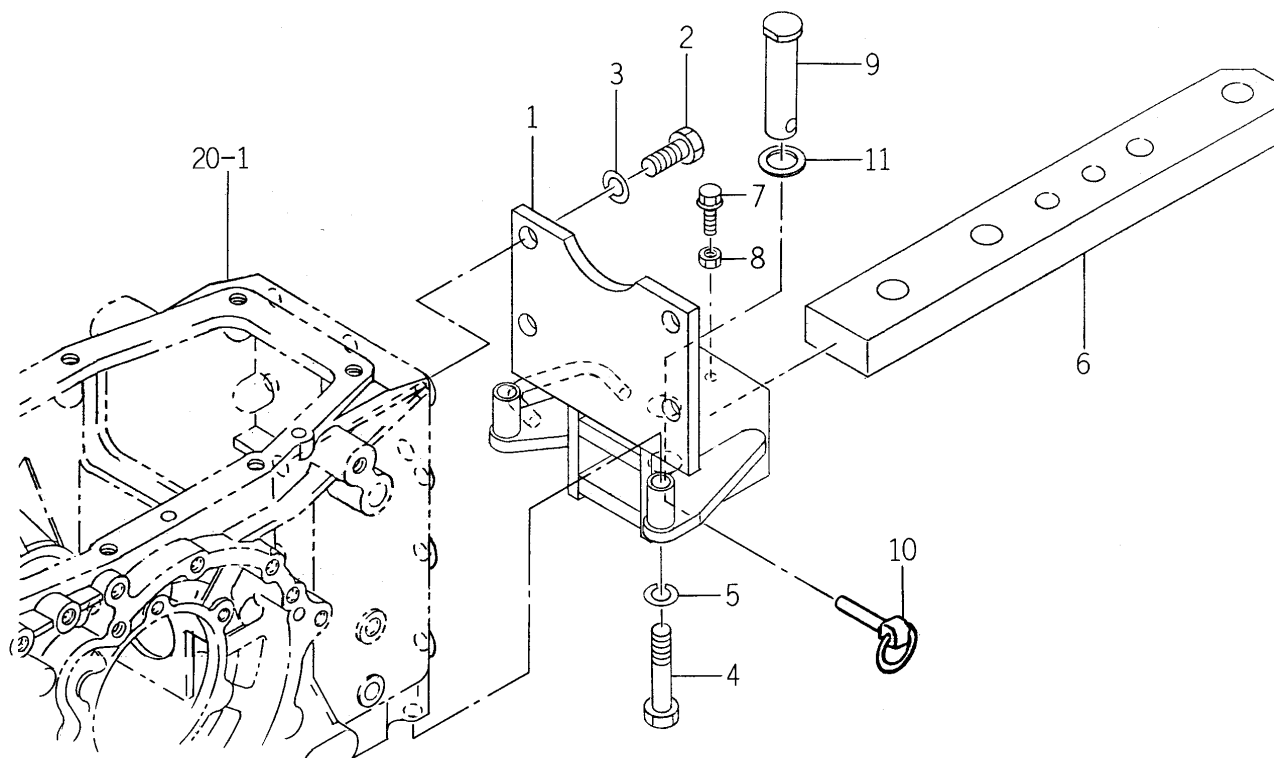
1742-515B-0100

KEY	PART CODE	DESCRIPTION	S P C	TYPE OF MODEL				I T C	C O L	G R P	REMARKS
				TG5330 E4	TG5330 E6	TG5390 E4	TG5390 E6				
1	1690-514-001-00	PIN/22X99	*	2		2					
2	V304-460-016-00	NUT/M16	*	2		2					
3	V401-160-016-00	WASHER,SP/M16	*	2		2					
4	V411-260-016-00	WASHER / M16	*	2		2					
5	V500-164-003-00	PIN,SPLIT/4 X30	*	2		2					
6	1742-515-240-00	ROD/FORK/LH/E4 COMP	*	1		1					
7	1742-515-001-00	LINK	*	1		1					
8	1444-514-003-00	PIN (19X72)	*	1		1					
9	V500-164-003-00	PIN,SPLIT/4 X30	*	1		1					
10	1564-527-300-40	CASE/BEVEL ASSY	*	1		1					
11	1564-527-220-10	GEAR,BEVEL,RH COMP	*	1		1					
12	1564-527-004-00	CASE,BEVEL	*	1		1					
13	1445-514-002-00	COLLAR(20X30X10)	*	1		1					
14	V580-140-503-20	PIN,SPRING/5 X32 W	*	1		1					
15	V610-115-110-40	BEARING,TB/51104	*	1		1					
16	1560-527-002-00	CAP/SEAL/38	*	1		1					
17	V762-150-000-00	NIPPLE,GREASE/B-M6F	*	2		2					
18	1445-514-004-00	SPRING,LOCK	*	1		1					
19		WIRE	*	1		1					
20	1560-527-220-00	LEVER COMP	*	1		1					
21	1302-726-502-00	GRIP	*	1		1					
22	V411-260-006-00	WASHER / M6	*	1		1					
23	1696-515-001-00	GEAR/BEVEL/10	*	1		1					
24	V580-140-501-80	PIN,SPRING/5 X18 W	*	1		1					
25	V600-110-600-40	BEARING,RB/6004	*	1		1					
26	V704-140-020-00	RING,SNAP/20C	*	1		1					
27	V705-140-042-00	RING,SNAP/42 C	*	1		1					
28	V744-120-420-80	SEAL,OIL/TC20428	*	1		1					
29	1742-515-250-00	ROD/FORK/E4 COMP	*	1		1					
30	1560-526-001-40	PIN/16X51	*	2		2					

[illegible]

[illegible]

[illegible]

[illegible]

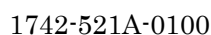
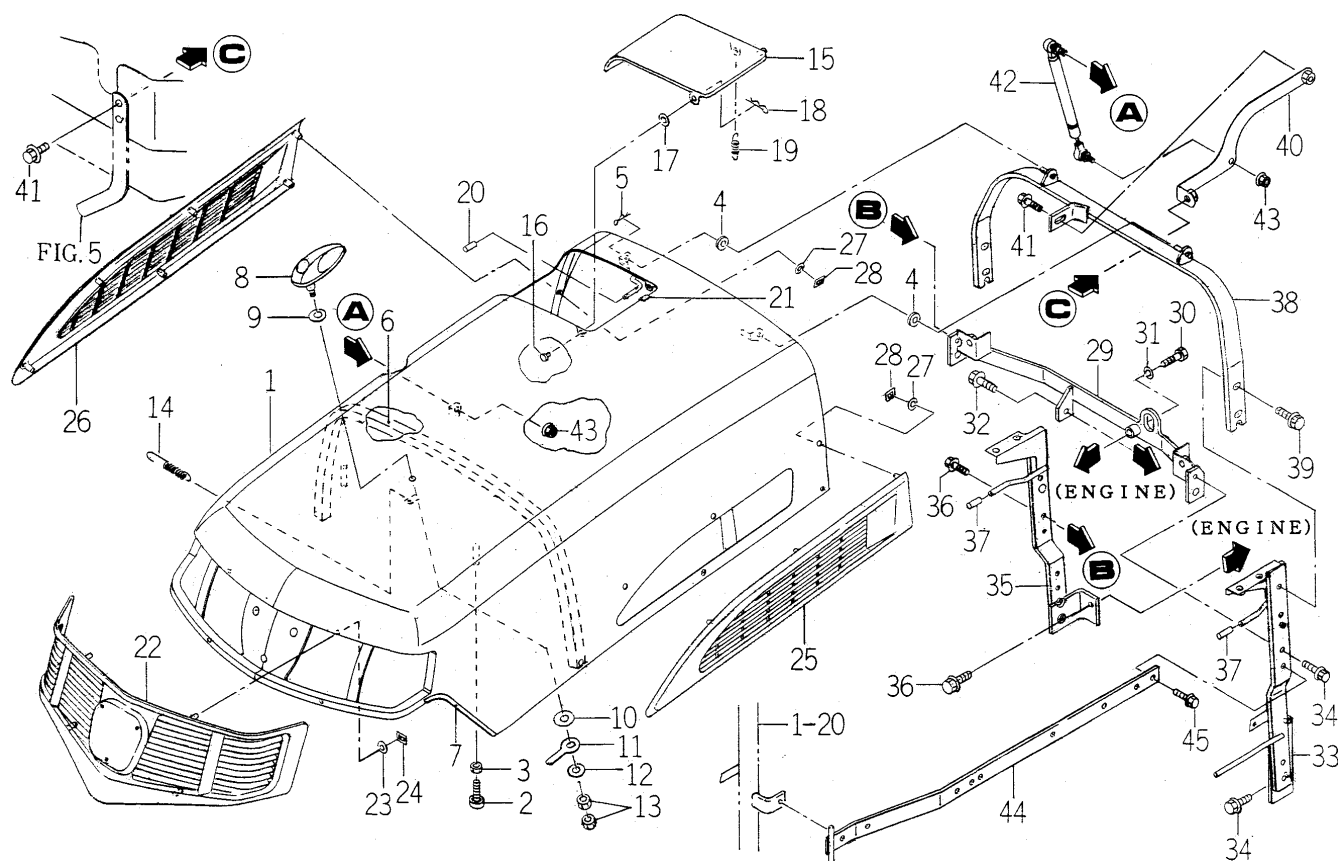
[illegible]

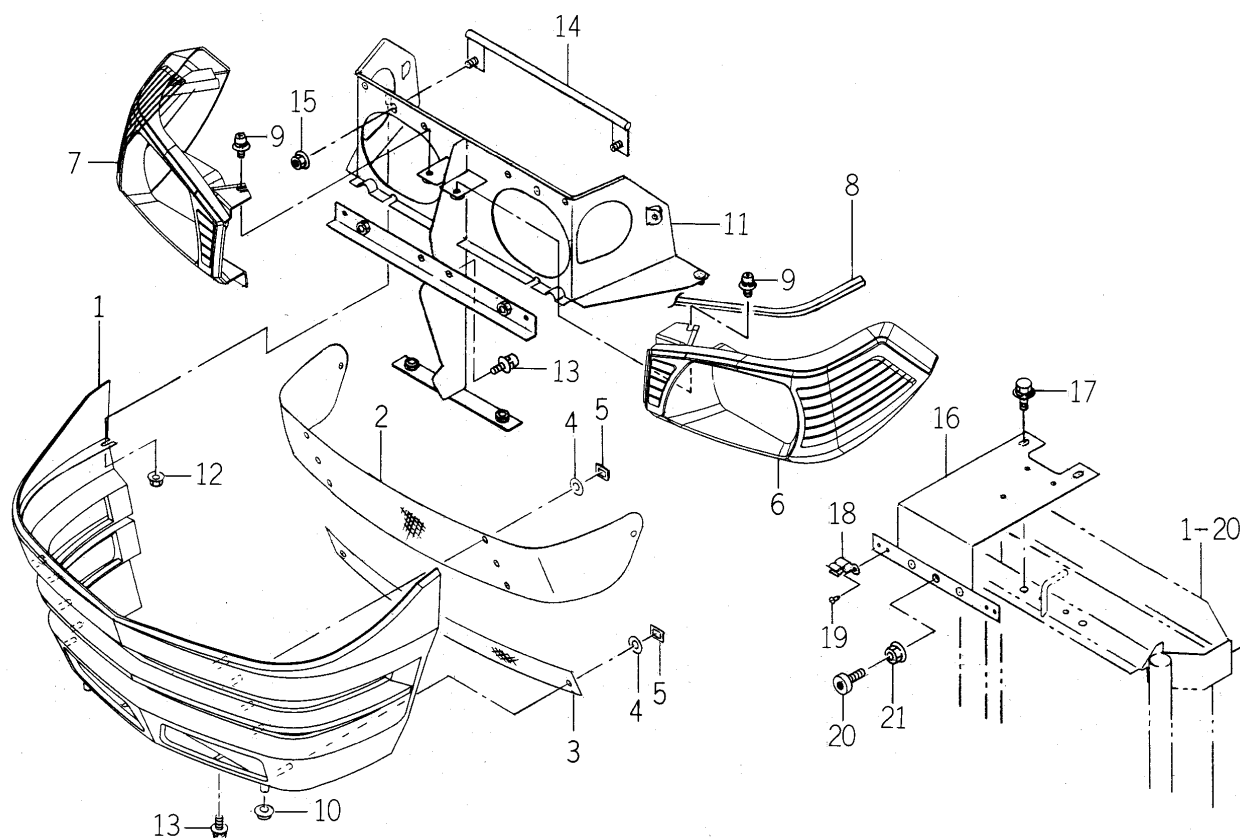
FIG. 74 HOOD SYSTEM



1746-601 -0100


[illegible]

FIG. 75 GRILLE SYSTEM



1746-602 -0100

[illegible]

[illegible]

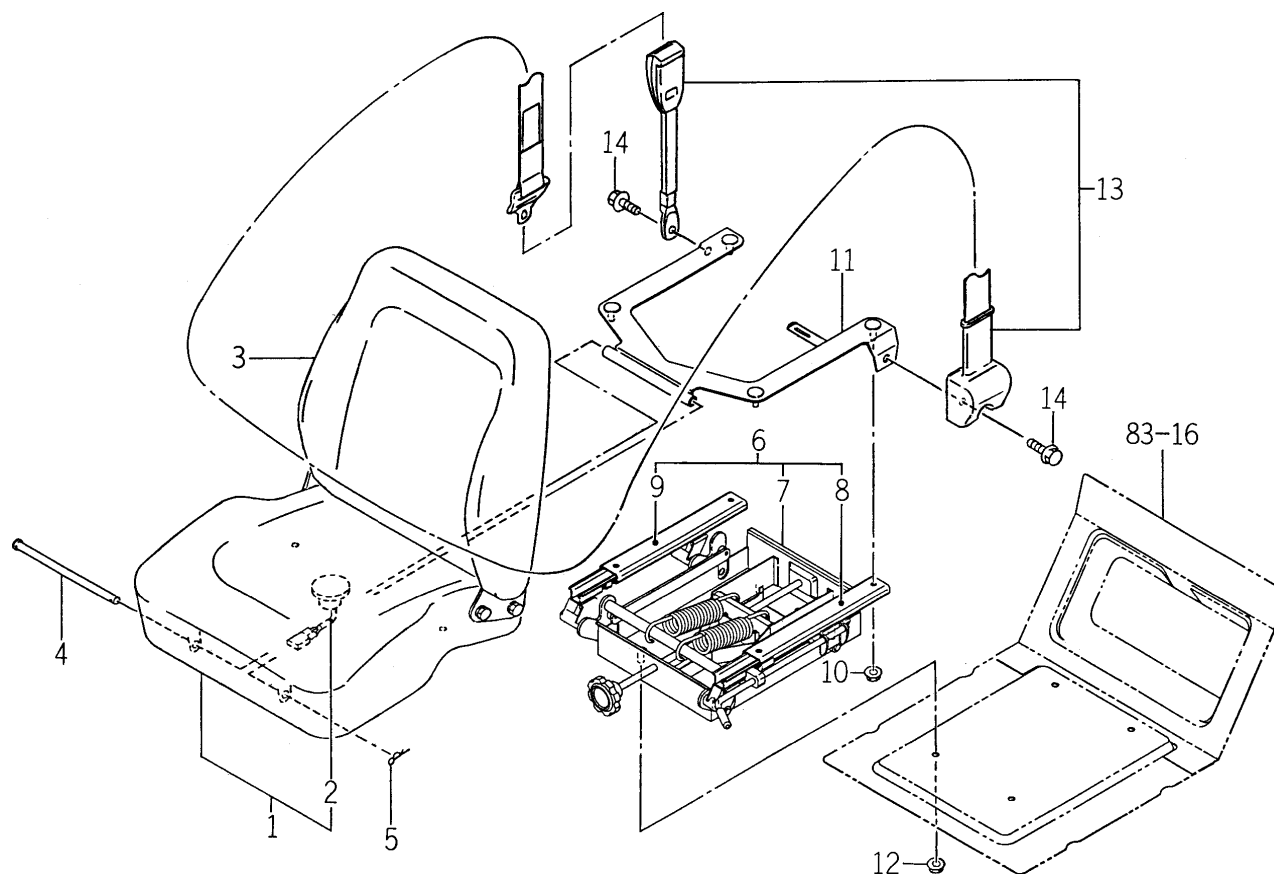
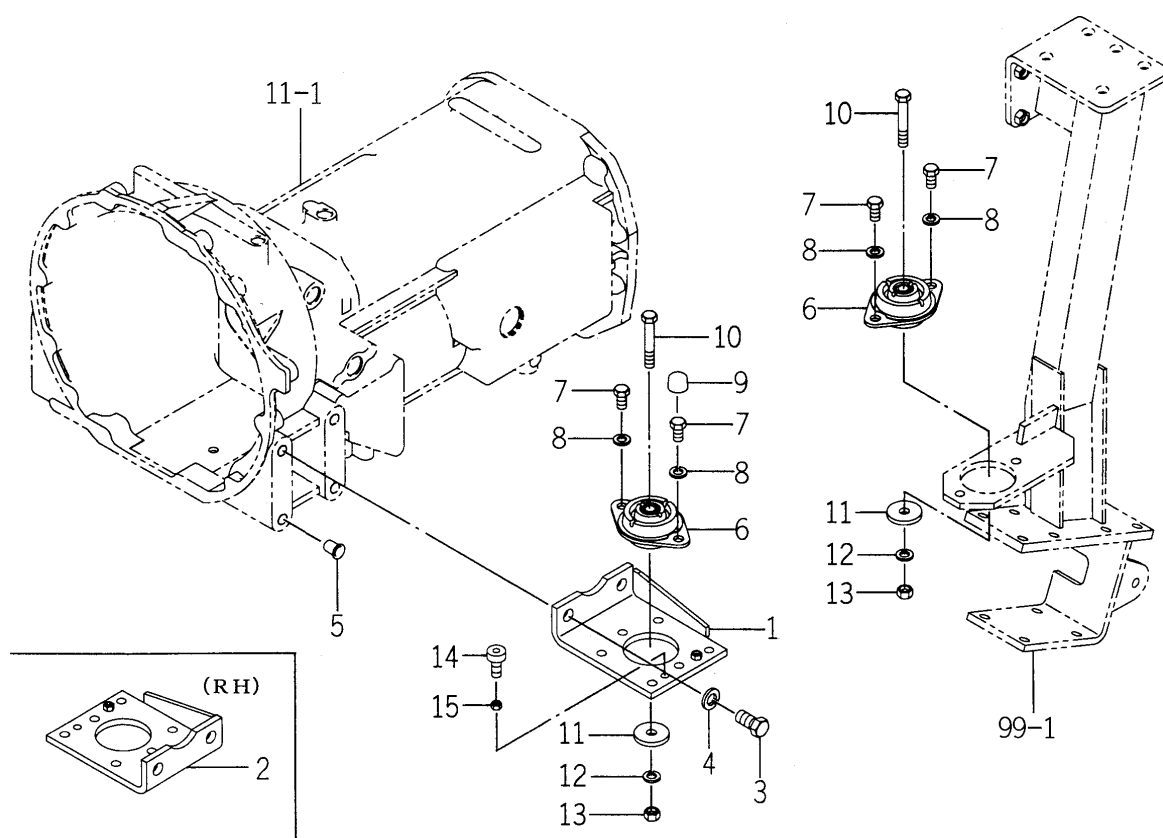
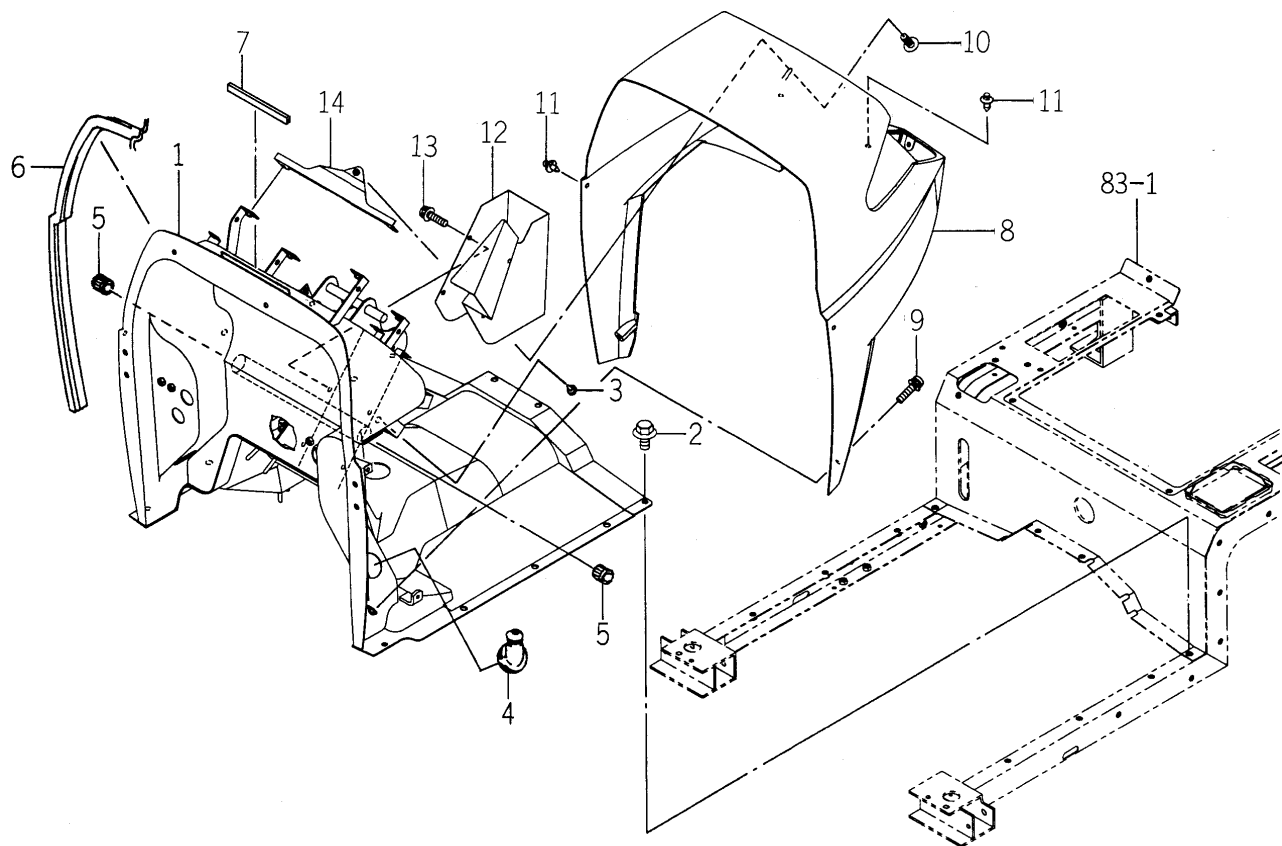
[illegible]

FIG. 80 MOUNT SYSTEM



1742-625 -0100

[illegible]

[illegible]

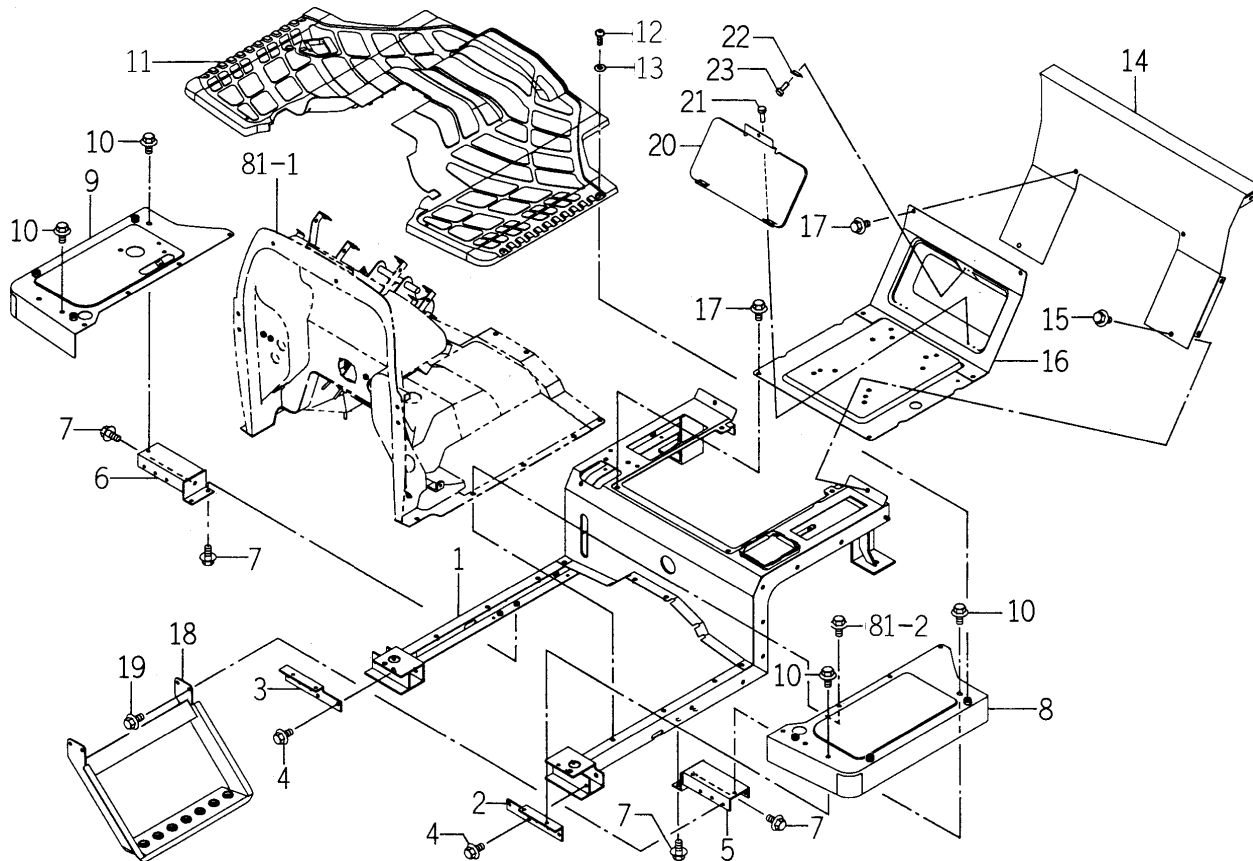
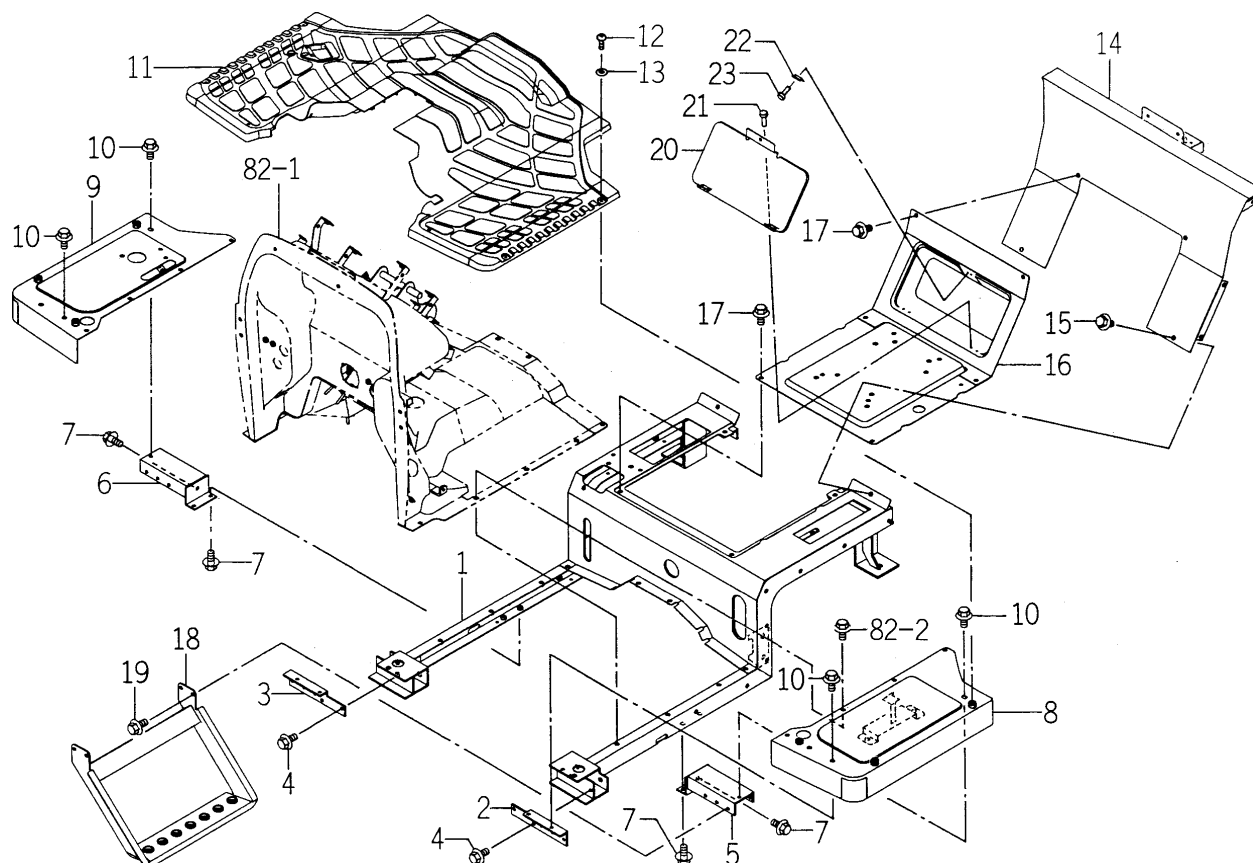
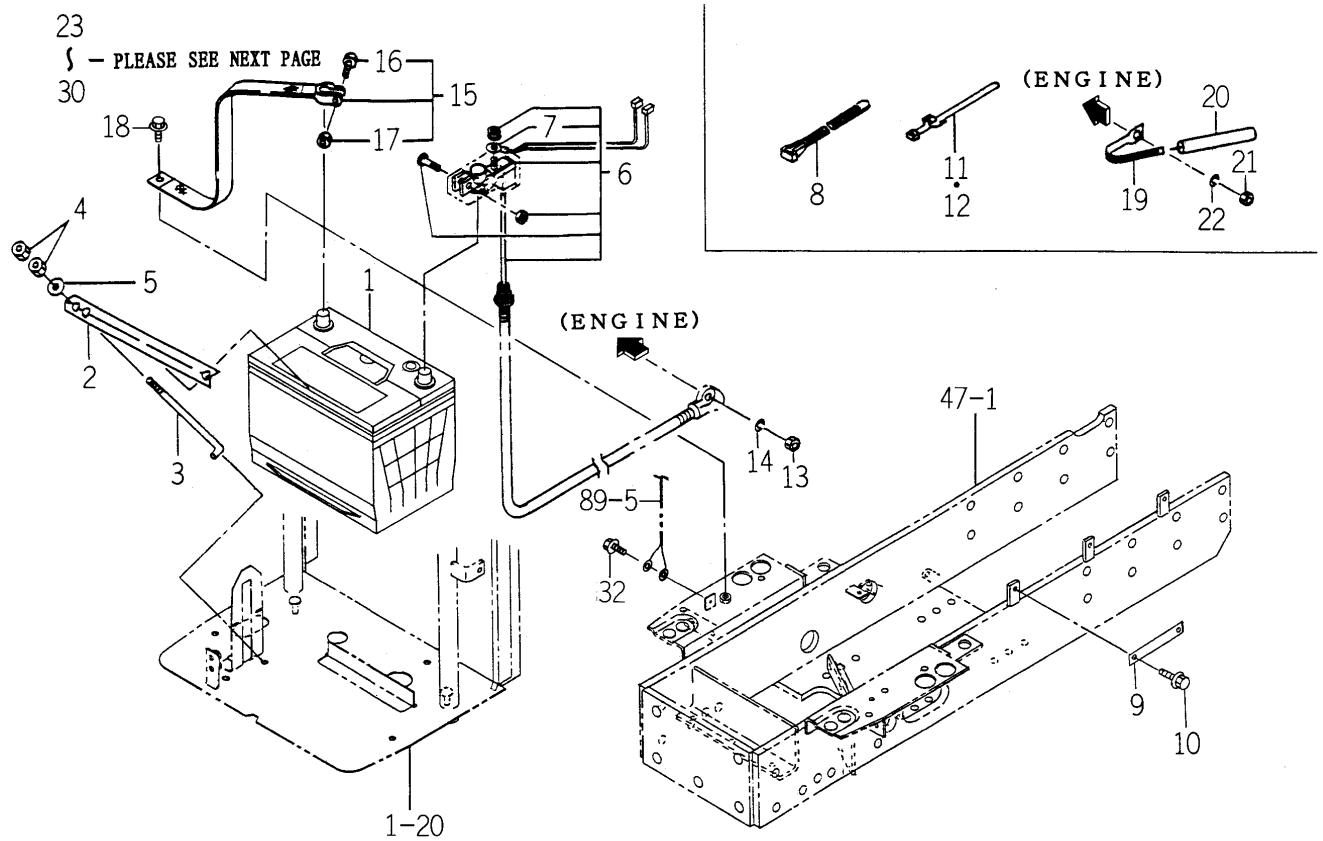
[illegible]

FIG. 85 FLOOR (REAR) SYSTEM (Q TYPE)



1746-631B-0100

[illegible]

FIG. 86 ELC. SYSTEM (FRONT) (S TYPE)(1/2)

1746-650 -0100

KEY	PART CODE	DESCRIPTION	S P C	TYPE OF MODEL				I T C	C O L	G R P	REMARKS
				TG5330 E4	TG5330 E6	TG5390 E4	TG5390 E6				
1	1742-650-220-00	BATTERY/80D26R ASSY	*	1		1					
2	1716-112-001-00	PLATE/BATTERY	*	1		1					
3	1675-112-002-00	BOLT/BATTERY	*	2		2					
4	V301-260-006-00	NUT/M 6	*	4		4					
5	V411-260-006-00	WASHER / M6	*	2		2					
6	1729-650-210-10	CABLE/BATTERY ASSY	*	1		1					
7	1696-650-243-00	HARNESS ASSY	*	1		1					
8	1376-402-003-00	BAND,WIRE/140	*	2		2					
9	3666-223-001-00	PLATE/I/16X116	*	1		1					
10	V231-360-801-60	FLANGE BOLT	*	1		1					
11	1560-666-004-00	BAND	*	2		2					
12	1560-666-004-00	BAND	*	1		1					
13	V304-260-008-00	NUT	*	1		1					
14	V401-160-008-00	WASHER,SP/M 8	*	1		1					
15	3768-171-003-00	STRAP,GROUND	*	1		1					
16	1568-650-004-10	BOLT/M08X32	*	1		1					
17	1568-650-005-10	NUT/M08	*	1		1					
18	V231-360-801-60	FLANGE BOLT	*	1		1					
19	1650-650-015-00	CLAMP	*	1		1					
20	1650-650-017-00	TUBE/120	*	1		1					
21	V301-260-006-00	NUT/M 6	*	1		1					
22	V401-160-006-00	WASHER,SP/M 6	*	1		1					
23	1674-652-200-00	LAMP/HEAD ASSY	*	2		2					*****
24	1674-652-202-00	BULB/12V/45/40W	*	2		2					
25	V111-166-002-50	SCREW/M6X25	*	6		6					
26	1729-650-002-00	SPRING/HCO16	*	6		6					
27	1746-650-210-00	STAY/LAMP/LH COMP	*	1		1					
28	1746-650-220-00	STAY/LAMP/RH COMP	*	1		1					
29	V111-165-001-20	SCREW/M5X12	*	6		6					
30	1740-680-530-00	HORN ASSY	*	1		1					

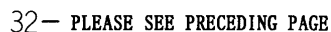
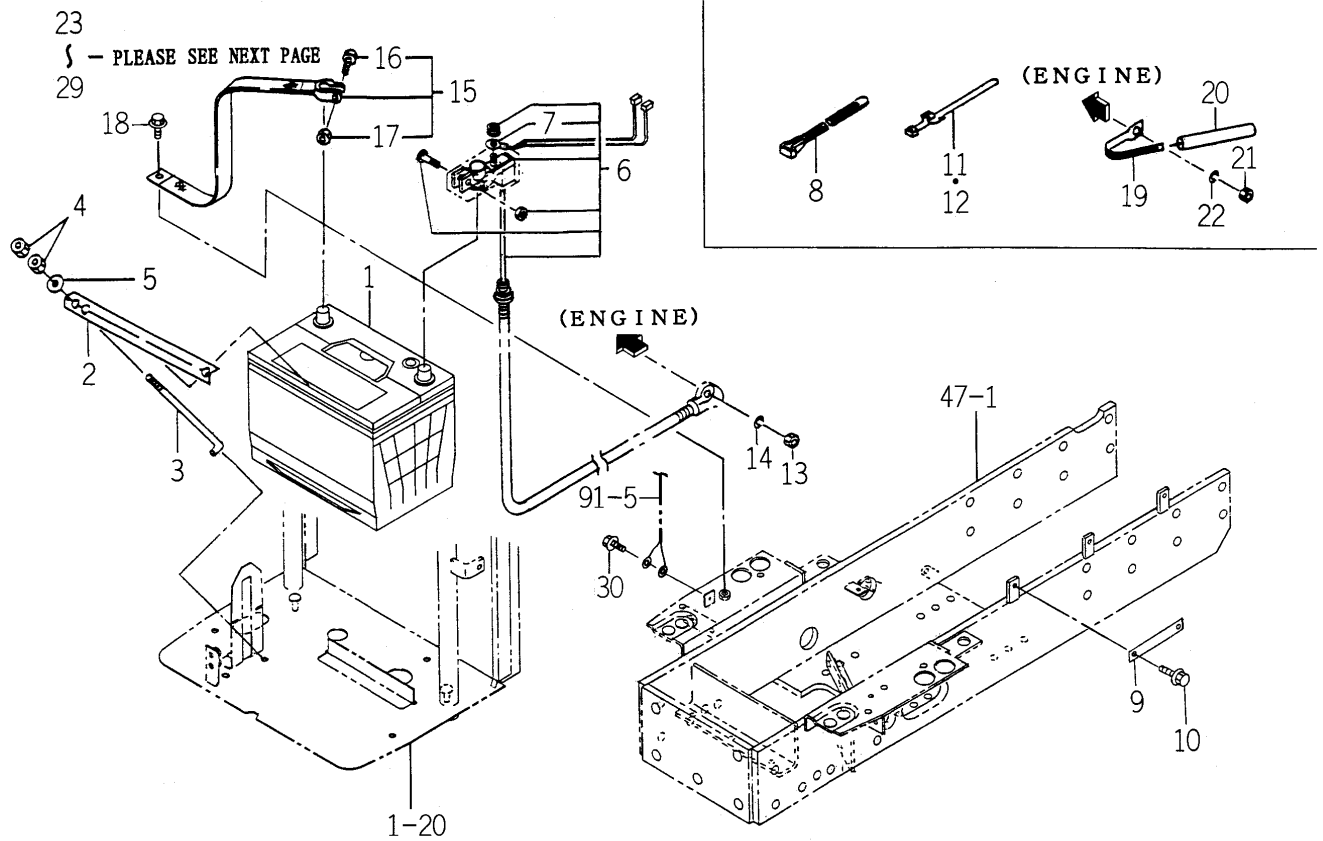
[illegible]

FIG. 87 ELC. SYSTEM (FRONT) (P TYPE)(1/2)



1746-650A-0100

KEY	PART CODE	DESCRIPTION	S P C	TYPE OF MODEL				I T C	C O L	G R P	REMARKS
				TG5330 E4	TG5330 E6	TG5390 E4	TG5390 E6				
1	1742-650-220-00	BATTERY/80D26R ASSY	*		1		1				
2	1716-112-001-00	PLATE/BATTERY	*		1		1				
3	1675-112-002-00	BOLT/BATTERY	*		2		2				
4	V301-260-006-00	NUT/M 6	*		4		4				
5	V411-260-006-00	WASHER / M6	*		2		2				
6	1729-650-210-10	CABLE/BATTERY ASSY	*		1		1				
7	1696-650-243-00	HARNESS ASSY	*		1		1				
8	1376-402-003-00	BAND,WIRE/140	*		2		2				
9	3666-223-001-00	PLATE/I/16X116	*		1		1				
10	V231-360-801-60	FLANGE BOLT	*		1		1				
11	1560-666-004-00	BAND	*		2		2				
12	1560-666-004-00	BAND	*		1		1				
13	V304-260-008-00	NUT	*		1		1				
14	V401-160-008-00	WASHER,SP/M 8	*		1		1				
15	3768-171-003-00	STRAP,GROUND	*		1		1				
16	1568-650-004-10	BOLT/M08X32	*		1		1				
17	1568-650-005-10	NUT/M08	*		1		1				
18	V231-360-801-60	FLANGE BOLT	*		1		1				
19	1650-650-015-00	CLAMP	*		1		1				
20	1650-650-017-00	TUBE/120	*		1		1				
21	V301-260-006-00	NUT/M 6	*		1		1				
22	V401-160-006-00	WASHER,SP/M 6	*		1		1				
23	1674-652-200-00	LAMP/HEAD ASSY	*		2		2				*****
24	1674-652-202-00	BULB/12V/45/40W	*		2		2				
25	V111-166-002-50	SCREW/M6X25	*		6		6				
26	1729-650-002-00	SPRING/HCO16	*		6		6				
27	1746-650-210-00	STAY/LAMP/LH COMP	*		1		1				
28	1746-650-220-00	STAY/LAMP/RH COMP	*		1		1				
29	V111-165-001-20	SCREW/M5X12	*		6		6				
30	V230-360-601-60	FLANGE BOLT	*		1		1				


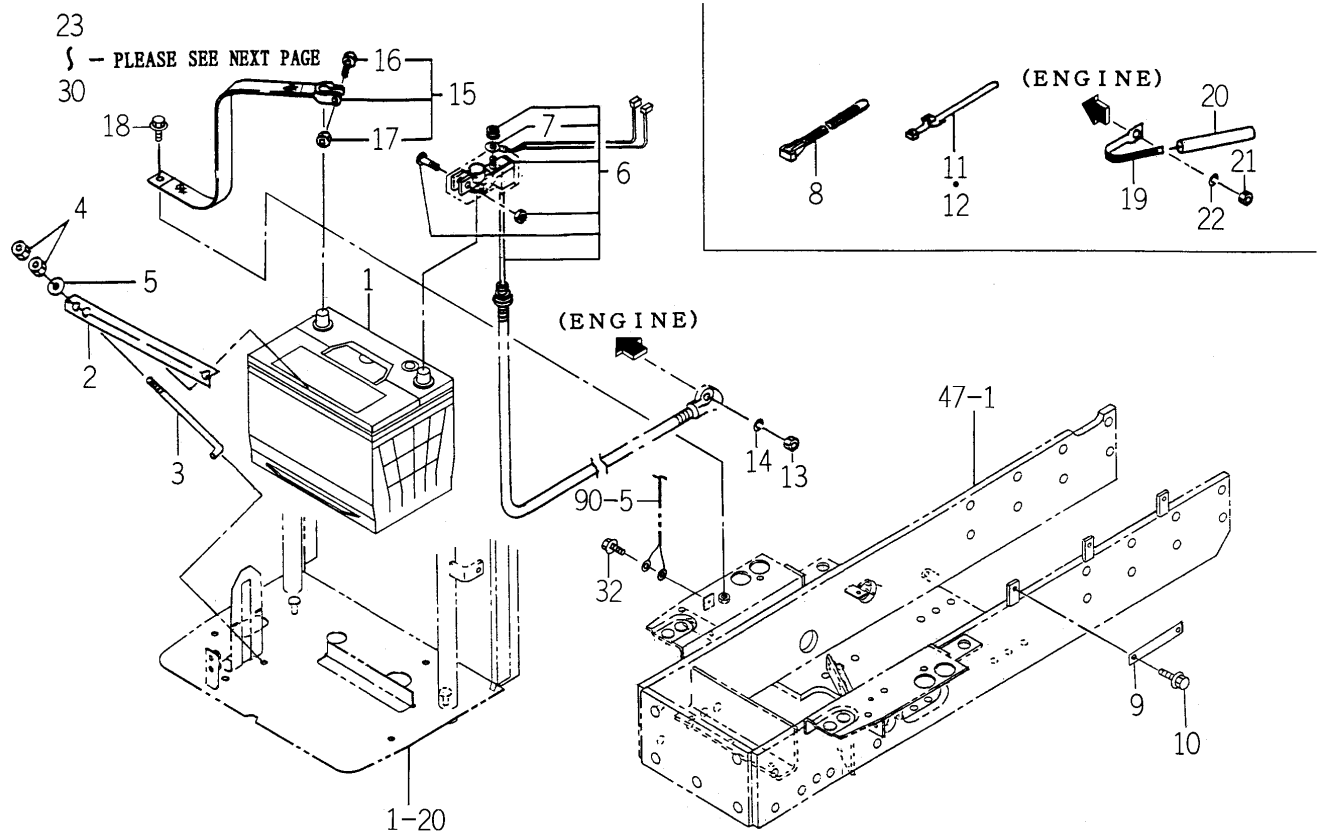
[illegible]

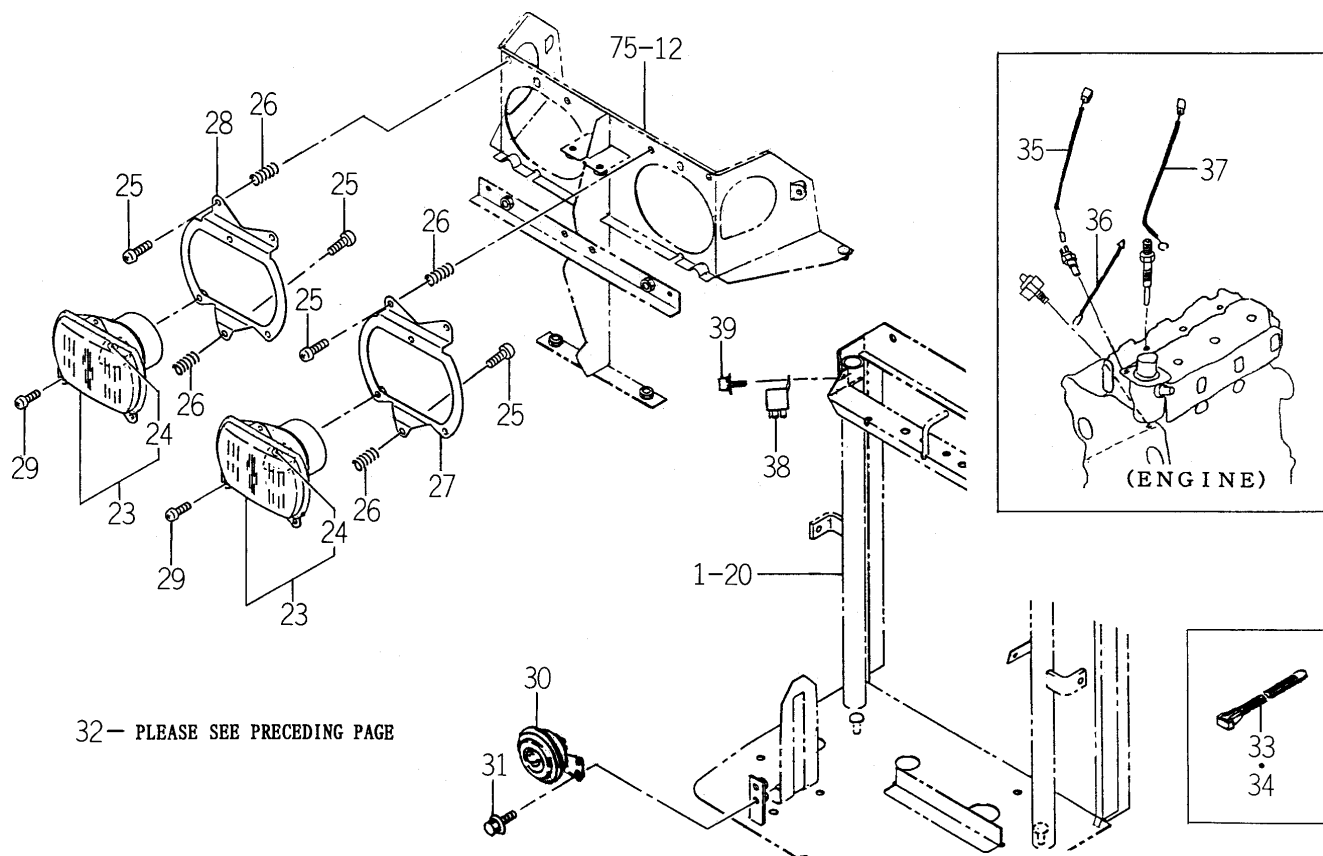
FIG. 88 ELC. SYSTEM (FRONT) (Q TYPE)(1/2)



1746-650B-0100

KEY	PART CODE	DESCRIPTION	S P C	TYPE OF MODEL				I T C	C O L	G R P	REMARKS
				TG5330 E4	TG5330 E6	TG5390 E4	TG5390 E6				
1	1742-650-220-00	BATTERY/80D26R ASSY	*	1		1					
2	1716-112-001-00	PLATE/BATTERY	*	1		1					
3	1675-112-002-00	BOLT/BATTERY	*	2		2					
4	V301-260-006-00	NUT/M 6	*	4		4					
5	V411-260-006-00	WASHER / M6	*	2		2					
6	1729-650-210-10	CABLE/BATTERY ASSY	*	1		1					
7	1696-650-243-00	HARNESS ASSY	*	1		1					
8	1376-402-003-00	BAND,WIRE/140	*	2		2					
9	3666-223-001-00	PLATE/I/16X116	*	1		1					
10	V231-360-801-60	FLANGE BOLT	*	1		1					
11	1560-666-004-00	BAND	*	2		2					
12	1560-666-004-00	BAND	*	1		1					
13	V304-260-008-00	NUT	*	1		1					
14	V401-160-008-00	WASHER,SP/M 8	*	1		1					
15	3768-171-003-00	STRAP,GROUND	*	1		1					
16	1568-650-004-10	BOLT/M08X32	*	1		1					
17	1568-650-005-10	NUT/M08	*	1		1					
18	V231-360-801-60	FLANGE BOLT	*	1		1					
19	1650-650-015-00	CLAMP	*	1		1					
20	1650-650-017-00	TUBE/120	*	1		1					
21	V301-260-006-00	NUT/M 6	*	1		1					
22	V401-160-006-00	WASHER,SP/M 6	*	1		1					
23	1674-652-200-00	LAMP/HEAD ASSY	*	2		2					*****
24	1674-652-202-00	BULB/12V/45/40W	*	2		2					
25	V111-166-002-50	SCREW/M6X25	*	6		6					
26	1729-650-002-00	SPRING/HCO16	*	6		6					
27	1746-650-210-00	STAY/LAMP/LH COMP	*	1		1					
28	1746-650-220-00	STAY/LAMP/RH COMP	*	1		1					
29	V111-165-001-20	SCREW/M5X12	*	6		6					
30	1740-680-530-00	HORN ASSY	*	1		1					

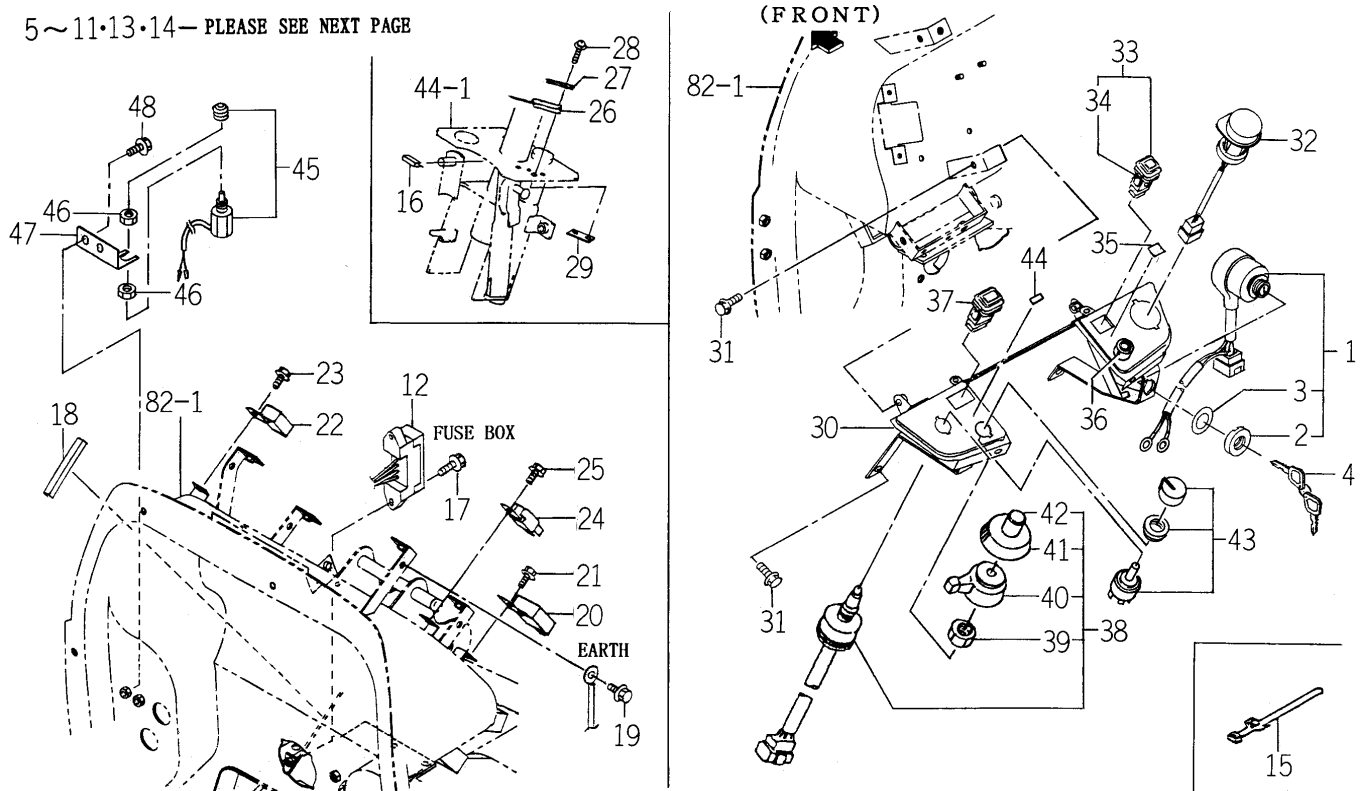
FIG. 88 ELC. SYSTEM (FRONT) (Q TYPE)(2/2)



1746-650B-0100

[illegible]

5~11·13·14— PLEASE SEE NEXT PAGE

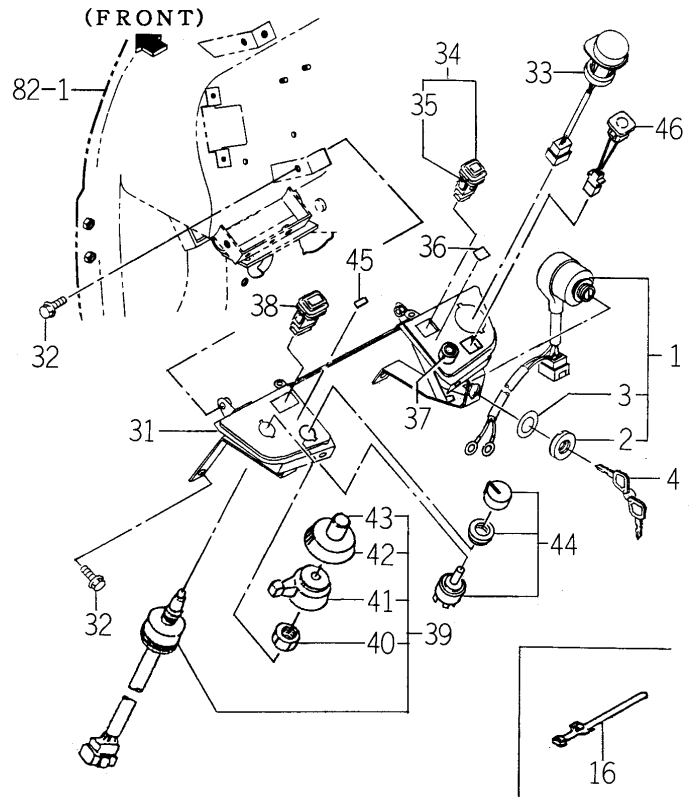
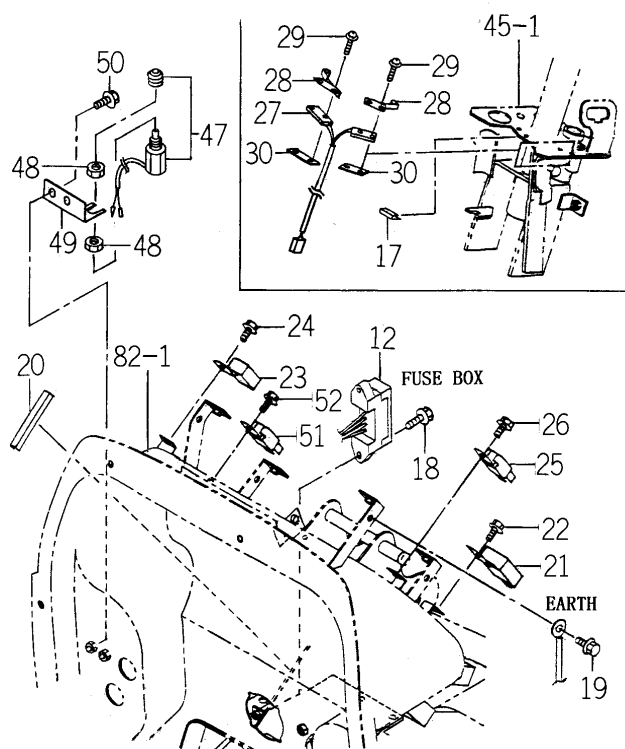


1746-652 -0100

KEY	PART CODE	DESCRIPTION	S P C	TYPE OF MODEL				I T C	C O L	G R P	REMARKS
				TG5330 E4	TG5330 E6	TG5390 E4	TG5390 E6				
1	1746-652-300-00	SWITCH/ROTALY/E ASSY	*	1		1					
2	1729-652-272-00	RINGNUT	*	1		1					
3	1729-652-273-00	WASHER	*	1		1					
4	1729-652-212-00	KEY	*	1		1					
5	1746-652-200-10	HARNESS/MAIN/SE ASSY	*	1		1					
6	1560-666-212-00	DIODE	*	2		2					
7	3821-262-204-00	FUSE/BLADE/32V20A	*	3		3					
8	3821-262-203-00	FUSE(BLADE/32V15A)	*	4		4					
9	3821-262-202-00	FUSE/BLADE/32V10A	*	8		8					
10	3824-247-202-00	FUSE/BLADE/32V05A	*	6		6					
11	3821-262-209-00	TOOL/FUSE	*	1		1					
12	3821-262-206-00	COVER/FUSE	*	1		1					
13	1650-650-222-00	FUSE/SLOWBLOW	*	2		2					
14	1650-650-243-00	FUSE/SLOWBLOW	*	1		1					
15	1560-666-004-00	BAND	*	4		4					
16	1650-602-223-00	PAD/20	*	1		1					
17	V230-360-601-60	FLANGE BOLT	*	2		2					
18	3650-201-008-00	PROTECTOR,EDGE/120	*	2		2					
19	V230-360-601-60	FLANGE BOLT	*	1		1					
20	1600-623-002-00	FLASHER ASSY	*	1		1					4DM0-033-600-01
21	V230-360-601-60	FLANGE BOLT	*	1		1					
22	1690-658-370-00	RELAY/4P ASSY	*	1		1					
23	V230-360-601-60	FLANGE BOLT	*	1		1					
24	1690-658-370-00	RELAY/4P ASSY	*	1		1					
25	V230-360-601-60	FLANGE BOLT	*	1		1					
26	1690-652-200-00	SWITCH ASSY	*	1		1					
27	1614-261-301-00	LEVER/SWITCH	*	1		1					
28	3800-835-034-00	SCREW/SP	*	2		2					
29	3642-496-007-10	PLATE,SWITCH	*	1		1					
30	1746-652-410-20	PANEL/SW/EU/S/H COMP	*	1		1			5I		

[illegible][illegible]

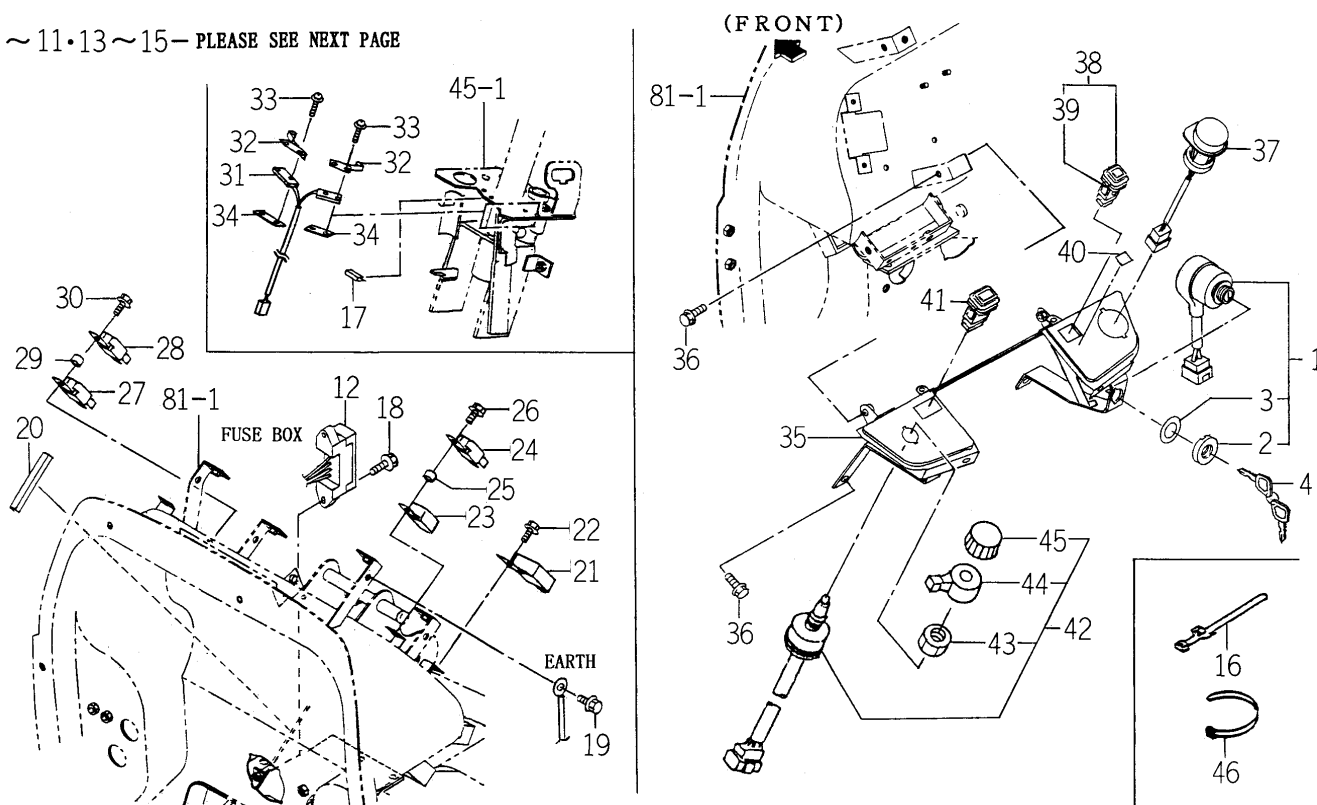
5~11·13~15- PLEASE SEE NEXT PAGE



1746-652A-0100

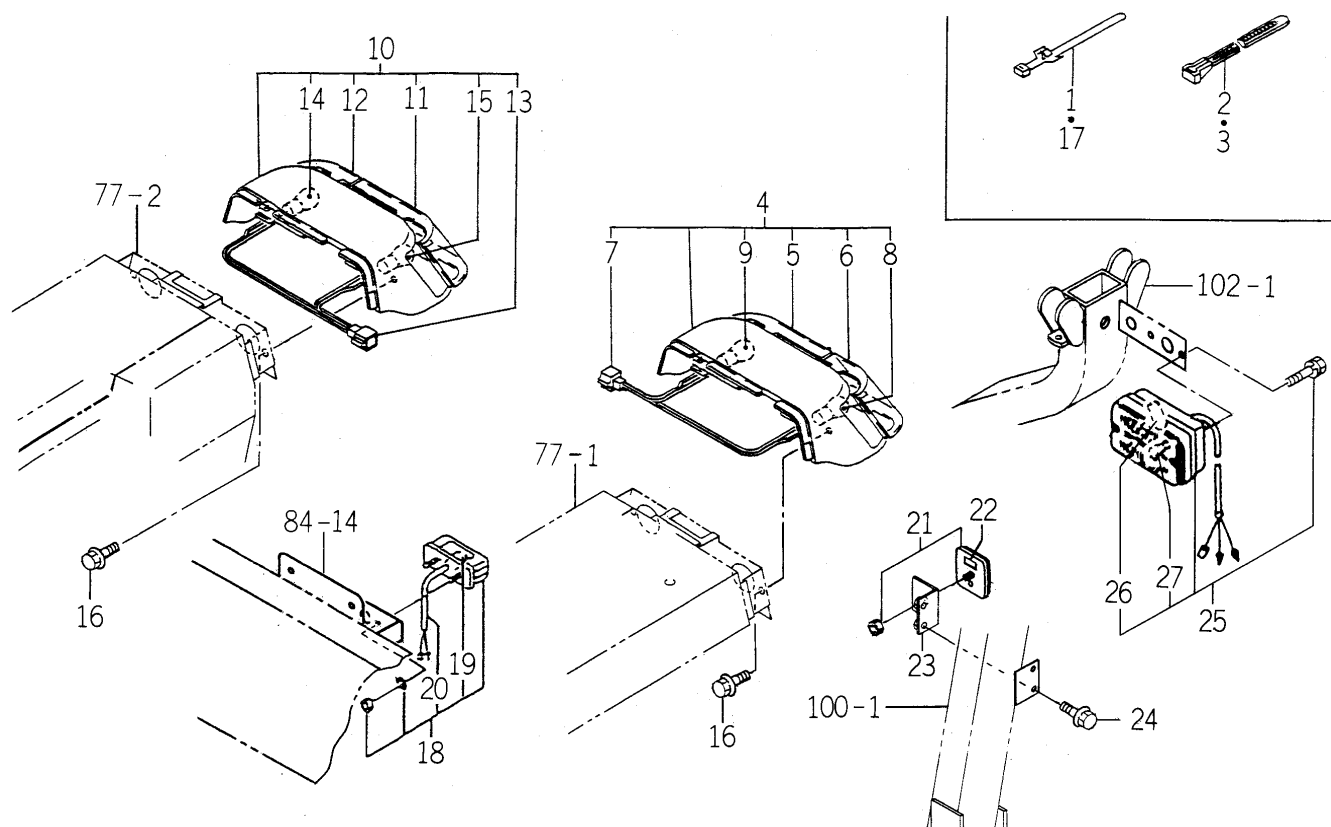
KEY	PART CODE	DESCRIPTION	S P C	TYPE OF MODEL				I T C	C O L	G R P	REMARKS
				TG5330 E4	TG5330 E6	TG5390 E4	TG5390 E6				
1	1746-652-300-00	SWITCH/ROTALY/E ASSY	*	1		1					
2	1729-652-272-00	RINGNUT	*	1		1					
3	1729-652-273-00	WASHER	*	1		1					
4	1729-652-212-00	KEY	*	1		1					
5	1746-652-210-00	HARNESS/MAIN/QE ASSY	*	1		1					
6	1560-666-212-00	DIODE	*	1		1					
7	3821-262-204-00	FUSE/BLADE/32V20A	*	3		3					
8	3821-262-203-00	FUSE(BLADE/32V15A)	*	5		5					
9	3821-262-202-00	FUSE/BLADE/32V10A	*	8		8					
10	3824-247-202-00	FUSE/BLADE/32V05A	*	7		7					
11	3821-262-209-00	TOOL/FUSE	*	1		1					
12	3821-262-206-00	COVER/FUSE	*	1		1					
13	1650-650-222-00	FUSE/SLOWBLOW	*	2		2					
14	1650-650-243-00	FUSE/SLOWBLOW	*	1		1					
15	1652-654-212-00	DIOD	*	1		1					
16	1560-666-004-00	BAND	*	4		4					
17	1650-602-223-00	PAD/20	*	1		1					
18	V230-360-601-60	FLANGE BOLT	*	2		2					
19	V230-360-601-60	FLANGE BOLT	*	1		1					
20	3650-201-008-00	PROTECTOR,EDGE/120	*	2		2					
21	1600-623-002-00	FLASHER ASSY	*	1		1					4DM0-033-600-01
22	V230-360-601-60	FLANGE BOLT	*	1		1					
23	1690-652-210-00	RELAY ASSY	*	1		1					
24	V230-360-601-60	FLANGE BOLT	*	1		1					
25	1690-658-370-00	RELAY/4P ASSY	*	1		1					
26	V230-360-601-60	FLANGE BOLT	*	1		1					
27	1729-652-290-00	SWITCH/TWIN ASSY	*	1		1					
28	3807-836-400-00	ACTUATOR ASSY	*	2		2					
29	3800-835-034-00	SCREW/SP	*	4		4					
30	3642-496-007-10	PLATE,SWITCH	*	2		2					

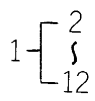
5~11・13~15— PLEASE SEE NEXT PAGE



1746-652C-0100

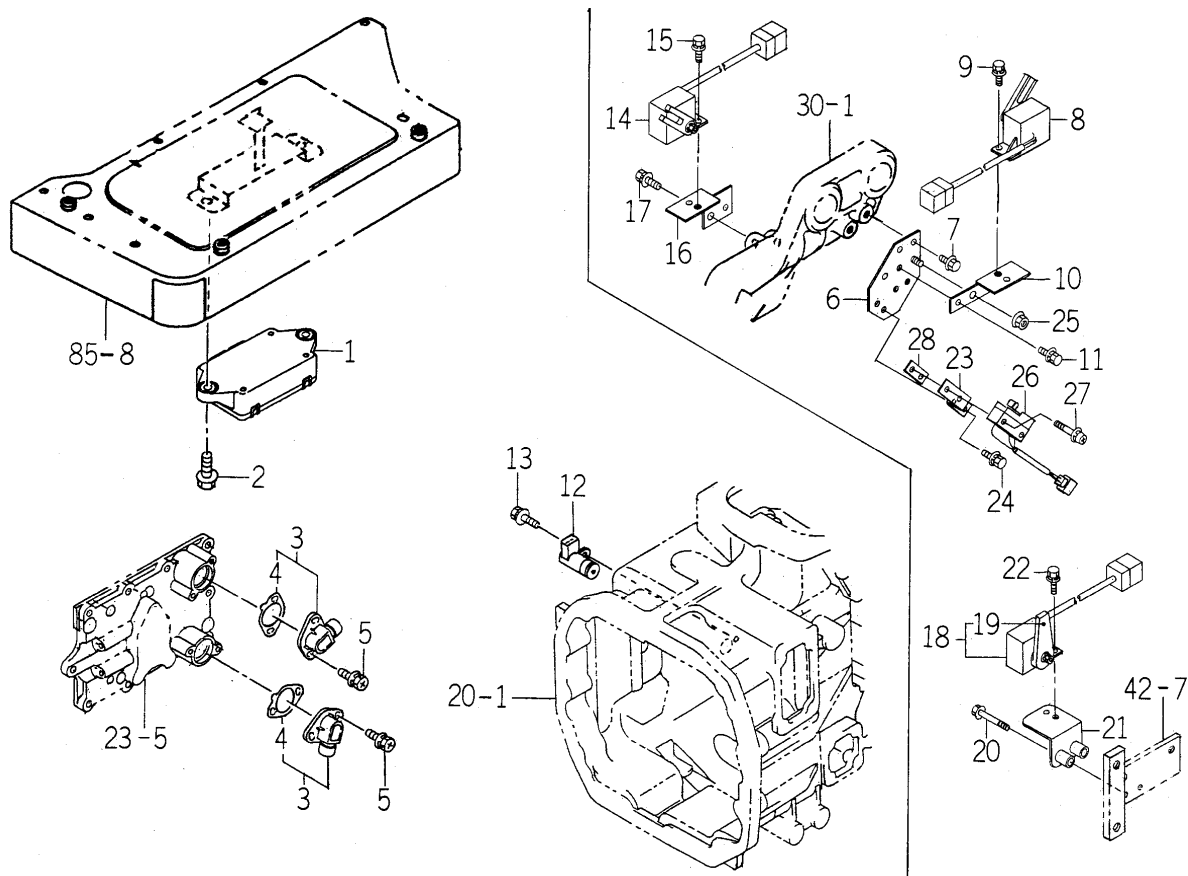
KEY	PART CODE	DESCRIPTION	S P C	TYPE OF MODEL				I T C	C O L	G R P	REMARKS
				TG5330 E4	TG5330 E6	TG5390 E4	TG5390 E6				
1	1742-652-220-00	SWITCH/ROTARY ASSY	*		1		1				
2	1729-652-272-00	RINGNUT	*		1		1				
3	1729-652-273-00	WASHER	*		1		1				
4	1729-652-212-00	KEY	*		1		1				
5	1746-652-240-00	HARNESS/MAIN/PE ASSY	*		1		1				
6	1560-666-212-00	DIODE	*		2		2				
7	3821-262-204-00	FUSE/BLADE/32V20A	*		3		3				
8	3821-262-203-00	FUSE(BLADE/32V15A)	*		3		3				
9	3821-262-202-00	FUSE/BLADE/32V10A	*		2		2				
10	3824-247-202-00	FUSE/BLADE/32V05A	*		2		2				
11	3821-262-209-00	TOOL/FUSE	*		1		1				
12	3821-262-206-00	COVER/FUSE	*		1		1				
13	1650-650-222-00	FUSE/SLOWBLOW	*		2		2				
14	1650-650-243-00	FUSE/SLOWBLOW	*		1		1				
15	1652-654-212-00	DIOD	*		1		1				
16	1560-666-004-00	BAND	*		4		4				
17	1650-602-223-00	PAD/20	*		1		1				
18	V230-360-601-60	FLANGEBOLT	*		2		2				
19	V230-360-601-60	FLANGEBOLT	*		1		1				
20	3650-201-008-00	PROTECTOR,EDGE/120	*		2		2				
21	1709-680-200-00	RELAY/FLASHER/SAE	*		1		1				
22	V230-360-601-60	FLANGEBOLT	*		1		1				
23	1690-652-210-00	RELAY ASSY	*		1		1				
24	1690-658-370-00	RELAY/4P ASSY	*		1		1				
25	3676-274-001-00	COLLAR/07X11X20	*		1		1				
26	V230-360-601-60	FLANGEBOLT	*		1		1				
27	1690-658-370-00	RELAY/4P ASSY	*		1		1				
28	1690-658-370-00	RELAY/4P ASSY	*		1		1				
29	3676-274-001-00	COLLAR/07X11X20	*		1		1				
30	V230-360-603-50	FLANGEBOLT	*		1		1				

[illegible]

[illegible]

[illegible]

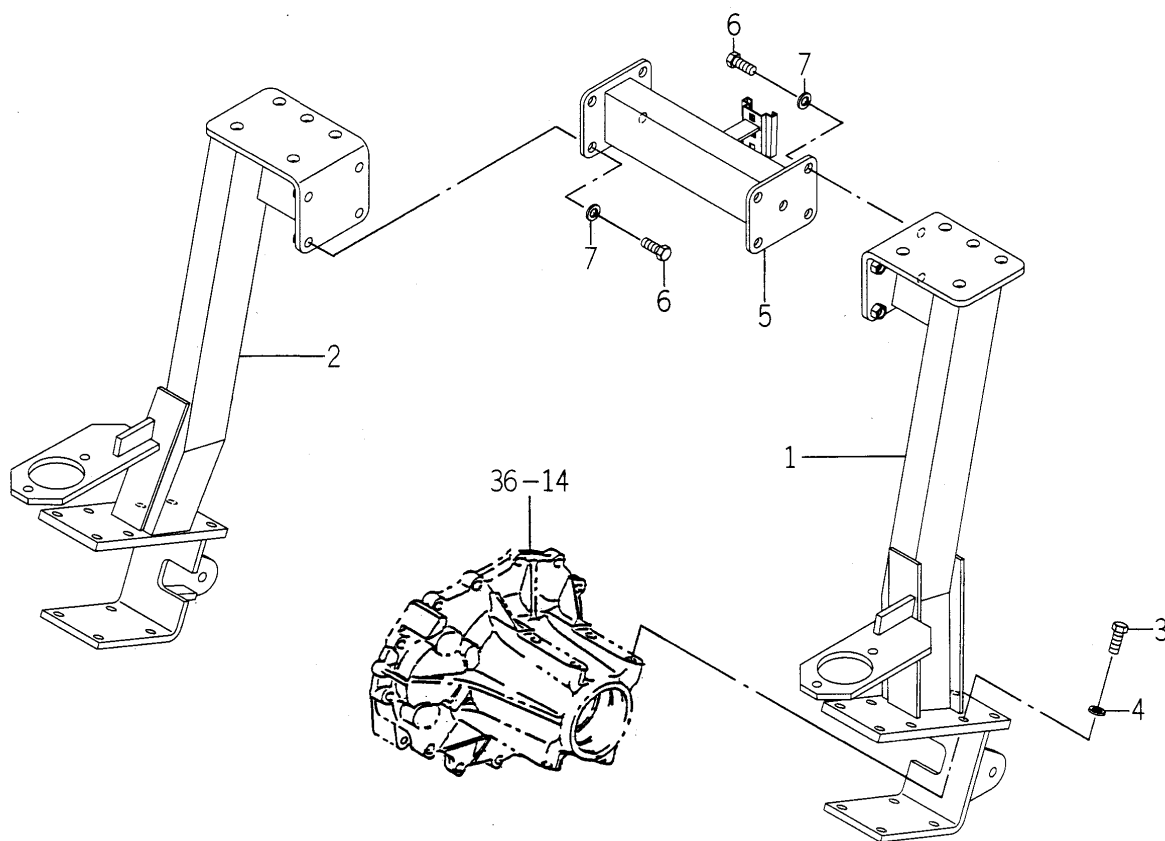
FIG. 97 CONTROL SYSTEM (Q TYPE)



1746-662 -0100

KEY	PART CODE	DESCRIPTION	S P C	TYPE OF MODEL				I T C	C O L	G R P	REMARKS
				TG5330 E4	TG5330 E6	TG5390 E4	TG5390 E6				
1	1746-662-200-00	CONTROLLER/Q ASSY	*	1		1					
2	V231-360-803-00	FLANGEBOLT	*	2		2					
3	1696-660-400-00	SENSOR/ANGLE/R ASSY	*	2		2					
4	1690-660-001-00	GASKET/SENSOR	*	2		2					
5	2505-111-001-00	BOLT/SP	*	4		4					
6	1746-662-240-00	BRACKET/SENSOR COMP	*	1		1					
7	V230-360-601-20	FLANGEBOLT	*	2		2					
8	1729-660-230-00	SENSOR ASSY	*	1		1					
9	V210-360-601-60	BOLT(SP)/M6X16	*	1		1					
10	1746-662-220-00	PLATE/SENSOR COMP	*	1		1					
11	V210-360-601-60	BOLT(SP)/M6X16	*	2		2					
12	1690-654-350-00	SENSOR/REVOLUTION/L	*	1		1					
13	V230-360-601-60	FLANGEBOLT	*	1		1					
14	1740-680-520-00	SWITCH/SENSOR ASSY	*	1		1					
15	V210-360-601-60	BOLT(SP)/M6X16	*	1		1					
16	1743-652-520-00	STAY/SENSOR COMP	*	1		1					
17	V210-360-601-20	BOLT,SEMS	*	2		2					
18	1716-680-330-00	SWITCH/LEVER ASSY	*	1		1					
19	1716-680-222-00	ARM	*	1		1					
20	V230-360-603-00	FLANGEBOLT	*	2		2					
21	1746-652-250-00	BRACKET/SWITCH COMP	*	1		1					
22	V210-360-601-60	BOLT(SP)/M6X16	*	1		1					
23	1746-229-001-00	PLATE/Z/16X86	*	1		1					
24	V210-360-601-60	BOLT(SP)/M6X16	*	1		1					
25	V360-260-006-00	NUT/M6	*	1		1					
26	1518-621-470-00	SWITCH,SAFETY ASSY	*	1		1					
27	V120-364-003-00	SCREW/M4X30	*	2		2					
28	3656-271-001-00	PLATE/L,13X40	*	1		1					

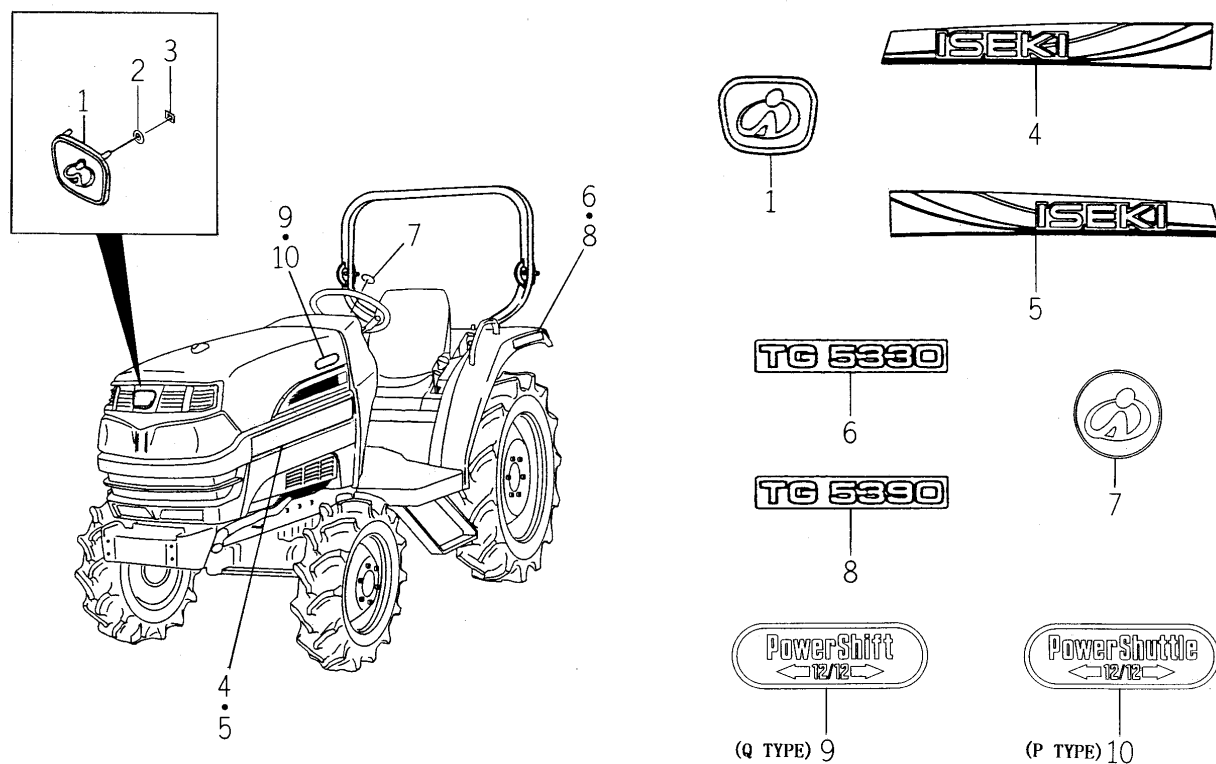
FIG. 99 FRAME (REAR) SYSTEM (E6 TYPE)



1742-702 -0100

[illegible]

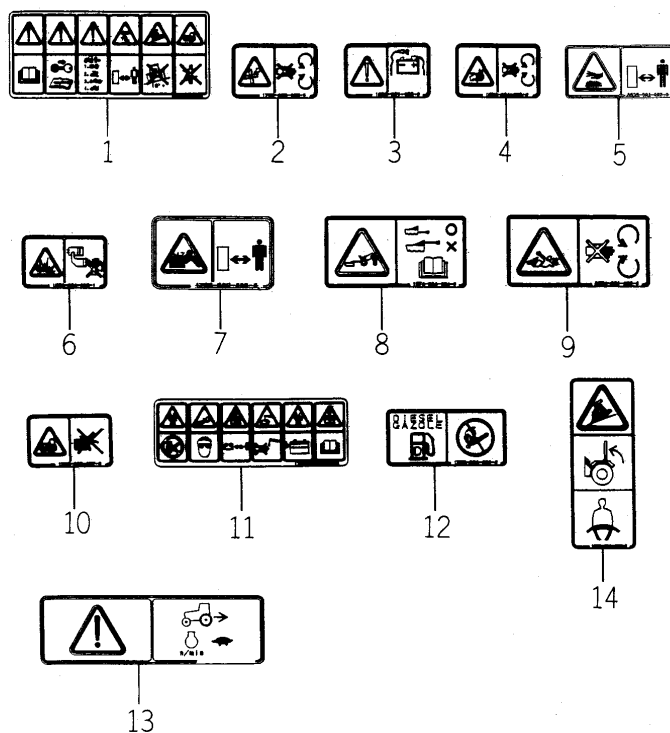
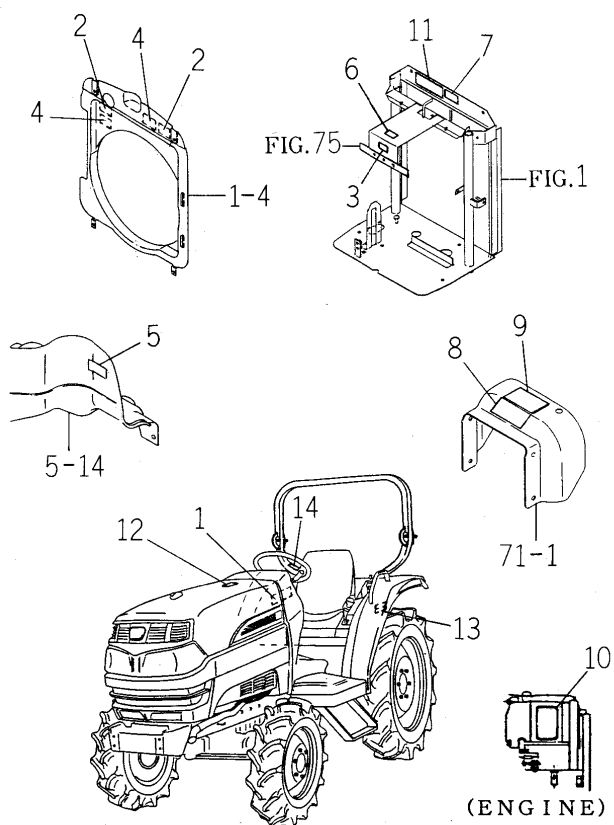
FIG.103 ORNAMENT



1747-901A-,1747-901C-,1746-901 -0100,1747-901 -0100,1746-901A-0100,1746-901B-0100

[illegible]

FIG.105 LABEL (CAUTION)



1742-904A-0100,1709-905 -0100

[illegible]

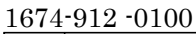
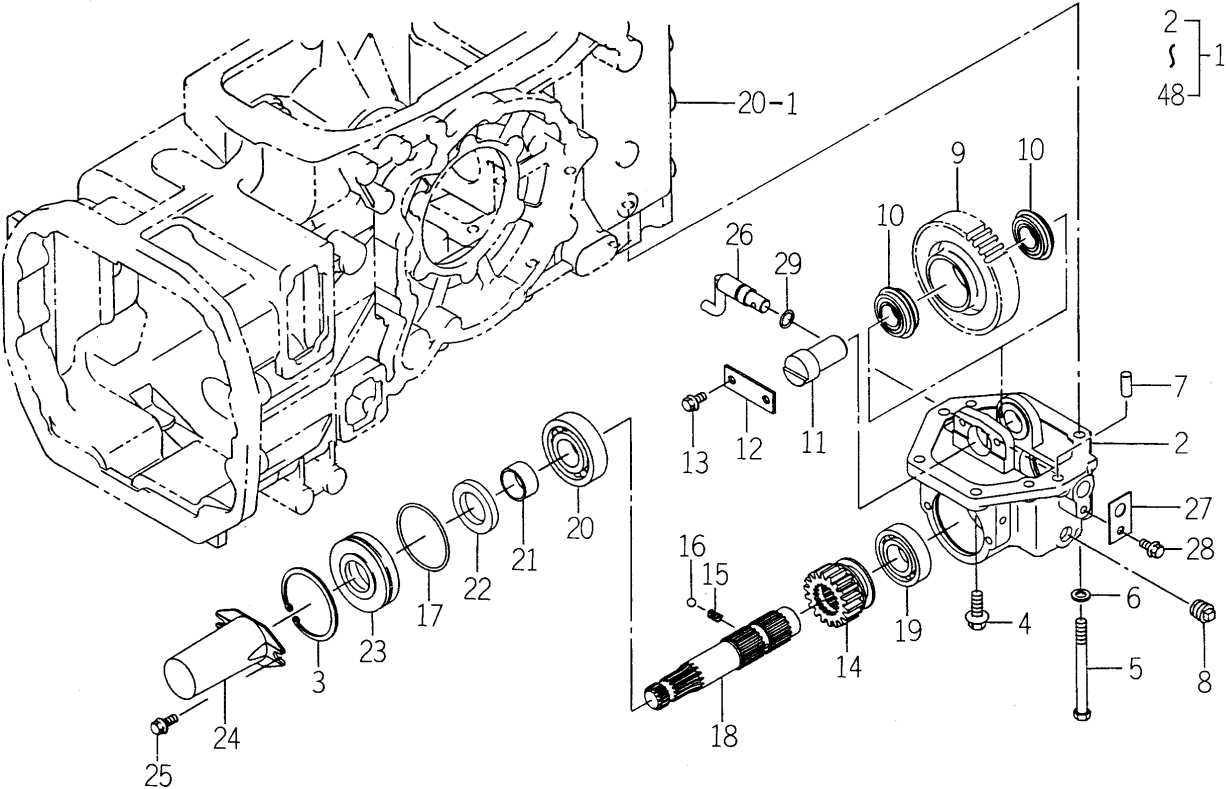
[illegible]

FIG.107 MID PTO SET (Q TYPE) (OPTION)(1/2)

30 — PLEASE SEE NEXT PAGE

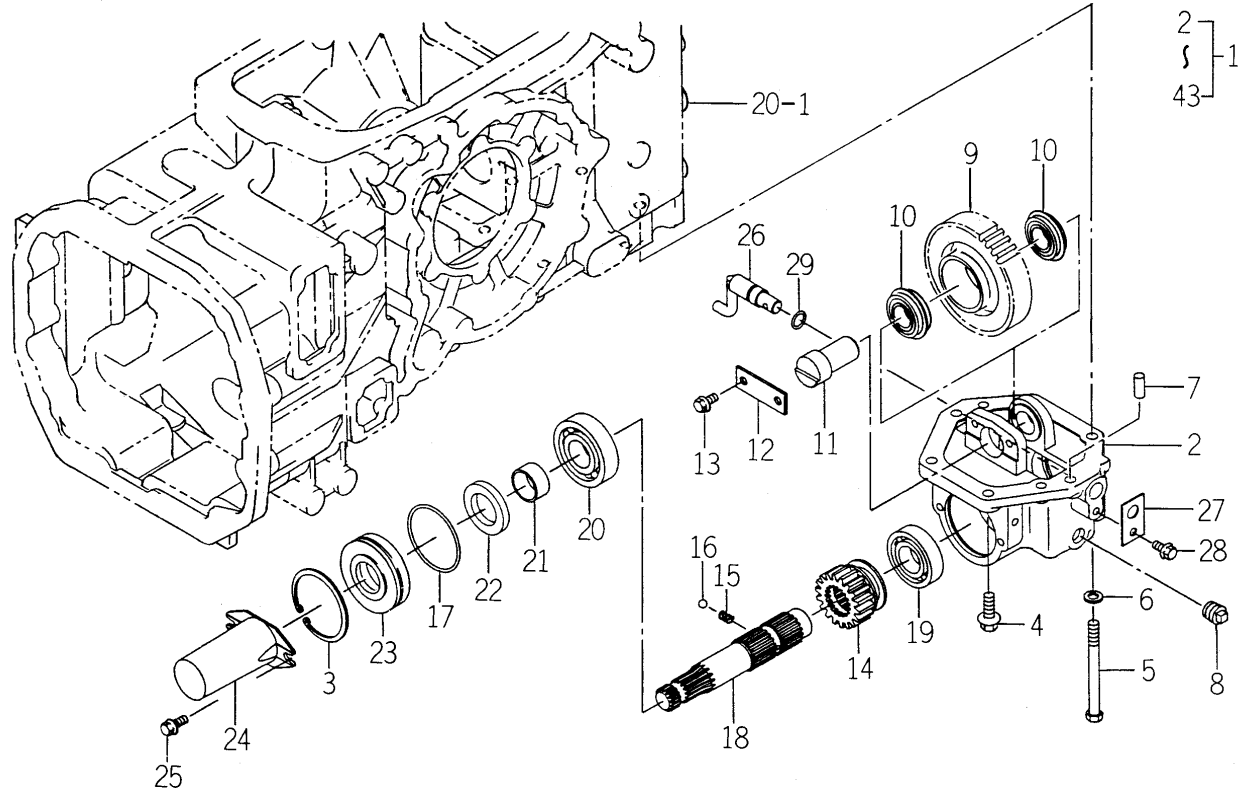


1746-229-0100

KEY	PART CODE	DESCRIPTION	S P C	TYPE OF MODEL				I T C	C O L	G R P	REMARKS
				TG5330 E4	TG5330 E6	TG5390 E4	TG5390 E6				
1	1746-229-200-00	MIDPTO/E4/19/Q SET	T	1		1					
2	1742-229-002-00	CASE/PTO	T	1		1					
3	V707-140-072-00	RING/SNAP	T	1		1					
4	V231-361-002-50	FLANGE BOLT	T	4		4					
5	V201-361-012-00	BOLT/M10X120 9T	T	2		2					
6	V401-160-010-00	WASHER,SP/M10	T	2		2					
7	V523-101-002-40	PIN	T	2		2					
8	V781-160-000-6B	PLUG/SCREW/SEAL	T	1		1					
9	1742-229-003-00	GEAR/SPUR/40	T	1		1					
10	V607-110-620-50	BEARING,RB/6205NR	T	2		2					
11	1742-229-004-00	SHAFT	T	1		1					
12	1594-272-006-00	PLATE	T	1		1					
13	V231-360-801-60	FLANGE BOLT	T	2		2					
14	1742-229-005-00	GEAR/SPUR/19	T	1		1					
15	1302-225-003-00	SPRING,SHIFTER	T	1		1					
16	V682-200-001-00	BALL	T	1		1					
17	1524-244-005-00	O-RING	T	1		1					
18	1742-229-007-00	SHAFT/PTO/E3	T	1		1					
19	V600-410-620-60	BEARING/BALL	T	1		1					
20	V600-410-630-60	BEARING/BALL	T	1		1					
21	1614-244-002-00	SLEEVE	T	1		1					
22	1614-244-005-00	SEAL/OIL	T	1		1					
23	1742-229-006-00	METAL/SEAL	T	1		1					
24	1444-314-009-10	CAP,PTO SHAFT	T	1		1					
25	V231-360-801-60	FLANGE BOLT	T	2		2					
26	1620-255-220-00	ARM/SHIFT/MID COMP	T	1		1					
27	1620-255-208-00	PLATE/I/30X50	T	1		1					
28	V231-360-801-20	FLANGE BOLT	T	1		1					
29	V720-102-401-40	O-RING/P14	T	1		1					
30	1742-229-200-00	ARM/PLATE/MID COMP	T	1		1					

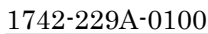
FIG.108 MID PTO SET (P,S TYPE) (OPTION)(1/2)

30 -- PLEASE SEE NEXT PAGE



1742-229A-0100

KEY	PART CODE	DESCRIPTION	S P C	TYPE OF MODEL				I T C	C O L	G R P	REMARKS
				TG5330 E4	TG5330 E6	TG5390 E4	TG5390 E6				
1	1742-229-800-00	PTO/MID SET	T	1	1	1	1				
2	1742-229-002-00	CASE/PTO	T	1	1	1	1				
3	V707-140-072-00	RING/SNAP	T	1	1	1	1				
4	V231-361-002-50	FLANGEBOLT	T	4	4	4	4				
5	V201-361-012-00	BOLT/M10X120 9T	T	2	2	2	2				
6	V401-160-010-00	WASHER,SP/M10	T	2	2	2	2				
7	V523-101-002-40	PIN	T	2	2	2	2				
8	V781-160-000-6B	PLUG/SCREW/SEAL	T	1	1	1	1				
9	1742-229-003-00	GEAR/SPUR/40	T	1	1	1	1				
10	V607-110-620-50	BEARING,RB/6205NR	T	2	2	2	2				
11	1742-229-004-00	SHAFT	T	1	1	1	1				
12	1594-272-006-00	PLATE	T	1	1	1	1				
13	V231-360-801-60	FLANGEBOLT	T	2	2	2	2				
14	1742-229-005-00	GEAR/SPUR/19	T	1	1	1	1				
15	1302-225-003-00	SPRING,SHIFTER	T	1	1	1	1				
16	V682-200-001-00	BALL	T	1	1	1	1				
17	1524-244-005-00	O-RING	T	1	1	1	1				
18	1742-229-007-00	SHAFT/PTO/E3	T	1	1	1	1				
19	V600-410-620-60	BEARING/BALL	T	1	1	1	1				
20	V600-410-630-60	BEARING/BALL	T	1	1	1	1				
21	1614-244-002-00	SLEEVE	T	1	1	1	1				
22	1614-244-005-00	SEAL/OIL	T	1	1	1	1				
23	1742-229-006-00	METAL/SEAL	T	1	1	1	1				
24	1444-314-009-10	CAP,PTO SHAFT	T	1	1	1	1				
25	V231-360-801-60	FLANGEBOLT	T	2	2	2	2				
26	1620-255-220-00	ARM/SHIFT/MID COMP	T	1	1	1	1				
27	1620-255-208-00	PLATE/I/30X50	T	1	1	1	1				
28	V231-360-801-20	FLANGEBOLT	T	1	1	1	1				
29	V720-102-401-40	O-RING/P14	T	1	1	1	1				
30	1742-229-200-00	ARM/PLATE/MID COMP	T	1	1	1	1				

[illegible]


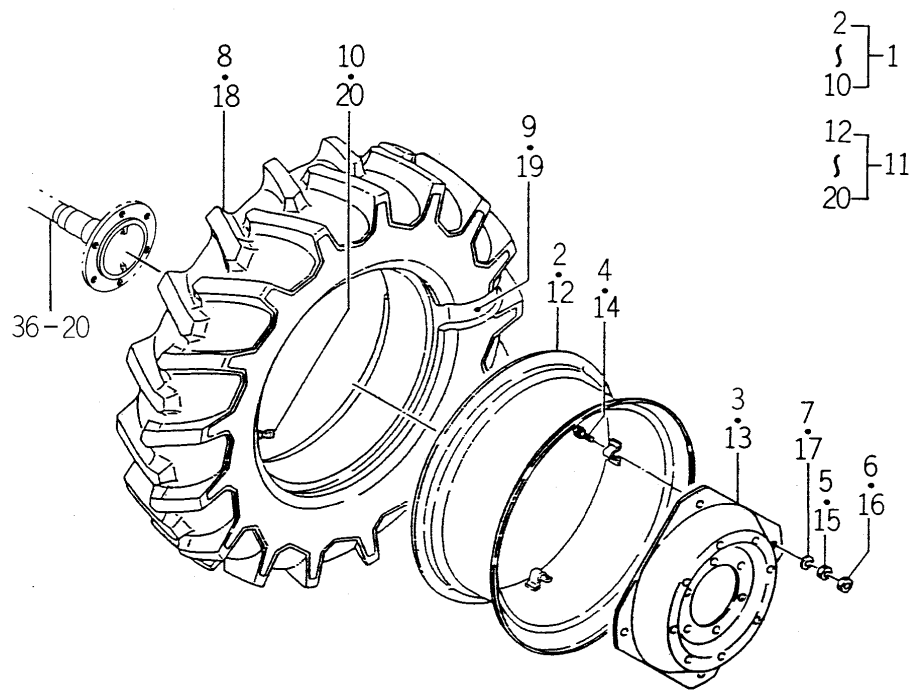
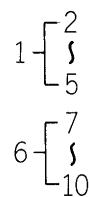
[illegible]

FIG.110 REAR WHEEL SYSTEM (TG5390) (OPTION)

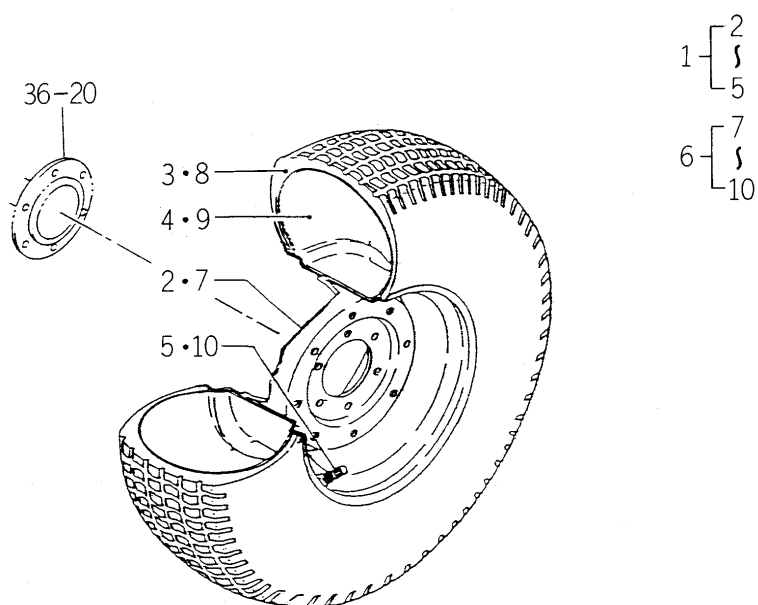


1641-320A-0100

[illegible]

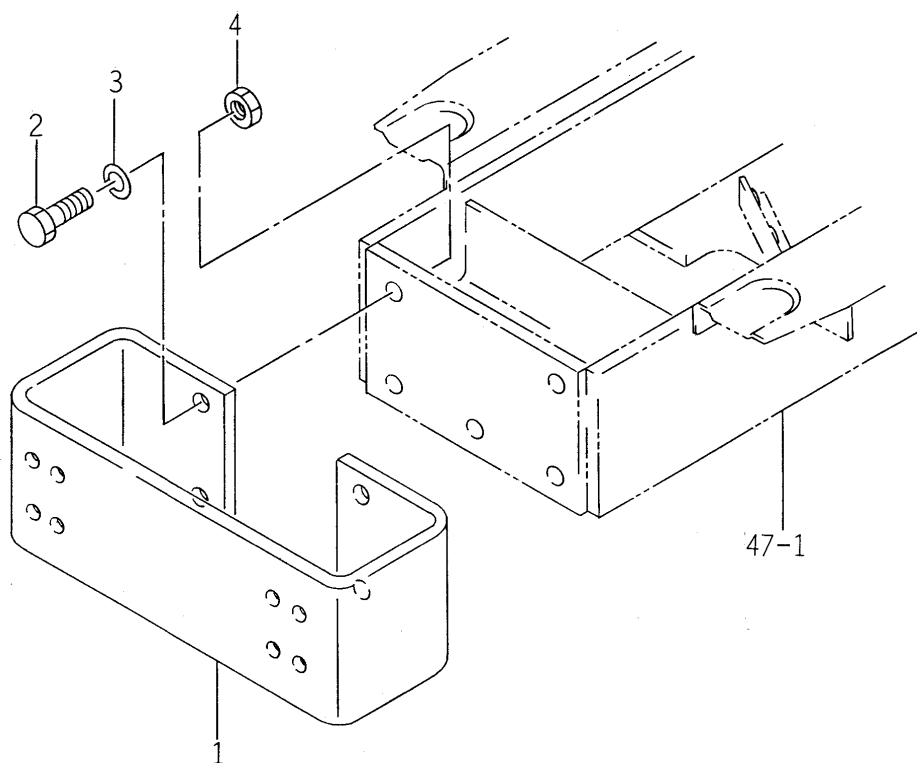
[illegible]


**FIG.112 REAR WHEEL (TURF) SYSTEM (S TYPE)
(OPTION)**

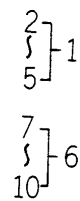


1594-321A-0100

[illegible]

[illegible]

[illegible]

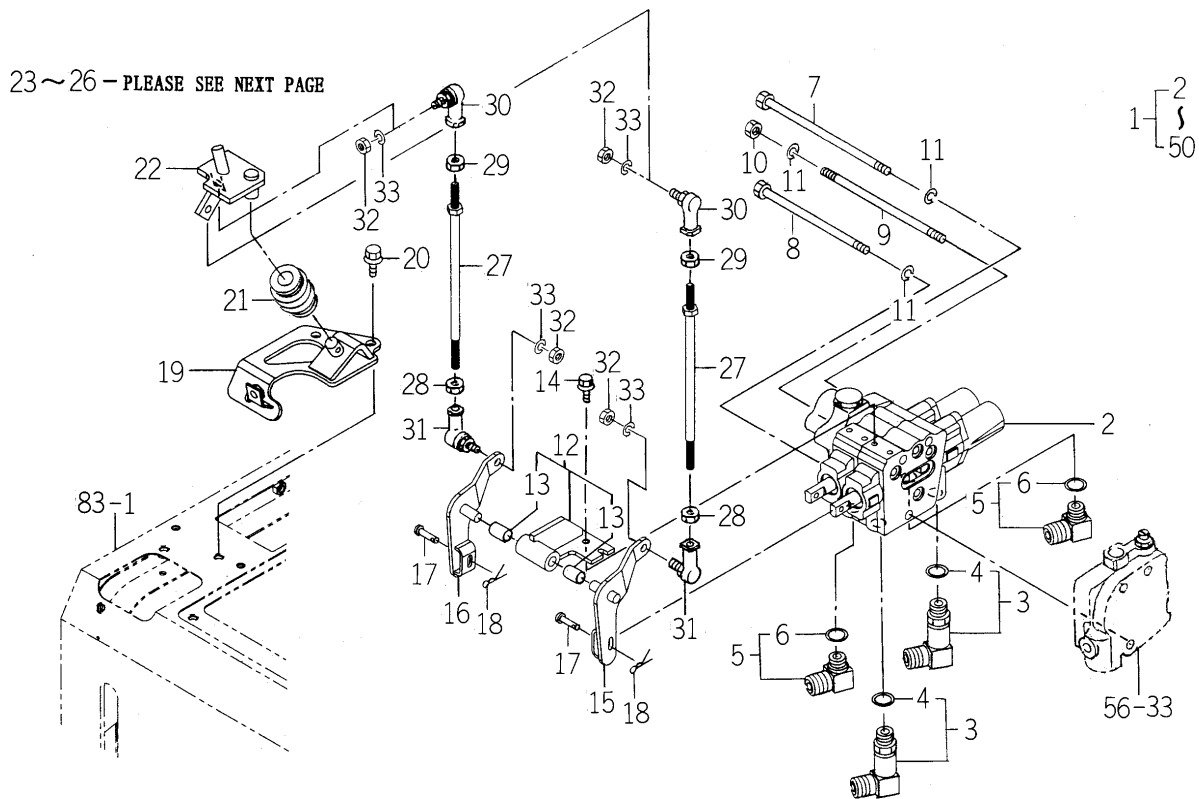
[illegible]



397

[illegible]

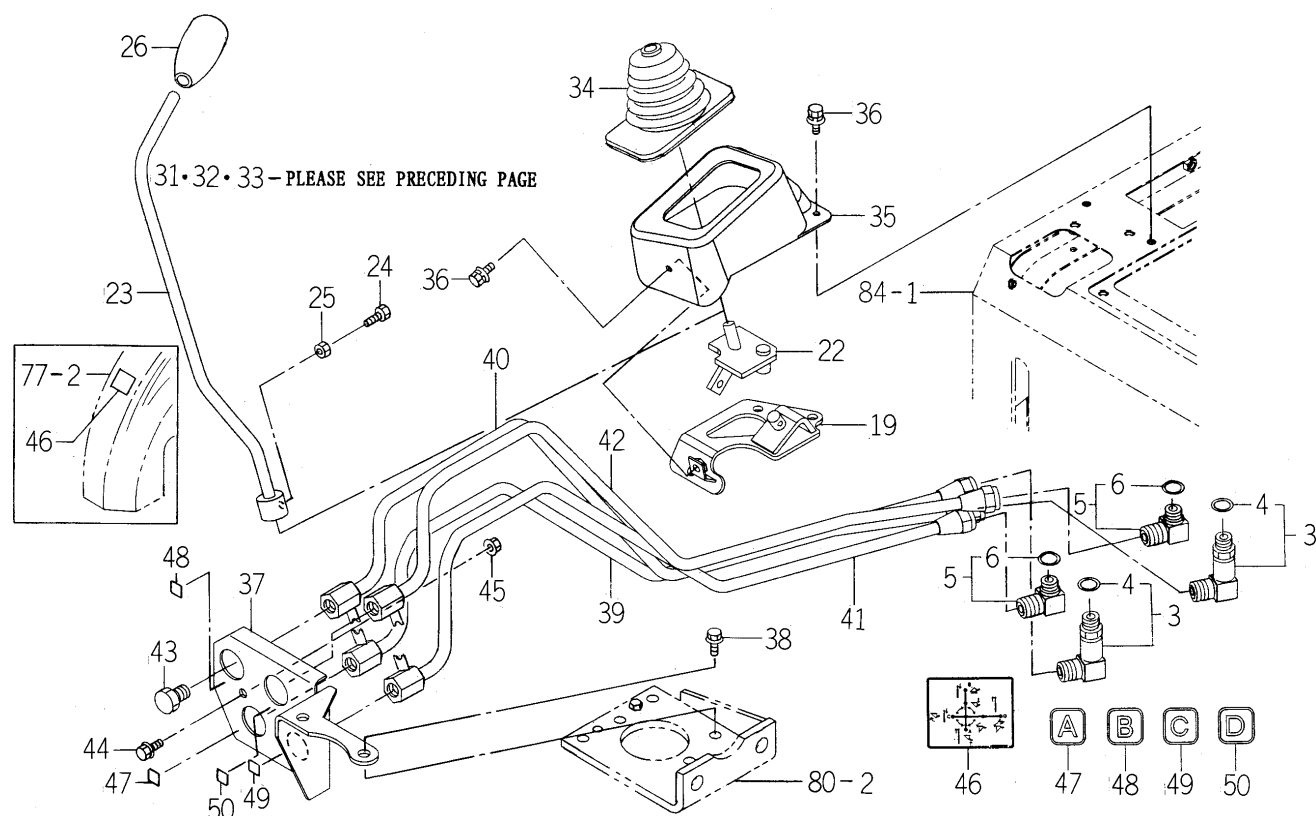
FIG.119 JOY STICK VALVE SET (E4 TYPE)(1/2)
(OPTION)



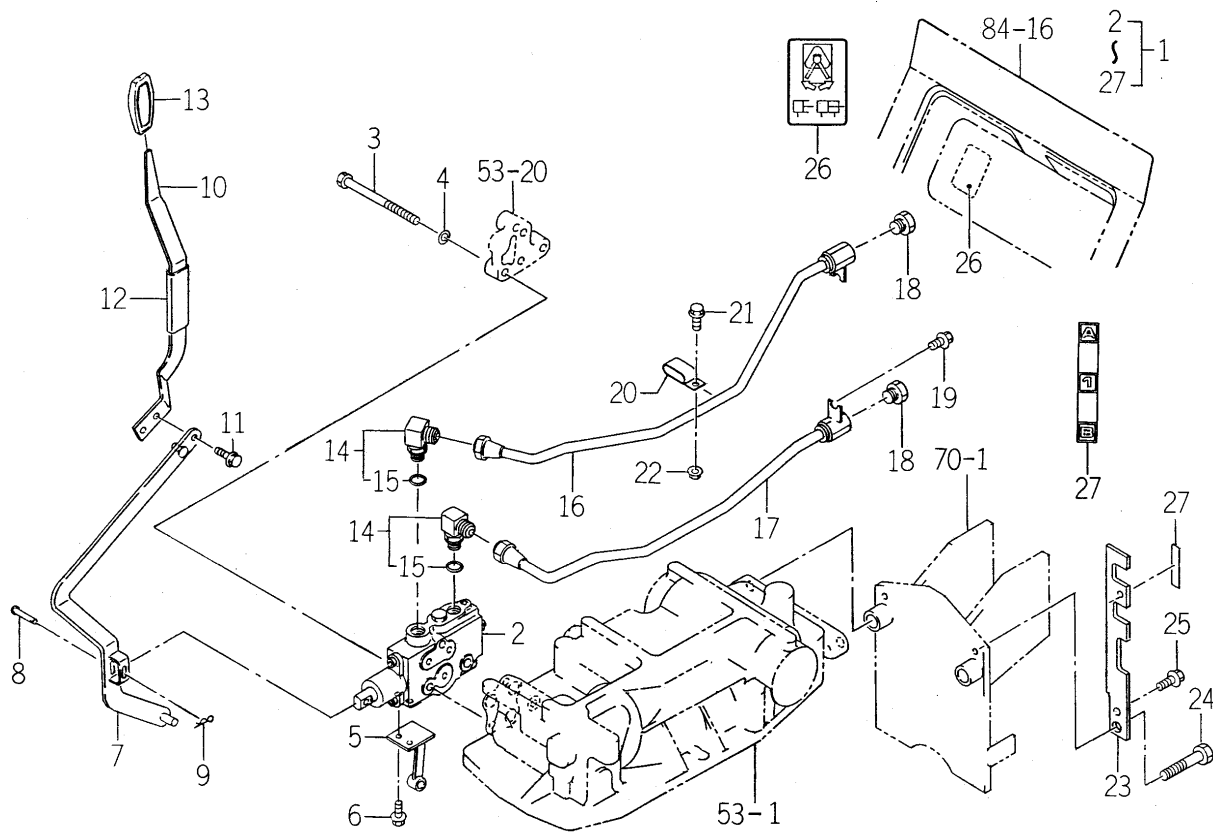
1742-511A-0100

KEY	PART CODE	DESCRIPTION	S P C	TYPE OF MODEL				I T C	C O L	G R P	REMARKS
				TG5330 E4	TG5330 E6	TG5390 E4	TG5390 E6				
1	1742-511-600-00	JOYSTICK/E4 SET	T	1		1					
2	K211-074-000-00	VALVE/CONTROL ASSY	T	1		1					FIG 126
3	1650-511-250-00	ADAPTER/L/PF3/8 ASSY	T	2		2					
4	V720-112-401-40	O-RING/P14	T	2		2					
5	1650-509-310-00	ADAPTER/L/PF3/8 ASSY	T	2		2					
6	V720-112-401-40	O-RING/P14	T	2		2					
7	V201-261-017-00	BOLT	T	1		1					
8	V201-261-015-00	BOLT	T	1		1					
9	1742-511-002-00	BOLT/STUD	T	1		1					
10	V304-260-010-00	NUT	T	1		1					
11	V401-160-010-00	WASHER,SP/M10	T	3		3					
12	1742-511-370-00	PLATE/JOY ASSY	T	1		1					
13	1560-509-211-00	BUSH/10X12X20	T	2		2					
14	V230-360-601-20	FLANGE BOLT	T	3		3					
15	1742-511-310-00	ARM/BOOM COMP	T	1		1					
16	1742-511-320-00	ARM/BUCKET COMP	T	1		1					
17	3805-544-016-00	PIN/06X23	T	2		2					
18	V560-160-008-00	PIN/SNAP	T	2		2					
19	1742-511-330-00	BRACKET COMP	T	1		1					
20	V231-360-802-00	FLANGE BOLT	T	3		3					
21	P112-401-220-00	JOINT ASSY	T	1		1					
22	1742-511-340-00	BASE/LEVER COMP	T	1		1					
23	1742-511-350-00	LEVER/JOYSTICK COMP	T	1		1					
24	1404-502-013-00	BOLT/M8X25	T	1		1					
25	V304-260-008-00	NUT	T	1		1					
26	1672-207-003-00	GRIP	T	1		1					
27	1742-511-360-00	ROD/M8X234 COMP	T	2		2					
28	1560-132-007-30	NUT/M8	T	2		2					
29	V304-260-008-00	NUT	T	2		2					
30	1560-695-021-00	JOINT BALL M08RH	T	2		2					

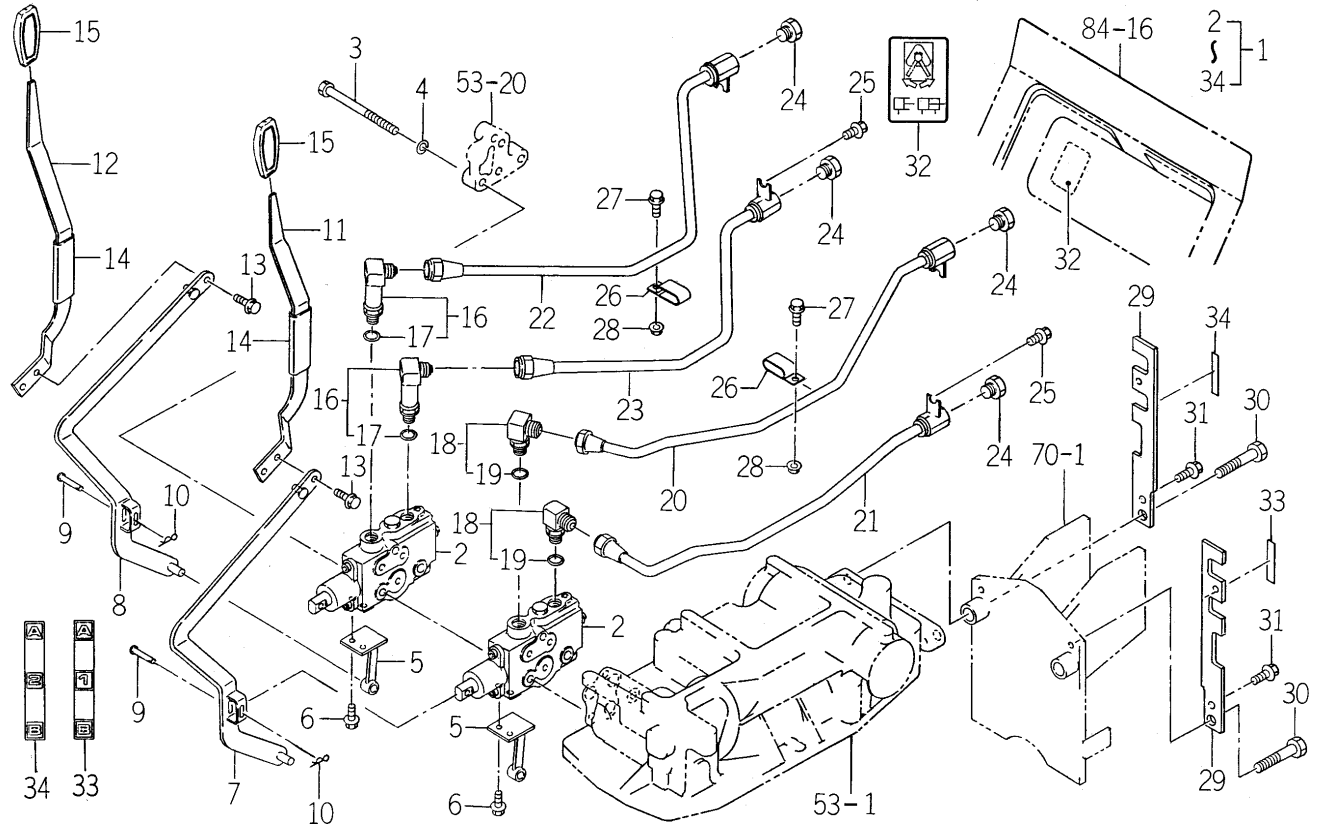
**FIG.119 JOY STICK VALVE SET (E4 TYPE)(2/2)
(OPTION)**



1742-511A-0100

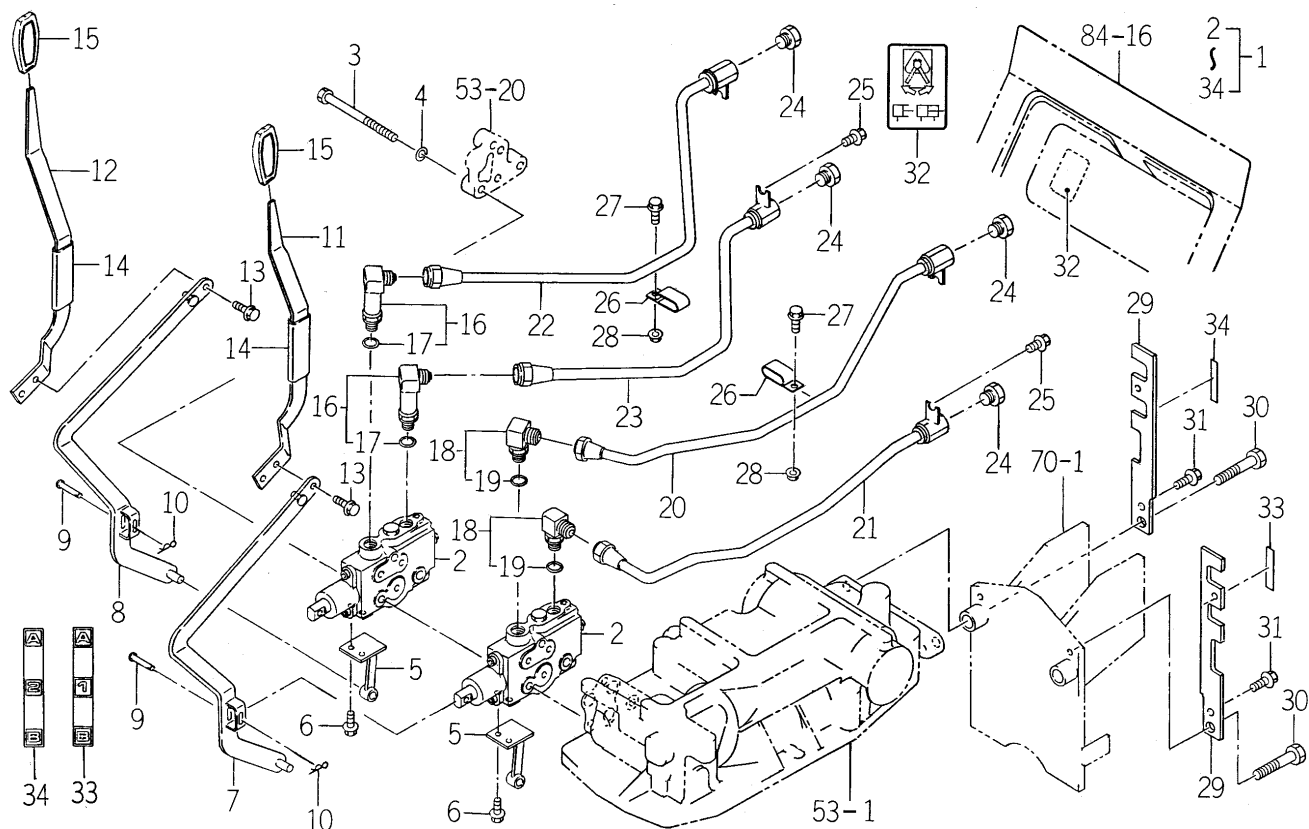
[illegible]

**FIG.121 VALVE (REMOTE/2R) SET (E4 TYPE)
(OPTION)**

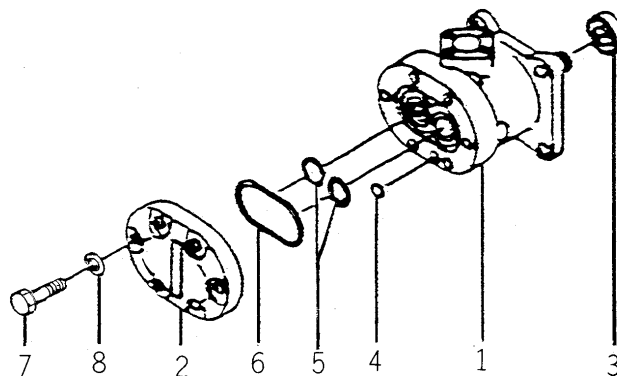


1742-512C-0100

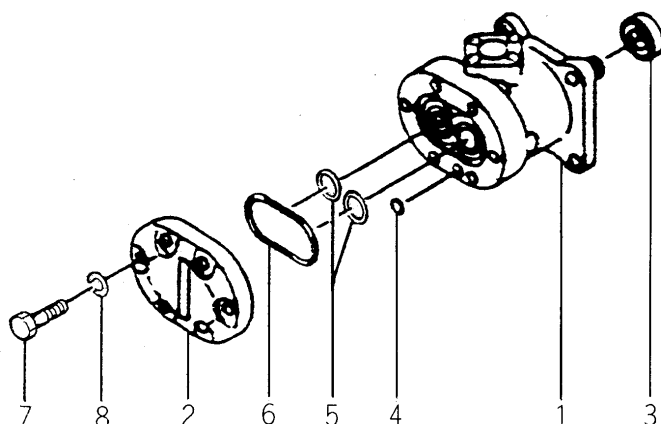
KEY	PART CODE	DESCRIPTION	S P C	TYPE OF MODEL				I T C	C O L	G R P	REMARKS
				TG5330 E4	TG5330 E6	TG5390 E4	TG5390 E6				
1	1742-512-350-10	VALVE/REMOTE/2R/E4	T	1		1					FIG 128
2	1640-530-600-10	VALVE/CONTROL ASSY	T	2		2					
3	V201-261-012-00	BOLT/M10X120	T	3		3					
4	V401-160-010-00	WASHER,SP/M10	T	3		3					
5	1742-512-220-00	HOLDER COMP	T	2		2					
6	V231-360-801-60	FLANGEBOLT	T	4		4					
7	1742-512-200-00	ARM/1ST COMP	T	1		1					
8	1742-512-210-00	ARM/2ND COMP	T	1		1					
9	2144-519-007-00	PIN/06X31	T	2		2					
10	2130-601-018-00	PIN,SNAP/6	T	2		2					
11	1742-512-002-00	LEVER/1ST	T	1		1					
12	1742-512-003-00	LEVER/2ND	T	1		1					
13	V231-360-801-20	FLANGEBOLT	T	2		2					
14	1614-262-006-00	INSULATOR/LEVER/SUB	T	2		2					
15	3659-203-005-00	GRIP/03X17X74	T	2		2					
16	1650-511-250-00	ADAPTER/L/PF3/8 ASSY	T	2		2					
17	V720-112-401-40	O-RING/P14	T	2		2					
18	1650-509-310-00	ADAPTER/L/PF3/8 ASSY	T	2		2					
19	V720-112-401-40	O-RING/P14	T	2		2					
20	1742-512-300-00	PIPE/1ST/A/E4 COMP	T	1		1					
21	1742-512-310-00	PIPE/1ST/B/E4 COMP	T	1		1					
22	1742-512-320-00	PIPE/2ND/A/E4 COMP	T	1		1					
23	1742-512-330-00	PIPE/2ND/B/E4 COMP	T	1		1					
24	V782-160-000-6T	PLUG/SCREW/SEAL	T	4		4					
25	V231-360-801-20	FLANGEBOLT	T	2		2					
26	1742-511-004-00	CLAMP/12X36	T	2		2					
27	V231-360-801-20	FLANGEBOLT	T	2		2					
28	V362-260-008-00	NUT/WASHER	T	2		2					
29	1742-512-001-00	STAY/PIPE	T	2		2					
30	V201-361-406-50	BOLT	T	2		2					



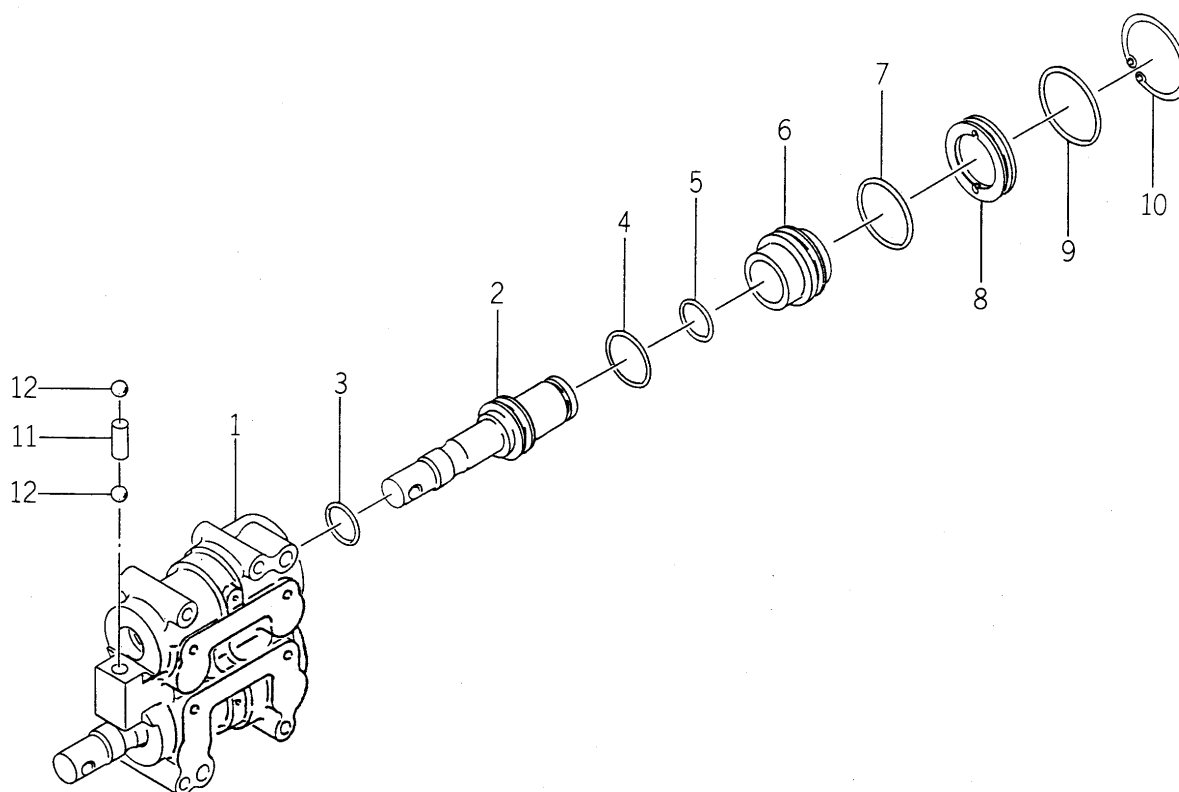
**FIG.122 COMPONENT PARTS
FOR K135-015-000-00 ON Fig.59**




K135-015-000-0C



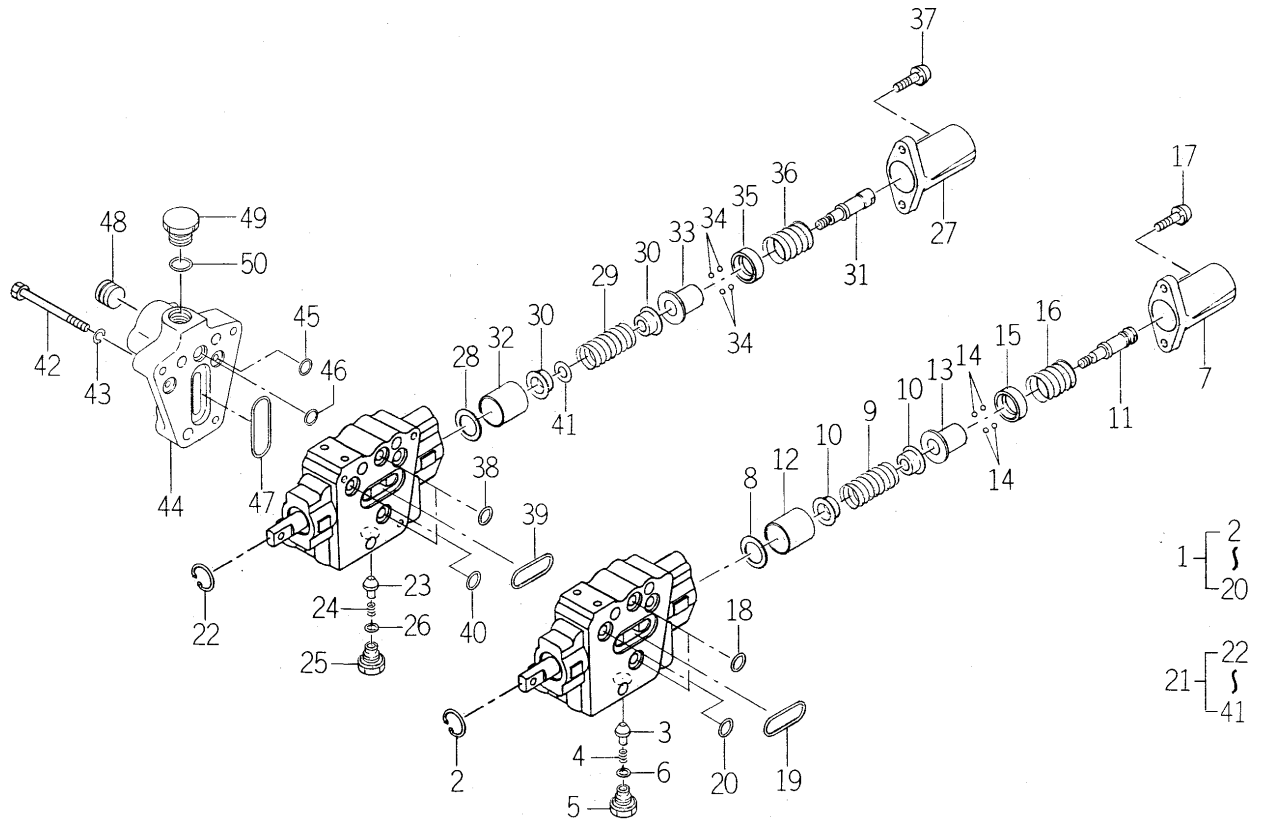
**FIG.124 COMPONENT PARTS
FOR K192-003-000-00 ON Fig.23**



K192-003-000-0C



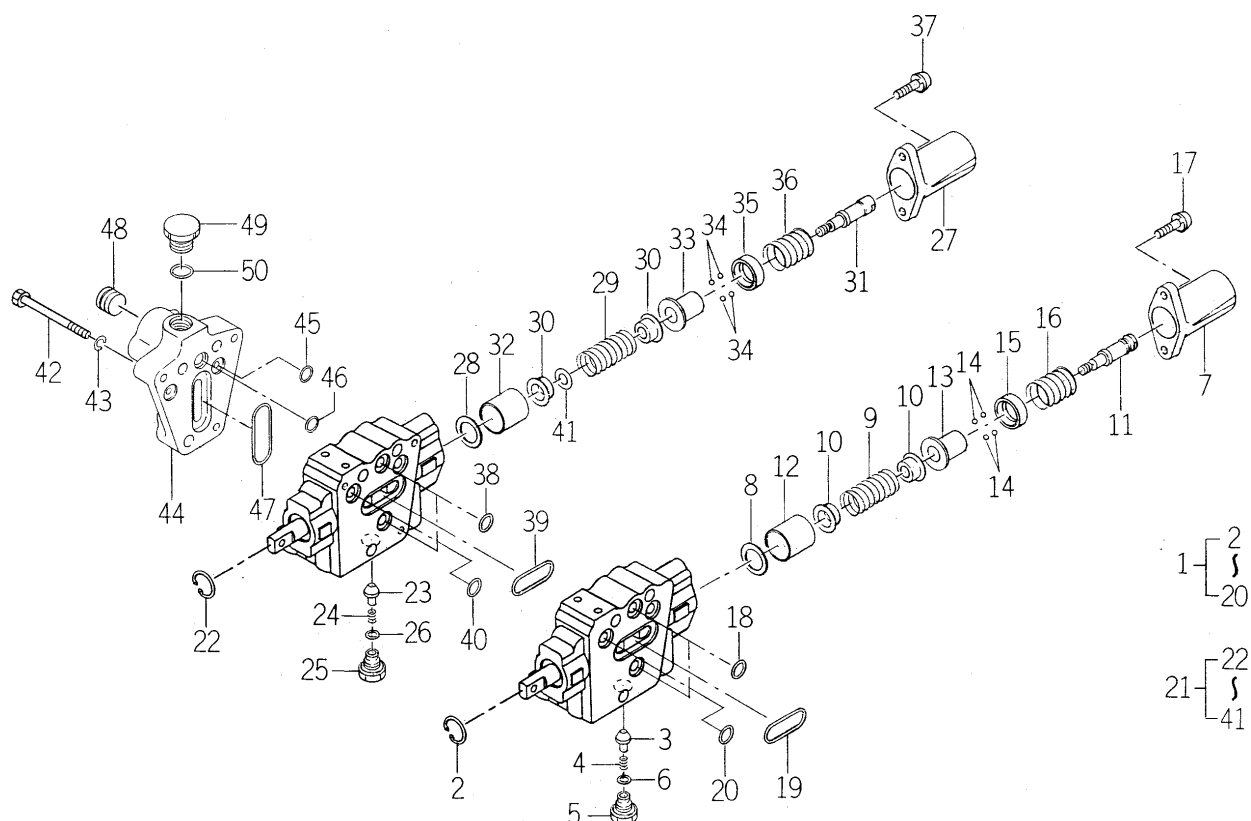
**FIG.126 COMPONENT PARTS
FOR K211-074-000-00 ON Fig.62,119**



K211-074-000-0D

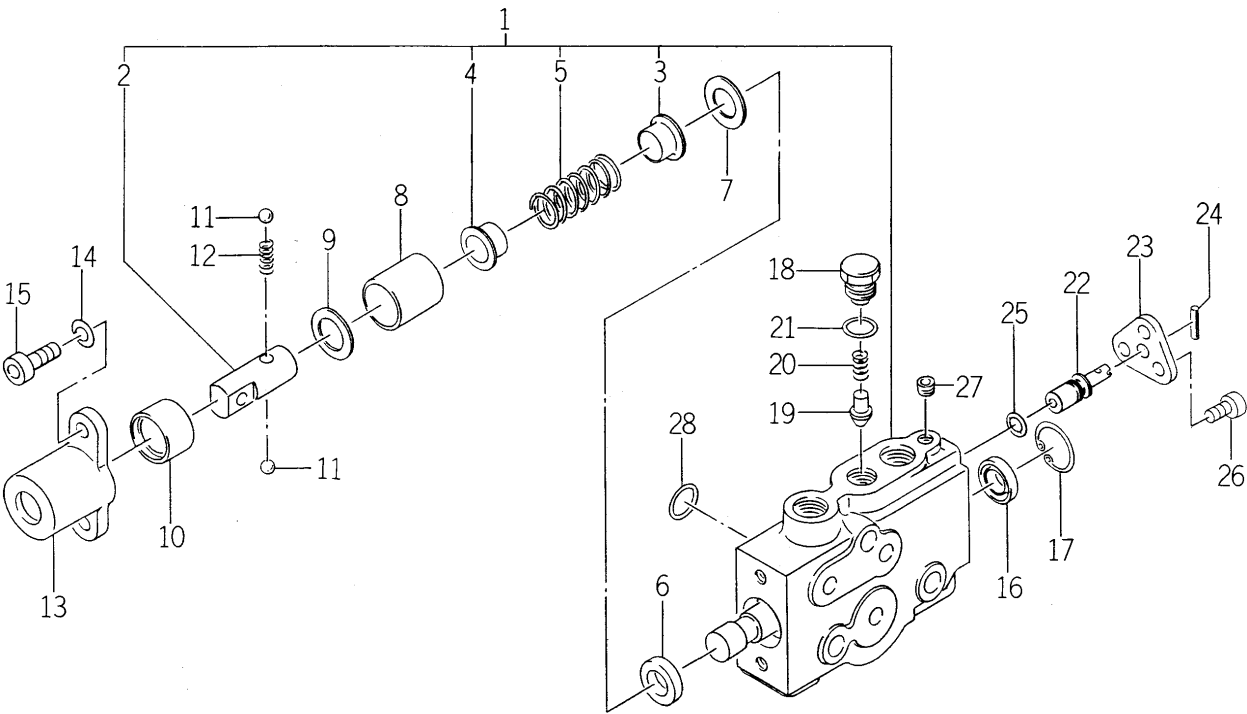
KEY	PART CODE	DESCRIPTION	S P C	TYPE OF MODEL				I T C	C O L	G R P	REMARKS
				TG5330 E4	TG5330 E6	TG5390 E4	TG5390 E6				
1	K211-074-100-00	BULB/BOOM SET	*	1	1	1	1				
2	V705-140-024-00	RING,SNAP	*	1	1	1	1				
3	K211-074-111-00	POPET/074/2	*	1	1	1	1				
4	K110-001-106-00	SPRING	*	1	1	1	1				
5	K211-074-112-00	PLUG/M14	*	1	1	1	1				
6	V720-112-401-20	O-RING/P12	*	1	1	1	1				
7	K211-074-103-00	COVER/DVS2/074	*	1	1	1	1				
8	3104-171-003-00	WASHER/19X28X02	*	1	1	1	1				
9	K211-074-110-00	SPRING/HC043	*	1	1	1	1				
10	K211-074-106-00	STOPPER,SPRING	*	2	2	2	2				
11	K211-074-104-10	HEAD/SPOOL/074/1	*	1	1	1	1				
12	K211-074-108-00	SLEEVE	*	1	1	1	1				
13	K211-074-105-00	SLEEVE/DETENT	*	1	1	1	1				
14	K211-074-115-00	STEELBALL	*	4	4	4	4				
15	K211-074-113-00	COLLAR	*	1	1	1	1				
16	K211-074-109-00	SPRING/HC029	*	1	1	1	1				
17	V120-266-002-00	SCREW,SEMS	*	2	2	2	2				
18	V720-112-401-20	O-RING/P12	*	2	2	2	2				
19	V720-113-503-20	RING/O	*	1	1	1	1				
20	V720-112-401-00	O-RING/P10	*	2	2	2	2				
21	K211-074-200-00	BULB/BUCKET SET	*	1	1	1	1				
22	V705-140-024-00	RING,SNAP	*	1	1	1	1				
23	K211-074-111-00	POPET/074/2	*	1	1	1	1				
24	K110-001-106-00	SPRING	*	1	1	1	1				
25	K211-074-112-00	PLUG/M14	*	1	1	1	1				
26	V720-112-401-20	O-RING/P12	*	1	1	1	1				
27	K211-074-103-00	COVER/DVS2/074	*	1	1	1	1				
28	3104-171-003-00	WASHER/19X28X02	*	1	1	1	1				
29	K211-074-110-00	SPRING/HC043	*	1	1	1	1				
30	K211-074-106-00	STOPPER,SPRING	*	2	2	2	2				

**FIG.126 COMPONENT PARTS
FOR K211-074-000-00 ON Fig.62,119**



K211-074-000-0D

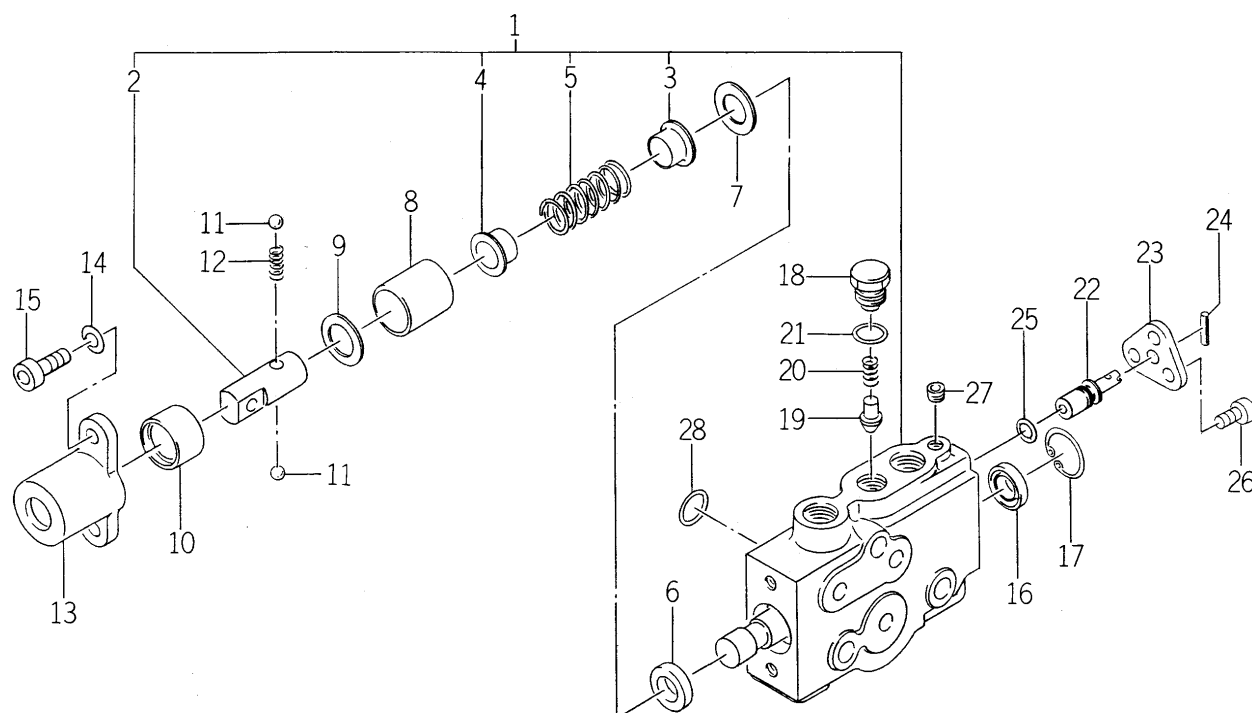
**FIG.128 COMPONENT PARTS
FOR 1640-530-600-10 ON Fig.63,120,121**



1640-530-600-1C

KEY	PART CODE	DESCRIPTION	S P C	TYPE OF MODEL				I T C	C O L	G R P	REMARKS
				TG5330 E4	TG5330 E6	TG5390 E4	TG5390 E6				
1	1640-530-610-10	VALVE SET	T	1		1					
1	1640-530-610-10	VALVE SET	*	2	2	2	2				
2	1640-530-613-00	HEAD/SPOOL	T	1		1					
2	1640-530-613-00	HEAD/SPOOL	*	2	2	2	2				
3	1640-530-614-00	STOPPER/SPRING/A	T	1		1					
3	1640-530-614-00	STOPPER/SPRING/A	*	2	2	2	2				
4	1640-530-615-00	STOPPER/SPRING/B	T	1		1					
4	1640-530-615-00	STOPPER/SPRING/B	*	2	2	2	2				
5	K211-012-006-00	SPRING/HC042	T	1		1					
5	K211-012-006-00	SPRING/HC042	*	2	2	2	2				
6	K211-004-007-00	SEAL,OIL/TC4,14247	T	1		1					
6	K211-004-007-00	SEAL,OIL/TC4,14247	*	2	2	2	2				
7	K211-004-006-00	COLLAR	T	1		1					
7	K211-004-006-00	COLLAR	*	2	2	2	2				
8	1640-530-622-00	SLEEVE	T	1		1					
8	1640-530-622-00	SLEEVE	*	2	2	2	2				
9	1640-530-623-00	COLLAR/19X28X02	T	1		1					
9	1640-530-623-00	COLLAR/19X28X02	*	2	2	2	2				
10	1640-530-624-00	SLEEVE/DETENT	T	1		1					
10	1640-530-624-00	SLEEVE/DETENT	*	2	2	2	2				
11	V682-200-000-60	BALL	T	2		2					
11	V682-200-000-60	BALL	*	4	4	4	4				
12	1640-530-625-00	SPRING/HC015	T	1		1					
12	1640-530-625-00	SPRING/HC015	*	2	2	2	2				
13	1640-530-626-00	COVER	T	1		1					
13	1640-530-626-00	COVER	*	2	2	2	2				
14	V401-160-008-00	WASHER,SP/M 8	T	2		2					
14	V401-160-008-00	WASHER,SP/M 8	*	4	4	4	4				
15	V220-540-802-00	SCREW/SOCKET	T	2		2					
15	V220-540-802-00	SCREW/SOCKET	*	4	4	4	4				

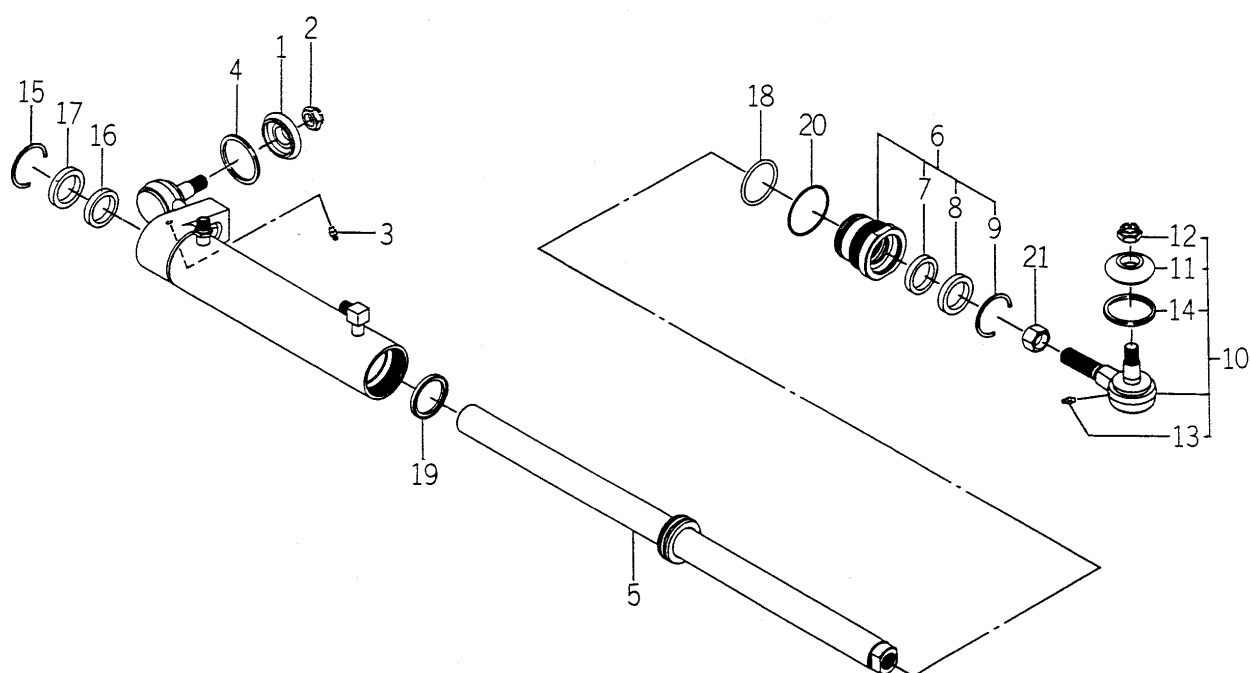
**FIG.128 COMPONENT PARTS
FOR 1640-530-600-10 ON Fig.63,120,121**



1640-530-600-1C

[illegible]

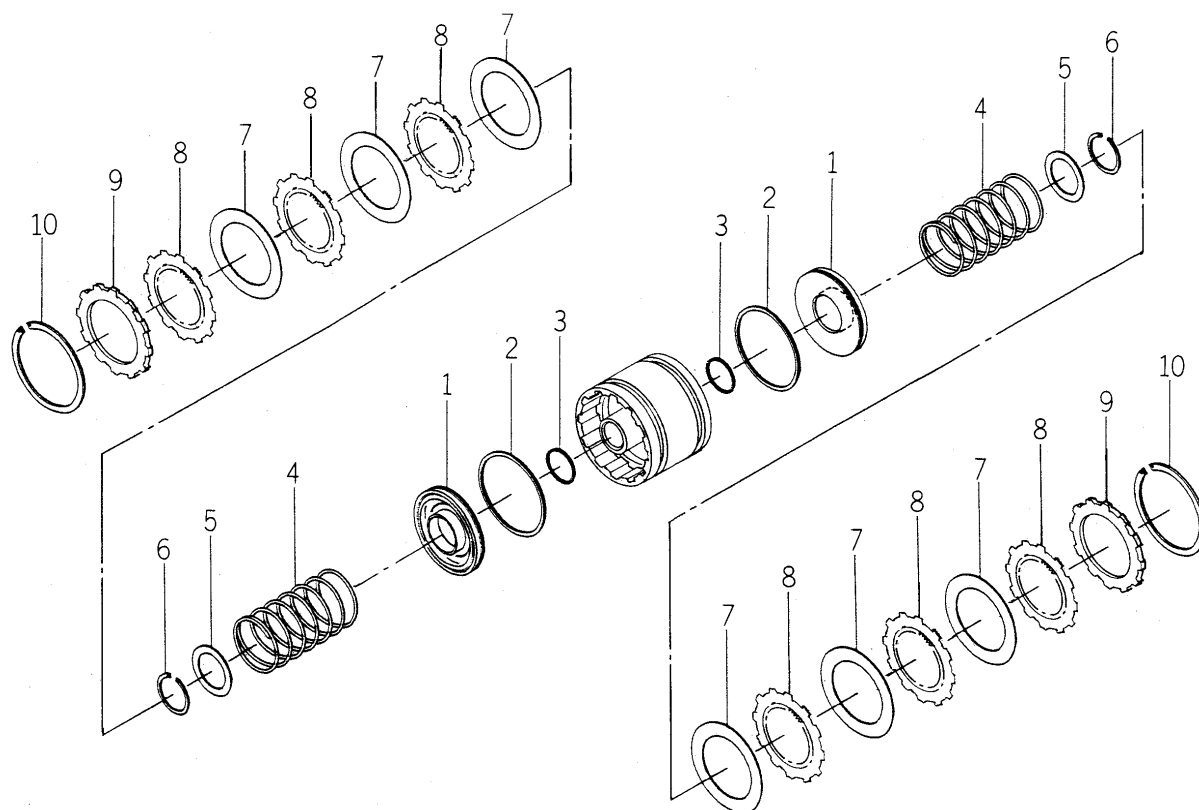
**FIG.129 COMPONENT PARTS
FOR 1723-407-200-10 ON Fig.46**



1723-407-200-1F

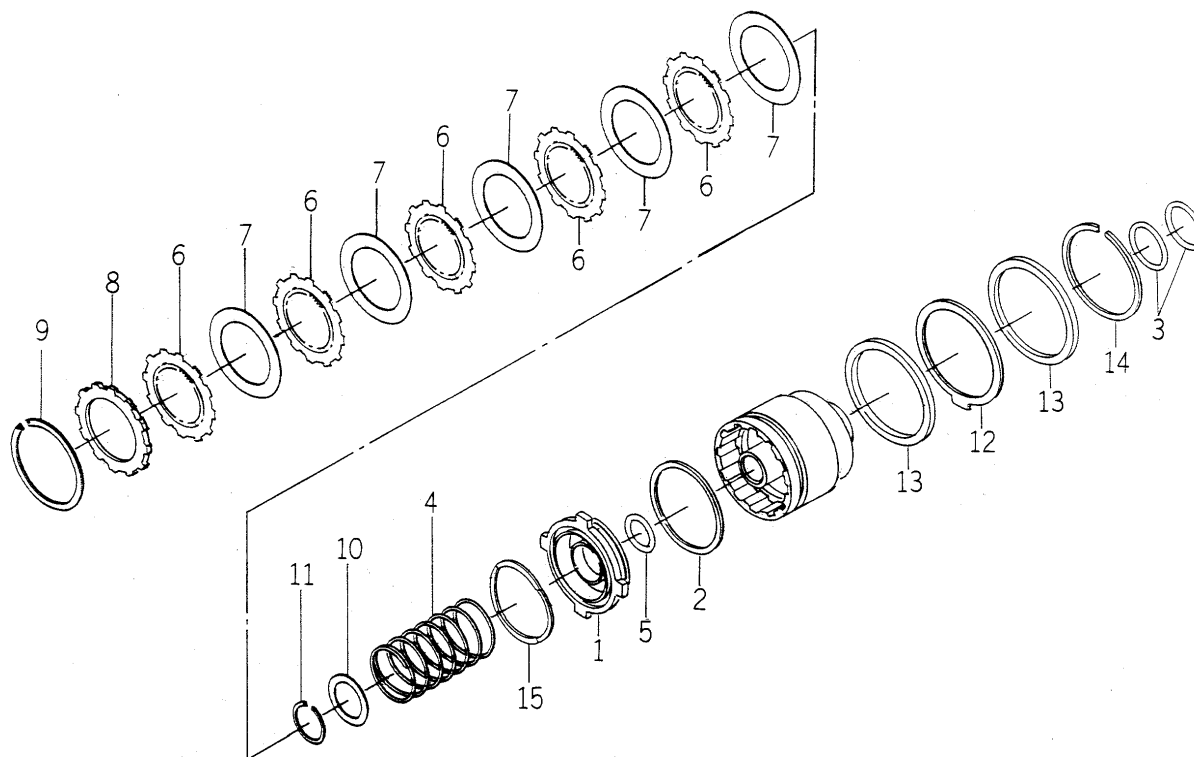
[illegible]

**FIG.130 COMPONENT PARTS
FOR 1729-203-300-00 ON Fig.12**



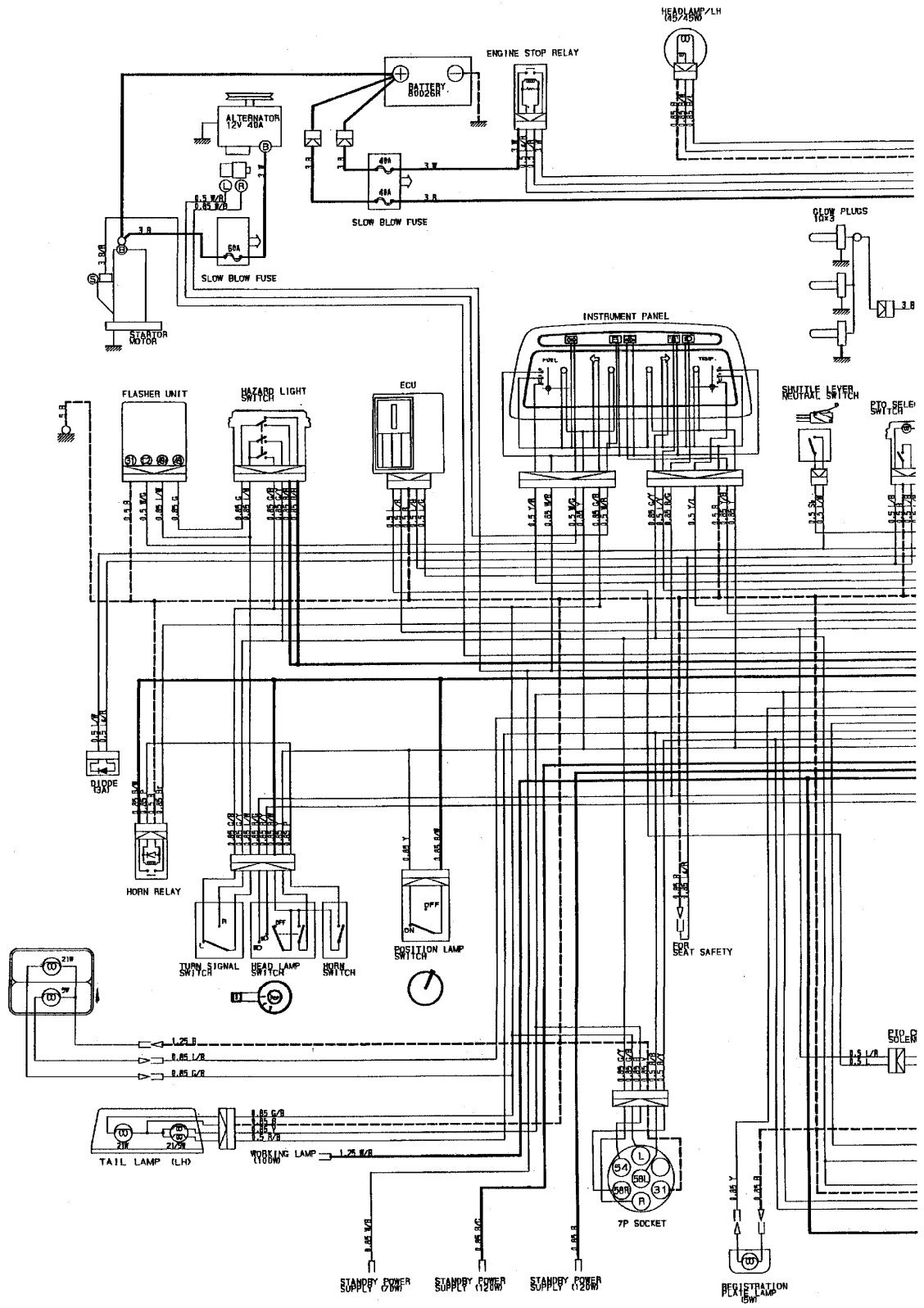
1729-203-300-0A

[illegible]

[illegible]

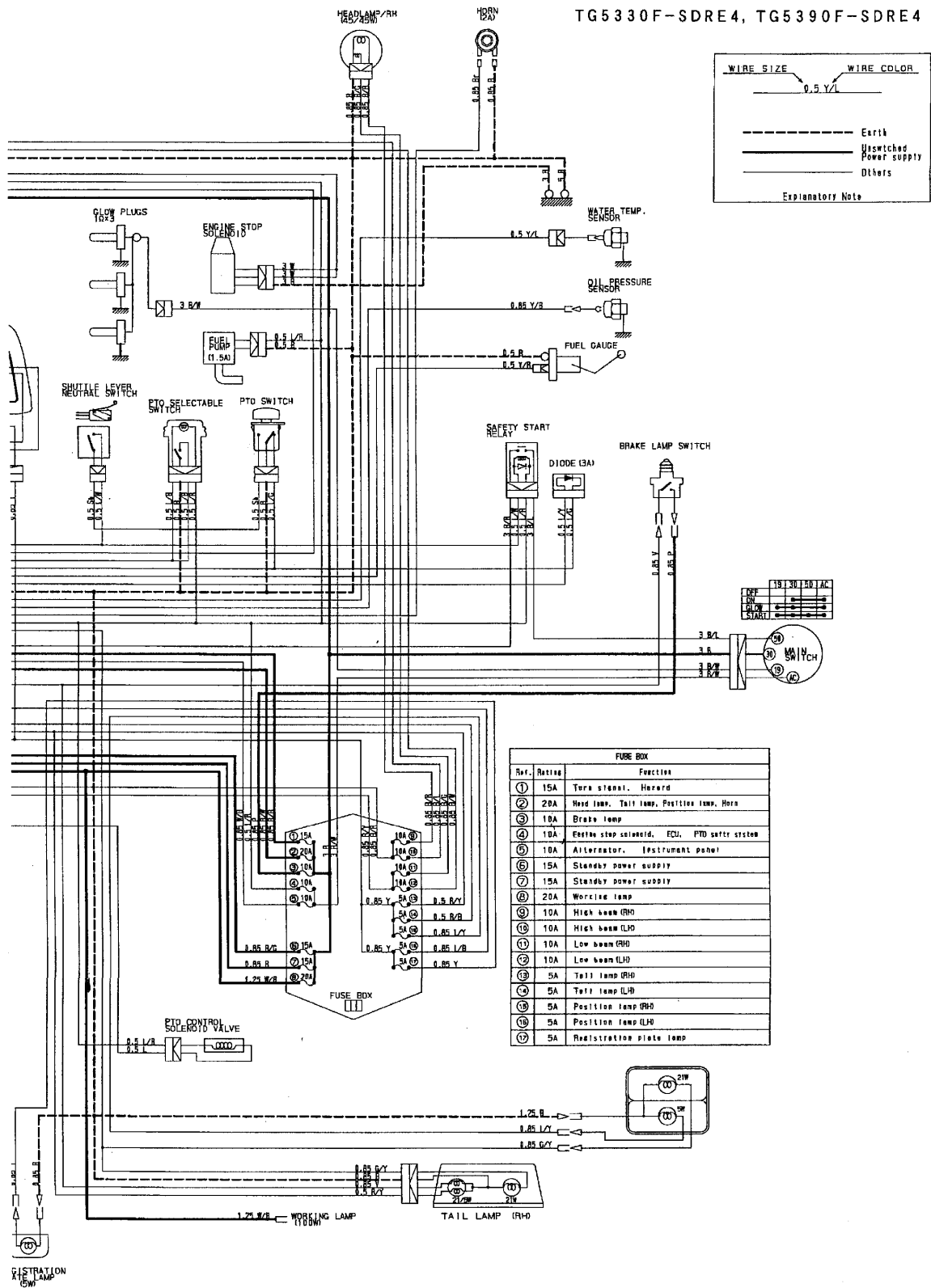
WIRING DIAGRAM (1)

415



⇒A

WIRING DIAGRAM (2)



A⇒

Numerical Index

6005-097-580-00

Part Code	Fig.Key	Part Code	Fig.Key	Part Code	Fig.Key
1373-121-001-00	23 4	6209-625-002-00	25 12	6211-530-008-00	6 1
1650-650-015-00	9 16	6209-625-003-20	5 15	6211-540-008-00	6 3
1690-654-200-00	9 37		25 10	6211-599-004-00	5 14
3625-540-004-00	9 39	6209-630-002-10	24 6		6 2
3640-586-004-00	21 5		25 22		6 4
3805-355-002-20	7 2	6209-730-005-00	12 3	6211-751-001-10	2 5
3817-401-001-00	9 12		20 11	6211-751-002-00	5 31
	11 20	6209-730-006-00	15 4	6211-760-046-00	5 29
	17 13	6209-740-001-00	9 28	6211-766-033-00	5 30
	17 20	6209-740-005-00	5 18	6211-777-021-00	10 2
	20 8	6209-749-001-20	5 16	6212-111-095-30	13 1
6115-639-008-00	27 51		9 45	6212-114-095-30	14 1
6209-000-002-00	11 18	6209-800-010-00	20 13	6212-116-095-30	14 3
6209-000-005-00	1 7	6209-800-011-00	9 48	6212-121-028-00	13 2
6209-000-006-00	5 2	6209-920-002-00	9 22	6212-124-028-00	14 2
6209-000-041-00	15 9	6209-940-004-00	11 14	6212-126-028-00	14 4
6209-030-043-00	20 17	6211-110-084-10	1 1	6212-211-002-00	13 3
6209-030-048-00	18 4	6211-141-057-10	1 6	6212-230-011-30	13 5
6209-030-091-00	8 4		25 3	6212-235-004-00	13 6
6209-050-001-00	9 34	6211-170-007-30	2 1	6212-271-009-00	13 7
6209-050-002-00	9 35	6211-173-005-00	2 6	6212-273-009-00	6 5
6209-300-014-00	1 8		25 4	6212-274-009-00	6 6
6209-360-011-00	21 3	6211-179-011-20	2 2	6212-310-011-40	15 1
6209-360-084-00	17 14	6211-210-081-00	5 1	6212-330-075-10	15 5
6209-360-109-00	2 9	6211-258-001-00	5 9	6212-333-002-00	15 6
6209-409-001-00	9 20		25 8	6212-339-009-10	15 10
6209-409-003-00	11 17	6211-258-002-00	5 10	6212-371-034-10	15 11
6209-490-002-10	2 7		25 9	6212-379-001-00	15 12
6209-500-003-00	9 18	6211-291-010-00	2 3	6212-511-005-00	12 1
	9 27	6211-291-015-20	5 25	6212-521-008-00	15 3
	25 13	6211-292-001-20	5 26	6212-522-004-10	12 2
6209-500-006-00	9 10		25 11	6212-523-021-00	12 6
6209-572-003-00	2 8	6211-310-040-00	9 1	6212-524-012-30	20 10
	25 5	6211-311-013-20	9 40	6212-530-017-00	9 47
6209-580-002-10	20 27	6211-312-005-10	9 29	6212-531-008-20	5 8
6209-600-004-00	9 26		25 14	6212-535-007-00	12 4
6209-605-003-00	9 2	6211-312-006-10	9 41	6212-535-009-00	20 14
6209-605-004-10	1 3		25 15	6212-551-020-10	11 1
6209-610-001-10	5 4	6211-319-003-00	9 43	6212-552-008-00	11 2
6209-610-003-00	1 2	6211-341-073-00	8 1	6212-561-003-00	11 3
	5 6	6211-342-003-10	8 2	6212-563-001-00	11 4
6209-610-004-00	9 3	6211-361-038-10	7 1	6212-565-001-00	11 5
6209-610-007-00	5 3	6211-510-008-00	5 11	6212-569-002-00	1 4
6209-610-009-00	5 5	6211-511-007-00	5 12		25 2
6209-625-002-00	9 7	6211-511-008-00	5 13	6212-571-002-30	11 6

Numerical Index

6005-097-580-00

Part Code	Fig.Key		Part Code	Fig.Key		Part Code	Fig.Key	
6212-575-003-00	11	7	6214-110-003-00	3	1	6215-543-002-10	20	20
6212-600-009-20	11	8	6214-115-003-10	3	2	6215-546-003-10	9	19
6212-611-004-10	11	9		25	6	6215-548-056-00	22	1
6212-616-002-00	11	16	6214-141-044-00	4	1	6215-549-007-10	20	28
6212-620-008-20	11	10	6214-145-004-20	4	2	6215-549-013-00	5	28
6212-626-002-10	11	11		25	7	6215-549-031-10	20	23
6212-628-010-10	11	12	6215-300-045-00	19	1	6215-549-039-00	20	32
6212-628-011-10	11	13	6215-311-036-00	26	16	6215-600-104-20	20	1
6213-100-004-30	16	1	6215-315-002-00	19	2	6215-611-015-00	27	1
6213-111-002-20	16	2	6215-315-005-00	19	4	6215-619-023-00	27	50
6213-119-001-00	16	6	6215-315-006-00	19	3	6215-619-024-00	27	52
6213-120-002-30	16	3	6215-315-007-00	19	5	6215-621-017-10	20	9
6213-125-002-10	16	4	6215-330-028-00	26	1	6215-622-003-00	27	11
6213-129-003-00	16	5	6215-332-014-00	26	15	6215-629-017-00	27	12
6213-129-006-00	5	17	6215-339-004-00	26	14	6215-629-035-00	27	13
6213-140-013-00	16	8	6215-342-013-00	26	13	6215-629-036-00	27	25
6213-149-003-20	16	10	6215-343-010-00	26	12	6215-629-037-00	27	26
6213-160-003-10	9	30	6215-345-044-00	26	2	6215-629-038-00	27	27
6213-161-003-10	9	31	6215-345-045-00	26	3	6215-629-039-00	27	28
6213-164-001-00	9	32	6215-345-046-00	26	4	6215-629-040-00	27	29
6213-240-002-10	16	12	6215-345-047-00	26	5	6215-629-041-00	27	30
6213-319-001-00	5	24	6215-345-048-00	26	6	6215-629-042-00	27	31
6213-610-005-40	17	1	6215-345-049-00	26	7	6215-629-043-00	27	32
6213-611-003-20	17	2	6215-345-050-00	26	8	6215-629-044-00	27	33
6213-612-004-00	17	9	6215-345-051-00	26	9	6215-629-045-00	27	34
6213-613-002-10	17	8	6215-345-052-00	26	10	6215-629-046-00	27	35
6213-619-002-00	17	11	6215-345-053-00	26	11	6215-629-047-00	27	36
6213-619-003-00	17	10	6215-359-003-00	26	17	6215-629-048-00	27	37
6213-619-006-00	17	15	6215-359-004-00	26	18	6215-629-049-00	27	38
6213-621-003-00	17	6	6215-359-006-00	27	53	6215-629-050-00	27	39
6213-622-002-10	17	5	6215-411-133-00	19	6	6215-629-051-00	27	40
6213-631-002-00	17	3	6215-411-134-00	19	7	6215-629-052-00	27	41
6213-631-005-00	17	4	6215-411-135-00	19	8	6215-629-053-00	27	42
6213-641-022-10	18	2	6215-411-136-00	21	2	6215-629-054-00	27	43
6213-642-002-00	17	7	6215-412-004-00	21	1	6215-629-055-00	27	44
6213-660-015-00	18	1	6215-520-007-10	20	16	6215-629-056-00	27	45
6213-669-009-00	18	3	6215-526-004-00	20	18	6215-629-058-00	27	46
6213-671-029-00	18	5	6215-531-010-00	20	24	6215-629-059-00	27	47
6213-674-006-20	23	2	6215-537-002-10	20	33	6215-629-060-00	27	17
6213-711-003-20	17	28	6215-541-001-10	20	19	6215-629-061-00	27	18
6213-716-001-50	17	23	6215-541-016-30	22	2	6215-629-062-00	27	19
6213-721-007-00	5	23	6215-541-024-30	20	25	6215-629-063-00	27	20
6213-729-013-10	17	21	6215-542-004-20	9	23	6215-629-064-00	27	21
6213-743-002-10	17	24	6215-542-005-10	9	25	6215-629-065-00	27	22
	25	20	6215-542-006-00	20	21	6215-629-066-00	27	23

Numerical Index

6005-097-580-00

Part Code	Fig.Key		Part Code	Fig.Key		Part Code	Fig.Key	
6215-629-067-00	27	24	6281-216-001-00	29	18	6904-110-840-00	17	17
6215-631-015-00	27	2	6281-217-003-00	29	16	6904-110-850-00	9	6
6215-634-003-00	27	14	6281-221-007-00	29	4	6904-110-855-00	9	5
6215-635-004-00	27	8	6281-222-012-00	29	1	6904-411-025-00	4	5
6215-635-005-00	27	49	6281-229-002-00	29	2	6909-110-406-00	9	36
6215-637-004-00	27	48	6281-229-003-00	29	3		20	29
6215-639-008-00	27	15	6281-229-004-00	29	5	6909-110-408-00	9	49
6215-639-009-00	27	16	6281-229-006-00	29	8		9	51
6215-641-002-00	27	3	6281-229-007-00	29	9	6909-110-410-00	23	6
6215-643-005-00	27	4	6281-229-008-00	29	10	6909-111-508-00	28	21
6215-644-009-00	27	6	6281-229-011-00	29	15	6909-950-115-00	13	4
6215-649-008-00	27	5	6281-229-012-00	29	19	J061-210-015-00	17	22
6215-649-011-00	27	10	6281-229-013-00	29	20	J062-076-082-00	21	4
6215-649-013-00	27	9	6281-229-014-00	29	21	P117-303-003-00	9	24
6215-649-014-00	27	7	6281-229-015-00	29	22	V195-164-008-30	2	4
6219-732-012-00	24	4	6281-229-016-00	29	23	V201-360-807-50	9	11
6219-752-006-00	20	2	6281-229-017-00	29	24	V201-361-205-00	23	8
6219-752-007-00	20	3	6281-229-018-00	29	25	V211-560-802-50	4	3
6219-752-008-00	20	4	6281-229-029-00	29	14	V220-540-601-60	24	7
6219-752-009-00	20	5	6281-229-032-00	29	6	V220-540-602-00	16	7
6219-752-010-00	20	6	6281-229-033-00	29	11	V230-360-601-20	5	27
6281-100-007-20	23	7	6281-229-041-00	28	22	V230-360-601-60	9	38
6281-111-005-00	28	1	6281-271-002-00	29	26	V231-360-801-60	9	13
6281-115-010-00	28	23	6281-410-023-00	24	3		16	11
6281-115-011-00	28	10	6281-910-011-00	24	5	V231-360-802-00	17	19
6281-115-016-00	28	20	6281-971-003-00	24	1		17	25
6281-116-004-00	28	11	6282-450-006-00	24	2		20	7
6281-121-006-00	28	2	6287-810-040-00	25	1		23	3
6281-123-005-00	28	8	6294-453-002-00	5	22	V231-360-802-50	3	3
6281-124-007-10	28	5	6509-030-037-00	4	4		17	30
6281-129-003-00	28	19	6509-605-019-10	5	7	V231-360-803-00	9	17
6281-129-038-00	28	3	6513-770-022-10	17	27	V231-360-804-50	17	18
6281-129-039-00	28	4	6581-117-007-00	28	12	V231-360-805-00	9	14
6281-129-040-00	28	7	6581-129-092-00	28	17	V231-360-805-50	11	19
6281-129-042-00	28	15	6581-129-099-00	28	6	V231-360-806-00	9	15
6281-129-043-00	28	16	6901-066-645-00	15	13	V231-360-807-50	9	9
6281-129-044-00	28	18	6901-910-612-00	12	5		17	26
6281-129-045-10	28	9		20	15	V231-360-808-50	9	8
6281-129-062-00	28	14	6901-910-635-00	7	4	V233-361-007-00	23	5
6281-151-017-10	28	13	6901-911-020-00	10	1	V251-340-806-00	5	20
6281-200-020-00	23	1	6902-050-816-00	9	42	V341-120-008-00	9	21
6281-213-017-00	29	7	6904-110-822-00	5	21	V401-160-006-00	20	31
6281-214-003-00	29	12		9	4		24	8
6281-214-004-00	29	13		9	46	V401-160-008-00	9	50
6281-215-001-00	29	17	6904-110-840-00	5	19		9	52

[illegible]

Numerical Index

6005-097-570-00

Part Code	Fig.Key	Part Code	Fig.Key	Part Code	Fig.Key
1373-121-001-00	23 4	6209-625-003-20	5 15	6211-540-008-00	6 3
1650-650-015-00	9 16		25 10	6211-599-004-00	5 14
3625-540-004-00	9 40	6209-630-002-10	24 6		6 2
3640-586-004-00	21 5		25 22		6 4
3805-355-002-20	7 2	6209-730-005-00	12 3	6211-751-001-10	2 5
3817-401-001-00	9 12		20 11	6211-751-002-00	5 31
	11 20	6209-730-006-00	15 4	6211-760-046-00	5 29
	17 13	6209-740-001-00	9 28	6211-766-033-00	5 30
	17 20	6209-740-005-00	5 18	6211-777-021-00	10 2
	20 8	6209-749-001-20	5 16	6212-111-095-30	13 1
6115-639-008-00	27 51		9 46	6212-114-095-30	14 1
6209-000-002-00	11 18	6209-800-010-00	20 13	6212-116-095-30	14 3
6209-000-005-00	1 7	6209-800-011-00	9 49	6212-121-028-00	13 2
6209-000-006-00	5 2	6209-920-002-00	9 22	6212-124-028-00	14 2
6209-000-041-00	15 9	6209-940-004-00	11 14	6212-126-028-00	14 4
6209-030-043-00	20 17	6211-110-084-10	1 1	6212-211-002-00	13 3
6209-030-048-00	18 4	6211-141-057-10	1 6	6212-230-011-30	13 5
6209-030-091-00	8 4		25 3	6212-235-004-00	13 6
6209-050-001-00	9 34	6211-170-007-30	2 1	6212-271-009-00	13 7
6209-050-002-00	9 35	6211-173-005-00	2 6	6212-273-009-00	6 5
6209-300-014-00	1 8		25 4	6212-274-009-00	6 6
6209-360-011-00	21 3	6211-179-011-20	2 2	6212-310-011-40	15 1
6209-360-084-00	17 14	6211-210-081-00	5 1	6212-330-075-10	15 5
6209-360-109-00	2 9	6211-258-001-00	5 9	6212-333-002-00	15 6
6209-409-001-00	9 20		25 8	6212-339-009-10	15 10
6209-409-003-00	11 17	6211-258-002-00	5 10	6212-371-034-10	15 11
6209-490-002-10	2 7		25 9	6212-379-001-00	15 12
6209-500-003-00	9 18	6211-291-010-00	2 3	6212-511-005-00	12 1
	9 27	6211-291-015-20	5 25	6212-521-008-00	15 3
	25 13	6211-292-001-20	5 26	6212-522-004-10	12 2
6209-500-006-00	9 10		25 11	6212-523-021-00	12 6
6209-572-003-00	2 8	6211-310-009-60	9 1	6212-524-012-30	20 10
	25 5	6211-311-013-20	9 41	6212-530-017-00	9 48
6209-580-002-10	20 27	6211-312-005-10	9 29	6212-531-008-20	5 8
6209-600-004-00	9 26		25 14	6212-535-007-00	12 4
6209-605-003-00	9 2	6211-312-006-10	9 42	6212-535-009-00	20 14
6209-605-004-10	1 3		25 15	6212-551-020-10	11 1
6209-610-001-10	5 4	6211-319-003-00	9 44	6212-552-008-00	11 2
6209-610-003-00	1 2	6211-341-073-00	8 1	6212-561-003-00	11 3
	5 6	6211-342-003-10	8 2	6212-563-001-00	11 4
6209-610-004-00	9 3	6211-361-038-10	7 1	6212-565-001-00	11 5
6209-610-007-00	5 3	6211-510-008-00	5 11	6212-569-002-00	1 4
6209-610-009-00	5 5	6211-511-007-00	5 12		25 2
6209-625-002-00	9 7	6211-511-008-00	5 13	6212-571-002-30	11 6
	25 12	6211-530-008-00	6 1	6212-575-003-00	11 7

Numerical Index

6005-097-570-00

Part Code	Fig.Key		Part Code	Fig.Key		Part Code	Fig.Key	
6212-600-009-20	11	8	6214-115-003-10	3	2	6215-546-003-10	9	19
6212-611-004-10	11	9		25	6	6215-548-043-00	22	1
6212-616-002-00	11	16		4	1	6215-549-007-10	20	28
6212-620-008-20	11	10		4	2	6215-549-013-00	5	28
6212-626-002-10	11	11		25	7	6215-549-031-10	20	23
6212-628-010-10	11	12	6215-300-045-00	19	1	6215-549-039-00	20	32
6212-628-011-10	11	13	6215-311-036-00	26	16	6215-600-104-20	20	1
6213-100-004-30	16	1	6215-315-002-00	19	2	6215-611-015-00	27	1
6213-111-002-20	16	2	6215-315-005-00	19	4	6215-619-023-00	27	50
6213-119-001-00	16	6	6215-315-006-00	19	3	6215-619-024-00	27	52
6213-120-002-30	16	3	6215-315-007-00	19	5	6215-621-017-10	20	9
6213-125-002-10	16	4	6215-330-028-00	26	1	6215-622-003-00	27	11
6213-129-003-00	16	5	6215-332-014-00	26	15	6215-629-017-00	27	12
6213-129-006-00	5	17	6215-339-004-00	26	14	6215-629-035-00	27	13
6213-140-013-00	16	8	6215-342-013-00	26	13	6215-629-036-00	27	25
6213-149-003-20	16	10	6215-343-010-00	26	12	6215-629-037-00	27	26
6213-160-003-10	9	30	6215-345-044-00	26	2	6215-629-038-00	27	27
6213-161-003-10	9	31	6215-345-045-00	26	3	6215-629-039-00	27	28
6213-164-001-00	9	32	6215-345-046-00	26	4	6215-629-040-00	27	29
6213-240-002-10	16	12	6215-345-047-00	26	5	6215-629-041-00	27	30
6213-319-001-00	5	24	6215-345-048-00	26	6	6215-629-042-00	27	31
6213-610-005-40	17	1	6215-345-049-00	26	7	6215-629-043-00	27	32
6213-611-003-20	17	2	6215-345-050-00	26	8	6215-629-044-00	27	33
6213-612-004-00	17	9	6215-345-051-00	26	9	6215-629-045-00	27	34
6213-613-002-10	17	8	6215-345-052-00	26	10	6215-629-046-00	27	35
6213-619-002-00	17	11	6215-345-053-00	26	11	6215-629-047-00	27	36
6213-619-003-00	17	10	6215-359-003-00	26	17	6215-629-048-00	27	37
6213-619-006-00	17	15	6215-359-004-00	26	18	6215-629-049-00	27	38
6213-621-003-00	17	6	6215-359-006-00	27	53	6215-629-050-00	27	39
6213-622-002-10	17	5	6215-411-133-00	19	6	6215-629-051-00	27	40
6213-631-002-00	17	3	6215-411-134-00	19	7	6215-629-052-00	27	41
6213-631-005-00	17	4	6215-411-135-00	19	8	6215-629-053-00	27	42
6213-641-022-10	18	2	6215-411-136-00	21	2	6215-629-054-00	27	43
6213-642-002-00	17	7	6215-412-004-00	21	1	6215-629-055-00	27	44
6213-660-015-00	18	1	6215-520-007-10	20	16	6215-629-056-00	27	45
6213-669-009-00	18	3	6215-526-004-00	20	18	6215-629-058-00	27	46
6213-671-029-00	18	5	6215-531-010-00	20	24	6215-629-059-00	27	47
6213-674-006-20	23	2	6215-537-002-10	20	33	6215-629-060-00	27	17
6213-711-003-20	17	28	6215-541-001-10	20	19	6215-629-061-00	27	18
6213-716-001-50	17	23	6215-541-016-30	22	2	6215-629-062-00	27	19
6213-721-007-00	5	23	6215-541-024-30	20	25	6215-629-063-00	27	20
6213-729-013-10	17	21	6215-542-004-20	9	23	6215-629-064-00	27	21
6213-743-002-10	17	24	6215-542-005-10	9	25	6215-629-065-00	27	22
	25	20	6215-542-006-00	20	21	6215-629-066-00	27	23
	3	1	6215-543-002-10	20	20	6215-629-067-00	27	24

Numerical Index

6005-097-570-00

Part Code	Fig.Key	Part Code	Fig.Key	Part Code	Fig.Key
6215-631-015-00	27 2	6281-216-001-00	29 18	6904-110-840-00	17 17
6215-634-003-00	27 14	6281-217-003-00	29 16	6904-110-850-00	9 6
6215-635-004-00	27 8	6281-221-007-00	29 4	6904-110-855-00	9 5
6215-635-005-00	27 49	6281-222-012-00	29 1	6904-411-025-00	4 5
6215-637-004-00	27 48	6281-229-002-00	29 2	6909-110-406-00	9 36
6215-639-008-00	27 15	6281-229-003-00	29 3		20 29
6215-639-009-00	27 16	6281-229-004-00	29 5	6909-110-408-00	9 50
6215-641-002-00	27 3	6281-229-006-00	29 8		9 52
6215-643-005-00	27 4	6281-229-007-00	29 9	6909-110-410-00	23 6
6215-644-009-00	27 6	6281-229-008-00	29 10	6909-111-508-00	28 21
6215-649-008-00	27 5	6281-229-011-00	29 15	6909-950-115-00	13 4
6215-649-011-00	27 10	6281-229-012-00	29 19	J061-210-015-00	17 22
6215-649-013-00	27 9	6281-229-013-00	29 20	J062-076-082-00	21 4
6215-649-014-00	27 7	6281-229-014-00	29 21	P117-303-003-00	9 24
6219-310-003-20	9 37	6281-229-015-00	29 22	V195-164-008-30	2 4
6219-732-012-00	24 4	6281-229-016-00	29 23	V201-360-807-50	9 11
6219-752-006-00	20 2	6281-229-017-00	29 24	V201-361-205-00	23 8
6219-752-007-00	20 3	6281-229-018-00	29 25	V211-560-802-50	4 3
6219-752-008-00	20 4	6281-229-029-00	29 14	V220-540-601-60	24 7
6219-752-009-00	20 5	6281-229-032-00	29 6	V220-540-602-00	16 7
6219-752-010-00	20 6	6281-229-033-00	29 11	V230-360-601-20	5 27
6281-100-007-20	23 7	6281-229-041-00	28 22	V230-360-601-60	9 39
6281-111-005-00	28 1	6281-271-002-00	29 26	V231-360-801-60	9 13
6281-115-010-00	28 23	6281-410-023-00	24 3		16 11
6281-115-011-00	28 10	6281-910-011-00	24 5	V231-360-802-00	17 19
6281-115-016-00	28 20	6281-971-003-00	24 1		17 25
6281-116-004-00	28 11	6282-450-006-00	24 2		20 7
6281-121-006-00	28 2	6287-810-040-00	25 1		23 3
6281-123-005-00	28 8	6294-453-002-00	5 22	V231-360-802-50	3 3
6281-124-007-10	28 5	6509-030-037-00	4 4		17 30
6281-129-003-00	28 19	6509-605-019-10	5 7	V231-360-803-00	9 17
6281-129-038-00	28 3	6513-770-022-10	17 27	V231-360-804-50	17 18
6281-129-039-00	28 4	6581-117-007-00	28 12	V231-360-805-00	9 14
6281-129-040-00	28 7	6581-129-092-00	28 17	V231-360-805-50	11 19
6281-129-042-00	28 15	6581-129-099-00	28 6	V231-360-806-00	9 15
6281-129-043-00	28 16	6901-066-645-00	15 13	V231-360-807-50	9 9
6281-129-044-00	28 18	6901-910-612-00	12 5		17 26
6281-129-045-10	28 9		20 15	V231-360-808-50	9 8
6281-129-062-00	28 14	6901-910-635-00	7 4	V233-361-007-00	23 5
6281-151-017-10	28 13	6901-911-020-00	10 1	V251-340-806-00	5 20
6281-200-020-00	23 1	6902-050-816-00	9 43	V341-120-008-00	9 21
6281-213-017-00	29 7	6904-110-822-00	5 21	V401-160-006-00	20 31
6281-214-003-00	29 12		9 4		24 8
6281-214-004-00	29 13		9 47	V401-160-008-00	9 51
6281-215-001-00	29 17	6904-110-840-00	5 19		9 53

[illegible]

Numerical Index

6005-097-610-00

Part Code	Fig.Key	Part Code	Fig.Key	Part Code	Fig.Key
1373-121-001-00	23 4	6209-625-002-00	25 12	6211-530-008-00	6 1
1650-650-015-00	9 16	6209-625-003-20	5 15	6211-540-008-00	6 3
3625-540-004-00	9 45		25 10	6211-599-004-00	5 14
3640-586-004-00	21 5	6209-630-002-10	24 6		6 2
3805-355-002-20	7 2		25 22		6 4
3817-401-001-00	9 12	6209-730-005-00	12 3	6211-751-001-10	2 5
	11 20		20 11	6211-751-002-00	5 31
	17 13	6209-730-006-00	15 4	6211-760-046-00	5 29
	17 20	6209-740-001-00	9 30	6211-766-033-00	5 30
	20 8	6209-740-005-00	5 18	6211-777-021-00	10 2
6115-639-008-00	27 51	6209-749-001-20	5 16	6212-111-095-30	13 1
6209-000-002-00	11 18		9 51	6212-114-095-30	14 1
6209-000-005-00	1 7	6209-800-010-00	20 13	6212-116-095-30	14 3
6209-000-006-00	5 2	6209-800-011-00	9 54	6212-121-028-00	13 2
6209-000-041-00	15 9	6209-920-002-00	9 23	6212-124-028-00	14 2
6209-030-043-00	20 17	6209-940-004-00	11 14	6212-126-028-00	14 4
6209-030-048-00	18 4	6211-110-084-10	1 1	6212-211-002-00	13 3
6209-030-091-00	8 4	6211-141-057-10	1 6	6212-230-011-30	13 5
6209-050-002-00	9 40		25 3	6212-235-004-00	13 6
6209-050-003-00	9 36	6211-170-007-30	2 1	6212-251-003-30	25 23
6209-300-014-00	1 8	6211-173-005-00	2 6	6212-271-009-00	13 7
6209-360-011-00	21 3		25 4	6212-273-009-00	6 5
6209-360-084-00	17 14	6211-179-011-20	2 2	6212-274-009-00	6 6
6209-360-109-00	2 9	6211-210-081-00	5 1	6212-310-011-40	15 1
6209-409-003-00	11 17	6211-258-001-00	5 9	6212-330-075-10	15 5
6209-490-002-10	2 7		25 8	6212-333-002-00	15 6
6209-500-003-00	9 18	6211-258-002-00	5 10	6212-339-009-10	15 10
	9 29		25 9	6212-371-034-10	15 11
	25 13	6211-291-010-00	2 3	6212-379-001-00	15 12
6209-500-006-00	9 10	6211-291-015-20	5 25	6212-511-005-00	12 1
6209-572-003-00	2 8	6211-292-001-20	5 26	6212-521-008-00	15 3
	25 5		25 11	6212-522-004-10	12 2
6209-580-002-10	20 27	6211-310-009-60	9 1	6212-523-021-00	12 6
6209-587-006-10	9 21	6211-311-013-20	9 46	6212-524-012-30	20 10
	9 38	6211-312-005-10	9 31	6212-530-017-00	9 53
6209-600-004-00	9 28		25 14	6212-531-008-20	5 8
6209-605-003-00	9 2	6211-312-006-10	9 47	6212-535-007-00	12 4
6209-605-004-10	1 3		25 15	6212-535-009-00	20 14
6209-610-001-10	5 4	6211-319-003-00	9 49	6212-551-020-10	11 1
6209-610-003-00	1 2	6211-341-073-00	8 1	6212-552-008-00	11 2
	5 6	6211-342-003-10	8 2	6212-561-003-00	11 3
6209-610-004-00	9 3	6211-361-038-10	7 1	6212-563-001-00	11 4
6209-610-007-00	5 3	6211-510-008-00	5 11	6212-565-001-00	11 5
6209-610-009-00	5 5	6211-511-007-00	5 12	6212-569-002-00	1 4
6209-625-002-00	9 7	6211-511-008-00	5 13		25 2

Numerical Index

6005-097-610-00

Part Code	Fig.Key		Part Code	Fig.Key		Part Code	Fig.Key	
6212-571-002-30	11	6	6213-743-002-10	25	20	6215-542-006-00	20	21
6212-575-003-00	11	7	6214-110-003-00	3	1	6215-543-002-10	20	20
6212-600-009-20	11	8	6214-115-003-10	3	2	6215-546-006-00	9	19
6212-611-004-10	11	9		25	6	6215-548-043-00	22	1
6212-616-002-00	11	16	6214-141-044-00	4	1	6215-549-007-10	20	28
6212-620-008-20	11	10	6214-145-004-20	4	2	6215-549-013-00	5	28
6212-626-002-10	11	11		25	7	6215-549-031-10	20	23
6212-628-010-10	11	12	6215-300-045-00	19	1	6215-549-039-00	20	32
6212-628-011-10	11	13	6215-311-036-00	26	16	6215-549-057-00	9	20
6213-100-004-30	16	1	6215-315-002-00	19	2	6215-549-058-10	9	22
6213-111-002-20	16	2	6215-315-005-00	19	4	6215-549-059-00	9	37
6213-119-001-00	16	6	6215-315-006-00	19	3	6215-549-068-10	9	39
6213-120-002-30	16	3	6215-315-007-00	19	5	6215-600-104-20	20	1
6213-125-002-10	16	4	6215-330-028-00	26	1	6215-611-015-00	27	1
6213-129-003-00	16	5	6215-332-014-00	26	15	6215-619-023-00	27	50
6213-129-006-00	5	17	6215-339-004-00	26	14	6215-619-024-00	27	52
6213-140-013-00	16	8	6215-342-013-00	26	13	6215-621-017-10	20	9
6213-149-003-20	16	10	6215-343-010-00	26	12	6215-622-003-00	27	11
6213-160-003-10	9	32	6215-345-044-00	26	2	6215-629-017-00	27	12
6213-161-003-10	9	33	6215-345-045-00	26	3	6215-629-035-00	27	13
6213-164-001-00	9	34	6215-345-046-00	26	4	6215-629-036-00	27	25
6213-240-002-10	16	12	6215-345-047-00	26	5	6215-629-037-00	27	26
6213-319-001-00	5	24	6215-345-048-00	26	6	6215-629-038-00	27	27
6213-610-005-40	17	1	6215-345-049-00	26	7	6215-629-039-00	27	28
6213-611-003-20	17	2	6215-345-050-00	26	8	6215-629-040-00	27	29
6213-612-004-00	17	9	6215-345-051-00	26	9	6215-629-041-00	27	30
6213-613-002-10	17	8	6215-345-052-00	26	10	6215-629-042-00	27	31
6213-619-002-00	17	11	6215-345-053-00	26	11	6215-629-043-00	27	32
6213-619-003-00	17	10	6215-359-003-00	26	17	6215-629-044-00	27	33
6213-619-006-00	17	15	6215-359-004-00	26	18	6215-629-045-00	27	34
6213-621-003-00	17	6	6215-359-006-00	27	53	6215-629-046-00	27	35
6213-622-002-10	17	5	6215-411-133-00	19	6	6215-629-047-00	27	36
6213-631-002-00	17	3	6215-411-134-00	19	7	6215-629-048-00	27	37
6213-631-005-00	17	4	6215-411-135-00	19	8	6215-629-049-00	27	38
6213-641-022-10	18	2	6215-411-136-00	21	2	6215-629-050-00	27	39
6213-642-002-00	17	7	6215-412-004-00	21	1	6215-629-051-00	27	40
6213-660-015-00	18	1	6215-520-007-10	20	16	6215-629-052-00	27	41
6213-669-009-00	18	3	6215-526-004-00	20	18	6215-629-053-00	27	42
6213-671-029-00	18	5	6215-531-010-00	20	24	6215-629-054-00	27	43
6213-674-006-20	23	2	6215-537-002-10	20	33	6215-629-055-00	27	44
6213-711-003-20	17	28	6215-541-001-10	20	19	6215-629-056-00	27	45
6213-716-001-50	17	23	6215-541-016-30	22	2	6215-629-058-00	27	46
6213-721-007-00	5	23	6215-541-024-30	20	25	6215-629-059-00	27	47
6213-729-013-10	17	21	6215-542-004-20	9	25	6215-629-060-00	27	17
6213-743-002-10	17	24	6215-542-005-10	9	27	6215-629-061-00	27	18

Numerical Index

6005-097-610-00

Part Code	Fig.Key		Part Code	Fig.Key		Part Code	Fig.Key	
6215-629-062-00	27	19	6281-151-017-10	28	13	6901-910-635-00	7	4
6215-629-063-00	27	20	6281-200-020-00	23	1	6901-911-020-00	10	1
6215-629-064-00	27	21	6281-213-017-00	29	7	6902-050-816-00	9	48
6215-629-065-00	27	22	6281-214-003-00	29	12	6904-110-822-00	5	21
6215-629-066-00	27	23	6281-214-004-00	29	13		9	4
6215-629-067-00	27	24	6281-215-001-00	29	17		9	52
6215-631-015-00	27	2	6281-216-001-00	29	18	6904-110-840-00	5	19
6215-634-003-00	27	14	6281-217-003-00	29	16		17	17
6215-635-004-00	27	8	6281-221-007-00	29	4	6904-110-850-00	9	6
6215-635-005-00	27	49	6281-222-012-00	29	1	6904-110-855-00	9	5
6215-637-004-00	27	48	6281-229-002-00	29	2	6904-411-025-00	4	5
6215-639-008-00	27	15	6281-229-003-00	29	3	6909-110-406-00	9	41
6215-639-009-00	27	16	6281-229-004-00	29	5		20	29
6215-641-002-00	27	3	6281-229-006-00	29	8	6909-110-408-00	9	55
6215-643-005-00	27	4	6281-229-007-00	29	9		9	57
6215-644-009-00	27	6	6281-229-008-00	29	10	6909-110-410-00	23	6
6215-649-008-00	27	5	6281-229-011-00	29	15	6909-111-508-00	28	21
6215-649-011-00	27	10	6281-229-012-00	29	19	6909-950-115-00	13	4
6215-649-013-00	27	9	6281-229-013-00	29	20	J061-210-015-00	17	22
6215-649-014-00	27	7	6281-229-014-00	29	21	J062-076-082-00	21	4
6219-310-003-20	9	42	6281-229-015-00	29	22	P117-303-003-00	9	26
6219-732-012-00	24	4	6281-229-016-00	29	23	V195-164-008-30	2	4
6219-752-006-00	20	2	6281-229-017-00	29	24	V201-360-807-50	9	11
6219-752-007-00	20	3	6281-229-018-00	29	25	V201-361-205-00	23	8
6219-752-008-00	20	4	6281-229-029-00	29	14	V211-560-802-50	4	3
6219-752-009-00	20	5	6281-229-032-00	29	6	V220-540-601-60	24	7
6219-752-010-00	20	6	6281-229-033-00	29	11	V220-540-602-00	16	7
6281-100-007-20	23	7	6281-229-041-00	28	22	V230-360-601-20	5	27
6281-111-005-00	28	1	6281-271-002-00	29	26	V230-360-601-60	9	44
6281-115-010-00	28	23	6281-410-023-00	24	3	V231-360-801-60	9	13
6281-115-011-00	28	10	6281-910-011-00	24	5		16	11
6281-115-016-00	28	20	6281-971-003-00	24	1	V231-360-802-00	17	19
6281-116-004-00	28	11	6282-450-006-00	24	2		17	25
6281-121-006-00	28	2	6287-810-040-00	25	1		20	7
6281-123-005-00	28	8	6294-453-002-00	5	22		23	3
6281-124-007-10	28	5	6509-030-037-00	4	4	V231-360-802-50	3	3
6281-129-003-00	28	19	6509-605-019-10	5	7		17	30
6281-129-038-00	28	3		9	24	V231-360-803-00	9	17
6281-129-039-00	28	4	6513-770-022-10	17	27	V231-360-804-50	17	18
6281-129-040-00	28	7	6581-117-007-00	28	12	V231-360-805-00	9	14
6281-129-042-00	28	15	6581-129-092-00	28	17	V231-360-805-50	11	19
6281-129-043-00	28	16	6581-129-099-00	28	6	V231-360-806-00	9	15
6281-129-044-00	28	18	6901-066-645-00	15	13	V231-360-807-50	9	9
6281-129-045-10	28	9	6901-910-612-00	12	5		17	26
6281-129-062-00	28	14		20	15	V231-360-808-50	9	8

Numerical Index

6005-097-610-00

Part Code	Fig.Key	Part Code	Fig.Key	Part Code	Fig.Key
V233-361-007-00	23 5				
V251-340-806-00	5 20				
V401-160-006-00	20 31				
	24 8				
V401-160-008-00	9 56				
	9 58				
V401-160-012-00	23 9				
V411-260-006-00	20 30				
V523-100-601-80	15 7				
V523-101-001-80	8 3				
	15 2				
V600-110-620-30	20 12				
V600-150-600-20	15 8				
V682-200-000-60	1 5				
V704-140-016-00	11 15				
V705-140-012-00	9 35				
V710-140-004-00	20 22				
V720-101-900-80	20 26				
V720-102-401-80	7 3				
V720-103-502-20	16 9				
	25 17				
V720-103-502-50	5 32				
V721-103-104-00	17 12				
	25 18				
V721-113-105-00	17 16				
	25 19				
V723-102-002-40	9 43				
V723-102-005-00	9 50				
	25 16				
V723-102-005-50	17 29				
	25 21				

Numerical Index

6005-097-600-00

Part Code	Fig.Key	Part Code	Fig.Key	Part Code	Fig.Key
1373-121-001-00	24 4	6209-580-002-10	21 27	6211-258-001-00	26 8
1650-650-015-00	10 16	6209-600-004-00	10 26	6211-258-002-00	6 10
1690-654-200-00	10 37	6209-605-003-00	10 2		26 9
3625-540-004-00	10 39	6209-605-004-10	1 3	6211-291-015-20	6 26
3640-586-004-00	22 5	6209-610-001-10	6 4	6211-292-001-20	6 27
3737-172-010-00	6 52	6209-610-003-00	1 2		26 11
3805-355-002-20	8 2		6 6	6211-310-040-00	10 1
3817-401-001-00	10 12	6209-610-004-00	10 3	6211-311-013-20	10 40
	12 20	6209-610-007-00	6 3	6211-312-005-10	10 29
	18 14	6209-610-009-00	6 5		26 14
	18 33	6209-625-002-00	10 7	6211-312-006-10	10 41
	21 8		26 12		26 15
6115-639-008-00	28 51	6209-625-003-20	6 15	6211-319-003-00	10 43
6209-000-002-00	12 18		26 10	6211-341-073-00	9 1
6209-000-005-00	1 7	6209-630-002-10	25 6	6211-342-003-10	9 2
6209-000-006-00	6 2		26 22	6211-361-074-00	8 1
6209-000-041-00	16 9	6209-630-004-10	17 16	6211-510-008-00	6 11
6209-030-043-00	21 17		26 25	6211-511-007-00	6 12
6209-030-048-00	19 4	6209-730-005-00	13 3	6211-511-008-00	6 13
6209-030-091-00	9 4		21 11	6211-530-008-00	7 1
6209-030-094-00	17 14	6209-730-006-00	16 4	6211-540-008-00	7 3
6209-050-001-00	10 34	6209-740-001-00	10 28	6211-599-004-00	6 14
6209-050-002-00	10 35	6209-740-005-00	6 18		7 2
6209-060-004-00	17 11	6209-740-008-00	6 37		7 4
6209-300-014-00	1 8	6209-749-001-20	6 16	6211-740-007-00	6 43
6209-300-026-00	4 4		10 45	6211-740-008-00	6 39
6209-360-011-00	22 3	6209-800-010-00	21 13	6211-740-009-00	6 40
6209-360-071-10	17 22	6209-800-011-00	10 48	6211-740-010-00	6 49
6209-360-072-20	17 23	6209-920-002-00	10 22	6211-742-014-00	6 38
6209-360-076-10	17 17	6209-920-003-00	17 12	6211-744-001-00	6 47
6209-360-112-00	5 7		26 24	6211-751-001-10	2 5
6209-360-113-00	8 6	6209-940-004-00	12 14	6211-751-002-00	6 33
6209-360-114-00	5 9	6211-110-088-10	1 1	6211-760-046-00	6 30
6209-360-116-10	6 55	6211-141-057-10	1 6	6211-766-033-00	6 31
6209-366-010-00	2 9		26 3	6211-777-021-00	11 2
6209-366-011-00	6 51	6211-170-007-30	2 1	6212-111-095-30	14 1
6209-409-001-00	10 20	6211-173-005-00	2 6	6212-114-095-30	15 1
6209-409-003-00	12 17		26 4	6212-116-095-30	15 3
6209-490-002-10	2 7	6211-173-017-00	2 4	6212-121-029-10	14 2
6209-500-003-00	10 18	6211-179-013-10	6 41	6212-124-029-10	15 2
	10 27	6211-179-018-00	6 42	6212-126-029-10	15 4
	26 13	6211-179-019-00	6 44	6212-211-002-00	14 3
6209-500-006-00	10 10	6211-179-026-00	2 2	6212-230-011-30	14 5
6209-572-003-00	2 8	6211-210-084-00	6 1	6212-235-004-00	14 6
	26 5	6211-258-001-00	6 9	6212-271-009-00	14 7

Numerical Index

6005-097-600-00

Part Code	Fig.Key		Part Code	Fig.Key		Part Code	Fig.Key	
6212-273-009-00	7	5	6213-311-057-00	17	10	6215-311-005-00	27	16
6212-274-009-00	7	6	6213-311-061-00	6	32	6215-315-002-00	20	2
6212-310-011-40	16	1	6213-342-007-00	6	36	6215-315-005-00	20	4
6212-330-075-10	16	5	6213-342-008-00	6	35	6215-315-006-00	20	3
6212-333-002-00	16	6	6213-610-011-10	18	1	6215-315-007-00	20	5
6212-339-009-10	16	10	6213-611-006-00	18	2	6215-330-022-00	27	1
6212-371-035-10	16	11	6213-612-004-00	18	9	6215-332-006-00	27	15
6212-379-001-00	16	12	6213-613-002-10	18	8	6215-339-004-00	27	14
6212-511-005-00	13	1	6213-619-002-00	18	11	6215-342-002-00	27	13
6212-521-008-00	16	3	6213-619-003-00	18	10	6215-343-002-00	27	12
6212-522-004-10	13	2	6213-619-006-00	18	28	6215-345-044-00	27	2
6212-523-021-00	13	6	6213-619-009-00	18	12	6215-345-045-00	27	3
6212-524-012-30	21	10	6213-621-003-00	18	6	6215-345-046-00	27	4
6212-530-017-00	10	47	6213-622-002-10	18	5	6215-345-047-00	27	5
6212-531-008-20	6	8	6213-631-002-00	18	3	6215-345-048-00	27	6
6212-535-007-00	13	4	6213-631-005-00	18	4	6215-345-049-00	27	7
6212-535-009-00	21	14	6213-641-022-10	19	2	6215-345-050-00	27	8
6212-551-019-00	12	1	6213-642-002-00	18	7	6215-345-051-00	27	9
6212-552-008-00	12	2	6213-660-015-00	19	1	6215-345-052-00	27	10
6212-561-003-00	12	3	6213-669-009-00	19	3	6215-345-053-00	27	11
6212-563-001-00	12	4	6213-671-031-00	19	5	6215-359-003-00	27	17
6212-565-001-00	12	5	6213-674-006-20	24	2	6215-359-004-00	27	18
6212-569-002-00	1	4	6213-711-003-20	18	25	6215-359-006-00	28	53
	26	2	6213-716-003-10	18	20	6215-411-136-00	22	2
6212-571-002-30	12	6	6213-719-002-00	18	17	6215-411-137-00	20	6
6212-575-003-00	12	7	6213-721-001-00	8	5	6215-411-138-00	20	7
6212-600-009-20	12	8	6213-721-005-00	6	24	6215-411-139-00	20	8
6212-611-004-10	12	9		6	46	6215-412-004-00	22	1
6212-616-002-00	12	16	6213-721-007-00	6	23	6215-520-007-10	21	16
6212-620-008-20	12	10	6213-729-004-10	18	15	6215-526-004-00	21	18
6212-626-002-10	12	11	6213-729-011-00	18	34	6215-531-019-00	21	24
6212-628-010-10	12	12	6213-729-013-10	18	16	6215-537-002-10	21	33
6212-628-011-10	12	13	6213-743-002-10	18	21	6215-541-001-10	21	19
6213-100-010-00	17	1		26	20	6215-541-016-30	23	2
6213-119-001-00	6	48	6214-111-023-00	3	1	6215-541-024-30	21	25
	17	3	6214-115-003-10	3	2	6215-542-004-20	10	23
6213-129-003-00	17	2		26	6	6215-542-005-10	10	25
6213-129-006-00	6	17	6214-141-048-00	4	1	6215-542-006-00	21	21
6213-140-013-00	17	5	6214-145-004-20	4	2	6215-543-002-10	21	20
6213-149-003-20	17	7		26	7	6215-546-003-10	10	19
6213-160-003-10	10	30	6214-145-009-00	5	2	6215-548-029-00	23	1
6213-161-003-10	10	31		26	23	6215-549-007-10	21	28
6213-164-001-00	10	32	6214-400-009-10	5	1	6215-549-013-00	6	29
6213-240-005-10	17	9	6214-435-026-00	5	6	6215-549-031-10	21	23
6213-311-055-00	17	13	6215-300-037-00	20	1	6215-549-039-00	21	32

Numerical Index

6005-097-600-00

Part Code	Fig.Key	Part Code	Fig.Key	Part Code	Fig.Key
6215-600-078-10	21 1	6215-639-009-00	28 16	6281-229-002-00	30 2
6215-611-015-00	28 1	6215-641-002-00	28 3	6281-229-003-00	30 3
6215-619-023-00	28 50	6215-643-005-00	28 4	6281-229-004-00	30 5
6215-619-024-00	28 52	6215-644-009-00	28 6	6281-229-006-00	30 8
6215-621-018-10	21 9	6215-649-008-00	28 5	6281-229-007-00	30 9
6215-622-003-00	28 11	6215-649-011-00	28 10	6281-229-008-00	30 10
6215-629-017-00	28 12	6215-649-013-00	28 9	6281-229-011-00	30 15
6215-629-035-00	28 13	6215-649-014-00	28 7	6281-229-012-00	30 19
6215-629-036-00	28 25	6219-732-012-00	25 4	6281-229-013-00	30 20
6215-629-037-00	28 26	6219-752-006-00	21 2	6281-229-014-00	30 21
6215-629-038-00	28 27	6219-752-007-00	21 3	6281-229-015-00	30 22
6215-629-039-00	28 28	6219-752-008-00	21 4	6281-229-016-00	30 23
6215-629-040-00	28 29	6219-752-009-00	21 5	6281-229-017-00	30 24
6215-629-041-00	28 30	6219-752-010-00	21 6	6281-229-018-00	30 25
6215-629-042-00	28 31	6221-700-004-00	17 19	6281-229-029-00	30 14
6215-629-043-00	28 32	6221-726-006-00	17 20	6281-229-032-00	30 6
6215-629-044-00	28 33	6221-726-008-00	17 21	6281-229-033-00	30 11
6215-629-045-00	28 34	6281-100-007-20	24 7	6281-229-041-00	29 22
6215-629-046-00	28 35	6281-111-005-00	29 1	6281-271-002-00	30 26
6215-629-047-00	28 36	6281-115-010-00	29 23	6281-410-023-00	25 3
6215-629-048-00	28 37	6281-115-011-00	29 10	6281-910-011-00	25 5
6215-629-049-00	28 38	6281-115-016-00	29 20	6281-971-003-00	25 1
6215-629-050-00	28 39	6281-116-004-00	29 11	6282-450-006-00	25 2
6215-629-051-00	28 40	6281-121-006-00	29 2	6287-810-041-10	26 1
6215-629-052-00	28 41	6281-123-005-00	29 8	6294-453-002-00	6 22
6215-629-053-00	28 42	6281-124-007-10	29 5	6509-605-019-10	6 7
6215-629-054-00	28 43	6281-129-003-00	29 19	6513-770-022-10	18 24
6215-629-055-00	28 44	6281-129-038-00	29 3	6581-117-007-00	29 12
6215-629-056-00	28 45	6281-129-039-00	29 4	6581-129-092-00	29 17
6215-629-058-00	28 46	6281-129-040-00	29 7	6581-129-099-00	29 6
6215-629-059-00	28 47	6281-129-042-00	29 15	6901-066-645-00	16 13
6215-629-060-00	28 17	6281-129-043-00	29 16	6901-910-612-00	13 5
6215-629-061-00	28 18	6281-129-044-00	29 18		21 15
6215-629-062-00	28 19	6281-129-045-10	29 9	6901-910-635-00	8 4
6215-629-063-00	28 20	6281-129-062-00	29 14	6901-911-020-00	11 1
6215-629-064-00	28 21	6281-151-017-10	29 13	6901-931-240-00	24 8
6215-629-065-00	28 22	6281-200-021-00	24 1	6902-050-816-00	10 42
6215-629-066-00	28 23	6281-213-018-00	30 7	6904-110-822-00	6 20
6215-629-067-00	28 24	6281-214-003-00	30 12		10 4
6215-631-008-00	28 2	6281-214-004-00	30 13		10 46
6215-634-003-00	28 14	6281-215-001-00	30 17	6904-110-840-00	6 19
6215-635-004-00	28 8	6281-216-001-00	30 18		18 30
6215-635-005-00	28 49	6281-217-002-00	30 16	6904-110-850-00	10 6
6215-637-004-00	28 48	6281-221-007-00	30 4	6904-110-855-00	10 5
6215-639-008-00	28 15	6281-222-012-00	30 1	6909-110-406-00	10 36

Numerical Index

6005-097-600-00

Part Code	Fig.Key		Part Code	Fig.Key		Part Code	Fig.Key
6909-110-406-00	21	29	V231-360-807-50	18	23		
6909-110-408-00	10	49	V231-360-808-50	6	50		
	10	51		10	8		
6909-110-410-00	24	6	V233-361-007-00	24	5		
6909-111-508-00	29	21	V251-340-802-50	5	5		
6909-902-299-00	6	25	V251-340-806-00	6	21		
6909-950-115-00	14	4	V304-700-008-00	5	3		
J061-116-025-00	17	18	V341-120-008-00	10	21		
J061-210-015-00	8	7	V401-160-006-00	17	15		
	18	18		21	31		
J061-213-018-00	2	11		25	8		
	6	53	V401-160-008-00	10	50		
	8	8		10	52		
J061-216-020-00	6	54	V411-260-006-00	21	30		
	17	24	V411-700-008-00	5	4		
J061-220-024-00	18	19	V523-100-601-80	16	7		
	2	10	V523-101-001-80	9	3		
	6	56		16	2		
	18	35	V600-110-620-30	21	12		
J061-238-046-00	5	8	V600-150-600-20	16	8		
J061-252-063-00	5	10	V682-200-000-60	1	5		
J062-076-082-00	22	4	V704-140-016-00	12	15		
P117-303-003-00	10	24	V705-140-012-00	10	33		
V195-164-008-30	2	3	V710-140-004-00	21	22		
	6	45	V720-101-900-80	21	26		
V201-360-807-50	10	11	V720-102-401-80	8	3		
V211-560-802-50	4	3	V720-103-502-20	17	6		
V220-540-601-60	25	7		26	17		
V220-540-602-00	17	4	V720-103-502-50	6	34		
V230-360-601-20	6	28	V721-103-104-00	18	13		
V230-360-601-60	10	38		26	18		
V231-360-801-60	10	13	V721-113-105-00	18	29		
	17	8		26	19		
V231-360-802-00	18	22	V723-102-005-00	10	44		
	18	32		26	16		
	21	7	V723-102-005-50	18	26		
	24	3		26	21		
V231-360-802-50	3	3					
	18	27					
V231-360-803-00	10	17					
V231-360-804-50	18	31					
V231-360-805-00	10	14					
V231-360-805-50	12	19					
V231-360-806-00	10	15					
V231-360-807-50	10	9					

Numerical Index

6005-097-590-00

Part Code	Fig.Key	Part Code	Fig.Key	Part Code	Fig.Key
1373-121-001-00	24 4	6209-600-004-00	10 26	6211-258-002-00	6 10
1650-650-015-00	10 16	6209-605-003-00	10 2		26 9
3625-540-004-00	10 40	6209-605-004-10	1 3	6211-291-015-20	6 26
3640-586-004-00	22 5	6209-610-001-10	6 4	6211-292-001-20	6 27
3737-172-010-00	6 52	6209-610-003-00	1 2		26 11
3805-355-002-20	8 2		6 6	6211-310-009-60	10 1
3817-401-001-00	10 12	6209-610-004-00	10 3	6211-311-013-20	10 41
	12 20	6209-610-007-00	6 3	6211-312-005-10	10 29
	18 14	6209-610-009-00	6 5		26 14
	18 33	6209-625-002-00	10 7	6211-312-006-10	10 42
	21 8		26 12		26 15
6115-639-008-00	28 51	6209-625-003-20	6 15	6211-319-003-00	10 44
6209-000-002-00	12 18		26 10	6211-341-073-00	9 1
6209-000-005-00	1 7	6209-630-002-10	25 6	6211-342-003-10	9 2
6209-000-006-00	6 2		26 22	6211-361-074-00	8 1
6209-000-041-00	16 9	6209-630-004-10	17 16	6211-510-008-00	6 11
6209-030-043-00	21 17		26 25	6211-511-007-00	6 12
6209-030-048-00	19 4	6209-730-005-00	13 3	6211-511-008-00	6 13
6209-030-091-00	9 4		21 11	6211-530-008-00	7 1
6209-030-094-00	17 14	6209-730-006-00	16 4	6211-540-008-00	7 3
6209-050-001-00	10 34	6209-740-001-00	10 28	6211-599-004-00	6 14
6209-050-002-00	10 35	6209-740-005-00	6 18		7 2
6209-060-004-00	17 11	6209-740-008-00	6 37		7 4
6209-300-014-00	1 8	6209-749-001-20	6 16	6211-740-007-00	6 43
6209-300-026-00	4 4		10 46	6211-740-008-00	6 39
6209-360-011-00	22 3	6209-800-010-00	21 13	6211-740-009-00	6 40
6209-360-071-10	17 22	6209-800-011-00	10 49	6211-740-010-00	6 49
6209-360-072-20	17 23	6209-920-002-00	10 22	6211-742-014-00	6 38
6209-360-076-10	17 17	6209-920-003-00	17 12	6211-744-001-00	6 47
6209-360-112-00	5 7		26 24	6211-751-001-10	2 5
6209-360-113-00	8 6	6209-940-004-00	12 14	6211-751-002-00	6 33
6209-360-114-00	5 9	6211-110-088-10	1 1	6211-760-046-00	6 30
6209-360-116-10	6 55	6211-141-057-10	1 6	6211-766-033-00	6 31
6209-366-010-00	2 9		26 3	6211-777-021-00	11 2
6209-366-011-00	6 51	6211-170-007-30	2 1	6212-111-095-30	14 1
6209-409-001-00	10 20	6211-173-005-00	2 6	6212-114-095-30	15 1
6209-409-003-00	12 17		26 4	6212-116-095-30	15 3
6209-490-002-10	2 7	6211-173-017-00	2 4	6212-121-029-10	14 2
6209-500-003-00	10 18	6211-179-013-10	6 41	6212-124-029-10	15 2
	10 27	6211-179-018-00	6 42	6212-126-029-10	15 4
	26 13	6211-179-019-00	6 44	6212-211-002-00	14 3
6209-500-006-00	10 10	6211-179-026-00	2 2	6212-230-011-30	14 5
6209-572-003-00	2 8	6211-210-084-00	6 1	6212-235-004-00	14 6
	26 5	6211-258-001-00	6 9	6212-271-009-00	14 7
6209-580-002-10	21 27		26 8	6212-273-009-00	7 5

Numerical Index

6005-097-590-00

Part Code	Fig.Key		Part Code	Fig.Key		Part Code	Fig.Key	
6212-274-009-00	7	6	6213-311-061-00	6	32	6215-315-002-00	20	2
6212-310-011-40	16	1	6213-342-007-00	6	36	6215-315-005-00	20	4
6212-330-075-10	16	5	6213-342-008-00	6	35	6215-315-006-00	20	3
6212-333-002-00	16	6	6213-610-011-10	18	1	6215-315-007-00	20	5
6212-339-009-10	16	10	6213-611-006-00	18	2	6215-330-022-00	27	1
6212-371-035-10	16	11	6213-612-004-00	18	9	6215-332-006-00	27	15
6212-379-001-00	16	12	6213-613-002-10	18	8	6215-339-004-00	27	14
6212-511-005-00	13	1	6213-619-002-00	18	11	6215-342-002-00	27	13
6212-521-008-00	16	3	6213-619-003-00	18	10	6215-343-002-00	27	12
6212-522-004-10	13	2	6213-619-006-00	18	28	6215-345-044-00	27	2
6212-523-021-00	13	6	6213-619-009-00	18	12	6215-345-045-00	27	3
6212-524-012-30	21	10	6213-621-003-00	18	6	6215-345-046-00	27	4
6212-530-017-00	10	48	6213-622-002-10	18	5	6215-345-047-00	27	5
6212-531-008-20	6	8	6213-631-002-00	18	3	6215-345-048-00	27	6
6212-535-007-00	13	4	6213-631-005-00	18	4	6215-345-049-00	27	7
6212-535-009-00	21	14	6213-641-022-10	19	2	6215-345-050-00	27	8
6212-551-019-00	12	1	6213-642-002-00	18	7	6215-345-051-00	27	9
6212-552-008-00	12	2	6213-660-015-00	19	1	6215-345-052-00	27	10
6212-561-003-00	12	3	6213-669-009-00	19	3	6215-345-053-00	27	11
6212-563-001-00	12	4	6213-671-031-00	19	5	6215-359-003-00	27	17
6212-565-001-00	12	5	6213-674-006-20	24	2	6215-359-004-00	27	18
6212-569-002-00	1	4	6213-711-003-20	18	25	6215-359-006-00	28	53
	26	2	6213-716-003-10	18	20	6215-411-136-00	22	2
6212-571-002-30	12	6	6213-719-002-00	18	17	6215-411-137-00	20	6
6212-575-003-00	12	7	6213-721-001-00	8	5	6215-411-138-00	20	7
6212-600-009-20	12	8	6213-721-005-00	6	24	6215-411-139-00	20	8
6212-611-004-10	12	9		6	46	6215-412-004-00	22	1
6212-616-002-00	12	16	6213-721-007-00	6	23	6215-520-007-10	21	16
6212-620-008-20	12	10	6213-729-004-10	18	15	6215-526-004-00	21	18
6212-626-002-10	12	11	6213-729-011-00	18	34	6215-531-019-00	21	24
6212-628-010-10	12	12	6213-729-013-10	18	16	6215-537-002-10	21	33
6212-628-011-10	12	13	6213-743-002-10	18	21	6215-541-001-10	21	19
6213-100-010-00	17	1		26	20	6215-541-016-30	23	2
6213-119-001-00	6	48	6214-111-023-00	3	1	6215-541-024-30	21	25
	17	3	6214-115-003-10	3	2	6215-542-004-20	10	23
6213-129-003-00	17	2		26	6	6215-542-005-10	10	25
6213-129-006-00	6	17	6214-141-048-00	4	1	6215-542-006-00	21	21
6213-140-013-00	17	5	6214-145-004-20	4	2	6215-543-002-10	21	20
6213-149-003-20	17	7		26	7	6215-546-003-10	10	19
6213-160-003-10	10	30	6214-145-009-00	5	2	6215-548-029-00	23	1
6213-161-003-10	10	31		26	23	6215-549-007-10	21	28
6213-164-001-00	10	32	6214-400-009-10	5	1	6215-549-013-00	6	29
6213-240-005-10	17	9	6214-435-026-00	5	6	6215-549-031-10	21	23
6213-311-055-00	17	13	6215-300-037-00	20	1	6215-549-039-00	21	32
6213-311-057-00	17	10	6215-311-005-00	27	16	6215-600-078-10	21	1

Numerical Index

6005-097-590-00

Part Code	Fig.Key	Part Code	Fig.Key	Part Code	Fig.Key
6215-611-015-00	28 1	6215-641-002-00	28 3	6281-229-002-00	30 2
6215-619-023-00	28 50	6215-643-005-00	28 4	6281-229-003-00	30 3
6215-619-024-00	28 52	6215-644-009-00	28 6	6281-229-004-00	30 5
6215-621-018-10	21 9	6215-649-008-00	28 5	6281-229-006-00	30 8
6215-622-003-00	28 11	6215-649-011-00	28 10	6281-229-007-00	30 9
6215-629-017-00	28 12	6215-649-013-00	28 9	6281-229-008-00	30 10
6215-629-035-00	28 13	6215-649-014-00	28 7	6281-229-011-00	30 15
6215-629-036-00	28 25	6219-310-003-20	10 37	6281-229-012-00	30 19
6215-629-037-00	28 26	6219-732-012-00	25 4	6281-229-013-00	30 20
6215-629-038-00	28 27	6219-752-006-00	21 2	6281-229-014-00	30 21
6215-629-039-00	28 28	6219-752-007-00	21 3	6281-229-015-00	30 22
6215-629-040-00	28 29	6219-752-008-00	21 4	6281-229-016-00	30 23
6215-629-041-00	28 30	6219-752-009-00	21 5	6281-229-017-00	30 24
6215-629-042-00	28 31	6219-752-010-00	21 6	6281-229-018-00	30 25
6215-629-043-00	28 32	6221-700-004-00	17 19	6281-229-029-00	30 14
6215-629-044-00	28 33	6221-726-006-00	17 20	6281-229-032-00	30 6
6215-629-045-00	28 34	6221-726-008-00	17 21	6281-229-033-00	30 11
6215-629-046-00	28 35	6281-100-007-20	24 7	6281-229-041-00	29 22
6215-629-047-00	28 36	6281-111-005-00	29 1	6281-271-002-00	30 26
6215-629-048-00	28 37	6281-115-010-00	29 23	6281-410-023-00	25 3
6215-629-049-00	28 38	6281-115-011-00	29 10	6281-910-011-00	25 5
6215-629-050-00	28 39	6281-115-016-00	29 20	6281-971-003-00	25 1
6215-629-051-00	28 40	6281-116-004-00	29 11	6282-450-006-00	25 2
6215-629-052-00	28 41	6281-121-006-00	29 2	6287-810-041-10	26 1
6215-629-053-00	28 42	6281-123-005-00	29 8	6294-453-002-00	6 22
6215-629-054-00	28 43	6281-124-007-10	29 5	6509-605-019-10	6 7
6215-629-055-00	28 44	6281-129-003-00	29 19	6513-770-022-10	18 24
6215-629-056-00	28 45	6281-129-038-00	29 3	6581-117-007-00	29 12
6215-629-058-00	28 46	6281-129-039-00	29 4	6581-129-092-00	29 17
6215-629-059-00	28 47	6281-129-040-00	29 7	6581-129-099-00	29 6
6215-629-060-00	28 17	6281-129-042-00	29 15	6901-066-645-00	16 13
6215-629-061-00	28 18	6281-129-043-00	29 16	6901-910-612-00	13 5
6215-629-062-00	28 19	6281-129-044-00	29 18		21 15
6215-629-063-00	28 20	6281-129-045-10	29 9	6901-910-635-00	8 4
6215-629-064-00	28 21	6281-129-062-00	29 14	6901-911-020-00	11 1
6215-629-065-00	28 22	6281-151-017-10	29 13	6901-931-240-00	24 8
6215-629-066-00	28 23	6281-200-021-00	24 1	6902-050-816-00	10 43
6215-629-067-00	28 24	6281-213-018-00	30 7	6904-110-822-00	6 20
6215-631-008-00	28 2	6281-214-003-00	30 12		10 4
6215-634-003-00	28 14	6281-214-004-00	30 13		10 47
6215-635-004-00	28 8	6281-215-001-00	30 17	6904-110-840-00	6 19
6215-635-005-00	28 49	6281-216-001-00	30 18		18 30
6215-637-004-00	28 48	6281-217-002-00	30 16	6904-110-850-00	10 6
6215-639-008-00	28 15	6281-221-007-00	30 4	6904-110-855-00	10 5
6215-639-009-00	28 16	6281-222-012-00	30 1	6909-110-406-00	10 36

Numerical Index

6005-097-590-00

Part Code	Fig.Key		Part Code	Fig.Key		Part Code	Fig.Key
6909-110-406-00	21	29	V231-360-807-50	18	23		
6909-110-408-00	10	50	V231-360-808-50	6	50		
	10	52		10	8		
6909-110-410-00	24	6	V233-361-007-00	24	5		
6909-111-508-00	29	21	V251-340-802-50	5	5		
6909-902-299-00	6	25	V251-340-806-00	6	21		
6909-950-115-00	14	4	V304-700-008-00	5	3		
J061-116-025-00	17	18	V341-120-008-00	10	21		
J061-210-015-00	8	7	V401-160-006-00	17	15		
	18	18		21	31		
J061-213-018-00	2	11		25	8		
	6	53	V401-160-008-00	10	51		
	8	8		10	53		
J061-216-020-00	2	10	V411-260-006-00	21	30		
	6	54	V411-700-008-00	5	4		
J061-220-024-00	17	24	V523-100-601-80	16	7		
	18	19	V523-101-001-80	9	3		
	6	56		16	2		
	18	35	V600-110-620-30	21	12		
J061-238-046-00	5	8	V600-150-600-20	16	8		
J061-252-063-00	5	10	V682-200-000-60	1	5		
J062-076-082-00	22	4	V704-140-016-00	12	15		
P117-303-003-00	10	24	V705-140-012-00	10	33		
V195-164-008-30	2	3	V710-140-004-00	21	22		
	6	45	V720-101-900-80	21	26		
V201-360-807-50	10	11	V720-102-401-80	8	3		
V211-560-802-50	4	3	V720-103-502-20	17	6		
V220-540-601-60	25	7		26	17		
V220-540-602-00	17	4	V720-103-502-50	6	34		
V230-360-601-20	6	28	V721-103-104-00	18	13		
V230-360-601-60	10	39		26	18		
V231-360-801-60	10	13	V721-113-105-00	18	29		
	17	8		26	19		
V231-360-802-00	18	22	V723-102-002-40	10	38		
	18	32	V723-102-005-00	10	45		
V231-360-802-50	21	7		26	16		
	24	3	V723-102-005-50	18	26		
	3	3		26	21		
	18	27					
V231-360-803-00	10	17					
V231-360-804-50	18	31					
V231-360-805-00	10	14					
V231-360-805-50	12	19					
V231-360-806-00	10	15					
V231-360-807-50	10	9					

Numerical Index

6005-097-620-00

Part Code	Fig.Key	Part Code	Fig.Key	Part Code	Fig.Key
1373-121-001-00	24 4	6209-587-006-10	10 38	6211-258-001-00	26 8
1650-650-015-00	10 16	6209-600-004-00	10 28	6211-258-002-00	6 10
3625-540-004-00	10 45	6209-605-003-00	10 2		26 9
3640-586-004-00	22 5	6209-605-004-10	1 3	6211-291-015-20	6 26
3737-172-010-00	6 52	6209-610-001-10	6 4	6211-292-001-20	6 27
3805-355-002-20	8 2	6209-610-003-00	1 2		26 11
3817-401-001-00	10 12		6 6	6211-310-009-60	10 1
	12 20	6209-610-004-00	10 3	6211-311-013-20	10 46
	18 14	6209-610-007-00	6 3	6211-312-005-10	10 31
	18 33	6209-610-009-00	6 5		26 14
	21 8	6209-625-002-00	10 7	6211-312-006-10	10 47
6115-639-008-00	28 51		26 12		26 15
6209-000-002-00	12 18	6209-625-003-20	6 15	6211-319-003-00	10 49
6209-000-005-00	1 7		26 10	6211-341-073-00	9 1
6209-000-006-00	6 2	6209-630-002-10	25 6	6211-342-003-10	9 2
6209-000-041-00	16 9		26 22	6211-361-074-00	8 1
6209-030-043-00	21 17	6209-630-004-10	17 16	6211-510-008-00	6 11
6209-030-048-00	19 4		26 25	6211-511-007-00	6 12
6209-030-091-00	9 4	6209-730-005-00	13 3	6211-511-008-00	6 13
6209-030-094-00	17 14		21 11	6211-530-008-00	7 1
6209-050-002-00	10 40	6209-730-006-00	16 4	6211-540-008-00	7 3
6209-050-003-00	10 36	6209-740-001-00	10 30	6211-599-004-00	6 14
6209-060-004-00	17 11	6209-740-005-00	6 18		7 2
6209-300-014-00	1 8	6209-740-008-00	6 37		7 4
6209-300-026-00	4 4	6209-749-001-20	6 16	6211-740-007-00	6 43
6209-360-011-00	22 3		10 51	6211-740-008-00	6 39
6209-360-071-10	17 22	6209-800-010-00	21 13	6211-740-009-00	6 40
6209-360-072-20	17 23	6209-800-011-00	10 54	6211-740-010-00	6 49
6209-360-076-10	17 17	6209-920-002-00	10 23	6211-742-014-00	6 38
6209-360-112-00	5 7	6209-920-003-00	17 12	6211-744-001-00	6 47
6209-360-113-00	8 6		26 24	6211-751-001-10	2 5
6209-360-114-00	5 9	6209-940-004-00	12 14	6211-751-002-00	6 33
6209-360-116-10	6 55	6211-110-088-10	1 1	6211-760-046-00	6 30
6209-366-010-00	2 9	6211-141-057-10	1 6	6211-766-033-00	6 31
6209-366-011-00	6 51		26 3	6211-777-021-00	11 2
6209-409-003-00	12 17	6211-170-007-30	2 1	6212-111-095-30	14 1
6209-490-002-10	2 7	6211-173-005-00	2 6	6212-114-095-30	15 1
6209-500-003-00	10 18		26 4	6212-116-095-30	15 3
	10 29	6211-173-017-00	2 4	6212-121-029-10	14 2
	26 13	6211-179-013-10	6 41	6212-124-029-10	15 2
6209-500-006-00	10 10	6211-179-018-00	6 42	6212-126-029-10	15 4
6209-572-003-00	2 8	6211-179-019-00	6 44	6212-211-002-00	14 3
	26 5	6211-179-026-00	2 2	6212-230-011-30	14 5
6209-580-002-10	21 27	6211-210-084-00	6 1	6212-235-004-00	14 6
6209-587-006-10	10 21	6211-258-001-00	6 9	6212-251-003-30	26 26

Numerical Index

6005-097-620-00

Part Code	Fig.Key		Part Code	Fig.Key		Part Code	Fig.Key	
6212-271-009-00	14	7	6213-311-055-00	17	13	6215-300-037-00	20	1
6212-273-009-00	7	5	6213-311-057-00	17	10	6215-311-005-00	27	16
6212-274-009-00	7	6	6213-311-061-00	6	32	6215-315-002-00	20	2
6212-310-011-40	16	1	6213-342-007-00	6	36	6215-315-005-00	20	4
6212-330-075-10	16	5	6213-342-008-00	6	35	6215-315-006-00	20	3
6212-333-002-00	16	6	6213-610-011-10	18	1	6215-315-007-00	20	5
6212-339-009-10	16	10	6213-611-006-00	18	2	6215-330-022-00	27	1
6212-371-035-10	16	11	6213-612-004-00	18	9	6215-332-006-00	27	15
6212-379-001-00	16	12	6213-613-002-10	18	8	6215-339-004-00	27	14
6212-511-005-00	13	1	6213-619-002-00	18	11	6215-342-002-00	27	13
6212-521-008-00	16	3	6213-619-003-00	18	10	6215-343-002-00	27	12
6212-522-004-10	13	2	6213-619-006-00	18	28	6215-345-044-00	27	2
6212-523-021-00	13	6	6213-619-009-00	18	12	6215-345-045-00	27	3
6212-524-012-30	21	10	6213-621-003-00	18	6	6215-345-046-00	27	4
6212-530-017-00	10	53	6213-622-002-10	18	5	6215-345-047-00	27	5
6212-531-008-20	6	8	6213-631-002-00	18	3	6215-345-048-00	27	6
6212-535-007-00	13	4	6213-631-005-00	18	4	6215-345-049-00	27	7
6212-535-009-00	21	14	6213-641-022-10	19	2	6215-345-050-00	27	8
6212-551-019-00	12	1	6213-642-002-00	18	7	6215-345-051-00	27	9
6212-552-008-00	12	2	6213-660-015-00	19	1	6215-345-052-00	27	10
6212-561-003-00	12	3	6213-669-009-00	19	3	6215-345-053-00	27	11
6212-563-001-00	12	4	6213-671-031-00	19	5	6215-359-003-00	27	17
6212-565-001-00	12	5	6213-674-006-20	24	2	6215-359-004-00	27	18
6212-569-002-00	1	4	6213-711-003-20	18	25	6215-359-006-00	28	53
	26	2	6213-716-003-10	18	20	6215-411-136-00	22	2
6212-571-002-30	12	6	6213-719-002-00	18	17	6215-411-137-00	20	6
6212-575-003-00	12	7	6213-721-001-00	8	5	6215-411-138-00	20	7
6212-600-009-20	12	8	6213-721-005-00	6	24	6215-411-139-00	20	8
6212-611-004-10	12	9		6	46	6215-412-004-00	22	1
6212-616-002-00	12	16	6213-721-007-00	6	23	6215-520-007-10	21	16
6212-620-008-20	12	10	6213-729-004-10	18	15	6215-526-004-00	21	18
6212-626-002-10	12	11	6213-729-011-00	18	34	6215-531-019-00	21	24
6212-628-010-10	12	12	6213-729-013-10	18	16	6215-537-002-10	21	33
6212-628-011-10	12	13	6213-743-002-10	18	21	6215-541-001-10	21	19
6213-100-010-00	17	1		26	20	6215-541-016-30	23	2
6213-119-001-00	6	48	6214-111-023-00	3	1	6215-541-024-30	21	25
	17	3	6214-115-003-10	3	2	6215-542-004-20	10	25
6213-129-003-00	17	2		26	6	6215-542-005-10	10	27
6213-129-006-00	6	17	6214-141-048-00	4	1	6215-542-006-00	21	21
6213-140-013-00	17	5	6214-145-004-20	4	2	6215-543-002-10	21	20
6213-149-003-20	17	7		26	7	6215-546-006-00	10	19
6213-160-003-10	10	32	6214-145-009-00	5	2	6215-548-029-00	23	1
6213-161-003-10	10	33		26	23	6215-549-007-10	21	28
6213-164-001-00	10	34	6214-400-009-10	5	1	6215-549-013-00	6	29
6213-240-005-10	17	9	6214-435-026-00	5	6	6215-549-031-10	21	23

Numerical Index

6005-097-620-00

Part Code	Fig.Key		Part Code	Fig.Key		Part Code	Fig.Key	
6215-549-039-00	21	32	6215-634-003-00	28	14	6281-214-004-00	30	13
6215-549-057-00	10	20	6215-635-004-00	28	8	6281-215-001-00	30	17
6215-549-058-10	10	22	6215-635-005-00	28	49	6281-216-001-00	30	18
6215-549-059-00	10	37	6215-637-004-00	28	48	6281-217-002-00	30	16
6215-549-067-00	10	39	6215-639-008-00	28	15	6281-221-007-00	30	4
6215-600-078-10	21	1	6215-639-009-00	28	16	6281-222-012-00	30	1
6215-611-015-00	28	1	6215-641-002-00	28	3	6281-229-002-00	30	2
6215-619-023-00	28	50	6215-643-005-00	28	4	6281-229-003-00	30	3
6215-619-024-00	28	52	6215-644-009-00	28	6	6281-229-004-00	30	5
6215-621-018-10	21	9	6215-649-008-00	28	5	6281-229-006-00	30	8
6215-622-003-00	28	11	6215-649-011-00	28	10	6281-229-007-00	30	9
6215-629-017-00	28	12	6215-649-013-00	28	9	6281-229-008-00	30	10
6215-629-035-00	28	13	6215-649-014-00	28	7	6281-229-011-00	30	15
6215-629-036-00	28	25	6219-310-003-20	10	42	6281-229-012-00	30	19
6215-629-037-00	28	26	6219-732-012-00	25	4	6281-229-013-00	30	20
6215-629-038-00	28	27	6219-752-006-00	21	2	6281-229-014-00	30	21
6215-629-039-00	28	28	6219-752-007-00	21	3	6281-229-015-00	30	22
6215-629-040-00	28	29	6219-752-008-00	21	4	6281-229-016-00	30	23
6215-629-041-00	28	30	6219-752-009-00	21	5	6281-229-017-00	30	24
6215-629-042-00	28	31	6219-752-010-00	21	6	6281-229-018-00	30	25
6215-629-043-00	28	32	6221-700-004-00	17	19	6281-229-029-00	30	14
6215-629-044-00	28	33	6221-726-006-00	17	20	6281-229-032-00	30	6
6215-629-045-00	28	34	6221-726-008-00	17	21	6281-229-033-00	30	11
6215-629-046-00	28	35	6281-100-007-20	24	7	6281-229-041-00	29	22
6215-629-047-00	28	36	6281-111-005-00	29	1	6281-271-002-00	30	26
6215-629-048-00	28	37	6281-115-010-00	29	23	6281-410-023-00	25	3
6215-629-049-00	28	38	6281-115-011-00	29	10	6281-910-011-00	25	5
6215-629-050-00	28	39	6281-115-016-00	29	20	6281-971-003-00	25	1
6215-629-051-00	28	40	6281-116-004-00	29	11	6282-450-006-00	25	2
6215-629-052-00	28	41	6281-121-006-00	29	2	6287-810-041-10	26	1
6215-629-053-00	28	42	6281-123-005-00	29	8	6294-453-002-00	6	22
6215-629-054-00	28	43	6281-124-007-10	29	5	6509-605-019-10	6	7
6215-629-055-00	28	44	6281-129-003-00	29	19		10	24
6215-629-056-00	28	45	6281-129-038-00	29	3	6513-770-022-10	18	24
6215-629-058-00	28	46	6281-129-039-00	29	4	6581-117-007-00	29	12
6215-629-059-00	28	47	6281-129-040-00	29	7	6581-129-092-00	29	17
6215-629-060-00	28	17	6281-129-042-00	29	15	6581-129-099-00	29	6
6215-629-061-00	28	18	6281-129-043-00	29	16	6901-066-645-00	16	13
6215-629-062-00	28	19	6281-129-044-00	29	18	6901-910-612-00	13	5
6215-629-063-00	28	20	6281-129-045-10	29	9		21	15
6215-629-064-00	28	21	6281-129-062-00	29	14	6901-910-635-00	8	4
6215-629-065-00	28	22	6281-151-017-10	29	13	6901-911-020-00	11	1
6215-629-066-00	28	23	6281-200-021-00	24	1	6901-931-240-00	24	8
6215-629-067-00	28	24	6281-213-018-00	30	7	6902-050-816-00	10	48
6215-631-008-00	28	2	6281-214-003-00	30	12	6904-110-822-00	6	20

Numerical Index

6005-097-620-00

Part Code	Fig.Key	Part Code	Fig.Key	Part Code	Fig.Key
6904-110-822-00	10 4	V231-360-802-50	18 27		
	10 52	V231-360-803-00	10 17		
	6 19	V231-360-804-50	18 31		
	18 30	V231-360-805-00	10 14		
6904-110-840-00	10 6	V231-360-805-50	12 19		
6904-110-850-00	10 6	V231-360-805-50	12 19		
6904-110-855-00	10 5	V231-360-806-00	10 15		
6909-110-406-00	10 41	V231-360-807-50	10 9		
6909-110-408-00	21 29	V231-360-808-50	18 23		
	10 55		6 50		
	10 57		10 8		
6909-110-410-00	24 6	V233-361-007-00	24 5		
6909-111-508-00	29 21	V251-340-802-50	5 5		
6909-902-299-00	6 25	V251-340-806-00	6 21		
6909-950-115-00	14 4	V304-700-008-00	5 3		
J061-116-025-00	17 18	V401-160-006-00	17 15		
J061-210-015-00	8 7	V401-160-008-00	21 31		
J061-213-018-00	18 18		25 8		
	2 11		10 56		
	6 53	V411-260-006-00	10 58		
J061-216-020-00	8 8		21 30		
	6 54	V411-700-008-00	5 4		
	17 24	V523-100-601-80	16 7		
	18 19	V523-101-001-80	9 3		
J061-220-024-00	2 10	V600-110-620-30	16 2		
J061-238-046-00	6 56		21 12		
	18 35	V600-150-600-20	16 8		
	5 8	V682-200-000-60	1 5		
J061-252-063-00	5 10	V704-140-016-00	12 15		
J062-076-082-00	22 4	V705-140-012-00	10 35		
P117-303-003-00	10 26	V710-140-004-00	21 22		
V195-164-008-30	2 3	V720-101-900-80	21 26		
V201-360-807-50	6 45	V720-102-401-80	8 3		
	10 11	V720-103-502-20	17 6		
V211-560-802-50	4 3	V720-103-502-50	26 17		
V220-540-601-60	25 7		6 34		
V220-540-602-00	17 4	V721-103-104-00	18 13		
V230-360-601-20	6 28	V721-113-105-00	26 18		
V230-360-601-60	10 44		18 29		
V231-360-801-60	10 13		26 19		
V231-360-802-00	17 8	V723-102-002-40	10 43		
	18 22	V723-102-005-00	10 50		
	18 32	V723-102-005-50	26 16		
	21 7		18 26		
V231-360-802-50	24 3		26 21		
	3 3				

Numerical Index

1746-097-100-00

Part Code	Fig.Key	Part Code	Fig.Key	Part Code	Fig.Key
1302-225-003-00	25 4	1415-102-007-00	5 21	1432-616-002-00	81 3
	107 15	1415-102-008-00	5 23		82 3
	108 15	1415-102-009-00	5 24	1432-616-004-00	5 15
	66 21	1416-621-037-00	5 10	1432-621-006-10	89 46
	67 21	1421-312-002-00	32 3		90 48
1305-241-001-00	79 5		33 6	1432-621-011-00	80 5
1305-931-003-00	65 12		34 6	1442-313-202-00	42 2
	66 31	1421-400-054-10	52 2	1443-452-007-00	35 15
	67 31	1421-400-055-00	52 7	1444-102-202-00	5 20
	9 14	1421-403-001-00	52 12	1444-102-204-00	5 25
1342-402-006-00	10 14	1421-403-002-00	52 13	1444-122-002-00	8 8
	11 14	1421-403-003-00	52 4		40 12
	86 34		52 9		41 11
	87 32	1421-507-007-00	54 3		42 11
	88 34	1421-507-014-00	78 6	1444-314-004-10	18 9
1376-402-003-00	92 4	1421-602-005-10	74 2	1444-314-009-10	20 8
	93 2		75 20		107 24
	96 8	1421-603-004-00	1 27		108 24
	1 36		75 10	1444-318-004-00	35 14
	86 8	1421-906-001-00	106 1	1444-318-007-00	35 19
	86 33	1423-616-004-00	1 25	1444-328-272-00	42 4
	87 8		74 4	1444-328-273-00	42 3
	87 31	1424-101-203-00	1 14	1444-410-002-10	48 8
	88 8	1424-101-204-00	1 15	1444-411-012-00	49 5
	88 33	1425-433-018-00	20 4	1444-411-013-00	49 6
	91 46	1425-621-004-00	9 17	1444-514-003-00	66 8
	92 2		10 17		67 8
	92 5		11 17	1444-514-005-10	55 12
	93 3	1426-361-211-00	110 8	1444-514-006-00	55 11
	96 7		110 18	1444-601-015-00	74 23
1401-906-005-00	106 2	1427-120-002-00	51 31		74 27
1402-511-600-00	64 23		51 36		75 4
	65 21	1427-201-016-00	50 10		103 2
1404-117-008-00	6 4		50 18	1445-514-002-00	66 13
1404-301-010-00	35 9	1427-301-004-00	49 10		67 13
1404-312-006-00	38 17	1427-432-016-00	49 7	1445-514-004-00	66 18
	39 17	1427-601-003-00	28 9		67 18
1404-402-001-00	52 3	1429-406-205-00	44 3	1480-122-220-10	40 10
	52 8		45 3		41 9
1404-402-005-00	52 6	1431-361-211-00	109 8	1488-102-001-00	1 18
1404-502-013-00	52 11		109 18	1488-611-003-10	79 4
	62 24	1432-120-004-00	7 6	1510-331-310-00	112 1
	119 24	1432-242-001-00	8 11	1510-331-311-00	111 3
1404-503-006-00	56 24		40 15		111 8
	57 22		41 14		112 3

Numerical Index

1746-097-100-00

Part Code	Fig.Key		Part Code	Fig.Key		Part Code	Fig.Key	
1510-331-311-00	112	8	1544-623-233-00	89	40	1560-434-017-00	51	46
1510-331-312-00	111	4	1544-623-234-00	90	41	1560-501-202-00	53	2
	111	9		89	41	1560-501-203-00	53	3
	112	4		90	42	1560-505-004-00	54	18
	112	9	1544-623-235-00	89	42	1560-507-002-40	54	15
1510-331-320-02	112	2	1550-514-290-00	90	43	1560-507-007-00	56	67
	112	7		64	22	1560-509-004-50	57	63
1510-331-330-00	112	6		65	20		54	20
1510-417-310-00	117	1	1560-104-010-40	1	13	1560-509-005-30	54	24
1510-417-311-00	117	3	1560-116-008-30	6	15	1560-509-211-00	62	13
1510-417-312-00	117	8	1560-130-001-00	6	19	1560-509-340-00	119	13
	117	4		7	8		54	11
	117	9		8	10	1560-511-006-50	54	43
1510-417-320-02	117	2	1560-132-007-30	40	13		54	51
	117	7		41	12	1560-511-012-00	55	33
1510-417-330-00	117	6	1560-206-002-40	42	10	1560-511-015-00	54	33
1518-306-203-00	51	12		62	28	1560-525-001-40	55	25
1518-406-006-00	44	10		119	28		65	2
	45	10		12	9		64	20
1518-432-250-00	51	11		13	9	1560-525-290-10	65	18
1518-621-320-00	89	45	1560-206-003-00	51	21	1560-526-001-40	66	30
1518-621-470-00	90	47	1560-208-023-00	15	32		67	30
	97	26	1560-220-004-10	18	4	1560-527-002-00	66	16
	107	46	1560-223-016-00	22	11		67	16
1518-903-006-00	62	47	1560-265-002-20	29	14	1560-527-220-00	66	20
1518-903-007-00	119	47		25	1	1560-601-014-30	67	20
	62	48		29	9		83	22
	119	48		37	13		84	22
1518-924-001-00	73	15		29	7	1560-630-024-00	85	22
1524-122-001-00	8	3		35	16		40	20
1524-244-005-00	40	18	1560-303-005-50	35	8	1560-630-028-00	41	19
	107	17	1560-303-006-40	37	1		80	14
	108	17	1560-310-210-40	38	20		1	28
1544-103-004-00	2	8	1560-314-291-00	39	20	1560-658-202-00	94	12
1544-104-205-00	3	5		44	2	1560-658-282-40	94	17
1544-120-008-10	4	6	1560-402-210-30	45	2	1560-666-004-00	94	19
	9	15		43	14		86	11
	10	15		44	11		86	12
	11	15	1560-404-002-30	45	11		87	11
1544-623-001-00	53	13		44	7		87	12
	89	38	1560-432-210-00	45	7	1560-666-004-00	88	11
	90	39		49	2		88	12
	89	39		51	40		89	15
1544-623-232-00	90	40	1560-434-007-60	51	40		90	16
	91	43	1560-434-011-40	51	42		90	16
1544-623-232-00	90	40	1560-434-011-40	51	42	1560-434-012-30	91	16
	91	43	1560-434-012-30	51	43		91	16

Numerical Index

1746-097-100-00

Part Code	Fig.Key	Part Code	Fig.Key	Part Code	Fig.Key
1560-666-004-00	92 1	1568-668-203-00	86 37	1614-262-006-00	32 8
	92 3		87 35		33 12
	92 21		88 37		34 16
	93 1	1572-417-001-02	115 1		54 57
	93 17	1574-417-220-03	116 2		55 40
1560-666-212-00	89 6	1575-261-018-00	116 7		63 14
	90 6		12 15		120 12
	91 6		74 14		121 14
1560-695-021-00	62 30	1588-218-003-00	40 24	1614-262-007-00	107 42
	119 30	1593-102-003-20	1 17		108 42
1560-695-022-00	62 31	1593-307-052-10	14 10	1614-306-007-00	38 9
	119 31	1594-218-001-00	18 2		39 9
1561-221-503-00	131 2	1594-272-006-00	18 7	1614-308-004-10	37 4
1561-221-504-00	131 3		107 12	1614-312-001-00	38 14
1561-221-505-00	131 4		108 12	1614-432-001-00	49 4
1561-221-506-00	131 12	1594-314-001-00	42 12	1614-433-002-00	50 6
1561-221-508-00	131 14	1594-609-200-00	78 4	1614-501-003-10	53 20
1561-221-509-00	131 10	1595-320-210-20	109 1	1614-505-004-00	54 52
1564-433-222-10	50 15	1595-320-220-20	109 11		55 35
1564-507-004-10	53 29	1596-105-001-00	2 2	1614-505-007-00	54 58
1564-527-004-00	66 12	1600-505-007-00	6 3	1614-626-001-00	80 11
	67 12		54 50	1614-670-201-00	94 8
1564-527-220-10	66 11	1600-606-002-00	55 32	1614-670-240-00	94 7
	67 11		62 34	1614-670-250-00	94 9
1564-527-300-40	66 10		119 34	1614-670-260-00	94 10
1564-654-213-00	67 10	1600-623-002-00	89 20	1614-670-281-00	94 18
	92 12		90 21	1617-730-005-00	5 11
	92 18	1600-624-004-10	86 36	1620-255-208-00	107 27
	93 8		87 34		108 27
	93 14		88 36	1620-255-220-00	107 26
1566-656-211-00	93 9	1600-624-201-00	98 2	1620-401-001-20	108 26
	93 15	1602-321-004-00	15 5		44 5
1568-116-210-00	6 21	1611-437-220-00	114 2		45 5
1568-132-210-10	40 11	1614-102-006-00	114 7	1620-514-005-00	64 25
	41 10		5 16		65 23
1568-507-001-00	56 63	1614-105-200-00	5 19	1627-122-008-00	42 27
	57 59	1614-120-005-00	9 16	1627-205-223-00	13 19
1568-525-300-10	64 21		10 16		15 12
	65 19		11 16		15 22
1568-650-004-10	86 16	1614-244-002-00	107 21	1632-273-200-00	18 11
1568-650-005-10	87 16	1614-244-005-00	108 21	1636-313-011-10	8 18
	88 16		107 22		41 17
	86 17	1614-261-006-00	108 22	1636-630-008-00	74 7
	87 17		30 15		81 7
	88 17		89 27		82 8

Numerical Index

1746-097-100-00

Part Code	Fig.Key		Part Code	Fig.Key		Part Code	Fig.Key	
1636-901-022-00	105	3	1640-530-629-00	128	19	1650-104-201-00	4	4
1640-320-211-03	109	3		128	19	1650-104-203-00	3	4
	109	13	1640-530-631-00	128	22		4	5
	110	3		128	22	1650-104-210-00	3	2
	110	13	1640-530-632-00	128	23		4	3
1640-320-220-02	109	2		128	23	1650-111-034-00	5	35
	109	12	1640-654-200-00	92	22		5	37
1640-437-210-00	116	1	1640-654-201-00	92	23		5	41
1640-437-211-00	116	3	1640-654-202-00	92	24	1650-116-210-10	6	9
	116	8	1640-658-322-00	94	3	1650-135-002-00	8	14
1640-437-212-00	116	4	1640-658-324-00	94	5		37	11
	116	9	1640-658-325-00	94	6		38	30
1640-437-220-00	116	6	1640-664-320-00	89	32		39	30
1640-520-004-00	72	11		90	33		40	19
	73	11		91	37		41	18
1640-520-005-00	72	9	1640-702-003-00	101	8	1650-201-202-00	9	2
	73	9		102	8		10	2
1640-525-001-00	64	24	1640-702-004-00	101	12		11	2
	65	22		102	12	1650-203-008-00	12	16
1640-530-008-00	63	33	1641-217-032-00	12	22	1650-203-011-20	12	27
	120	26	1641-217-312-00	130	7	1650-203-013-00	12	20
	121	32	1641-320-210-20	110	1		15	28
1640-530-600-10	63	2	1641-320-220-20	110	11	1650-203-213-00	130	2
	120	2	1641-320-240-02	110	2	1650-203-214-00	130	3
	121	2		110	12		131	5
1640-530-610-10	128	1	1641-437-210-00	114	1	1650-203-215-00	130	4
	128	1	1641-437-211-00	114	3	1650-203-216-00	130	5
1640-530-613-00	128	2		114	8	1650-203-217-00	130	6
	128	2	1641-437-212-00	114	4		131	11
1640-530-614-00	128	3		114	9	1650-203-218-00	131	7
	128	3	1641-437-220-00	114	6	1650-203-222-00	130	10
1640-530-615-00	128	4	1643-515-202-10	56	5	1650-214-203-00	13	20
	128	4		57	5		15	13
1640-530-622-00	128	8	1643-515-203-00	56	6		15	23
	128	8		57	6	1650-214-204-00	13	21
1640-530-623-00	128	9	1646-116-051-10	6	2		15	14
	128	9		27	2		15	24
1640-530-624-00	128	10		28	2	1650-253-003-00	21	3
	128	10	1650-102-001-00	1	9		22	5
1640-530-625-00	128	12	1650-102-004-00	1	3		28	8
	128	12						
1640-530-626-00	128	12	1650-102-006-00	1	6	1650-259-010-00	24	3
	128	13	1650-102-007-00	1	7		26	4
	128	13	1650-102-202-10	1	2	1650-263-031-00	28	6
1640-530-628-00	128	18	1650-104-200-00	3	1	1650-263-221-00	27	4
	128	18	1650-104-201-00	3	3	1650-263-222-00	27	7

Numerical Index

1746-097-100-00

Part Code	Fig.Key	Part Code	Fig.Key	Part Code	Fig.Key
1650-263-230-10	27 3	1650-508-002-00	56 38	1650-650-017-00	92 7
1650-263-231-00	27 5		60 9	1650-650-222-00	89 13
1650-263-240-10	27 6		61 9		90 13
1650-266-332-00	31 14	1650-509-003-10	56 75		91 13
1650-301-002-00	35 2		60 35	1650-650-243-00	89 14
1650-304-001-00	35 7		61 35		90 14
1650-304-002-00	35 20	1650-509-006-10	60 11		91 14
1650-304-003-00	35 21		61 11	1650-652-900-00	89 49
1650-304-004-00	35 22	1650-509-280-00	60 31	1650-654-036-00	98 4
1650-304-005-00	35 24		61 31	1650-654-252-00	92 9
1650-304-007-00	35 17	1650-509-290-00	59 11		93 5
1650-304-008-00	35 18		60 18	1650-654-253-00	93 6
1650-306-004-30	36 14		61 18	1650-654-262-00	92 15
1650-306-007-00	36 22	1650-509-310-00	60 16		93 11
1650-306-200-00	36 24		61 16	1650-654-263-00	93 12
1650-308-001-00	37 2		62 5	1652-654-212-00	90 15
1650-308-200-00	37 8		63 18		91 15
1650-310-204-00	38 4		119 5	1654-306-001-00	36 20
	38 8		120 14	1654-431-200-00	48 4
	39 4		121 18	1656-401-202-10	43 10
	39 8	1650-511-250-00	62 3	1656-401-220-00	43 1
1650-312-250-10	40 3		63 16	1656-401-222-00	43 2
	41 3		119 3	1656-407-001-00	46 5
1650-401-002-00	43 7		121 16	1656-407-220-00	46 6
1650-404-220-00	44 9	1650-514-001-10	65 9	1656-509-310-10	56 73
	45 9	1650-514-004-00	64 3		60 54
1650-432-001-00	49 3		65 4		61 54
1650-432-002-00	49 9	1650-601-001-00	74 8	1656-509-460-00	56 71
1650-432-003-00	49 11	1650-601-007-00	74 9	1656-652-290-00	91 47
1650-432-004-00	49 12	1650-602-223-00	89 16	1672-105-211-00	5 27
1650-432-200-00	49 1		90 17	1672-207-003-00	62 26
1650-433-202-00	50 5		91 17		119 26
1650-434-003-00	51 2	1650-625-001-00	80 9	1672-601-002-00	74 21
	51 9	1650-625-002-00	80 6	1673-431-001-10	48 3
1650-434-004-00	51 17	1650-630-011-00	81 4	1673-525-002-20	47 10
1650-434-005-00	51 20		82 4		64 26
1650-434-009-00	51 37	1650-630-017-00	81 5		65 24
1650-434-011-00	51 38		82 5		72 10
1650-434-012-00	51 41	1650-650-015-00	86 19		73 10
1650-434-013-00	51 47		87 19		73 18
1650-434-015-00	51 28		88 19		101 14
	51 33		92 6		102 14
1650-501-006-00	60 12	1650-650-017-00	86 20	1673-565-003-00	54 45
	61 12		87 20		55 16
1650-501-007-00	53 28		88 20	1673-658-214-00	94 4

Numerical Index

1746-097-100-00

Part Code	Fig.Key		Part Code	Fig.Key		Part Code	Fig.Key	
1673-782-016-10	60	14	1675-510-210-00	60	33	1692-209-203-00	131	15
	61	14		60	52	1696-401-003-00	43	12
	47	11		61	52	1696-515-001-00	66	23
	47	9		94	15		67	23
	73	12		98	3	1696-650-243-00	86	7
1674-410-301-00								
1674-410-320-00			1675-670-230-00					
1674-520-002-00			1682-690-380-00					
1674-520-003-00	73	13	1682-902-014-00	104	9		87	7
1674-520-004-00	47	12	1683-902-004-00	104	7		88	7
	73	19	1688-265-001-00	33	11	1696-660-400-00	97	3
1674-520-210-00	73	17		34	15	1696-901-006-00	103	7
1674-619-300-10	82	16		107	43	1700-664-200-10	96	4
1674-619-310-00	82	17		108	43	1703-105-210-00	5	38
1674-652-200-00	86	23	1689-501-281-00	55	3	1703-261-002-00	32	7
	87	23		55	8	1704-291-001-00	29	15
	88	23	1690-102-210-00	1	29	1704-705-003-00	81	11
1674-652-202-00	86	24	1690-102-212-00	1	30		82	12
	87	24	1690-102-213-00	1	31	1705-408-230-00	59	22
	88	24	1690-102-214-00	1	32		60	28
1674-654-004-00	93	22	1690-102-215-00	1	33		61	28
1674-654-200-10	93	25	1690-102-216-00	1	34	1705-902-006-00	105	2
1674-654-211-00	93	26	1690-102-217-00	1	35	1705-902-007-00	105	10
1674-654-212-00	93	27	1690-203-211-00	130	1	1705-902-008-00	105	7
1674-654-270-00	93	18	1690-241-003-00	36	8	1705-904-001-00	105	12
1674-654-271-00	93	19	1690-254-002-00	23	19	1705-904-002-00	105	11
1674-654-272-00	93	20	1690-401-210-00	43	15	1709-301-001-00	16	10
1674-654-400-00	93	21	1690-509-270-00	61	33	1709-680-200-00	91	21
1674-904-001-00	105	1	1690-514-001-00	64	2	1716-105-001-00	5	34
1674-904-002-10	105	6		65	3		5	36
1674-904-004-00	105	8		66	1		5	40
1674-904-005-00	105	14		67	1	1716-112-001-00	86	2
1674-904-007-10	105	13	1690-608-003-00	78	5		87	2
1674-904-008-00	105	4	1690-652-200-00	89	26		88	2
1675-112-002-00	86	3	1690-652-210-00	90	23	1716-127-011-00	15	31
	87	3		91	23	1716-222-013-00	12	21
	88	3	1690-654-350-00	97	12	1716-501-006-00	53	14
1675-116-001-00	6	20	1690-658-370-00	89	22	1716-601-002-00	74	11
1675-135-001-00	8	15		89	24	1716-601-009-00	74	37
1675-407-003-00	46	15		90	25		76	15
	59	18		90	51	1716-601-017-00	76	2
	60	24		91	24		76	7
	61	24		91	27	1716-601-018-00	74	19
1675-407-220-00	60	20		91	28	1716-601-019-00	74	20
	61	20	1690-660-001-00	97	4	1716-601-021-00	74	16
1675-508-003-00	56	31	1691-433-002-00	50	22	1716-680-222-00	97	19
	57	31	1691-433-003-00	50	23	1716-680-330-00	97	18
1675-510-210-00	23	29	1691-436-001-00	52	1	1719-209-202-00	131	9

Numerical Index

1746-097-100-00

Part Code	Fig.Key		Part Code	Fig.Key		Part Code	Fig.Key	
1719-312-001-00	40	5	1729-104-001-00	3	9	1729-218-012-10	17	3
	41	5		4	10	1729-218-013-00	17	4
1719-611-620-00	79	6	1729-104-210-10	3	7	1729-254-013-00	23	13
1719-611-621-00	79	7		4	8	1729-254-014-00	23	16
1719-611-622-00	79	8	1729-111-005-00	5	7	1729-263-200-00	28	5
1719-611-623-00	79	9	1729-111-006-00	5	47	1729-266-035-00	54	37
1719-654-602-00	92	10	1729-111-007-00	5	2	1729-301-001-00	35	3
1719-654-611-00	92	16	1729-111-270-00	5	9	1729-301-002-00	35	4
1723-407-001-20	46	17	1729-111-283-00	5	5	1729-306-002-00	36	2
1723-407-200-10	46	2	1729-111-284-00	5	6	1729-306-003-00	36	9
1723-407-250-00	129	5	1729-111-300-00	5	31	1729-306-004-00	36	21
1723-407-260-00	129	10		5	42	1729-308-003-00	37	3
1723-407-262-00	129	1	1729-116-001-00	6	8	1729-308-200-10	37	12
	129	11	1729-116-250-00	6	23	1729-308-220-00	37	16
1723-407-263-00	129	4	1729-120-200-00	7	7	1729-310-001-00	38	27
	129	14	1729-135-200-10	8	1		39	27
1723-407-300-10	46	1	1729-135-220-00	8	6	1729-310-002-00	38	28
1723-511-200-00	54	41	1729-135-230-00	8	7		39	28
1723-514-320-10	64	11	1729-203-004-00	13	16	1729-310-201-10	38	1
1723-530-010-10	62	46		15	27		39	1
	119	46	1729-203-006-00	13	22	1729-310-202-00	38	2
1723-530-420-00	63	24	1729-203-300-00	12	23		38	6
1723-658-210-00	91	42	1729-203-302-00	130	8		39	2
1723-658-213-00	91	44		131	6		39	6
1723-658-214-00	91	45	1729-203-303-00	130	9	1729-310-203-00	38	3
1723-702-320-10	101	7		131	8		38	7
1723-902-001-00	104	8	1729-209-202-00	131	1		39	3
1723-902-007-00	62	49	1729-209-203-00	131	13		39	7
	119	49	1729-214-023-00	15	15	1729-310-211-10	38	5
1723-902-008-00	62	50		15	25		39	5
	119	50	1729-214-025-00	15	17	1729-310-220-10	38	12
1725-203-210-00	53	5		15	19		39	12
1725-508-542-00	63	25	1729-214-049-00	12	12	1729-310-260-00	38	24
1725-681-200-00	86	38		12	30		39	24
	87	36		13	12	1729-310-270-00	38	25
	88	38		13	28		39	25
1727-666-900-00	98	1		14	7	1729-313-200-10	40	22
1729-102-002-00	1	10		14	15	1729-410-002-00	47	15
1729-102-009-10	1	4		15	29	1729-434-001-00	51	1
1729-102-011-00	1	37		16	4	1729-434-002-00	51	8
1729-102-012-00	1	38	1729-215-007-00	12	26	1729-434-005-00	51	22
1729-102-013-10	1	39		13	25	1729-501-001-00	53	24
1729-102-014-00	1	8		15	7	1729-501-002-00	53	25
1729-102-210-30	1	20	1729-216-006-00	13	24	1729-501-003-00	53	23
1729-103-200-00	2	1		15	9	1729-501-004-00	53	34

Numerical Index

1746-097-100-00

Part Code	Fig.Key		Part Code	Fig.Key		Part Code	Fig.Key	
1729-501-005-00	53	31	1729-650-002-00	88	26	1742-102-210-00	1	1
1729-501-008-10	53	4	1729-650-210-10	86	6	1742-104-210-00	4	1
1729-508-006-00	56	18		87	6	1742-104-211-00	4	2
	57	18		88	6	1742-111-001-00	5	1
1729-508-290-00	56	30	1729-650-260-00	88	35	1742-111-002-00	5	12
1729-509-001-00	56	46	1729-652-212-00	89	4	1742-111-210-10	5	14
	57	30		90	4	1742-111-220-00	5	4
	57	42		91	4	1742-111-240-00	5	44
	60	49	1729-652-272-00	89	2	1742-116-210-00	6	1
	61	49		90	2	1742-116-220-00	6	12
1729-514-220-00	65	10		91	2	1742-116-230-00	6	16
1729-601-001-10	74	22	1729-652-273-00	89	3	1742-120-002-00	7	5
1729-601-002-10	74	25		90	3	1742-120-200-00	7	1
1729-601-003-10	74	26		91	3	1742-120-210-00	7	2
1729-601-004-10	74	6	1729-652-290-00	90	27	1742-201-200-00	9	1
1729-601-200-30	74	1		91	31	1742-201-210-00	11	1
1729-601-220-10	74	15	1729-656-202-00	95	3	1742-203-001-00	12	1
1729-601-240-10	74	38	1729-656-205-00	95	6		13	1
1729-601-260-10	74	44	1729-656-206-00	95	7	1742-203-002-00	12	5
1729-601-280-10	74	42	1729-656-207-00	95	12		13	5
1729-601-300-00	74	29	1729-656-208-00	95	9	1742-203-003-00	12	11
1729-601-310-00	74	33	1729-656-209-00	95	10		13	11
1729-602-002-00	75	2	1729-656-210-00	90	46	1742-203-004-00	12	19
1729-602-003-10	75	3	1729-656-310-00	95	4	1742-203-005-00	12	17
1729-602-004-10	75	18	1729-656-330-00	95	8	1742-203-006-00	12	32
1729-602-005-00	75	8	1729-660-230-00	97	8		13	30
1729-602-210-10	75	14	1729-705-009-00	81	10	1742-203-009-00	13	13
1729-602-220-30	75	16		82	11	1742-203-010-00	13	15
1729-604-001-10	76	5		83	12	1742-203-011-00	13	23
1729-604-002-10	76	10		84	12	1742-203-012-10	12	3
1729-604-003-00	76	3		85	12		13	3
	76	8	1732-401-201-00	43	9	1742-203-013-00	12	29
1729-604-004-10	76	17	1733-431-001-10	48	1		13	27
1729-604-240-00	76	11	1734-310-270-00	38	21	1742-203-014-00	12	24
1729-604-250-00	76	12		39	21	1742-203-200-00	12	13
1729-604-260-10	76	13	1734-312-001-00	40	6	1742-203-230-00	13	17
1729-604-270-10	76	14	1740-208-058-00	12	25	1742-203-232-00	13	18
1729-606-001-00	77	3	1740-313-300-00	42	1		15	11
1729-606-002-00	77	6	1740-313-301-00	42	5		15	21
1729-630-001-20	81	8	1740-680-520-00	97	14	1742-209-001-00	14	1
1729-630-270-10	82	9	1740-680-530-00	86	30	1742-209-002-00	14	6
	81	14		88	30	1742-209-003-00	14	9
	82	15	1740-680-550-00	89	37	1742-209-004-10	14	14
1729-650-002-00	86	26		90	38	1742-209-210-00	14	13
	87	26		91	41	1742-214-001-00	15	4

Numerical Index

1746-097-100-00

Part Code	Fig.Key		Part Code	Fig.Key		Part Code	Fig.Key	
1742-214-003-10	15	16	1742-229-230-10	107	38	1742-269-001-00	33	1
1742-214-004-10	15	18		108	38		34	1
1742-214-005-10	15	26	1742-229-800-00	108	1	1742-269-002-00	33	4
1742-214-006-00	15	30	1742-241-001-30	20	1		34	4
1742-214-008-00	15	35	1742-253-001-00	21	1	1742-269-210-00	33	7
1742-214-009-00	15	36	1742-253-002-00	21	2	1742-301-001-00	35	5
1742-214-010-00	15	37	1742-253-003-00	21	7	1742-301-200-00	35	1
1742-214-017-10	15	8	1742-253-200-00	21	5	1742-306-003-00	36	1
1742-214-018-00	15	34	1742-254-001-00	22	1	1742-308-200-00	37	9
1742-214-200-00	15	1	1742-254-002-00	22	3	1742-310-001-00	39	14
1742-214-210-00	15	10	1742-254-003-00	22	4	1742-310-200-00	38	16
	15	20	1742-254-004-00	22	9		39	16
1742-216-001-00	16	3	1742-254-005-00	22	10	1742-312-200-00	40	1
1742-216-002-00	16	6	1742-254-009-00	22	2		41	1
1742-216-003-00	16	7	1742-256-001-00	24	1	1742-312-230-00	40	8
1742-216-004-00	16	9	1742-256-002-00	24	2		41	7
1742-216-005-00	16	11	1742-256-200-10	24	5	1742-313-001-10	40	23
1742-216-006-00	16	1	1742-256-210-20	24	7	1742-401-001-00	43	6
1742-218-001-00	17	1	1742-257-200-00	25	2	1742-401-002-00	43	11
1742-218-002-10	17	2	1742-257-210-00	25	7	1742-404-210-10	44	1
1742-218-004-00	17	8	1742-259-001-00	26	1	1742-404-310-00	45	1
1742-219-001-00	18	1	1742-259-002-00	26	2	1742-407-200-10	46	14
1742-219-005-00	18	6	1742-259-200-00	26	6	1742-410-001-00	113	1
1742-219-006-10	18	5	1742-259-210-00	26	8	1742-410-220-10	47	5
1742-229-001-00	19	1	1742-263-200-20	27	1	1742-431-200-00	48	5
1742-229-002-00	107	2	1742-263-310-00	28	1	1742-433-001-00	50	1
	108	2	1742-264-001-10	29	1	1742-433-200-00	50	4
1742-229-003-00	107	9	1742-264-002-00	29	4	1742-433-210-00	50	14
	108	9	1742-264-003-00	29	6	1742-434-002-00	51	27
1742-229-004-00	107	11	1742-264-200-00	29	11	1742-434-003-00	51	32
	108	11	1742-264-210-00	29	12	1742-501-200-00	53	1
1742-229-005-00	107	14	1742-266-001-10	30	1	1742-501-210-00	53	16
	108	14		31	1	1742-504-001-00	54	1
1742-229-006-00	107	23	1742-266-002-00	30	3	1742-504-003-00	54	12
	108	23		31	3	1742-504-004-00	54	44
1742-229-007-00	107	18	1742-266-003-00	30	5	1742-504-005-10	54	55
	108	18		31	5	1742-504-007-00	54	23
1742-229-009-00	107	33	1742-266-200-00	30	8	1742-504-008-00	54	36
	108	33		31	8	1742-504-200-00	54	5
1742-229-200-00	107	30	1742-266-210-10	30	10	1742-504-210-00	54	8
	108	30	1742-266-220-10	30	12	1742-504-230-00	54	30
1742-229-210-00	107	36	1742-267-001-00	32	9	1742-504-250-00	54	40
	108	36	1742-267-200-20	32	1	1742-504-260-00	54	49
1742-229-220-00	107	40	1742-267-210-00	32	5	1742-504-270-00	54	32
	108	40		33	9	1742-506-001-00	55	9

Numerical Index

1746-097-100-00

Part Code	Fig.Key		Part Code	Fig.Key		Part Code	Fig.Key	
1742-506-002-00	55	15	1742-509-003-00	61	22	1742-511-370-00	119	12
1742-506-003-00	55	27	1742-509-006-00	60	48	1742-511-600-00	119	1
1742-506-004-10	55	38		61	48	1742-511-610-00	62	39
1742-506-005-00	55	10	1742-509-007-00	60	37	1742-511-620-00	62	40
1742-506-220-10	55	22		61	37	1742-511-630-00	62	41
1742-506-240-00	55	31	1742-509-008-00	60	38	1742-511-640-00	62	42
1742-506-250-00	55	34		61	38	1742-512-001-00	63	30
1742-506-260-30	55	1	1742-509-200-00	60	15		120	23
1742-506-270-00	55	2		61	15		121	29
1742-506-280-10	55	7	1742-509-230-00	60	30	1742-512-002-00	63	11
1742-506-290-00	55	24		61	30		120	10
1742-508-002-00	57	33	1742-509-240-00	60	51		121	11
1742-508-004-00	126	44		61	51	1742-512-003-00	63	12
1742-508-005-00	56	8	1742-509-250-10	59	8		121	12
	57	8	1742-509-260-00	59	14	1742-512-004-00	120	27
1742-508-007-00	56	13	1742-511-001-00	62	35		121	33
	57	13		119	35	1742-512-005-00	121	34
1742-508-008-00	58	1	1742-511-002-00	62	9	1742-512-006-00	63	34
1742-508-009-00	56	48		119	9	1742-512-007-00	63	35
	57	44	1742-511-003-00	62	45	1742-512-200-00	63	7
1742-508-200-10	56	4	1742-511-004-00	63	27		120	7
	57	4		120	20		121	7
1742-508-210-10	56	1		121	26	1742-512-210-00	63	8
	57	1	1742-511-200-00	62	1		121	8
1742-508-220-10	56	10	1742-511-210-00	119	39	1742-512-220-00	63	5
1742-508-230-00	57	10	1742-511-220-00	119	40		120	5
	56	16	1742-511-230-00	119	41		121	5
	57	16	1742-511-240-00	119	42	1742-512-230-00	63	20
1742-508-250-00	56	25	1742-511-250-00	62	37	1742-512-240-00	63	21
	57	25		119	37	1742-512-250-00	63	22
1742-508-270-00	56	45	1742-511-260-00	62	43	1742-512-260-00	63	23
	57	41	1742-511-270-00	62	44	1742-512-280-20	63	1
1742-508-280-00	56	70	1742-511-310-00	62	15	1742-512-300-00	120	16
1742-508-300-00	56	21		119	15		121	20
	57	21	1742-511-320-00	62	16	1742-512-310-00	120	17
1742-508-310-00	56	29		119	16		121	21
	57	29	1742-511-330-00	62	19	1742-512-320-00	121	22
1742-508-320-00	56	64		119	19	1742-512-330-00	121	23
	57	60	1742-511-340-00	62	22	1742-512-340-00	120	1
1742-508-410-00	118	1		119	22	1742-512-350-10	121	1
1742-509-001-00	59	4	1742-511-350-00	62	23	1742-514-001-10	64	27
1742-509-002-00	60	4		119	23		65	25
	61	4	1742-511-360-00	62	27	1742-514-200-10	64	1
1742-509-003-00	59	16		119	27		65	1
	60	22	1742-511-370-00	62	12	1742-514-210-00	64	14

Numerical Index

1746-097-100-00

Part Code	Fig.Key		Part Code	Fig.Key		Part Code	Fig.Key	
1742-514-240-00	65	11	1742-631-002-00	85	3	1742-654-210-10	92	14
1742-514-250-00	64	8	1742-631-003-00	58	11	1742-654-220-00	93	23
1742-515-001-00	66	7	1742-631-004-10	83	11	1742-656-001-00	94	21
	67	7		84	11	1742-656-002-00	94	22
1742-515-200-00	66	6		85	11	1742-656-200-00	94	1
1742-515-230-00	66	29	1742-631-200-10	83	1	1742-656-210-00	94	2
1742-515-240-00	67	6	1742-631-210-00	83	16	1742-662-001-00	96	2
1742-515-250-00	67	29		84	16	1742-662-200-00	96	3
1742-520-001-00	70	5		85	16	1742-702-200-00	99	1
	71	1	1742-631-220-10	83	8	1742-702-210-00	99	2
1742-520-200-00	68	1	1742-631-230-10	84	8	1742-702-220-00	99	5
	70	1		83	9	1742-702-250-00	101	1
1742-520-210-00	68	5		84	9	1742-702-260-00	101	2
1742-521-001-10	72	6	1742-631-240-00	85	9	1742-702-270-00	102	7
1742-521-002-10	73	6		83	14	1742-702-280-00	102	1
1742-521-200-20	72	1	1742-631-250-00	83	5	1742-702-290-00	102	2
1742-521-210-10	73	1		84	5	1742-702-300-00	100	5
1742-601-260-10	74	40		85	5	1742-702-310-00	100	1
1742-601-270-00	74	35	1742-631-260-00	83	6	1742-702-320-00	100	2
1742-606-001-00	77	10		84	6	1742-902-001-10	104	13
1742-606-200-00	77	1	1742-631-270-10	85	6	1742-902-003-10	104	15
1742-606-210-00	77	2		83	20	1742-902-004-10	104	5
1742-608-001-00	78	8		84	20	1742-902-006-00	104	16
1742-608-200-00	78	1	1742-631-280-00	85	20	1742-902-007-00	104	10
1742-608-210-00	78	2		83	18	1742-902-008-00	104	17
1742-611-200-00	79	11	1742-650-220-00	84	18	1742-902-009-00	104	6
1742-611-220-00	79	1		85	18	1742-902-011-00	104	18
1742-611-222-00	79	2		86	1	1742-902-012-00	104	14
1742-611-230-00	79	3		87	1	1743-103-210-00	2	6
1742-611-240-00	79	13		88	1	1743-104-001-00	3	13
1742-625-200-00	80	1	1742-650-270-10	86	35		4	14
1742-625-210-00	80	2		87	33	1743-104-002-10	3	11
1742-630-001-00	81	12	1742-652-006-00	89	35		4	12
	82	13		90	36	1743-111-200-00	5	46
1742-630-003-00	81	6		91	40	1743-652-520-00	97	16
1742-630-004-00	82	6	1742-652-220-00	91	1	1744-120-001-00	7	4
1742-630-005-00	82	19	1742-652-260-00	89	33	1746-201-200-00	10	1
1742-630-006-00	82	7		90	34	1746-214-200-00	15	40
1742-630-200-20	81	1		91	38	1746-216-001-00	16	13
	82	1	1742-652-420-20	91	35	1746-218-001-00	17	7
1742-631-001-00	83	2	1742-654-200-10	92	8	1746-219-001-10	18	12
	84	2	1742-654-201-10	92	11	1746-219-002-00	18	13
	85	2		92	17	1746-219-003-00	18	14
1742-631-002-00	83	3	1742-654-202-00	92	13	1746-229-001-00	97	23
	84	3		92	19		107	44

Numerical Index

1746-097-100-00

Part Code	Fig.Key		Part Code	Fig.Key		Part Code	Fig.Key	
1746-229-200-00	107	1	1746-652-004-00	89	47	2143-744-001-00	6	26
1746-254-001-00	23	1	1746-652-005-00	90	49	2144-519-007-00	28	3
1746-254-002-00	23	2		89	44		63	9
1746-254-003-00	23	3		90	45		120	8
1746-254-004-00	23	4		89	5		121	9
1746-254-006-00	23	31	1746-652-210-00	90	5	2145-586-002-00	34	10
1746-254-200-00	23	17	1746-652-230-00	89	43	2147-537-005-00	92	25
1746-254-210-00	23	18	1746-652-240-00	90	44	2505-111-001-00	97	5
1746-254-220-00	23	5		91	5	3104-171-003-00	126	8
1746-264-001-00	29	16		97	21		126	28
1746-266-200-00	31	10	1746-652-300-00	89	1	3560-203-004-00	40	4
1746-266-210-00	31	12	1746-652-410-20	90	1		41	4
1746-266-231-00	31	13		89	30	3610-440-018-00	74	10
1746-269-001-00	34	13		90	31	3621-211-003-00	37	14
1746-269-210-00	34	9		93	4	3640-111-001-10	30	9
1746-269-220-20	34	7	1746-654-201-10	93	7	3640-432-006-00	31	9
1746-313-001-10	42	9	1746-654-210-10	93	13		107	37
1746-313-002-00	42	24		93	10		108	37
1746-313-200-10	42	7		95	1		42	26
1746-313-210-00	42	16	1746-656-220-00	95	2	3640-586-004-00	5	32
1746-313-240-00	42	19	1746-656-230-00	95	5	3642-496-007-10	89	29
1746-313-260-00	42	22	1746-656-240-00	95	11	3650-201-008-00	90	30
1746-313-270-00	42	25	1746-662-200-00	97	1		91	34
1746-410-200-00	47	1	1746-662-220-00	97	10		89	18
1746-509-210-00	61	56	1746-662-240-00	97	6		90	20
1746-520-003-00	69	1	1746-901-001-10	103	4	3650-270-214-00	91	20
1746-602-001-00	75	6	1746-901-002-10	103	5		94	16
1746-602-002-00	75	1	1746-901-003-00	103	6		97	28
1746-602-003-00	75	7	1746-901-005-00	103	9		107	48
1746-602-230-00	75	11	1746-901-006-00	103	10	3659-203-005-00	55	41
1746-604-200-00	76	1	1746-902-001-10	104	1	3664-540-001-00	63	15
1746-604-210-00	76	6	1746-902-002-10	104	2		120	13
1746-608-200-10	78	9	1746-902-003-00	104	3		121	15
1746-608-210-10	78	10	1746-902-004-00	104	4		42	20
1746-631-200-10	84	1	1746-902-005-00	104	11	3666-223-001-00	86	9
1746-631-240-00	84	14	1746-902-006-00	104	12	3670-703-008-00	87	9
1746-631-300-00	85	14	1747-321-220-00	111	1		88	9
	85	1	1747-321-230-00	111	6		8	2
	85	8	1747-321-240-00	111	2		32	2
1746-650-210-00	86	27		111	7	3670-836-004-00	33	8
1746-650-220-00	87	27	1747-901-003-00	103	8	3676-274-001-00	34	8
	88	27	2130-601-018-00	63	10		91	25
	86	28		120	9		91	29
	87	28		121	10		53	19
	88	28	2130-931-210-00	106	4	3678-332-001-00	2	7

Numerical Index

1746-097-100-00

Part Code	Fig.Key		Part Code	Fig.Key		Part Code	Fig.Key	
3689-902-019-00	103	1	7957-405-003-00	64	19	K167-001-304-00	129	8
3737-211-007-00	37	7	7963-611-003-00	64	9		129	17
3768-171-003-00	86	15		64	12	K167-001-305-00	129	9
	87	15		64	18		129	15
	88	15		65	13	K192-001-002-10	124	2
3800-835-034-00	89	28	8595-901-007-00	105	5	K192-001-003-10	124	6
	90	29	8654-901-002-00	105	9	K192-001-004-10	124	8
	91	33	A101-251-008-00	40	9	K192-001-005-00	124	11
3801-272-302-00	89	34		41	8	K192-001-006-00	124	12
	90	35	J061-112-022-00	59	17	K192-003-000-00	23	9
3805-544-016-00	91	39		60	23	K192-003-001-00	124	1
	62	17		61	23	K200-001-005-00	23	27
	119	17	J061-140-057-00	3	14	K200-014-007-00	128	27
3807-836-400-00	90	28		4	15		128	27
	91	32	J061-165-090-00	3	12	K200-096-202-00	23	24
3814-212-003-00	5	17		4	13		60	46
3817-401-001-00	35	10	J061-230-038-00	1	12		61	46
3819-261-005-00	83	13	J061-236-044-00	1	11	K200-096-203-00	23	25
	84	13		56	14		60	45
	85	13		57	14		61	45
3820-224-001-00	30	14	J061-249-060-00	3	10	K200-096-300-00	23	26
3821-262-202-00	89	9		3	10		60	43
	90	9		4	11		61	43
	91	9		4	11	K200-097-200-00	56	34
3821-262-203-00	89	8	J062-076-082-00	5	43		60	42
3821-262-204-00	90	8	J062-087-093-00	5	33		61	42
	91	8	J062-138-148-00	53	15	K200-100-300-00	60	41
	89	7	J062-147-159-00	1	19		61	41
	90	7	K110-001-106-00	126	4	K200-114-000-00	56	33
	91	7		126	24	K200-114-100-00	56	35
3821-262-206-00	89	12		128	20	K200-115-000-00	60	40
	90	12		128	20		61	40
	91	12	K135-002-009-00	122	7	K200-116-000-00	23	23
3821-262-209-00	89	11		123	7	K211-001-006-20	125	5
	90	11	K135-015-000-00	59	1	K211-001-008-00	125	9
3824-247-202-00	91	11	K135-015-002-00	122	2	K211-003-002-00	125	1
	89	10		123	2	K211-004-006-00	128	7
	90	10	K135-015-100-00	122	1		128	7
	91	10	K135-018-000-00	60	1	K211-004-007-00	128	6
4101-102-038-00	1	24		61	1		128	6
4902-610-423-00	23	28	K135-018-100-00	123	1		128	16
	60	44	K167-001-001-00	129	19		128	16
	61	44	K167-001-300-00	129	6	K211-008-009-00	125	4
6281-420-001-00	89	36	K167-001-303-00	129	7	K211-008-011-00	125	8
	90	37		129	16		127	2

Numerical Index

1746-097-100-00

Part Code	Fig.Key		Part Code	Fig.Key		Part Code	Fig.Key	
K211-008-018-10	125	3	K250-057-000-00	56	40	V195-164-016-40	94	14
K211-012-006-00	128	5		57	34	V200-260-607-00	126	42
	128	5		127	1	V200-360-605-50	23	10
K211-073-000-00	56	47	K256-001-004-10	127	4		56	19
	57	43	K256-001-005-00	127	5		57	19
			K256-001-006-00	127				
K211-073-004-00	125	6	K256-001-007-10	127	10	V200-360-606-00	59	6
K211-073-005-00	125	7	K256-004-000-00	60	8		60	6
K211-074-000-00	62	2		61	8		61	6
	119	2	P103-112-003-20	5	8	V201-260-802-00	56	65
K211-074-002-00	58	8	P112-401-220-00	62	21		57	61
K211-074-100-00	126	49	P112-521-350-00	119	21	V201-260-803-00	1	23
	126	1		59	20		8	4
	126	7		60	26	V201-260-804-00	44	12
K211-074-103-00	126	27		61	26		45	12
K211-074-104-10	126	11	V111-165-001-20	86	29	V201-260-805-50	6	27
K211-074-105-00	126	13	V111-166-002-50	87	29	V201-260-806-50	5	28
	126	33		88	29	V201-261-008-00	58	6
K211-074-106-00	126	10		86	25		120	3
	126	30		87	25	V201-261-010-00	58	5
K211-074-108-00	126	12		88	25	V201-261-012-00	54	34
K211-074-109-00	126	32	V111-166-003-50	56	68	V201-261-015-00	63	3
	126	16		57	64		121	3
	126	36	V112-165-001-20	54	59		62	8
K211-074-110-00	126	9	V120-264-001-20	94	11		119	8
	126	29	V120-265-003-00	98	5	V201-261-017-00	62	7
K211-074-111-00	126	3	V120-266-001-60	6	22	V201-261-203-50	119	7
	126	23	V120-266-002-00	126	17		50	7
K211-074-112-00	126	5		126	37		69	2
	126	25	V120-364-003-00	97	27	V201-261-608-50	73	14
K211-074-113-00	126	15		107	47	V201-361-012-00	107	5
K211-074-115-00	126	35	V120-365-001-60	86	39	V201-361-202-00	108	5
	126	14		87	37		80	7
	126	34		88	39		9	5
K211-074-200-00	126	21	V120-366-001-60	43	8		10	5
K211-074-203-00	126	41		75	9		11	5
K211-074-204-10	126	31	V120-376-001-60	75	13	V201-361-203-50	47	3
K231-004-006-00	56	57		76	4		51	50
	57	53		76	9		20	5
K231-004-007-00	56	59		94	20		50	11
	57	55		95	13		50	19
K231-008-000-10	56	54	V120-376-002-00	81	9	V201-361-207-00	53	11
	57	50		81	13		80	10
K250-008-005-00	127	7		82	10		53	10
K250-016-000-00	56	51		82	14	V201-361-212-00	53	9
	57	47	V195-163-010-40	94	13	V201-361-403-50	55	5

Numerical Index

1746-097-100-00

Part Code	Fig.Key	Part Code	Fig.Key	Part Code	Fig.Key
V201-361-403-50	68 3 70 3	V211-260-805-00	56 50 57 46	V230-360-601-60	92 20 93 16
V201-361-404-00	51 4 51 13	V211-260-805-50	23 33		97 13
V201-361-404-50	47 6	V211-260-806-50	56 49 57 45	V230-360-602-00	5 45
				V230-360-603-00	97 20
V201-361-405-00	113 2	V211-261-003-50	53 22	V230-360-603-50	91 30
V201-361-406-00	46 18 55 4 68 2 70 2	V211-360-801-60	75 17	V231-360-801-20	53 18 54 4 56 3 56 12
V201-361-406-50	63 31 120 24 121 30	V220-540-802-00	128 15 128 15		56 15 56 32
V201-361-407-00	72 4 73 4	V230-360-601-00	34 14 38 11 39 11		56 76 57 3 57 12
V201-361-603-00	36 28	V230-360-601-20	1 5 62 14 96 6 97 7 119 14		57 15 57 32 60 36 60 39 61 36
V201-361-603-50	72 2 73 2				
V201-461-203-00	99 3 99 6				
	100 3 100 6 101 5 102 5	V230-360-601-60	5 39 82 18 86 31 86 32 87 30		61 39 63 13 63 26 63 28 107 28
V203-261-002-00	46 11				
V203-361-003-50	74 30		88 31		108 28
V203-361-603-00	80 3		88 32		120 11
V210-360-601-20	97 17		89 17		120 19
V210-360-601-60	97 9 97 11		89 19 89 21		120 21 121 13
	97 15 97 22 97 24 107 45		89 23 89 25 89 31 90 18 90 19	V231-360-801-60	121 25 121 27 1 16 1 21 12 10
V210-370-601-60	62 36				
	119 36		90 22 90 24 90 26 90 32 90 52		13 10 20 9 21 8 29 5 29 17
V210-560-603-50	56 27 57 27 59 10 60 10				
V210-560-604-50					
V211-260-802-00	61 10 45 8		91 18 91 19		38 22 38 29
V211-260-802-50	23 32		91 22		39 22
V211-260-803-00	60 50 61 50		91 26 91 36		39 29 40 7

Numerical Index

1746-097-100-00

Part Code	Fig.Key	Part Code	Fig.Key	Part Code	Fig.Key
V231-360-801-60	42 6	V231-360-801-60	107 13	V231-361-002-00	5 13
	43 16		107 25		42 21
	44 8		108 13		79 14
	46 16		108 25	V231-361-002-50	2 5
	56 9		120 6		2 10
	57 9	V231-360-802-00	120 25		12 33
	58 12		121 6		13 31
	59 19		121 31		15 2
	60 25		2 9		16 2
	61 25		3 6		35 6
	63 6		3 8		51 49
	63 32		4 7		56 7
	74 32		4 9		57 7
	76 18		5 3		107 4
	77 4		5 18		108 4
	78 3		7 3	V231-361-003-00	30 2
	81 2		12 2		31 2
	82 2		13 2		35 25
	83 4		25 6		36 15
	83 7		30 13		68 6
	83 10		31 15		70 6
	83 15		32 6		71 2
	83 17		33 10		72 7
	83 19		37 17		73 7
	84 4		62 20	V231-361-201-60	62 38
	84 7		74 34		119 38
	84 10		74 36	V231-361-203-50	36 4
	84 15		74 39	V231-361-206-00	36 3
	84 17		74 41	V231-361-206-50	55 13
	84 19		74 45	V231-361-212-00	36 5
	85 4		76 16	V240-461-608-50	109 4
	85 7		82 20		109 14
	85 10		107 41		110 4
	85 15		108 41		110 14
	85 17		119 20	V251-341-003-00	36 7
	85 19	V231-360-802-50	119 44	V251-341-202-50	9 3
	86 10		23 7		10 3
	86 18		29 3		11 3
	87 10	V231-360-803-00	47 13		51 52
	87 18		54 16	V251-341-203-20	47 2
	88 10	V231-360-803-50	97 2	V251-341-205-00	9 7
	88 18		48 9		10 7
	89 48		29 2		11 7
	90 50		19 2	V251-341-206-00	9 8
	93 24		42 8		10 8

Numerical Index

1746-097-100-00

Part Code	Fig.Key		Part Code	Fig.Key		Part Code	Fig.Key	
V251-341-206-00	11	8	V304-260-008-00	88	13	V334-460-018-00	129	21
V251-441-403-50	50	3		101	4	V335-260-010-00	54	54
V300-460-016-00	109	5		102	4		55	37
	109	15		119	25	V350-160-004-00	103	3
	110	5		119	29	V350-160-006-00	74	24
V301-260-006-00	110	15		119	32		74	28
	23	21	V304-260-010-00	56	62		75	5
	86	4		57	58	V360-260-006-00	96	1
	86	21		62	10		97	25
	87	4		68	7	V361-260-006-00	75	12
V302-460-016-00	87	21		77	7	V362-260-008-00	1	22
	88	4		119	10		47	16
	88	21	V304-260-012-00	42	23		48	10
	109	6		50	8		54	56
	109	16	V304-260-016-00	64	15		55	39
V304-260-008-00	110	6		65	15		63	29
	110	16		101	9		74	43
	1	26		102	9		79	10
	6	28	V304-460-008-00	74	3		79	12
	8	5	V304-460-010-00	36	16		120	22
	8	9		72	8		121	28
	40	14		73	8	V363-260-008-00	47	14
	40	21	V304-460-012-00	9	4		75	15
	41	13		10	4		75	21
	41	20		11	4		77	5
	42	13		20	6		119	45
	44	13		50	12	V363-260-010-00	70	7
	45	13		50	20		71	3
	54	17		51	53	V401-160-006-00	23	11
	54	46		55	14		23	20
	55	19		80	13		56	20
	56	22	V304-460-014-00	47	8		56	69
	56	66		51	5		57	20
	57	23		51	14		57	65
	57	62		113	4		59	7
	59	2	V304-460-016-00	64	4		60	7
	60	2		65	5		61	7
	61	2		66	2		86	22
	62	25		67	2		87	22
	62	29	V305-260-012-00	54	38		88	22
	62	32	V327-262-110-00	43	3		126	43
	74	13	V327-262-214-00	129	2	V401-160-008-00	5	29
	80	15		129	12		43	13
	86	13	V328-261-110-00	6	6		54	19
	87	13	V330-700-010-00	2	4		56	23

Numerical Index

1746-097-100-00

Part Code	Fig.Key		Part Code	Fig.Key		Part Code	Fig.Key	
V401-160-008-00	57	24	V401-160-014-00	51	15	V411-260-008-00	32	10
	59	3		55	6		33	2
	60	3		68	4		34	2
	61	3		69	3		38	18
	62	33		70	4		39	18
	86	14		72	5		40	16
	87	14		73	5		41	15
	88	14		101	6		42	14
	119	33		102	6		54	21
	128	14		113	3		54	25
V401-160-010-00	128	14	V401-160-016-00	36	29		54	28
	2	3		64	5		54	47
	36	17		64	16		55	17
	46	12		65	6		55	28
	54	35		65	16		74	12
	58	7		66	3	V411-260-010-00	77	9
	62	11		67	3		107	34
	63	4		72	3		108	34
	74	31		73	3		6	5
	77	8		73	16		6	10
	107	6		80	4		42	28
	108	6		101	10		43	5
	119	11		102	10		54	10
	120	4		109	7		54	53
	121	4		109	17		55	20
V401-160-012-00	9	6	V401-170-008-00	110	7	V411-260-012-00	55	36
	10	6		110	17		68	8
	11	6		122	8		54	39
	20	7		123	8		92	26
	47	4		6	13		64	6
	50	13		6	17		64	17
	50	21		6	24		65	7
	51	51		8	16		65	17
	52	14		34	11		66	4
	53	12		54	13		67	4
	80	8		66	22	V500-161-601-50 V500-162-001-50	101	11
	80	12		67	22		102	11
	99	4		74	17		78	7
	99	7		86	5		6	14
	100	4		87	5		6	18
V401-160-014-00	100	7	V411-260-008-00	88	5	V500-162-002-00	6	25
	46	3		5	30		8	13
	46	19		8	12		8	17
	47	7		30	6		30	7
	51	6		31	6		31	7

Numerical Index

1746-097-100-00

Part Code	Fig.Key	Part Code	Fig.Key	Part Code	Fig.Key
V500-162-002-00	32 11	V523-101-002-40	23 8	V600-110-620-90	36 11
	33 3		35 11		36 25
	34 3		36 6	V600-110-621-00	36 23
	34 12		46 20	V600-110-621-10	35 12
	37 10		51 7	V600-110-621-20	49 15
	38 19		51 16	V600-130-600-30	44 4
	39 19		51 48		45 4
	40 17		107 7	V600-150-600-40	46 10
	41 16		108 7	V600-410-600-40	12 31
	42 15	V560-160-006-00	74 18		13 29
	43 4	V560-160-008-00	62 18	V600-410-600-50	14 12
	54 14		74 5	V600-410-600-60	14 16
	54 22		119 18	V600-410-600-70	12 6
	54 29	V580-140-301-60	54 26		13 6
	55 21	V580-140-302-50	128 24	V600-410-600-80	17 6
V500-162-502-00	55 29	V580-140-402-00	128 24	V600-410-620-40	14 8
	107 35		54 6		17 10
	108 35		54 31	V600-410-620-50	12 14
	6 11	V580-140-501-60	54 42		13 14
	28 4		38 10		14 11
V500-162-502-50 V500-163-002-00	42 29	V580-140-501-80	39 10		15 33
	55 18		66 24		16 5
	6 7		67 24		16 12
	52 5	V580-140-503-20	49 13		17 5
	52 10		66 14	V600-410-620-60	51 45
	54 48	V580-140-602-00	67 14	V600-410-620-70	107 19
	55 30		29 13		108 19
	64 10		23 14		12 4
	64 13	V580-140-602-50	107 31		13 4
	65 14		108 31		14 2
V500-163-002-50	46 4	V580-140-603-20	22 7		18 10
V500-164-003-00	64 7	V580-140-802-80	24 8		51 39
	65 8		25 8	V600-410-620-80	51 18
	66 5		26 9		51 44
	66 9		30 11	V600-410-630-40	12 28
V511-100-805-00	67 5		31 11		13 26
	67 9		107 39		15 6
	40 2		108 39		17 9
	41 2	V580-140-805-00	53 32	V600-410-630-60	15 39
	42 17	V600-110-600-40	66 25		18 3
V523-100-801-80	23 12	V600-110-601-00 V600-110-601-20 V600-110-601-30	67 25		107 20
V523-101-002-40	9 10		51 24		108 20
	10 10		49 16	V600-410-630-70	36 10
	11 10		35 13	V607-110-620-50	107 10
	20 3		51 23		108 10

Numerical Index

1746-097-100-00

Part Code	Fig.Key		Part Code	Fig.Key		Part Code	Fig.Key	
V610-115-110-40	66	15	V705-140-024-00	126	22	V720-102-401-40	107	29
	67	15		128	17		108	29
V670-200-009-00	36	26	V705-140-034-00	128	17	V720-102-401-60	96	5
V671-400-009-00	36	27		29	8	V720-102-401-80	124	3
V682-200-000-60	128	11	V705-140-040-00	9	13	V720-102-402-00	124	5
V682-200-001-00	128	11	V705-140-042-00	10	13	V720-103-502-60	124	4
	21	4		11	13	V720-103-502-80	56	2
	22	6		46	8		56	11
	24	4		66	27		57	2
	25	5		67	27		57	11
V704-140-014-00	26	5	V705-140-045-00	124	10	V720-103-503-40	48	7
	28	7	V705-140-047-00	9	12		50	16
	107	16	V705-140-052-00	10	12	V720-103-504-10	124	7
	108	16		11	12		48	6
	28	10		49	8	V720-103-504-40	5	26
V704-140-016-00	37	15	V706-140-045-00	36	12	V720-111-900-60	122	6
V704-140-017-00	40	25	V706-140-050-00	53	27		123	6
	44	6		49	18		23	6
V704-140-020-00	45	6	V706-140-060-00	51	25		125	12
	41	6		49	17		128	25
V704-140-022-00	46	7	V707-140-062-00	12	34	V720-112-401-00	128	25
	48	2	V707-140-072-00	13	32		15	3
	66	26		14	5		56	42
	67	26		20	2		56	55
	37	5		51	29		57	38
V704-140-025-00	38	15	V707-140-080-00	51	34		57	51
	39	15		107	3		58	4
	16	8		108	3		126	20
	27	8		51	19		126	40
	30	4		51	26		126	45
	31	4	V707-140-085-00	36	13	V720-112-401-10	127	6
	32	4	V707-140-090-00	36	18		23	30
	33	5	V707-140-100-00	35	23		56	72
	34	5	V710-140-008-00	54	9		56	74
	38	26	V710-140-009-00	125	2		59	12
V704-140-030-00	39	26	V710-140-010-00	55	23		59	15
V704-140-035-00	15	38	V720-101-900-90	55	26		59	21
	12	7		101	15		59	23
	13	7		102	15		60	19
	14	3	V720-102-401-00	5	22		60	21
V705-140-021-00	18	8	V720-102-401-40	26	3		60	27
	18	8		21	6		60	29
	56	58		24	6		60	32
	57	54		25	3		60	34
V705-140-024-00	126	2		26	7		60	53

Numerical Index

1746-097-100-00

Part Code	Fig.Key		Part Code	Fig.Key		Part Code	Fig.Key	
V720-112-401-10	60	55	V720-112-401-60	118	2	V744-114-250-70	122	3
	61	19		126	50	V744-114-280-70	123	3
	61	21	V720-112-401-80	56	53	V744-120-400-70	46	9
	61	27		57	49	V744-120-420-80	66	28
	61	29		101	13		67	28
V720-112-401-20	61	32	V720-112-402-00	102	13	V744-120-470-70	17	11
	61	34		56	17	V744-122-350-80	37	6
	61	53		56	26		38	13
	61	55		56	36		39	13
	56	43		56	41	V744-125-400-70	14	4
	56	52		57	17	V744-135-500-80	12	8
	57	39		57	26		13	8
	57	48		57	35	V744-145-600-90	53	26
	58	3		59	5	V761-150-000-00	50	17
	125	11		59	9	V762-150-000-00	66	17
	126	6	V720-112-402-20	60	5	V763-150-000-00	67	17
	126	18		61	5		38	23
	126	26		127	9		39	23
	126	38		56	60		42	18
	126	46		57	56		50	9
V720-112-401-40	128	21	V720-113-502-60	122	5	V767-400-000-00	129	3
	128	21		123	5		129	13
	53	6		53	17	V780-140-000-2T	56	39
	53	21		126	19		60	47
	56	44	V720-113-503-20	126	39		61	47
	57	40	V720-113-503-80	58	2	V780-140-000-4T	127	8
	60	17		126	47		53	8
	61	17	V720-113-504-40	129	18		125	14
	62	4	V720-115-707-50	53	30	V780-140-000-6T	58	10
	62	6	V721-103-104-00	124	9		126	48
	63	17	V721-103-107-50	50	2	V781-160-000-6B	107	8
	63	19	V721-103-111-00	51	3		108	8
	119	4		51	10	V782-160-000-2B	9	9
	119	6	V721-113-105-00	122	4		10	9
	120	15		123	4		11	9
	121	17	V723-101-500-80	127	11	V782-160-000-2T	20	11
	121	19	V723-102-005-30	129	20		9	11
	125	10	V723-111-500-80	60	13		10	11
	125	13		61	13		11	11
	127	3	V723-111-501-60	56	37		56	28
V720-112-401-60	128	28	V723-112-003-50	12	18	V782-160-000-4B	57	28
	128	28	V730-101-401-00	56	56		57	37
	56	61		57	52		59	13
	57	57	V742-112-250-50	23	22		36	19
	58	9	V742-116-240-40	54	2		51	30

Numerical Index

1746-097-100-00

Part Code	Fig.Key	Part Code	Fig.Key	Part Code	Fig.Key
V782-160-000-4B	51 35				
V782-160-000-4T	53 7				
V782-160-000-6T	57 36				
	119 43				
	120 18				
	121 24				
V782-160-000-8B	20 10				
V889-001-242-40	109 9				
	109 19				
V889-001-362-40	110 9				
	110 19				
V920-551-001-20	106 5				
V920-551-401-70	106 6				
V920-551-902-20	106 7				
V920-552-402-70	106 8				
V936-150-015-00	106 3				
V999-200-003-00	109 10				
	109 20				
	110 10				
	110 20				
	111 5				
	111 10				
	112 5				
	112 10				
	114 5				
	114 10				
	116 5				
	116 10				
	117 5				
	117 10				
W201-260-805-00	101 3				
	102 3				
W296-134-007-00	75 19				
W296-203-208-00	83 21				
	83 23				
	84 21				
	84 23				
	85 21				
	85 23				

Alphabetical Index

6005-097-580-00

Description	Fig.Key	Description	Fig.Key	Description	Fig.Key
ADAPTER/295X175 ASSY	22 1	BOLT	29 10	COVER	29 13
ARM/CONTROL	20 28		29 19	COVER, BEARING	29 5
ARM/FLOATING COMP	20 19		29 20	COVER/BLOWBY	2 3
ARM/TENSION	22 2		29 21	COVER/CYLINDER HEAD	2 1
ARMATURE/STARTE ASSY	28 2		29 22	COVER/INJECTIONPUMP	5 25
BALL	1 5		29 24	CRANKSHAFT ASSY	15 1
	28 17	BOLT, SEMS/M10X20	10 1	CUP/SEALING/16	5 3
BEARING	9 48	BOLT, SEMS/M6X12	12 5	CUP/SEALING/20	9 3
	20 13		20 15	CUP/SEALING/28	5 4
	28 3	BOLT, SEMS/M8X25 7T	4 3	CUP/SEALING/36	5 5
	28 4	BOLT/CONNECTINGROD	13 6	CUP/SEALING/50	1 2
BEARING, RB/6002SS	15 8	BOLT/M6	9 34		5 6
BEARING, RB/6203	20 12		9 35	CUTTER, VALVE	11 5
BEARING/BALL	29 6	BOLT/M6X10	20 17	CYLINDERBLOCK ASSY	5 1
	29 11	BOLT/STUD	5 20	CYLINDERHEAD ASSY	1 1
BEARING/CONNECTING R	6 5	BOLT/THROUGH	28 16	DOWEL	5 22
	6 6	BOLT/WS	8 4	EYEBOLT	27 50
	13 7		16 6	FAN/COOLING	18 1
BEARING/CRANK SET	5 11		18 4	FLANGE BOLT	3 3
BEARING/CRANK/LOWER	5 13		28 15		5 27
BEARING/CRANK/UNDER	6 1	BOSS/SPLINE	15 10		9 8
	6 3	BRACKET/ROCKERSHAFT	11 12		9 9
BEARING/CRANK/UPPER	5 12		11 13		9 13
BEARING/THRUST/CRANK	5 14	BRUSH	29 17		9 14
	6 2	BUSH	29 15		9 15
BEARING/WATER PUMP	6 4	BUSHING/DRAIN	28 20		9 17
	17 3	CAMSHAFT	12 1		9 38
BEARING/WATERPUMP	17 4	CAMSHAFT/INJPUMP	20 9		11 19
BELT/V R5 A38.5	18 5	CAP, BLANK/30	9 39		16 11
BODY/OILPUMP	16 2	CAP, OIL FILLER	2 5		17 18
BODY/WATERPUMP	17 2	CAP/OILFILLER	5 31		17 19
BOLT	1 7	CARTRIDGE/OILFILTER	16 12		17 25
	4 4	CLAMP	9 16		17 26
	5 2	CLAMP/STRAINER	16 10		17 30
	7 4	CLAMP/WIRE/10-15	17 22		20 7
	9 11	CLIP/HOSE/7.6-8.2	21 4		23 3
	9 42	CLUTCH/STARTER ASSY	28 5		23 5
	11 18	COLLOR	29 3	FLYWEIGHT ASSY	20 16
	15 9	CONNECTINGROD ASSY	13 5	FLYWHEEL ASSY	15 5
	15 13	CONNECTOR, OIL FILTER	5 24	FRAME	29 12
	23 8	CONNECTOR/FUEL	21 1	FRAME/DRIVEEND ASSY	29 7
	24 7	CONNECTOR/GLOWPLUG	24 4	FRAME/STARTEREND	28 10
	27 10	CONTROLRACK	27 48	GASHET/EXH MANIFOLD	4 2
	27 52	CONTROLSLEEVE	27 49		25 7
	29 9	COVER	28 23	GASKET	2 8

Alphabetical Index

6005-097-580-00

Description	Fig.Key		Description	Fig.Key		Description	Fig.Key	
GASKET	17	8	INJECTIONNOZZLE ASSY	19	1	OILPAN	7	1
	19	5	INJECTIONPUMP ASSY	20	1	OILPUMP ASSY	16	1
	24	6	KEY/07X05X09	12	3	OILSEAL	5	15
	25	5		20	11		25	10
	25	22	KEY/07X05X43	15	4	ORING	27	7
GASKET, NOZZLE	26	17	LEVELGAGE	5	29		27	9
	27	5	LEVER/CONTROL COMP	20	25	PACKING	9	22
	27	51	MANIFOLD/EXHAUST	4	1	PIN	5	18
	27	53	MANIFOLD/INLET ASSY	3	1		5	28
	19	2	NOZZLE	26	16		8	3
GASKET/COVER	5	26	NUT	9	36		9	25
	25	11		11	17		15	2
GASKET/CYLINDERHEAD	1	6		20	29		15	7
	25	3		26	18		27	12
GASKET/GEARCASE	9	29		28	21	PIN, CONTROL	20	21
GASKET/HOUSING	25	14	NUT, CAP/M 8	28	22	PIN, GROOVE	9	28
	17	24		29	2	PIN/ARM	9	23
	25	20		29	23	PIN/IDLEGear	5	8
GASKET/INLETMANIFOLD	3	2		29	25	PIN/PISTON	13	3
	25	6		9	21	PIN/SNAP	9	24
GASKET/PLATE	9	41	NUT/CAP	2	7	PIN/STRAIGHT	5	17
	25	15	NUT/M08	9	12		16	5
GEAR/CAMSHAFT	12	2		11	20	PIN/TUBE	5	16
GEAR/CRANK	15	3		17	13		9	45
GEAR/IDLE ASSY	12	6		17	20	PINION/STARTER	28	8
GEAR/INJECTIONPUMP	20	10	NUT/M10	20	8	PIPE, WATER OUTLET	17	28
GEAR/OILPUMP ASSY	16	3		23	6	PIPE/FUEL	21	2
GEARCASE ASSY	9	1		9	20	PIPE/INJECTION ASSY	19	6
GENERATOR ASSY	23	1		9	49		19	7
GLOWPLUG	24	3		9	51		19	8
GUIDE/LEVELGAGE COMP	5	30	NUT/NOZZLERETAINING	26	15	PIPE/WATER PUMP	17	11
HANGER/F	10	2	O-RING	17	29	PIPE/WATERDRAIN	5	23
HEATSHILD/NOZZLE	19	3		25	21	PISTON	13	1
HOLDER ASSY	29	14		28	19	PISTON/OV	14	1
HOLDER/BRUSH ASSY	29	16	O-RING 1A S50	9	44		14	3
HOLDER/DELIVERYVALVE	27	6	O-RING HS90 G50	25	16	PISTON/VALVE/RELIEF	9	31
HOLDER/NOZZLEASSY	26	1		17	16	PLATE	29	8
HOLDER/STARTER ASSY	28	11		25	19	PLATE/ADJUST	23	2
HOSE/RUBBER	2	9	O-RING/G40	17	12	PLATE/FRONT	9	40
	17	21		25	18	PLATE/REAR	8	1
HOSE/RUBBER/230	21	3	O-RING/P 8	20	26	PLATE/T=2. 60	27	17
	17	14	O-RING/P18	7	3	PLATE/T=2. 65	27	18
	27	1	O-RING/P22	16	9	PLATE/T=2. 70	27	19
	28	9		25	17	PLATE/T=2. 75	27	20
	17	23	O-RING/P25	5	32	PLATE/T=2. 80	27	21

Alphabetical Index

6005-097-580-00

Description	Fig.Key	Description	Fig.Key	Description	Fig.Key
PLATE/T=2. 85	27 22	RING SNAP	13 4	SHIM/0. 58	26 10
PLATE/T=2. 90	27 23	RING, SNAP/ 4 E	20 22	SHIM/0. 80	26 11
PLATE/T=2. 95	27 24	RING, SNAP/12 C	9 33	SHIM/INJECTION P/0. 1	20 3
PLATE/T=3. 00	27 25	RING, SNAP/16 C	11 15	SHIM/INJECTION P/0. 2	20 4
PLATE/T=3. 05	27 26	RING/PISTON/OVSET	14 2	SHIM/INJECTION P/0. 3	20 2
PLATE/T=3. 10	27 27		14 4	SHIM/INJECTION P/0. 4	20 5
PLATE/T=3. 15	27 28	RING/PISTONSET	13 2	SHIM/INJECTION P/0. 5	20 6
PLATE/T=3. 20	27 29	RINGGEAR	15 6	SLEEVEFLANGE	27 8
PLATE/T=3. 25	27 30	RINK/CONTROL	20 20	SNAPRING	27 13
PLATE/T=3. 30	27 31	ROCKERARM	11 9	SOLENOID	24 5
PLATE/T=3. 35	27 32	ROCKERSHAFT ASSY	11 8	SPACER	9 43
PLATE/T=3. 40	27 33	RORA	28 6		26 14
PLATE/T=3. 45	27 34	ROTOR ASSY	29 4	SPACER/FAN/68	18 3
PLATE/T=3. 50	27 35	ROTOR/OUTER	16 4	SPACER/WATERPUMP	17 15
PLATE/T=3. 55	27 36	ROTOR/WATERPUMP	17 6	SPRING	11 14
PLATE/T=3. 60	27 37	RUBBERFLANGE	2 2		29 18
PLATE/T=3. 65	27 38	SCREW	28 14	SPRING, BRUSH	28 12
PLATE/T=3. 70	27 39	SCREW ADJUST	11 16	SPRING, RETURN	20 27
PLATE/T=3. 75	27 40	SCREW/SOCKET	16 7	SPRING/DELIVERYVALVE	27 4
PLATE/T=3. 80	27 41	SCREW/TAPPING	2 4	SPRING/GOVERNOR	20 24
PLATE/T=3. 85	27 42	SCREW/WATER PUMP	17 10	SPRING/IDLE	20 33
PLATE/T=3. 90	27 43	SEAL SET/WATER PUMP	17 5	SPRING/PLUNGER	27 14
PLATE/T=3. 95	27 44	SEAL, BEARING CAP	5 9	SPRING/RELIEF VALVE	9 32
PLATE/T=4. 00	27 45		25 8	SPRING/RETURN	28 18
PLATE/T=4. 05	27 46	SEAL, BEARING CAP/7	5 10	SPRING/SETTING	20 23
PLATE/T=4. 10	27 47		25 9	SPRING/STARTING	20 32
PLATE/THRUST	12 4	SEAL, OIL	1 4	SPRING/VALVE	11 3
PLATE/THRUST/INJPUMP	20 14		9 7	SPRINGNOZZLE	26 12
PLATE/WATER PUMP	17 9		25 2	SPRINGSEAT	26 13
PLUG	5 7		25 12		27 15
	11 11	SEAL/CYL HEAD/UNDER	2 6		27 16
PLUG/M14X1. 5	7 2		25 4	STARTER ASSY	23 7
PLUG/PT1/2	1 3	SEAL/WATER PUMPPULLE	17 7	STOPPER/FULLLOAD	9 19
PLUG/PT1/4	9 2	SEAT, VALVE SPRING	11 4	STRAINER	16 8
PLUG/SCREW	9 26	SENSOR/REVOLUTION/R	9 37	STUD	1 8
PLUNGER ASSY	27 2	SHAFT/HYDRAULIC ASSY	9 47		4 5
POINTER	8 2	SHAFT/ROCKERARM ASSY	11 10		5 21
PULLEY	29 1	SHIM/0. 10	26 2		9 4
PULLEY/CRANK	15 11	SHIM/0. 20	26 3		9 5
PULLEY/WATERPUMP	18 2	SHIM/0. 30	26 4		9 6
PUSHROD	11 7	SHIM/0. 40	26 5		9 46
REGULATOR ASSY	29 26	SHIM/0. 50	26 6	STUD/M8X40	5 19
REPAIR/ENGINESET	25 1	SHIM/0. 52	26 7		17 17
RESISTANCE/1. 0	21 5	SHIM/0. 54	26 8	SWITCH/MAGNETIC ASSY	28 13
RETAINER	28 7	SHIM/0. 56	26 9	SWITCH/OILPRESSURE	24 1

[illegible]

Alphabetical Index

6005-097-570-00

Description	Fig.Key	Description	Fig.Key	Description	Fig.Key
ADAPTER/260X135 ASSY	22 1	BOLT	29 10	COVER	29 13
ARM/CONTROL	20 28		29 19	COVER, BEARING	29 5
ARM/FLOATING COMP	20 19		29 20	COVER/BLOWBY	2 3
ARM/TENSION	22 2		29 21	COVER/CYLINDER HEAD	2 1
ARMATURE/STARTE ASSY	28 2		29 22	COVER/INJECTIONPUMP	5 25
BALL	1 5		29 24	CRANKSHAFT ASSY	15 1
	28 17	BOLT, SEMS/M10X20	10 1	CUP/SEALING/16	5 3
BEARING	9 49	BOLT, SEMS/M6X12	12 5	CUP/SEALING/20	9 3
	20 13		20 15	CUP/SEALING/28	5 4
	28 3	BOLT, SEMS/M8X25 7T	4 3	CUP/SEALING/36	5 5
	28 4	BOLT/CONNECTINGROD	13 6	CUP/SEALING/50	1 2
BEARING, RB/6002SS	15 8	BOLT/M6	9 34		5 6
BEARING, RB/6203	20 12		9 35	CUTTER, VALVE	11 5
BEARING/BALL	29 6	BOLT/M6X10	20 17	CYLINDERBLOCK ASSY	5 1
	29 11	BOLT/STUD	5 20	CYLINDERHEAD ASSY	1 1
BEARING/CONNECTING R	6 5	BOLT/THROUGH	28 16	DOWEL	5 22
	6 6	BOLT/WS	8 4	DRIVE/TACHOMETE ASSY	9 37
	13 7		16 6	EYEBOLT	27 50
BEARING/CRANK SET	5 11		18 4	FAN/COOLING	18 1
BEARING/CRANK/LOWER	5 13		28 15	FLANGE BOLT	3 3
BEARING/CRANK/UNDER	6 1	BOSS/SPLINE	15 10		5 27
	6 3	BRACKET/ROCKERSHAFT	11 12		9 8
BEARING/CRANK/UPPER	5 12		11 13		9 9
BEARING/THRUST/CRANK	5 14	BRUSH	29 17		9 13
	6 2	BUSH	29 15		9 14
BEARING/WATER PUMP	6 4	BUSHING/DRAIN	28 20		9 15
	17 3	CAMSHAFT	12 1		9 17
BEARING/WATERPUMP	17 4	CAMSHAFT/INJPUMP	20 9		9 39
BELT/V R5 A38.5	18 5	CAP, BLANK/30	9 40		11 19
BODY/OILPUMP	16 2	CAP, OIL FILLER	2 5		16 11
BODY/WATERPUMP	17 2	CAP/OILFILLER	5 31		17 18
BOLT	1 7	CARTRIDGE/OILFILTER	16 12		17 19
	4 4	CLAMP	9 16		17 25
	5 2	CLAMP/STRAINER	16 10		17 26
	7 4	CLAMP/WIRE/10-15	17 22		17 30
	9 11	CLIP/HOSE/7.6-8.2	21 4		20 7
	9 43	CLUTCH/STARTER ASSY	28 5		23 3
	11 18	COLLOR	29 3		23 5
	15 9	CONNECTINGROD ASSY	13 5	FLYWEIGHT ASSY	20 16
	15 13	CONNECTOR, OIL FILTER	5 24	FLYWHEEL ASSY	15 5
	23 8	CONNECTOR/FUEL	21 1	FRAME	29 12
	24 7	CONNECTOR/GLOWPLUG	24 4	FRAME/DRIVEEND ASSY	29 7
	27 10	CONTROLRACK	27 48	FRAME/STARTEREND	28 10
	27 52	CONTROLSLEEVE	27 49	GASHET/EXH MANIFOLD	4 2
	29 9	COVER	28 23		25 7

Alphabetical Index

6005-097-570-00

Description	Fig.Key		Description	Fig.Key		Description	Fig.Key	
GASKET	2	8	HOUSING/THERMOSTAT	17	23	O-RING/P25	5	32
	17	8	INJECTIONNOZZLE ASSY	19	1	OILPAN	7	1
	19	5	INJECTIONPUMP ASSY	20	1	OILPUMP ASSY	16	1
	24	6	KEY/07X05X09	12	3	OILSEAL	5	15
	25	5		20	11		25	10
	25	22	KEY/07X05X43	15	4	ORING	27	7
	26	17	LEVELGAGE	5	29		27	9
	27	5	LEVER/CONTROL COMP	20	25	PACKING	9	22
	27	51	MANIFOLD/EXHAUST	4	1	PIN	5	18
	27	53	MANIFOLD/INLET ASSY	3	1		5	28
GASKET, NOZZLE	19	2	NOZZLE	26	16		8	3
GASKET/COVER	5	26	NUT	9	36		9	25
	25	11		11	17		15	2
GASKET/CYLINDERHEAD	1	6		20	29		15	7
	25	3		26	18		27	12
GASKET/GEARCASE	9	29		28	21	PIN, CONTROL	20	21
	25	14		28	22	PIN, GROOVE	9	28
GASKET/HOUSING	17	24		29	2	PIN/ARM	9	23
	25	20		29	23	PIN/IDLEGEAR	5	8
GASKET/INLETMANIFOLD	3	2		29	25	PIN/PISTON	13	3
GASKET/PLATE	25	6	NUT, CAP/M 8	9	21	PIN/SNAP	9	24
	9	42	NUT/CAP	2	7	PIN/STRAIGHT	5	17
	25	15	NUT/M08	9	12		16	5
GEAR/CAMSHAFT	12	2		11	20	PIN/TUBE	5	16
GEAR/CRANK	15	3		17	13		9	46
GEAR/IDLE ASSY	12	6		17	20	PINION/STARTER	28	8
GEAR/INJECTIONPUMP	20	10		20	8	PIPE, WATER OUTLET	17	28
GEAR/OILPUMP ASSY	16	3	NUT/M10	23	6	PIPE/FUEL	21	2
GEARCASE ASSY	9	1	NUT/M8	9	20	PIPE/INJECTION ASSY	19	6
GENERATOR ASSY	23	1		9	50		19	7
GLOWPLUG	24	3		9	52		19	8
GUIDE/LEVELGAGE COMP	5	30	NUT/NOZZLERETAINING	26	15	PIPE/WATER PUMP	17	11
HANGER/F	10	2	O-RING	17	29	PIPE/WATERDRAIN	5	23
HEATSHILD/NOZZLE	19	3		25	21	PISTON	13	1
HOLDER ASSY	29	14		28	19	PISTON/OV	14	1
HOLDER/BRUSH ASSY	29	16	O-RING 1A S50	9	45		14	3
HOLDER/DELIVERYVALVE	27	6		25	16	PISTON/VALVE/RELIEF	9	31
HOLDER/NOZZLEASSY	26	1	O-RING HS90 G50	17	16	PLATE	29	8
HOLDER/STARTER ASSY	28	11		25	19	PLATE/ADJUST	23	2
HOSE/RUBBER	2	9	O-RING/G40	17	12	PLATE/FRONT	9	41
HOSE/RUBBER/230	17	21		25	18	PLATE/REAR	8	1
	21	3	O-RING/P 8	20	26	PLATE/T=2. 60	27	17
	17	14	O-RING/P18	7	3	PLATE/T=2. 65	27	18
	27	1	O-RING/P22	16	9	PLATE/T=2. 70	27	19
HOUSING/PUMP	27	1		25	17	PLATE/T=2. 75	27	20
HOUSING/STARTER ASSY	28	9						

Alphabetical Index

6005-097-570-00

Description	Fig.Key	Description	Fig.Key	Description	Fig.Key
PLATE/T=2. 80	27 21	RETAINER	28 7	SHIM/0. 56	26 9
PLATE/T=2. 85	27 22	RING SNAP	13 4	SHIM/0. 58	26 10
PLATE/T=2. 90	27 23	RING, SNAP/ 4 E	20 22	SHIM/0. 80	26 11
PLATE/T=2. 95	27 24	RING, SNAP/12 C	9 33	SHIM/INJECTION P/0. 1	20 3
PLATE/T=3. 00	27 25	RING, SNAP/16 C	11 15	SHIM/INJECTION P/0. 2	20 4
PLATE/T=3. 05	27 26	RING/O	9 38	SHIM/INJECTION P/0. 3	20 2
PLATE/T=3. 10	27 27	RING/PISTON/OVSET	14 2	SHIM/INJECTION P/0. 4	20 5
PLATE/T=3. 15	27 28		14 4	SHIM/INJECTION P/0. 5	20 6
PLATE/T=3. 20	27 29	RING/PISTONSET	13 2	SLEEVEFLANGE	27 8
PLATE/T=3. 25	27 30	RINGGEAR	15 6	SNAPRING	27 13
PLATE/T=3. 30	27 31	RINK/CONTROL	20 20	SOLENOID	24 5
PLATE/T=3. 35	27 32	ROCKERARM	11 9	SPACER	9 44
PLATE/T=3. 40	27 33	ROCKERSHAFT ASSY	11 8		26 14
PLATE/T=3. 45	27 34	RORA	28 6	SPACER/FAN/68	18 3
PLATE/T=3. 50	27 35	ROTOR ASSY	29 4	SPACER/WATERPUMP	17 15
PLATE/T=3. 55	27 36	ROTOR/OUTER	16 4	SPRING	11 14
PLATE/T=3. 60	27 37	ROTOR/WATERPUMP	17 6		29 18
PLATE/T=3. 65	27 38	RUBBERFLANGE	2 2	SPRING, BRUSH	28 12
PLATE/T=3. 70	27 39	SCREW	28 14	SPRING, RETURN	20 27
PLATE/T=3. 75	27 40	SCREW ADJUST	11 16	SPRING/DELIVERYVALVE	27 4
PLATE/T=3. 80	27 41	SCREW/SOCKET	16 7	SPRING/GOVERNOR	20 24
PLATE/T=3. 85	27 42	SCREW/TAPPING	2 4	SPRING/IDLE	20 33
PLATE/T=3. 90	27 43	SCREW/WATER PUMP	17 10	SPRING/PLUNGER	27 14
PLATE/T=3. 95	27 44	SEAL SET/WATER PUMP	17 5	SPRING/RELIEF VALVE	9 32
PLATE/T=4. 00	27 45	SEAL, BEARING CAP	5 9	SPRING/RETURN	28 18
PLATE/T=4. 05	27 46		25 8	SPRING/SETTING	20 23
PLATE/T=4. 10	27 47	SEAL, BEARING CAP/7	5 10	SPRING/STARTING	20 32
PLATE/THRUST	12 4		25 9	SPRING/VALVE	11 3
PLATE/THRUST/INJPUMP	20 14	SEAL, OIL	1 4	SPRINGNOZZLE	26 12
PLATE/WATER PUMP	17 9		9 7	SPRINGSEAT	26 13
PLUG	5 7		25 2		27 15
	11 11		25 12		27 16
PLUG/M14X1. 5	7 2	SEAL/CYL HEAD/UNDER	2 6	STARTER ASSY	23 7
PLUG/PT1/2	1 3		25 4	STOPPER/FULLLOAD	9 19
PLUG/PT1/4	9 2	SEAL/WATER PUMPPULLE	17 7	STRAINER	16 8
PLUG/SCREW	9 26	SEAT, VALVE SPRING	11 4	STUD	1 8
PLUNGER ASSY	27 2	SHAFT/HYDRAULIC ASSY	9 48		4 5
POINTER	8 2	SHAFT/ROCKERARM ASSY	11 10		5 21
PULLEY	29 1	SHIM/0. 10	26 2		9 4
PULLEY/CRANK	15 11	SHIM/0. 20	26 3		9 5
PULLEY/WATERPUMP	18 2	SHIM/0. 30	26 4		9 6
PUSHROD	11 7	SHIM/0. 40	26 5		9 47
REGULATOR ASSY	29 26	SHIM/0. 50	26 6	STUD/M8X40	5 19
REPAIR/ENGINESET	25 1	SHIM/0. 52	26 7		17 17
RESISTANCE/1. 0	21 5	SHIM/0. 54	26 8	SWITCH/MAGNETIC ASSY	28 13

[illegible]

Alphabetical Index

6005-097-610-00

Description	Fig.Key	Description	Fig.Key	Description	Fig.Key
ADAPTER/260X135 ASSY	22 1	BOLT	29 10	CONTROLRACK	27 48
ARM/CONTROL	20 28		29 19	CONTROLSLEEVE	27 49
ARM/FLOATING COMP	20 19		29 20	COVER	28 23
ARM/TENSION	22 2		29 21		29 13
ARMATURE/STARTE ASSY	28 2		29 22	COVER, BEARING	29 5
BALL	1 5		29 24	COVER/BLOWBY	2 3
	28 17	BOLT, SEMS/M10X20	10 1	COVER/CYLINDER HEAD	2 1
BEARING	9 54	BOLT, SEMS/M6X12	12 5	COVER/INJECTIONPUMP	5 25
	20 13		20 15	CRANKSHAFT ASSY	15 1
	28 3	BOLT, SEMS/M8X25 7T	4 3	CUP/SEALING/16	5 3
BEARING, RB/6002SS	28 4	BOLT/CONNECTINGROD	13 6	CUP/SEALING/20	9 3
BEARING, RB/6203	15 8	BOLT/HI-IDLESTOPPER	9 36	CUP/SEALING/28	5 4
BEARING/BALL	20 12	BOLT/M6	9 40	CUP/SEALING/36	5 5
	29 6	BOLT/M6X10	20 17	CUP/SEALING/50	1 2
	29 11	BOLT/STUD	5 20		5 6
BEARING/CONNECTING R	6 5	BOLT/THROUGH	28 16	CUTTER, VALVE	11 5
	6 6	BOLT/WS	8 4	CYLINDERBLOCK ASSY	5 1
	13 7		16 6	CYLINDERHEAD ASSY	1 1
BEARING/CRANK SET	5 11		18 4	DOWEL	5 22
BEARING/CRANK/LOWER	5 13		28 15	DRIVE/TACHOMETE ASSY	9 42
BEARING/CRANK/UNDER	6 1	BOSS/SPLINE	15 10	EYEBOLT	27 50
	6 3	BRACKET/ROCKERSHAFT	11 12	FAN/COOLING	18 1
BEARING/CRANK/UPPER	5 12		11 13	FLANGEBOLT	3 3
BEARING/THRUST/CRANK	5 14	BRUSH	29 17		5 27
	6 2	BUSH	29 15		9 8
BEARING/WATER PUMP	6 4	BUSH/CONNECTINGROD	25 23		9 9
BEARING/WATERPUMP	17 3	BUSHING/DRAIN	28 20		9 13
BELT/V R5 A38.5	17 4	CAMSHAFT	12 1		9 14
BODY/OILPUMP	18 5	CAMSHAFT/INJPUMP	20 9		9 15
	16 2	CAP, BLANK/30	9 45		9 17
BODY/WATERPUMP	17 2	CAP, OIL FILLER	2 5		9 44
BOLT	1 7	CAP/HI-IDLESTOPPER	9 39		11 19
	4 4	CAP/MAXPOWERSTOPPER	9 22		16 11
	5 2	CAP/OILFILLER	5 31		17 18
	7 4	CARTRIDGE/OILFILTER	16 12		17 19
	9 11	CLAMP	9 16		17 25
	9 48	CLAMP/STRAINER	16 10		17 26
	11 18	CLAMP/WIRE/10-15	17 22		17 30
	15 9	CLIP/HOSE/7.6-8.2	21 4		20 7
	15 13	CLUTCH/STARTER ASSY	28 5		23 3
	23 8	COLLOR	29 3		23 5
	24 7	CONNECTINGROD ASSY	13 5	FLYWEIGHT ASSY	20 16
	27 10	CONNECTOR, OIL FILTER	5 24	FLYWHEEL ASSY	15 5
	27 52	CONNECTOR/FUEL	21 1	FRAME	29 12
	29 9	CONNECTOR/GLOWPLUG	24 4	FRAME/DRIVEEND ASSY	29 7

Alphabetical Index

6005-097-610-00

Description	Fig.Key		Description	Fig.Key		Description	Fig.Key	
FRAME/STARTEREND	28	10	HOSE/RUBBER/230	17	14	O-RING/P18	7	3
GASHET/EXH MANIFOLD	4	2	HOUSING/PUMP	27	1	O-RING/P22	16	9
	25	7	HOUSING/STARTER ASSY	28	9		25	17
GASKET	2	8	HOUSING/THERMOSTAT	17	23	O-RING/P25	5	32
	17	8	INJECTIONNOZZLE ASSY	19	1	OILPAN	7	1
	19	5	INJECTIONPUMP ASSY	20	1	OILPUMP ASSY	16	1
	24	6	KEY/07X05X09	12	3	OILSEAL	5	15
	25	5		20	11		25	10
	25	22	KEY/07X05X43	15	4	ORING	27	7
	26	17	LEVELGAGE	5	29		27	9
	27	5	LEVER/CONTROL COMP	20	25	PACKING	9	23
	27	51	MANIFOLD/EXHAUST	4	1	PIN	5	18
	27	53	MANIFOLD/INLET ASSY	3	1		5	28
GASKET, NOZZLE	19	2	NOZZLE	26	16		8	3
GASKET/COVER	5	26	NUT	9	41		9	27
	25	11		11	17		15	2
GASKET/CYLINDERHEAD	1	6		20	29		15	7
	25	3		26	18		27	12
GASKET/GEARCASE	9	31		28	21	PIN, CONTROL	20	21
	25	14		28	22	PIN, GROOVE	9	30
GASKET/HOUSING	17	24		29	2	PIN/ARM	9	25
	25	20		29	23	PIN/IDLEGEAR	5	8
GASKET/INLETMANIFOLD	3	2		29	25	PIN/PISTON	13	3
	25	6	NUT/CAP	2	7	PIN/SNAP	9	26
GASKET/PLATE	9	47	NUT/HI-IDLESTOPPER	9	37	PIN/STRAIGHT	5	17
	25	15	NUT/M08	9	12		16	5
GEAR/CAMSHAFT	12	2		11	20	PIN/TUBE	5	16
GEAR/CRANK	15	3		17	13		9	51
GEAR/IDLE ASSY	12	6		17	20	PINION/STARTER	28	8
GEAR/INJECTIONPUMP	20	10		20	8	PIPE, WATER OUTLET	17	28
GEAR/OILPUMP ASSY	16	3	NUT/M10	23	6	PIPE/FUEL	21	2
GEARCASE ASSY	9	1	NUT/M8	9	55	PIPE/INJECTION ASSY	19	6
GENERATOR ASSY	23	1		9	57		19	7
GLOWPLUG	24	3	NUT/MAXPOWERSTOPPER	9	20		19	8
GUIDE/LEVELGAGE COMP	5	30	NUT/NOZZLERETAINING	26	15	PIPE/WATER PUMP	17	11
HANGER/F	10	2	O-RING	17	29	PIPE/WATERDRAIN	5	23
HEATSHILD/NOZZLE	19	3		25	21	PISTON	13	1
HOLDER ASSY	29	14		28	19	PISTON/OV	14	1
HOLDER/BRUSH ASSY	29	16	O-RING 1A S50	9	50		14	3
HOLDER/DELIVERYVALVE	27	6		25	16	PISTON/VALVE/RELIEF	9	33
HOLDER/NOZZLEASSY	26	1	O-RING HS90 G50	17	16	PLATE	29	8
HOLDER/STARTER ASSY	28	11		25	19	PLATE/ADJUST	23	2
HOSE/RUBBER	2	9	O-RING/G40	17	12	PLATE/FRONT	9	46
	17	21		25	18	PLATE/REAR	8	1
	21	3	O-RING/P 8	20	26	PLATE/T=2. 60	27	17

Alphabetical Index

6005-097-610-00

Description	Fig.Key	Description	Fig.Key	Description	Fig.Key
PLATE/T=2. 65	27 18	PUSHROD	11 7	SHIM/0. 20	26 3
PLATE/T=2. 70	27 19	REGULATOR ASSY	29 26	SHIM/0. 30	26 4
PLATE/T=2. 75	27 20	REPAIR/ENGINESET	25 1	SHIM/0. 40	26 5
PLATE/T=2. 80	27 21	RESISTANCE/1. 0	21 5	SHIM/0. 50	26 6
PLATE/T=2. 85	27 22	RETAINER	28 7	SHIM/0. 52	26 7
PLATE/T=2. 90	27 23	RING SNAP	13 4	SHIM/0. 54	26 8
PLATE/T=2. 95	27 24	RING, SNAP/ 4 E	20 22	SHIM/0. 56	26 9
PLATE/T=3. 00	27 25	RING, SNAP/12 C	9 35	SHIM/0. 58	26 10
PLATE/T=3. 05	27 26	RING, SNAP/16 C	11 15	SHIM/0. 80	26 11
PLATE/T=3. 10	27 27	RING/O	9 43	SHIM/INJECTION P/0. 1	20 3
PLATE/T=3. 15	27 28	RING/PISTON/OVSET	14 2	SHIM/INJECTION P/0. 2	20 4
PLATE/T=3. 20	27 29		14 4	SHIM/INJECTION P/0. 3	20 2
PLATE/T=3. 25	27 30	RING/PISTONSET	13 2	SHIM/INJECTION P/0. 4	20 5
PLATE/T=3. 30	27 31	RING/TAMPER REGISTAN	9 21	SHIM/INJECTION P/0. 5	20 6
PLATE/T=3. 35	27 32		9 38	SLEEVEFLANGE	27 8
PLATE/T=3. 40	27 33	RINGGEAR	15 6	SNAPRING	27 13
PLATE/T=3. 45	27 34	RINK/CONTROL	20 20	SOLENOID	24 5
PLATE/T=3. 50	27 35	ROCKERARM	11 9	SPACER	9 49
PLATE/T=3. 55	27 36	ROCKERSHAFT ASSY	11 8		26 14
PLATE/T=3. 60	27 37	RORA	28 6	SPACER/FAN/68	18 3
PLATE/T=3. 65	27 38	ROTOR ASSY	29 4	SPACER/WATERPUMP	17 15
PLATE/T=3. 70	27 39	ROTOR/OUTER	16 4	SPRING	11 14
PLATE/T=3. 75	27 40	ROTOR/WATERPUMP	17 6		29 18
PLATE/T=3. 80	27 41	RUBBERFLANGE	2 2	SPRING, BRUSH	28 12
PLATE/T=3. 85	27 42	SCREW	28 14	SPRING, RETURN	20 27
PLATE/T=3. 90	27 43	SCREW ADJUST	11 16	SPRING/DELIVERYVALVE	27 4
PLATE/T=3. 95	27 44	SCREW/SOCKET	16 7	SPRING/GOVERNOR	20 24
PLATE/T=4. 00	27 45	SCREW/TAPPING	2 4	SPRING/IDLE	20 33
PLATE/T=4. 05	27 46	SCREW/WATER PUMP	17 10	SPRING/PLUNGER	27 14
PLATE/T=4. 10	27 47	SEAL SET/WATER PUMP	17 5	SPRING/RELIEF VALVE	9 34
PLATE/THRUST	12 4	SEAL, BEARING CAP	5 9	SPRING/RETURN	28 18
PLATE/THRUST/INJPUMP	20 14		25 8	SPRING/SETTING	20 23
PLATE/WATER PUMP	17 9	SEAL, BEARING CAP/7	5 10	SPRING/STARTING	20 32
PLUG	5 7		25 9	SPRING/VALVE	11 3
	9 24	SEAL, OIL	1 4	SPRINGNOZZLE	26 12
PLUG/M14X1. 5	11 11		9 7	SPRINGSEAT	26 13
PLUG/PT1/2	7 2		25 2		27 15
PLUG/PT1/4	1 3		25 12		27 16
PLUG/SCREW	9 2	SEAL/CYL HEAD/UNDER	2 6	STARTER ASSY	23 7
	9 28		25 4	STOPPER/MAX POWER ST	9 19
PLUNGER ASSY	27 2	SEAL/WATER PUMPPULLE	17 7	STRAINER	16 8
POINTER	8 2	SEAT, VALVE SPRING	11 4	STUD	1 8
PULLEY	29 1	SHAFT/HYDRAULIC ASSY	9 53		4 5
PULLEY/CRANK	15 11	SHAFT/ROCKERARM ASSY	11 10		5 21
PULLEY/WATERPUMP	18 2	SHIM/0. 10	26 2		9 4

Description	Fig.Key	Description	Fig.Key	Description	Fig.Key
STUD	9 5				
	9 6				
	9 52				
STUD/M8X40	5 19				
	17 17				
SWITCH/MAGNETIC ASSY	28 13				
SWITCH/OILPRESSURE	24 1				
TAPPET	11 6				
	27 11				
THERMOMETER	24 2				
THERMOSTAT	17 27				
THRUSTPIECE	20 18				
VALVE, DELIVERY	27 3				
VALVE/EXHAUST	11 2				
VALVE/INTAKE	11 1				
VALVE/RELIEF ASSY	9 32				
WASHER	15 12				
WASHER / M6	20 30				
WASHER, SP/M 6	20 31				
	24 8				
WASHER, SP/M 8	9 56				
	9 58				
WASHER, SP/M12	23 9				
WASHER/08X14X01	9 18				
	9 29				
WASHER/08X16X1.2	25 13				
	9 10				
WASHER/9X22X2	23 4				
WASHER/CORRUGATE	19 4				
WATERPUMP ASSY	17 1				
YOKE/STARTER ASSY	28 1				

Alphabetical Index

475

6005-097-600-00

Description	Fig.Key	Description	Fig.Key	Description	Fig.Key
ADAPTER/255X065 ASSY	23 1	BOLT	30 9	CLAMP/WIRE/13-18	8 8
ADAPTER/R1/8	6 38		30 10	CLAMP/WIRE/16-20	6 54
ARM/CONTROL	21 28		30 19		17 24
ARM/FLOATING COMP	21 19		30 20		18 19
ARM/TENSION	23 2		30 21	CLAMP/WIRE/20-24	2 10
ARMATURE/STARTE ASSY	29 2		30 22		6 56
BALL	1 5		30 24		18 35
	29 17	BOLT, SEMS/M10X20	11 1	CLAMP/WIRE/38-46	5 8
BAND/202	6 52	BOLT, SEMS/M6X12	13 5	CLAMP/WIRE/52-63	5 10
BEARING	10 48		21 15	CLAMP/WORM/16-25	17 18
	21 13	BOLT, SEMS/M8X25 7T	4 3	CLIP/HOSE/7. 6-8. 2	22 4
	29 3	BOLT/CONNECTINGROD	14 6	CLUTCH/STARTER ASSY	29 5
	29 4	BOLT/EYE	17 11	COLLOR	30 3
BEARING, RB/6002SS	16 8	BOLT/M6	10 34	CONNECTINGROD ASSY	14 5
BEARING, RB/6203	21 12		10 35	CONNECTOR/FUEL	22 1
BEARING/BALL	30 6	BOLT/M6X10	21 17	CONNECTOR/GLOWPLUG	25 4
	30 11	BOLT/STUD	5 5	CONNECTOR/OILCOOLER	17 20
BEARING/CONNECTING R	7 5		6 21	CONTROLRACK	28 48
	7 6	BOLT/THROUGH	29 16	CONTROLSLEEVE	28 49
	14 7	BOLT/WS	6 48	COVER	29 23
BEARING/CRANK SET	6 11		9 4		30 13
BEARING/CRANK/LOWER	6 13		17 3	COVER, BEARING	30 5
BEARING/CRANK/UNDER	7 1		19 4	COVER/BLOWBY	2 2
	7 3		29 15		6 44
BEARING/CRANK/UPPER	6 12	BOSS/SPLINE	16 10	COVER/BREATHER ASSY	6 40
BEARING/THRUST/CRANK	6 14	BRACKET/ROCKERSHAFT	12 12	COVER/CYLINDER HEAD	2 1
	7 2		12 13	COVER/INJECTIONPUMP	6 26
	7 4	BREATHER ASSY	6 39	CRANKSHAFT ASSY	16 1
BEARING/WATER PUMP	18 3	BREATHER COMP	6 49	CUP/SEALING/16	6 3
BEARING/WATERPUMP	18 4	BRUSH	30 17	CUP/SEALING/20	10 3
BELT/VR5A39. 5	19 5	BUSH	30 15	CUP/SEALING/28	6 4
BODY/WATERPUMP	18 2	BUSHING/DRAIN	29 20	CUP/SEALING/36	6 5
BOLT	1 7	CAMSHAFT	13 1	CUP/SEALING/50	1 2
	6 2	CAMSHAFT/INJPUMP	21 9		6 6
	8 4	CAP	18 34	CUTTER, VALVE	12 5
	10 11	CAP, BLANK/30	10 39	CYLINDERBLOCK ASSY	6 1
	10 42	CAP, OIL FILLER	2 5	CYLINDERHEAD ASSY	1 1
	12 18	CAP/OILFILLER	6 33	DOWEL	6 22
	16 9	CARTRIDGE/OILFILTER	17 9	EYEBOLT	28 50
	16 13	CLAMP	10 16	EYEBOLT/OILJET ASSY	6 36
	17 14	CLAMP/STRAINER	17 7	FAN/COOLING	19 1
	24 8	CLAMP/WIRE/10-15	8 7	FLANGEBOLT	3 3
	25 7		18 18		6 28
	28 10	CLAMP/WIRE/13-18	2 11		6 50
	28 52		6 53		10 8

Alphabetical Index

6005-097-600-00

Description	Fig.Key	Description	Fig.Key	Description	Fig.Key
FLANGEBOLT	10 9	GASKET/GEARCASE	10 29	LEVER/CONTROL COMP	21 25
	10 13		26 14	MANIFOLD/EXHAUST	4 1
	10 14	GASKET/HOUSING	18 21	MANIFOLD/INLET	3 1
	10 15		26 20	NIPPLE	6 25
	10 17	GASKET/INLETMANIFOLD	3 2	NOZZLE	27 16
	10 38		26 6	NUT	5 3
	12 19	GASKET/PLATE	10 41		10 36
	17 8		26 15		12 17
	18 22	GEAR/CAMSHAFT	13 2		21 29
	18 23	GEAR/CRANK	16 3		27 18
	18 27	GEAR/IDLE ASSY	13 6		29 21
	18 31	GEAR/INJECTIONPUMP	21 10		29 22
	18 32	GEARCASE ASSY	10 1		30 2
	21 7	GENERATOR ASSY	24 1		30 23
	24 3	GLOWPLUG	25 3		30 25
FLYWEIGHT ASSY	24 5	GUIDE/LEVELGAGE COMP	6 31	NUT, CAP/M 8	10 21
	21 16	HANGER/F	11 2	NUT/CAP	2 7
FLYWHEEL ASSY	16 5	HEATSHILD/NOZZLE	20 3	NUT/M08	10 12
FRAME	30 12	HOLDER ASSY	30 14		12 20
FRAME/DRIVEEND ASSY	30 7	HOLDER/BRUSH ASSY	30 16		18 14
FRAME/STARTEREND	29 10	HOLDER/DELIVERYVALVE	28 6		18 33
	4 2	HOLDER/NOZZLE ASSY	27 1		21 8
	26 7	HOLDER/STARTER ASSY	29 11	NUT/M10	24 6
	2 8	HOSE/BREATHER	2 9	NUT/M8	10 20
	5 2		6 51		10 49
	6 47	HOSE/OILCOOLER/IN	17 22		10 51
	17 12	HOSE/OILCOOLER/OUT	17 23	NUT/NOZZLERETAINING	27 15
	17 16	HOSE/RUBBER	5 7	O-RING	18 26
	18 8		5 9		26 21
	20 5		6 55		29 19
	25 6		8 6	O-RING 1A S50	10 44
	26 5		17 17		26 16
	26 22		18 15	O-RING HS90 G50	18 29
	26 23		18 16		26 19
	26 24		22 3	O-RING/G40	18 13
	26 25	HOUSING/PUMP	28 1		26 18
	27 17	HOUSING/STARTER ASSY	29 9	O-RING/P 8	21 26
	28 5	HOUSING/THERMOSTAT	18 20	O-RING/P18	8 3
	28 51	INJECTIONNOZZLE ASSY	20 1	O-RING/P22	17 6
	28 53	INJECTIONPUMP ASSY	21 1		26 17
GASKET, NOZZLE	20 2	JOINT	18 17	O-RING/P25	6 34
GASKET/COVER	6 27	KEY/07X05X09	13 3	OILCOOLER	17 19
	26 11		21 11	OILPAN	8 1
GASKET/CYLINDERHEAD	1 6	KEY/07X05X43	16 4	OILPUMP ASSY	17 1
	26 3	LEVELGAGE	6 30	OILSEAL	6 15

Alphabetical Index

6005-097-600-00

477

Description	Fig.Key		Description	Fig.Key		Description	Fig.Key	
OILSEAL	26	10	PLATE/ADJUST	24	2	PULLEY	30	1
ORING	28	7	PLATE/FRONT	10	40	PULLEY/CRANK	16	11
	28	9	PLATE/REAR	9	1	PULLEY/WATERPUMP	19	2
PACKING	10	22	PLATE/T=2. 60	28	17	PUSHROD	12	7
PACKING/PCV	2	4	PLATE/T=2. 65	28	18	REGULATOR ASSY	30	26
PIN	6	18	PLATE/T=2. 70	28	19	REPAIR/ENGINESET	26	1
	6	29	PLATE/T=2. 75	28	20	RESISTANCE/1. 0	22	5
	9	3	PLATE/T=2. 80	28	21	RETAINER	29	7
	10	25	PLATE/T=2. 85	28	22	RING SNAP	14	4
	16	2	PLATE/T=2. 90	28	23	RING, SNAP/ 4 E	21	22
PIN, CONTROL	16	7	PLATE/T=2. 95	28	24	RING, SNAP/12 C	10	33
PIN, GROOVE	28	12	PLATE/T=3. 00	28	25	RING, SNAP/16 C	12	15
PIN/ARM	21	21	PLATE/T=3. 05	28	26	RING/PISTON/OVSET	15	2
	10	28	PLATE/T=3. 10	28	27		15	4
	10	23	PLATE/T=3. 15	28	28	RING/PISTONSET	14	2
PIN/IDLEGEAR	6	8	PLATE/T=3. 20	28	29	RINGGEAR	16	6
PIN/PISTON	14	3	PLATE/T=3. 25	28	30	RINK/CONTROL	21	20
PIN/SNAP	10	24	PLATE/T=3. 30	28	31	ROCKERARM	12	9
PIN/SPRING	6	37	PLATE/T=3. 35	28	32	ROCKERSHAFT ASSY	12	8
PIN/STRAIGHT	6	17	PLATE/T=3. 40	28	33	RORA	29	6
PIN/TUBE	17	2	PLATE/T=3. 45	28	34	ROTOR ASSY	30	4
	6	16	PLATE/T=3. 50	28	35	ROTOR/WATERPUMP	18	6
	10	45	PLATE/T=3. 55	28	36	RUBBERFLANGE	6	41
PINION/STARTER	29	8	PLATE/T=3. 60	28	37	SCREW	29	14
PIPE, WATER DRAIN	8	5	PLATE/T=3. 65	28	38	SCREW ADJUST	12	16
PIPE, WATER OUTLET	18	25	PLATE/T=3. 70	28	39	SCREW/SOCKET	17	4
PIPE/FUEL	22	2	PLATE/T=3. 75	28	40	SCREW/TAPPING	2	3
PIPE/INJECTION ASSY	20	6	PLATE/T=3. 80	28	41		6	45
	20	7	PLATE/T=3. 85	28	42	SCREW/WATER PUMP	18	10
	20	8	PLATE/T=3. 90	28	43	SEAL SET/WATER PUMP	18	5
PIPE/INLET	5	6	PLATE/T=3. 95	28	44	SEAL, BEARING CAP	6	9
PIPE/OIL ASSY	17	10	PLATE/T=4. 00	28	45		26	8
PIPE/OIL COMP	6	32	PLATE/T=4. 05	28	46	SEAL, BEARING CAP/7	6	10
	17	13	PLATE/T=4. 10	28	47		26	9
PIPE/OILJET	6	35	PLATE/THRUST	13	4	SEAL, OIL	1	4
PIPE/WATER PUMP	18	11	PLATE/THRUST/INJPUMP	21	14		10	7
PIPE/WATER/HOUSING	6	24	PLATE/WATER PUMP	18	9		26	2
	6	46	PLUG	6	7		26	12
PIPE/WATERDRAIN	6	23		12	11	SEAL/CYL HEAD/UNDER	2	6
PIPE/WATERPUMP	18	12	PLUG/M14X1. 5	8	2		26	4
PISTON	14	1	PLUG/PT1/2	1	3	SEAL/WATER PUMPPULLE	18	7
PISTON/OV	15	1	PLUG/PT1/4	10	2	SEAT, VALVE SPRING	12	4
	15	3	PLUG/SCREW	10	26	SEAT/SPRING	6	42
PISTON/VALVE/RELIEF	10	31	PLUNGER ASSY	28	2	SENSOR/REVOLUTION/R	10	37
PLATE	30	8	POINTER	9	2	SHAFT/HYDRAULIC ASSY	10	47

Alphabetical Index

6005-097-600-00

Description	Fig.Key		Description	Fig.Key		Description	Fig.Key
SHAFT/ROCKERARM ASSY	12	10	STUD	4	4		
SHIM/0. 10	27	2		6	20		
SHIM/0. 20	27	3		10	4		
SHIM/0. 30	27	4		10	5		
SHIM/0. 40	27	5		10	6		
SHIM/0. 50	27	6		10	46		
SHIM/0. 52	27	7	STUD/M8X40	6	19		
SHIM/0. 54	27	8		18	30		
SHIM/0. 56	27	9	SWITCH/MAGNETIC ASSY	29	13		
SHIM/0. 58	27	10	SWITCH/OILPRESSURE	25	1		
SHIM/0. 80	27	11	TAPPET	12	6		
SHIM/INJECTION P/0. 1	21	3		28	11		
SHIM/INJECTION P/0. 2	21	4	THERMOMETER	25	2		
SHIM/INJECTION P/0. 3	21	2	THERMOSTAT	18	24		
SHIM/INJECTION P/0. 4	21	5	THRUSTPIECE	21	18		
SHIM/INJECTION P/0. 5	21	6	TURBOCHARGER ASSY	5	1		
SLEEVEFLANGE	28	8	VALVE, DELIVERY	28	3		
SNAPRING	28	13	VALVE/EXHAUST	12	2		
SOLENOID	25	5	VALVE/INTAKE	12	1		
SPACER	10	43	VALVE/RELIEF ASSY	10	30		
	27	14	WASHER	5	4		
SPACER/FAN/68	19	3		16	12		
SPACER/WATERPUMP	18	28	WASHER / M6	21	30		
SPRING	6	43	WASHER, SP/M 6	17	15		
	12	14		21	31		
	30	18		25	8		
SPRING, BRUSH	29	12	WASHER, SP/M 8	10	50		
SPRING, NOZZLE	27	12		10	52		
SPRING, RETURN	21	27	WASHER/08X14X01	10	18		
SPRING/DELIVERYVALVE	28	4		10	27		
SPRING/GOVERNOR	21	24		26	13		
SPRING/IDLE	21	33	WASHER/08X16X1. 2	10	10		
SPRING/PLUNGER	28	14	WASHER/9X22X2	24	4		
SPRING/RELIEF VALVE	10	32	WASHER/CORRUGATE	20	4		
SPRING/RETURN	29	18	WASHER/OILCOOLER	17	21		
SPRING/SETTING	21	23	WATERPUMP ASSY	18	1		
SPRING/STARTING	21	32	YOKE/STARTER ASSY	29	1		
SPRING/VALVE	12	3					
SPRINGSEAT	27	13					
	28	15					
	28	16					
STARTER ASSY	24	7					
STOPPER/FULLLOAD	10	19					
STRAINER	17	5					
STUD	1	8					

Alphabetical Index

6005-097-590-00

Description	Fig.Key	Description	Fig.Key	Description	Fig.Key
ADAPTER/255X065 ASSY	23 1	BOLT	30 9	CLAMP/WIRE/13-18	8 8
ADAPTER/R1/8	6 38		30 10	CLAMP/WIRE/16-20	2 10
ARM/CONTROL	21 28		30 19		6 54
ARM/FLOATING COMP	21 19		30 20		17 24
ARM/TENSION	23 2		30 21		18 19
ARMATURE/STARTE ASSY	29 2		30 22	CLAMP/WIRE/20-24	6 56
BALL	1 5		30 24		18 35
	29 17	BOLT, SEMS/M10X20	11 1	CLAMP/WIRE/38-46	5 8
BAND/202	6 52	BOLT, SEMS/M6X12	13 5	CLAMP/WIRE/52-63	5 10
BEARING	10 49		21 15	CLAMP/WORM/16-25	17 18
	21 13	BOLT, SEMS/M8X25 7T	4 3	CLIP/HOSE/7. 6-8. 2	22 4
	29 3	BOLT/CONNECTINGROD	14 6	CLUTCH/STARTER ASSY	29 5
	29 4	BOLT/EYE	17 11	COLLOR	30 3
BEARING, RB/6002SS	16 8	BOLT/M6	10 34	CONNECTINGROD ASSY	14 5
BEARING, RB/6203	21 12		10 35	CONNECTOR/FUEL	22 1
BEARING/BALL	30 6	BOLT/M6X10	21 17	CONNECTOR/GLOWPLUG	25 4
	30 11	BOLT/STUD	5 5	CONNECTOR/OILCOOLER	17 20
BEARING/CONNECTING R	7 5		6 21	CONTROLRACK	28 48
	7 6	BOLT/THROUGH	29 16	CONTROLSLEEVE	28 49
	14 7	BOLT/WS	6 48	COVER	29 23
BEARING/CRANK SET	6 11		9 4		30 13
BEARING/CRANK/LOWER	6 13		17 3	COVER, BEARING	30 5
BEARING/CRANK/UNDER	7 1		19 4	COVER/BLOWBY	2 2
	7 3		29 15		6 44
BEARING/CRANK/UPPER	6 12	BOSS/SPLINE	16 10	COVER/BREATHER ASSY	6 40
BEARING/THRUST/CRANK	6 14	BRACKET/ROCKERSHAFT	12 12	COVER/CYLINDER HEAD	2 1
	7 2		12 13	COVER/INJECTIONPUMP	6 26
	7 4	BREATHER ASSY	6 39	CRANKSHAFT ASSY	16 1
BEARING/WATER PUMP	18 3	BREATHER COMP	6 49	CUP/SEALING/16	6 3
BEARING/WATERPUMP	18 4	BRUSH	30 17	CUP/SEALING/20	10 3
BELT/VR5A39. 5	19 5	BUSH	30 15	CUP/SEALING/28	6 4
BODY/WATERPUMP	18 2	BUSHING/DRAIN	29 20	CUP/SEALING/36	6 5
BOLT	1 7	CAMSHAFT	13 1	CUP/SEALING/50	1 2
	6 2	CAMSHAFT/INJPUMP	21 9		6 6
	8 4	CAP	18 34	CUTTER, VALVE	12 5
	10 11	CAP, BLANK/30	10 40	CYLINDERBLOCK ASSY	6 1
	10 43	CAP, OIL FILLER	2 5	CYLINDERHEAD ASSY	1 1
	12 18	CAP/OILFILLER	6 33	DOWEL	6 22
	16 9	CARTRIDGE/OILFILTER	17 9	DRIVE/TACHOMETE ASSY	10 37
	16 13	CLAMP	10 16	EYEBOLT	28 50
	17 14	CLAMP/STRAINER	17 7	EYEBOLT/OILJET ASSY	6 36
	24 8	CLAMP/WIRE/10-15	8 7	FAN/COOLING	19 1
	25 7		18 18	FLANGEBOLT	3 3
	28 10	CLAMP/WIRE/13-18	2 11		6 28
	28 52		6 53		6 50

Alphabetical Index

6005-097-590-00

Description	Fig.Key	Description	Fig.Key	Description	Fig.Key
FLANGE BOLT	10 8	GASKET/CYLINDERHEAD	26 3	LEVELGAGE	6 30
	10 9	GASKET/GEARCASE	10 29	LEVER/CONTROL COMP	21 25
	10 13		26 14	MANIFOLD/EXHAUST	4 1
	10 14	GASKET/HOUSING	18 21	MANIFOLD/INLET	3 1
	10 15		26 20	NIPPLE	6 25
	10 17	GASKET/INLETMANIFOLD	3 2	NOZZLE	27 16
	10 39		26 6	NUT	5 3
	12 19	GASKET/PLATE	10 42		10 36
	17 8		26 15		12 17
	18 22	GEAR/CAMSHAFT	13 2		21 29
	18 23	GEAR/CRANK	16 3		27 18
	18 27	GEAR/IDLE ASSY	13 6		29 21
	18 31	GEAR/INJECTIONPUMP	21 10		29 22
	18 32	GEARCASE ASSY	10 1		30 2
	21 7	GENERATOR ASSY	24 1		30 23
FLYWEIGHT ASSY FLYWHEEL ASSY FRAME	24 3	GLOWPLUG	25 3		30 25
	24 5	GUIDE/LEVELGAGE COMP	6 31	NUT, CAP/M 8	10 21
	21 16	HANGER/F	11 2	NUT/CAP	2 7
	16 5	HEATSHILD/NOZZLE	20 3	NUT/M08	10 12
	30 12	HOLDER ASSY	30 14		12 20
FRAME/DRIVEEND ASSY FRAME/STARTEREND GASKET/EXH MANIFOLD GASKET	30 7	HOLDER/BRUSH ASSY	30 16		18 14
	29 10	HOLDER/DELIVERYVALVE	28 6		18 33
	4 2	HOLDER/NOZZLE ASSY	27 1		21 8
	26 7	HOLDER/STARTER ASSY	29 11	NUT/M10	24 6
	2 8	HOSE/BREATHER	2 9	NUT/M8	10 20
	5 2		6 51		10 50
	6 47	HOSE/OILCOOLER/IN	17 22		10 52
	17 12	HOSE/OILCOOLER/OUT	17 23	NUT/NOZZLERETAINING	27 15
	17 16	HOSE/RUBBER	5 7	O-RING	18 26
	18 8		5 9		26 21
	20 5		6 55		29 19
	25 6		8 6	O-RING 1A S50	10 45
	26 5		17 17		26 16
	26 22		18 15	O-RING HS90 G50	18 29
	26 23		18 16		26 19
	26 24		22 3	O-RING/G40	18 13
	26 25	HOUSING/PUMP	28 1		26 18
	27 17	HOUSING/STARTER ASSY	29 9	O-RING/P 8	21 26
	28 5	HOUSING/THERMOSTAT	18 20	O-RING/P18	8 3
	28 51	INJECTIONNOZZLE ASSY	20 1	O-RING/P22	17 6
GASKET, NOZZLE GASKET/COVER GASKET/CYLINDERHEAD	28 53	INJECTIONPUMP ASSY	21 1		26 17
	20 2	JOINT	18 17	O-RING/P25	6 34
	6 27	KEY/07X05X09	13 3	OILCOOLER	17 19
	26 11		21 11	OILPAN	8 1
	1 6	KEY/07X05X43	16 4	OILPUMP ASSY	17 1

Alphabetical Index

6005-097-590-00

Description	Fig.Key		Description	Fig.Key		Description	Fig.Key	
OILSEAL	6	15	PLATE	30	8	POINTER	9	2
	26	10	PLATE/ADJUST	24	2	PULLEY	30	1
ORING	28	7	PLATE/FRONT	10	41	PULLEY/CRANK	16	11
	28	9	PLATE/REAR	9	1	PULLEY/WATERPUMP	19	2
PACKING	10	22	PLATE/T=2. 60	28	17	PUSHROD	12	7
PACKING/PCV	2	4	PLATE/T=2. 65	28	18	REGULATOR ASSY	30	26
PIN	6	18	PLATE/T=2. 70	28	19	REPAIR/ENGINESET	26	1
	6	29	PLATE/T=2. 75	28	20	RESISTANCE/1. 0	22	5
	9	3	PLATE/T=2. 80	28	21	RETAINER	29	7
	10	25	PLATE/T=2. 85	28	22	RING SNAP	14	4
	16	2	PLATE/T=2. 90	28	23	RING, SNAP/ 4 E	21	22
	16	7	PLATE/T=2. 95	28	24	RING, SNAP/12 C	10	33
	28	12	PLATE/T=3. 00	28	25	RING, SNAP/16 C	12	15
PIN, CONTROL	21	21	PLATE/T=3. 05	28	26	RING/O	10	38
PIN, GROOVE	10	28	PLATE/T=3. 10	28	27	RING/PISTON/OVSET	15	2
PIN/ARM	10	23	PLATE/T=3. 15	28	28		15	4
PIN/IDLEGEAR	6	8	PLATE/T=3. 20	28	29	RING/PISTONSET	14	2
PIN/PISTON	14	3	PLATE/T=3. 25	28	30	RINGGEAR	16	6
PIN/SNAP	10	24	PLATE/T=3. 30	28	31	RINK/CONTROL	21	20
PIN/SPRING	6	37	PLATE/T=3. 35	28	32	ROCKERARM	12	9
PIN/STRAIGHT	6	17	PLATE/T=3. 40	28	33	ROCKERSHAFT ASSY	12	8
	17	2	PLATE/T=3. 45	28	34	RORA	29	6
PIN/TUBE	6	16	PLATE/T=3. 50	28	35	ROTOR ASSY	30	4
	10	46	PLATE/T=3. 55	28	36	ROTOR/WATERPUMP	18	6
PINION/STARTER	29	8	PLATE/T=3. 60	28	37	RUBBERFLANGE	6	41
PIPE, WATER DRAIN	8	5	PLATE/T=3. 65	28	38	SCREW	29	14
PIPE, WATER OUTLET	18	25	PLATE/T=3. 70	28	39	SCREW ADJUST	12	16
PIPE/FUEL	22	2	PLATE/T=3. 75	28	40	SCREW/SOCKET	17	4
PIPE/INJECTION ASSY	20	6	PLATE/T=3. 80	28	41	SCREW/TAPPING	2	3
	20	7	PLATE/T=3. 85	28	42		6	45
	20	8	PLATE/T=3. 90	28	43	SCREW/WATER PUMP	18	10
PIPE/INLET	5	6	PLATE/T=3. 95	28	44	SEAL SET/WATER PUMP	18	5
PIPE/OIL ASSY	17	10	PLATE/T=4. 00	28	45	SEAL, BEARING CAP	6	9
PIPE/OIL COMP	6	32	PLATE/T=4. 05	28	46		26	8
	17	13	PLATE/T=4. 10	28	47	SEAL, BEARING CAP/7	6	10
PIPE/OILJET	6	35	PLATE/THRUST	13	4		26	9
PIPE/WATER PUMP	18	11	PLATE/THRUST/INJPUMP	21	14	SEAL, OIL	1	4
PIPE/WATER/HOUSING	6	24	PLATE/WATER PUMP	18	9		10	7
	6	46	PLUG	6	7		26	2
PIPE/WATERDRAIN	6	23		12	11		26	12
PIPE/WATERPUMP	18	12	PLUG/M14X1. 5	8	2	SEAL/CYL HEAD/UNDER	2	6
PISTON	14	1	PLUG/PT1/2	1	3		26	4
PISTON/OV	15	1	PLUG/PT1/4	10	2	SEAL/WATER PUMPPULLE	18	7
	15	3	PLUG/SCREW	10	26	SEAT, VALVE SPRING	12	4
PISTON/VALVE/RELIEF	10	31	PLUNGER ASSY	28	2	SEAT/SPRING	6	42

Alphabetical Index

6005-097-590-00

Description	Fig.Key		Description	Fig.Key		Description	Fig.Key
SHAFT/HYDRAULIC ASSY	10	48	STUD	1	8		
SHAFT/ROCKERARM ASSY	12	10		4	4		
SHIM/0. 10	27	2		6	20		
SHIM/0. 20	27	3		10	4		
SHIM/0. 30	27	4		10	5		
SHIM/0. 40	27	5		10	6		
SHIM/0. 50	27	6		10	47		
SHIM/0. 52	27	7	STUD/M8X40	6	19		
SHIM/0. 54	27	8		18	30		
SHIM/0. 56	27	9	SWITCH/MAGNETIC ASSY	29	13		
SHIM/0. 58	27	10	SWITCH/OILPRESSURE	25	1		
SHIM/0. 80	27	11	TAPPET	12	6		
SHIM/INJECTION P/0. 1	21	3		28	11		
SHIM/INJECTION P/0. 2	21	4	THERMOMETER	25	2		
SHIM/INJECTION P/0. 3	21	2	THERMOSTAT	18	24		
SHIM/INJECTION P/0. 4	21	5	THRUSTPIECE	21	18		
SHIM/INJECTION P/0. 5	21	6	TURBOCHARGER ASSY	5	1		
SLEEVEFLANGE	28	8	VALVE, DELIVERY	28	3		
SNAPRING	28	13	VALVE/EXHAUST	12	2		
SOLENOID	25	5	VALVE/INTAKE	12	1		
SPACER	10	44	VALVE/RELIEF ASSY	10	30		
	27	14	WASHER	5	4		
SPACER/FAN/68	19	3		16	12		
SPACER/WATERPUMP	18	28	WASHER / M6	21	30		
SPRING	6	43	WASHER, SP/M 6	17	15		
	12	14		21	31		
	30	18		25	8		
SPRING, BRUSH	29	12	WASHER, SP/M 8	10	51		
SPRING, NOZZLE	27	12		10	53		
SPRING, RETURN	21	27	WASHER/08X14X01	10	18		
SPRING/DELIVERYVALVE	28	4		10	27		
SPRING/GOVERNOR	21	24		26	13		
SPRING/IDLE	21	33	WASHER/08X16X1. 2	10	10		
SPRING/PLUNGER	28	14	WASHER/9X22X2	24	4		
SPRING/RELIEF VALVE	10	32	WASHER/CORRUGATE	20	4		
SPRING/RETURN	29	18	WASHER/OILCOOLER	17	21		
SPRING/SETTING	21	23	WATERPUMP ASSY	18	1		
SPRING/STARTING	21	32	YOKE/STARTER ASSY	29	1		
SPRING/VALVE	12	3					
SPRINGSEAT	27	13					
	28	15					
	28	16					
STARTER ASSY	24	7					
STOPPER/FULLLOAD	10	19					
STRAINER	17	5					

Alphabetical Index

6005-097-620-00

Description	Fig.Key		Description	Fig.Key		Description	Fig.Key	
ADAPTER/255X065 ASSY	23	1	BOLT	30	9	CLAMP/WIRE/10-15	18	18
ADAPTER/R1/8	6	38		30	10	CLAMP/WIRE/13-18	2	11
ARM/CONTROL	21	28		30	19		6	53
ARM/FLOATING COMP	21	19		30	20		8	8
ARM/TENSION	23	2		30	21	CLAMP/WIRE/16-20	6	54
ARMATURE/STARTE ASSY	29	2	BOLT, SEMS/M10X20 BOLT, SEMS/M6X12	30	22		17	24
BALL	1	5		30	24		18	19
	29	17		11	1	CLAMP/WIRE/20-24	2	10
BAND/202	6	52		13	5		6	56
BEARING	10	54		21	15		18	35
BEARING, RB/6002SS BEARING, RB/6203	21	13	BOLT, SEMS/M8X25 7T	4	3	CLAMP/WIRE/38-46	5	8
	29	3	BOLT/CONNECTINGROD	14	6	CLAMP/WIRE/52-63	5	10
	29	4	BOLT/EYE	17	11	CLAMP/WORM/16-25	17	18
	16	8	BOLT/HI-IDLESTOPPER	10	36	CLIP/HOSE/7. 6-8. 2	22	4
	21	12	BOLT/M6	10	40	CLUTCH/STARTER ASSY	29	5
BEARING/BALL	30	6	BOLT/M6X10	21	17	COLLOR	30	3
BEARING/CONNECTING R	30	11	BOLT/STUD	5	5	CONNECTINGROD ASSY	14	5
	7	5		6	21	CONNECTOR/FUEL	22	1
	7	6	BOLT/THROUGH	29	16	CONNECTOR/GLOWPLUG	25	4
	14	7	BOLT/WS	6	48	CONNECTOR/OILCOOLER	17	20
BEARING/CRANK SET	6	11	BOSS/SPLINE	9	4	CONTROLRACK	28	48
BEARING/CRANK/LOWER	6	13		17	3	CONTROLSLEEVE	28	49
BEARING/CRANK/UNDER	7	1		19	4	COVER	29	23
	7	3		29	15		30	13
BEARING/CRANK/UPPER	6	12		16	10	COVER, BEARING	30	5
BEARING/THRUST/CRANK	6	14	BRACKET/ROCKERSHAFT	12	12	COVER/BLOWBY	2	2
	7	2		12	13		6	44
	7	4	BREATHER ASSY	6	39	COVER/BREATHER ASSY	6	40
BEARING/WATER PUMP	18	3	BREATHER COMP	6	49	COVER/CYLINDER HEAD	2	1
BEARING/WATERPUMP	18	4	BRUSH	30	17	COVER/INJECTIONPUMP	6	26
BELT/VR5A39. 5	19	5	BUSH	30	15	CRANKSHAFT ASSY	16	1
BODY/WATERPUMP	18	2	BUSH/CONNECTINGROD	26	26	CUP/SEALING/16	6	3
BOLT	1	7	BUSHING/DRAIN	29	20	CUP/SEALING/20	10	3
	6	2	CAMSHAFT	13	1	CUP/SEALING/28	6	4
	8	4	CAMSHAFT/INJPUMP	21	9	CUP/SEALING/36	6	5
	10	11	CAP	18	34	CUP/SEALING/50	1	2
	10	48	CAP, BLANK/30	10	45		6	6
	12	18	CAP, OIL FILLER	2	5	CUTTER, VALVE	12	5
	16	9	CAP/HI-IDLESTOPPER	10	39	CYLINDERBLOCK ASSY	6	1
	16	13	CAP/MAXPOWERSTOPPER	10	22	CYLINDERHEAD ASSY	1	1
	17	14	CAP/OILFILLER	6	33	DOWEL	6	22
	24	8	CARTRIDGE/OILFILTER	17	9	DRIVE/TACHOMETE ASSY	10	42
	25	7	CLAMP	10	16	EYEBOLT	28	50
	28	10	CLAMP/STRAINER	17	7	EYEBOLT/OILJET ASSY	6	36
	28	52	CLAMP/WIRE/10-15	8	7	FAN/COOLING	19	1

Alphabetical Index

6005-097-620-00

Description	Fig.Key	Description	Fig.Key	Description	Fig.Key
FLANGEBOLT	3 3	GASKET/COVER	6 27	KEY/07X05X09	13 3
	6 28		26 11		21 11
	6 50	GASKET/CYLINDERHEAD	1 6	KEY/07X05X43	16 4
	10 8		26 3		6 30
	10 9	GASKET/GEARCASE	10 31	LEVER/CONTROL COMP	21 25
	10 13	GASKET/HOUSING	26 14	MANIFOLD/EXHAUST	4 1
	10 14		18 21	MANIFOLD/INLET	3 1
	10 15	GASKET/INLETMANIFOLD	26 20	NIPPLE	6 25
	10 17		3 2	NOZZLE	27 16
	10 44		26 6	NUT	5 3
	12 19	GASKET/PLATE	10 47		10 41
	17 8		26 15		12 17
	18 22	GEAR/CAMSHAFT	13 2		21 29
	18 23	GEAR/CRANK	16 3		27 18
	18 27	GEAR/IDLE ASSY	13 6		29 21
	18 31	GEAR/INJECTIONPUMP	21 10		29 22
	18 32	GEARCASE ASSY	10 1		30 2
	21 7	GENERATOR ASSY	24 1		30 23
	24 3	GLOWPLUG	25 3		30 25
	24 5	GUIDE/LEVELGAGE COMP	6 31		2 7
FLYWEIGHT ASSY	21 16	HANGER/F	11 2	NUT/HI-IDLESTOPPER	10 37
FLYWHEEL ASSY	16 5	HEATSHILD/NOZZLE	20 3	NUT/M08	10 12
FRAME	30 12	HOLDER ASSY	30 14		12 20
FRAME/DRIVEEND ASSY	30 7	HOLDER/BRUSH ASSY	30 16		18 14
FRAME/STARTEREND	29 10	HOLDER/DELIVERYVALVE	28 6		18 33
GASHET/EXH MANIFOLD	4 2	HOLDER/NOZZLE ASSY	27 1		21 8
	26 7		29 11		24 6
	2 8	HOSE/BREATHER	2 9		10 55
	5 2		6 51		10 57
	6 47	HOSE/OILCOOLER/IN	17 22		10 20
GASKET	17 12	HOSE/OILCOOLER/OUT	17 23	NUT/NOZZLERETAINING	27 15
	17 16		5 7		18 26
	18 8	HOSE/RUBBER	5 9		26 21
	20 5		6 55		29 19
	25 6		8 6		10 50
	26 5	HOUSING/PUMP	17 17	O-RING HS90 G50	26 16
	26 22		18 15		18 29
	26 23		18 16		26 19
	26 24		22 3	O-RING/G40	18 13
	26 25		28 1		26 18
GASKET, NOZZLE	27 17	HOUSING/STARTER ASSY	29 9	O-RING/P 8	21 26
	28 5	HOUSING/THERMOSTAT	18 20	O-RING/P18	8 3
	28 51	INJECTIONNOZZLE ASSY	20 1	O-RING/P22	17 6
	28 53	INJECTIONPUMP ASSY	21 1		26 17
	20 2	JOINT	18 17	O-RING/P25	6 34

Alphabetical Index

6005-097-620-00

Description	Fig.Key		Description	Fig.Key		Description	Fig.Key	
OILCOOLER	17	19	PISTON/OV	15	1	PLUG/PT1/2	1	3
OILPAN	8	1		15	3	PLUG/PT1/4	10	2
OILPUMP ASSY	17	1	PISTON/VALVE/RELIEF	10	33	PLUG/SCREW	10	28
OILSEAL	6	15	PLATE	30	8	PLUNGER ASSY	28	2
	26	10	PLATE/ADJUST	24	2	POINTER	9	2
ORING	28	7	PLATE/FRONT	10	46	PULLEY	30	1
	28	9	PLATE/REAR	9	1	PULLEY/CRANK	16	11
PACKING	10	23	PLATE/T=2. 60	28	17	PULLEY/WATERPUMP	19	2
PACKING/PCV	2	4	PLATE/T=2. 65	28	18	PUSHROD	12	7
PIN	6	18	PLATE/T=2. 70	28	19	REGULATOR ASSY	30	26
	6	29	PLATE/T=2. 75	28	20	REPAIR/ENGINESET	26	1
	9	3	PLATE/T=2. 80	28	21	RESISTANCE/1. 0	22	5
	10	27	PLATE/T=2. 85	28	22	RETAINER	29	7
	16	2	PLATE/T=2. 90	28	23	RING SNAP	14	4
	16	7	PLATE/T=2. 95	28	24	RING, SNAP/ 4 E	21	22
PIN, CONTROL	28	12	PLATE/T=3. 00	28	25	RING, SNAP/12 C	10	35
PIN, GROOVE	21	21	PLATE/T=3. 05	28	26	RING, SNAP/16 C	12	15
PIN/ARM	10	30	PLATE/T=3. 10	28	27	RING/O	10	43
PIN/IDLEGEAR	10	25	PLATE/T=3. 15	28	28	RING/PISTON/OVSET	15	2
	6	8	PLATE/T=3. 20	28	29		15	4
PIN/PISTON	14	3	PLATE/T=3. 25	28	30	RING/PISTONSET	14	2
PIN/SNAP	10	26	PLATE/T=3. 30	28	31	RING/TAMPER REGISTAN	10	21
PIN/SPRING	6	37	PLATE/T=3. 35	28	32		10	38
PIN/STRAIGHT	6	17	PLATE/T=3. 40	28	33	RINGGEAR	16	6
	17	2	PLATE/T=3. 45	28	34	RINK/CONTROL	21	20
PIN/TUBE	6	16	PLATE/T=3. 50	28	35	ROCKERARM	12	9
	10	51	PLATE/T=3. 55	28	36	ROCKERSHAFT ASSY	12	8
PINION/STARTER	29	8	PLATE/T=3. 60	28	37	RORA	29	6
PIPE, WATER DRAIN	8	5	PLATE/T=3. 65	28	38	ROTOR ASSY	30	4
PIPE, WATER OUTLET	18	25	PLATE/T=3. 70	28	39	ROTOR/WATERPUMP	18	6
PIPE/FUEL	22	2	PLATE/T=3. 75	28	40	RUBBERFLANGE	6	41
PIPE/INJECTION ASSY	20	6	PLATE/T=3. 80	28	41	SCREW	29	14
	20	7	PLATE/T=3. 85	28	42	SCREW ADJUST	12	16
	20	8	PLATE/T=3. 90	28	43	SCREW/SOCKET	17	4
PIPE/INLET	5	6	PLATE/T=3. 95	28	44	SCREW/TAPPING	2	3
PIPE/OIL ASSY	17	10	PLATE/T=4. 00	28	45		6	45
PIPE/OIL COMP	6	32	PLATE/T=4. 05	28	46	SCREW/WATER PUMP	18	10
	17	13	PLATE/T=4. 10	28	47	SEAL SET/WATER PUMP	18	5
PIPE/OILJET	6	35	PLATE/THRUST	13	4	SEAL, BEARING CAP	6	9
PIPE/WATER PUMP	18	11	PLATE/THRUST/INJPUMP	21	14		26	8
PIPE/WATER/HOUSING	6	24	PLATE/WATER PUMP	18	9	SEAL, BEARING CAP/7	6	10
	6	46	PLUG	6	7		26	9
PIPE/WATERDRAIN	6	23		10	24	SEAL, OIL	1	4
PIPE/WATERPUMP	18	12		12	11		10	7
PISTON	14	1	PLUG/M14X1. 5	8	2		26	2

Alphabetical Index

6005-097-620-00

Description	Fig.Key		Description	Fig.Key		Description	Fig.Key
SEAL, OIL	26	12	SPRINGSEAT	27	13		
SEAL/CYL HEAD/UNDER	2	6		28	15		
	26	4		28	16		
SEAL/WATER PUMPPULLE	18	7	STARTER ASSY	24	7		
SEAT, VALVE SPRING	12	4	STOPPER/MAX POWER ST	10	19		
SEAT/SPRING	6	42	STRAINER	17	5		
SHAFT/HYDRAULIC ASSY	10	53	STUD	1	8		
SHAFT/ROCKERARM ASSY	12	10		4	4		
SHIM/0. 10	27	2		6	20		
SHIM/0. 20	27	3		10	4		
SHIM/0. 30	27	4		10	5		
SHIM/0. 40	27	5		10	6		
SHIM/0. 50	27	6		10	52		
SHIM/0. 52	27	7	STUD/M8X40	6	19		
SHIM/0. 54	27	8		18	30		
SHIM/0. 56	27	9	SWITCH/MAGNETIC ASSY	29	13		
SHIM/0. 58	27	10	SWITCH/OILPRESSURE	25	1		
SHIM/0. 80	27	11	TAPPET	12	6		
SHIM/INJECTION P/0. 1	21	3		28	11		
SHIM/INJECTION P/0. 2	21	4	THERMOMETER	25	2		
SHIM/INJECTION P/0. 3	21	2	THERMOSTAT	18	24		
SHIM/INJECTION P/0. 4	21	5	THRUSTPIECE	21	18		
SHIM/INJECTION P/0. 5	21	6	TURBOCHARGER ASSY	5	1		
SLEEVEFLANGE	28	8	VALVE, DELIVERY	28	3		
SNAPRING	28	13	VALVE/EXHAUST	12	2		
SOLENOID	25	5	VALVE/INTAKE	12	1		
SPACER	10	49	VALVE/RELIEF ASSY	10	32		
	27	14	WASHER	5	4		
SPACER/FAN/68	19	3		16	12		
SPACER/WATERPUMP	18	28	WASHER / M6	21	30		
SPRING	6	43	WASHER, SP/M 6	17	15		
	12	14		21	31		
	30	18		25	8		
SPRING, BRUSH	29	12	WASHER, SP/M 8	10	56		
SPRING, NOZZLE	27	12		10	58		
SPRING, RETURN	21	27	WASHER/08X14X01	10	18		
SPRING/DELIVERYVALVE	28	4		10	29		
SPRING/GOVERNOR	21	24		26	13		
SPRING/IDLE	21	33	WASHER/08X16X1. 2	10	10		
SPRING/PLUNGER	28	14	WASHER/9X22X2	24	4		
SPRING/RELIEF VALVE	10	34	WASHER/CORRUGATE	20	4		
SPRING/RETURN	29	18	WASHER/OILCOOLER	17	21		
SPRING/SETTING	21	23	WATERPUMP ASSY	18	1		
SPRING/STARTING	21	32	YOKE/STARTER ASSY	29	1		
SPRING/VALVE	12	3					

Alphabetical Index

1746-097-100-00

Description	Fig.Key	Description	Fig.Key	Description	Fig.Key
ACTUATOR ASSY	90 28	ARM COMP	54 41	ARM/SHIFT/SUB COMP	24 5
	91 32	ARM/1ST COMP	63 7		24 7
	59 14	ARM/2ND COMP	120 7		30 8
	60 20		121 7		31 8
	61 20		63 8	ARM/SUB COMP	30 10
ADAPTER/G3/8 ASSY	56 30	ARM/BOOM COMP	121 8	ARM/SUB/Q COMP	31 10
	56 46		62 15	BACKLE/TURN/M16	65 9
	57 30		119 15	BALL	21 4
	57 42	ARM/BRAKE	38 14		22 6
	59 22		39 14		24 4
ADAPTER/L/G1/4 ASSY	60 28	ARM/BRAKE SET	42 16		25 5
	61 28	ARM/BRAKE/LH COMP	38 24		26 5
	23 29		39 24		28 7
	56 73	ARM/BRAKE/RH COMP	38 25		107 16
	60 33		39 25		108 16
ADAPTER/L/PF1/4 ASSY	60 52	ARM/BUCKET COMP	62 16	BALL/STEERING ASSY	128 11
	60 54		119 16		128 11
	61 52	ARM/DIFF COMP	37 8		43 15
	61 54	ARM/DRAFT ASSY	55 24		86 11
	60 16	ARM/LEVER/4WD COMP	32 1		86 12
ADAPTER/L/PF3/8 ASSY	61 16	ARM/LEVER/MID COMP	107 38		87 11
	62 3		108 38		87 12
	62 5	ARM/LIFT/LH	53 24		88 11
	63 16	ARM/LIFT/RH	53 25		88 12
	63 18	ARM/MIRROR ASSY	82 17		89 15
ADAPTER/PF1/4 ASSY	119 3	ARM/PLATE	23 19	BAND, WIRE/140	90 16
	119 5		74 11		91 16
	120 14	ARM/PLATE/4WD COMP	25 7		92 1
	121 16	ARM/PLATE/MID COMP	107 30		92 3
	121 18		108 30		92 21
ADAPTER/PF1/4 ASSY	59 11	ARM/PLATE/PTO ASSY	34 7	BAND, WIRE/250	93 1
	60 18	ARM/PLATE/PTO COMP	26 8		93 17
	60 31	ARM/PTO ASSY	33 7		1 36
	61 18	ARM/SENSOR/1-2 COMP	23 17		86 8
	61 31	ARM/SENSOR/3-4 COMP	23 18		86 33
ADAPTOR/PF1/4 ASSY	56 71	ARM/SHIFT/1ST	22 9		87 8
ADAPTOR/TG1/4 ASSY	61 33	ARM/SHIFT/3RD	22 10		87 31
ADJUST SCREW (F)	127 5	ARM/SHIFT/4WD COMP	25 2		88 8
ARM	54 11	ARM/SHIFT/MAIN COMP	29 11		88 33
	97 19	ARM/SHIFT/MID COMP	107 26		91 46
ARM COMP	6 9	ARM/SHIFT/PTO COMP	107 36	BAND, WIRE/250	92 2
	54 5		108 26		92 5
	54 8		108 36		93 3
	54 30		26 6		96 7
	54 40	ARM/SHIFT/REVERSE	21 5		86 34

Alphabetical Index

1746-097-100-00

Description	Fig.Key	Description	Fig.Key	Description	Fig.Key
BAND, WIRE/250	87 32 88 34 92 4 93 2 96 8	BEARING/BALL	13 26 13 28 13 29 14 2 14 7	BEARING/NEEDLE BEARING/RELEASE BEARING/TAPERROLLER BOLT/SEAT SET	17 3 7 5 35 3 35 4 79 13
BAR	53 23		14 8	BOARD/WIREING ASSY	94 10
BAR COMP	75 14		14 11	BODY/CPA3/3	124 1
BAR SET	7 7		14 12	BOLT	23 10
BASE/LEVER COMP	62 22 119 22		14 15 14 16		36 28 53 9
BATTERY/80D26R ASSY	86 1 87 1 88 1		15 6 15 29 15 33		53 10 55 5 56 19
BEARING	81 5 82 5		15 39 16 4		57 19 59 6
BEARING, RB/6003ZZ	44 4 45 4		16 5 16 12		60 6 61 6
BEARING, RB/6004	66 25 67 25		17 5 17 6		62 7 62 8
BEARING, RB/6004SS	46 10		17 9		63 31
BEARING, RB/6010	51 24		17 10		68 3
BEARING, RB/6012	49 16		18 3		70 3
BEARING, RB/6013	35 13 51 23		18 10 36 10		72 4 73 4
BEARING, RB/6205NR	107 10		51 18		74 30
BEARING, RB/6209	108 10 36 11 36 25		51 21 51 39 51 44		80 3 119 7 119 8
BEARING, RB/6210	36 23		51 45		120 24
BEARING, RB/6211	35 12		107 19		121 30
BEARING, RB/6212	49 15		107 20		128 26
BEARING, TB/51104	66 15 67 15		108 19 108 20		128 26 46 18
BEARING/46CHI-32205R	49 2	BEARING/BALL 6305SH2	18 2	BOLT 7 M14	55 4
BEARING/BALL	12 4		18 7		68 2
	12 6 12 12 12 14 12 28 12 30	BEARING/NEEDLE	12 21 12 25 13 16 13 24 15 9		70 2 72 2 73 2 97 9 97 11
	12 31 13 4 13 6 13 12 13 14		15 17 15 19 15 27 15 31 16 10		97 15 97 22 97 24 107 45 35 9

Alphabetical Index

1746-097-100-00

Description	Fig.Key	Description	Fig.Key	Description	Fig.Key
BOLT, SEMS	53 22 60 50 61 50 97 17	BOLT/M12X30	47 3 51 50 99 3 99 6	BOLT/SET/M16X60 BOLT/SM/M08X20 BOLT/SM/M08X26 BOLT/SP	102 8 54 37 43 12 62 36
BOLT, SEMS (SP)	75 17		100 3		97 5
BOLT, SEMS/M8X65	56 49 57 45	BOLT/M12X32	100 6 47 2	BOLT/STUD	119 36 9 7
BOLT/(S)M8X55	23 33	BOLT/M12X35	20 5		9 8
BOLT/BATTERY	86 3 87 3		50 7 50 11		10 7 10 8
BOLT/HOLE/M4X8	88 3 31 14		50 19 53 11		11 7 11 8
BOLT/KNOB/M06X27	78 5	BOLT/M12X70	80 10		36 7
BOLT/M 6X70	126 42	BOLT/M14X25	69 2		62 9
BOLT/M 8X20	56 65	BOLT/M14X40	51 4		119 9
BOLT/M 8X30	57 61 1 23 8 4		51 13 101 5 102 5	BOOT	29 9 62 34 78 8
BOLT/M 8X40	44 12 45 12	BOLT/M14X45 BOLT/M14X50	47 6 113 2		81 4 82 4
BOLT/M 8X50	101 3 102 3	BOLT/M16X85	73 14 109 4	BOOT/HORN	119 34 89 42
BOLT/M 8X55	6 27		109 14		90 43
BOLT/M 8X65	5 28		110 4	BRACKET ASSY	54 32
BOLT/M08X28	29 6		110 14	BRACKET COMP	62 19
BOLT/M08X32	86 16 87 16	BOLT/M4X12 BOLT/M4X5	94 11 125 1		62 37 68 1
	88 16	BOLT/M5X30	98 5		70 1
BOLT/M10X100	58 5	BOLT/M8X16	22 11		75 16
BOLT/M10X120	54 34		29 14		119 19
BOLT/M10X120 9T	63 3 121 3 107 5 108 5	BOLT/M8X20 BOLT/M8X25 BOLT/M8X28 11T	46 13 62 24 119 24 122 7	BRACKET/AXLE COMP BRACKET/CHANGE	119 37 47 1 30 1 31 1
BOLT/M10X20	46 11		123 7	BRACKET/CLEANER COMP	3 7
BOLT/M10X80	58 6 120 3	BOLT/M8X50	56 50 57 46		4 8 55 2
BOLT/M12X20	80 7	BOLT/S	23 32	BRACKET/DRAFT ASSY BRACKET/DRAW BAR/E3	72 1
BOLT/M12X25	9 3 10 3		45 8 56 27	BRACKET/DRAW BAR/E4 BRACKET/FILTER	73 1 56 8
BOLT/M12X30	11 3 51 52 9 5 10 5 11 5		57 27 59 10 60 10 61 10	BRACKET/FILTER COMP BRACKET/FRAME COMP BRACKET/LH COMP	57 8 5 44 74 29 83 5
		BOLT/SET/M16X60	101 8		84 5

Alphabetical Index

1746-097-100-00

Description	Fig.Key	Description	Fig.Key	Description	Fig.Key
BRACKET/LH COMP	85 5	BUSH/16X18X15	30 9	CAP, PTO SHAFT	20 8
BRACKET/MOUNT/L COMP	80 1		31 9		107 24
BRACKET/MOUNT/R COMP	80 2		44 2		108 24
BRACKET/PARKING ASSY	42 19		45 2	CAP, TIRE VALVE	109 10
BRACKET/PARKING COMP	42 7		107 37		109 20
BRACKET/RADIATO COMP	1 20		108 37		110 10
BRACKET/RH COMP	83 6	BUSH/16X24X16	37 13		110 20
	84 6	BUSH/19X22X15	9 2		111 5
	85 6		10 2		111 10
BRACKET/SEAT/E COMP	79 11		11 2		112 5
BRACKET/SENSOR COMP	97 6	BUSH/20X23X20	8 2		112 10
BRACKET/SWITCH COMP	97 21		40 9		114 5
BRACKET/TANK	5 12		41 8		114 10
BRACKET/TANK COMP	5 46	BUSH/22X25X20	42 20		116 5
BRAKE/DISK	131 12	BUSH/25X28X20	32 2		116 10
BRAKE/PRESSURE	131 13		33 8		117 5
BULB	94 16		34 8		117 10
BULB, LAMP/12V21W	92 12	BUSH/30X34X25	55 3	CAP/30	1 28
	92 18		55 8	CAP/35	37 7
	93 8	BUSH/45X50X42	53 2	CAP/OIL (30)	53 19
	93 14	BUSH/50X55X42	53 3	CAP/SEAL/38	66 16
BULB/12V/45/40W	86 24	BUSH/62X67X20	50 5		67 16
	87 24	BUSH/65X70X44	50 15	CAP/TANK/NONLEA ASSY	5 4
	88 24	BUTTON	42 4	CARTRIDGE/20	56 5
BULB/12V/5W	93 19	CABLE	47 11		57 5
BULB/12V21-5W	93 9	CABLE/ACCELERATOR	6 12	CASE	35 8
	93 15	CABLE/BATTERY ASSY	86 6	CASE ASSY	94 15
BULB/12V21W	93 26		87 6		95 5
BULB/12V5W	93 27		88 6	CASE, BEVEL	66 12
BULB/BOOM SET	126 1	CABLE/META ASSY	89 49		67 12
BULB/BUCKET SET	126 21		91 47	CASE/BEVEL ASSY	66 10
BULB/LAMP/12V/1.7W	94 18	CABLE/PEDAL ASSY	6 16		67 10
BULB/LAMP/12V1W	89 34	CAM/BRAKE COMP	38 12	CASE/CYLINDER ASSY	53 1
	90 35		39 12	CASE/DIFF	35 7
	91 39	CAM/DRAFT COMP	55 22		49 9
BULB/LAMP/12V5W	92 13	CAP	1 2	CASE/FINAL/LH	51 1
	92 19		1 30		51 27
BUSH	44 3		43 2	CASE/FINAL/RH	51 8
	45 3	CAP, BLANK/72	20 4		51 32
BUSH, LEVER	1 27	CAP, BLANK/M10	51 31	CASE/PTO	107 2
	75 10		51 36		108 2
BUSH/10X12X20	62 13	CAP, BLANK/M12	50 10	CASE/TRANSMISSION/P	9 1
	119 13		50 18	CASE/TRANSMISSION/Q	10 1
BUSH/12X14X20	54 33	CAP, BLANK/M16	80 5	CASE/TRANSMISSION/RE	20 1
	55 25	CAP, OIL ASSY	51 11	CASE/TRANSMISSION/S	11 1

Alphabetical Index

1746-097-100-00

Description	Fig.Key		Description	Fig.Key		Description	Fig.Key	
CHAIN/CHECK/FRONT/A	65	10	COLLAR	128	7	COVER, PEDAL	44	10
CHAIN/CHECK/REA COMP	65	11	COLLAR (20X30X10)	66	13		45	10
CLAMP	48	8		67	13	COVER, PUMP	122	2
	86	19	COLLAR (35X50X2)	18	9		123	2
	87	19	COLLAR/07X11X20	91	25	COVER/BOX/TOOL COMP	83	20
CLAMP/12X36	88	19		91	29		84	20
	92	6	COLLAR/11X21X3	56	57		85	20
	63	27		57	53	COVER/CLUTCH/24 ASSY	7	1
	120	20	COLLAR/120	36	22	COVER/COLUMN/FRONT	43	6
	121	26	COLLAR/19X28X02	128	9	COVER/CORAM/REAR	43	7
CLAMP/WIRE/30-38	1	12		128	9	COVER/DASH	81	8
CLAMP/WIRE/36-44	1	11	COLLAR/26X35X03	14	10		82	9
	56	14	COLLAR/35X45X13	18	14	COVER/DVS2/074	126	7
	57	14	COLLAR/36X43X10	12	5		126	27
CLAMP/WIRE/49-60	3	10		13	5	COVER/FUSE	89	12
CLAMP/WORM/12-22	3	10	COLLAR/41X55X4	51	42		90	12
	4	11	COLLAR/48X52X17	49	3		91	12
	4	11	COLUMN ASSY	45	1	COVER/IQSHIFT COMP	23	5
	59	17	COLUMN/S ASSY	44	1	COVER/LAMP/LH	75	6
	60	23	CONNECTOR	1	13	COVER/LAMP/RH	75	7
CLANP/WORM/40-57	61	23	CONTROL/DRAFT SET	55	1	COVER/MID	19	1
	3	14	CONTROLLER/EP ASSY	96	3	COVER/OUTLET	58	1
	4	15	CONTROLLER/Q ASSY	97	1	COVER/REAR COMP	83	14
	3	12	CONTROLLER/STEERING	46	1		84	14
	4	13	COUPLER/QUICK/BODY	62	43		85	14
CLEANER AIR ASSY	3	1	COUPLING/18X30X55	15	5	COVER/ROD SET	129	6
CLEANER/AIR/W ASSY	4	1	COUPRING/16X27X55	48	3	COVER/SHAFT COMP	56	64
CLIP	3	3	COUPRING/21X36X65	18	4		57	60
	4	4	COVER	53	20	COVER/SHIELD	70	5
CLIP/HOSE/11-13	5	35		58	11		71	1
CLIP/HOSE/13. 8-14. 8	5	37		62	35	COVER/SHIELD COMP	68	5
	5	41		77	3	COVER/SIDE/LH COMP	76	1
	53	15		119	35	COVER/SIDE/RH COMP	76	6
	1	19		126	44	COVER/TANK COMP	5	14
	60	14		128	13	COVER/UNDER	81	12
CLIP/HOSE/7. 6-8. 2	61	14		128	13		82	13
	5	43	COVER ASSY	3	2	COVER/VALVE	56	48
	5	33		4	3		57	44
	1	34		95	8	COVER/WHEEL	51	47
	37	1	COVER COMP	74	15	CRANK/LIFT	53	34
CLUTCH/PTO ASSY	14	13	COVER, DUST	52	3	CUP	5	24
CLUTCH/S ASSY	12	23		52	8	CUP/FUEL	5	7
COLLAR	126	15	COVER, METAL	9	14	CUSHION, B/ RUBBER	74	2
	126	35		10	14		75	20
	128	7		11	14	CUSHION/RUBBER/10X25	1	25

Alphabetical Index

1746-097-100-00

Description	Fig.Key	Description	Fig.Key	Description	Fig.Key
CUSHION/RUBBER/10X25	74 4	FLANGEBOLT	3 8	FLANGEBOLT	39 29
CYLINDER ASSY	46 2		4 7		40 7
DIOD	90 15		4 9		42 6
	91 15		5 3		42 8
DIODE	89 6		5 13		42 21
	90 6		5 18		43 16
	91 6		5 39		44 8
DISK	109 3		5 45		46 16
	109 13		7 3		47 13
	110 3		12 2		48 9
	110 13		12 10		51 49
DISK/CLUTCH/240 COMP	7 2		12 33		53 18
DRAWBAR/E3	72 6		13 2		54 4
DRAWBAR/E4	73 6		13 10		54 16
DUMPER/HOOD ASSY	74 42		13 31		55 13
DUSTCOVER	129 1		15 2		56 3
	129 11		16 2		56 7
ELEMENT	5 27		19 2		56 9
ELEMENT ASSY	3 4		20 9		56 12
	4 5		21 8		56 15
ELEMENT/INNER ASSY	4 2		23 7		56 32
END, ROD RH ASSY	52 7		25 6		56 76
END, ROD/L•R ASSY	52 2		29 2		57 3
ESCUTCHEON	94 7		29 3		57 7
FENDER/LH COMP	77 1		29 5		57 9
FENDER/RH COMP	77 2		29 17		57 12
FILTER ASSY	5 19		30 2		57 15
FILTER/FUEL	5 47		30 13		57 32
FILTER/LINE/12X18X15	56 38		31 2		58 12
	60 9		31 15		59 19
	61 9		32 6		60 25
FILTER/PORT/09	60 49		33 10		60 36
	61 49		34 14		60 39
FILTER/SUCTION/20	56 4		35 6		61 25
	57 4		35 25		61 36
FLANGE/SUCTION/P/Q	60 4		36 3		61 39
	61 4		36 4		62 14
FLANGE/SUCTION/S	59 4		36 5		62 20
FLANGEBOLT	1 5		36 15		62 38
	1 16		37 17		63 6
	1 21		38 11		63 13
	2 5		38 22		63 26
	2 9		38 29		63 28
	2 10		39 11		63 32
	3 6		39 22		68 6

Alphabetical Index

1746-097-100-00

Description	Fig.Key	Description	Fig.Key	Description	Fig.Key
FLANGE BOLT	70 6	FLANGE BOLT	88 18	FLANGE BOLT	119 44
	71 2		88 31		120 6
	72 7		88 32		120 11
	73 7		89 17		120 19
	74 32		89 19		120 21
	74 34		89 21		120 25
	74 36		89 23		121 6
	74 39		89 25		121 13
	74 41		89 31		121 25
	74 45		89 48		121 27
	76 16		90 18	FLASHER ASSY	121 31
	76 18		90 19		89 20
	77 4		90 22		90 21
	78 3		90 24	FORK/SHIFT/1ST	22 3
	79 14		90 26		23 3
	81 2		90 32	FORK/SHIFT/3RD	22 4
	82 2		90 50		23 4
	82 18		90 52	FORK/SHIFT/DIFFLOCK	37 2
	82 20		91 18	FORK/SHIFT/PTO	26 2
	83 4		91 19	FORK/SHIFT/REVERSE	21 2
	83 7		91 22	FORK/SHIFT/SUB	24 2
	83 10		91 26	FRAME COMP	74 44
	83 15		91 30	FRAME/EEC/LH COMP	102 1
	83 17		91 36	FRAME/EEC/RH COMP	102 2
	83 19		92 20	FRAME/HOOD COMP	74 38
	84 4		93 16	FRAME/HOOD/LH COMP	74 33
	84 7		93 24	FRAME/HOOD/RH COMP	74 35
	84 10		96 6	FRAME/REAR/EEC/LH	100 1
	84 15		97 2	FRAME/REAR/EEC/RH	100 2
	84 17		97 7	FRAME/REAR/SAE/LH	99 1
	84 19		97 13	FRAME/REAR/SAE/RH	99 2
	85 4		97 20	FRAME/SAE/LH COMP	101 1
	85 7		107 4	FRAME/SAE/RH COMP	101 2
	85 10		107 13	FRAME/UPPER COMP	101 7
	85 15		107 25	FRAME/UPPER/EEC COMP	102 7
	85 17		107 28	FUSE (BLADE/32V15A)	89 8
	85 19		107 41		90 8
	86 10		108 4		91 8
	86 18		108 13	FUSE/BLADE/32V05A	89 10
	86 31		108 25		90 10
	86 32		108 28	FUSE/BLADE/32V10A	91 10
	87 10		108 41		89 9
	87 18		119 14		90 9
	87 30		119 20	FUSE/BLADE/32V20A	91 9
	88 10		119 38		89 7

Alphabetical Index

1746-097-100-00

Description	Fig.Key		Description	Fig.Key		Description	Fig.Key	
FUSE/BLADE/32V20A	90	7	GEAR/HERICAL/23	13	15	GRIP/MID/PTO	108	43
	91	7		13	23	GRIP/ORANGE	42	5
FUSE/SLOWBLOW	89	13	GEAR/HERICAL/23/P	12	24	GRIP/THROTTLE	6	2
	89	14	GEAR/HERICAL/32	12	29		27	2
	90	13		13	27		28	2
GASKET	90	14	GEAR/HERICAL/54	36	21	GROMMET/10X18X20	60	38
	91	13	GEAR/PUMP SET	123	1		61	38
	91	14	GEAR/SPUR/16	15	30	GROMMET/10X40X03	98	4
	2	2	GEAR/SPUR/19	107	14	GUIDE	29	4
	2	7		108	14	GUIDE/LEVER/LH COMP	78	1
GASKET/CASE/CYLINDER	53	4	GEAR/SPUR/20	15	26		78	9
GASKET/IQSHIFT	23	31	GEAR/SPUR/23	15	34	GUIDE/LEVER/LH/ COMP	78	10
GASKET/REVERSE	60	48	GEAR/SPUR/26	15	18	GUIDE/LEVER/RH COMP	78	2
	61	48		17	7	HANDLE	74	8
GASKET/SENSOR	97	4	GEAR/SPUR/30	15	35	HARNESS	92	11
GAUGE/FUEL ASSY	5	9	GEAR/SPUR/32	17	1		92	17
GAUGE/LEBEL	36	8	GEAR/SPUR/33	15	16		92	25
GEAR	94	4	GEAR/SPUR/34	16	6		93	7
GEAR, BEVEL	35	15	GEAR/SPUR/36-31	17	2		93	13
GEAR, BEVEL, RH COMP	66	11	GEAR/SPUR/37	15	36	HARNESS ASSY	86	7
	67	11	GEAR/SPUR/40	15	8		87	7
GEAR, BEVEL/20T	35	16		107	9		88	7
GEAR/08X42 SET	35	1		108	9	HARNESS, GLOW	86	37
GEAR/10-30	49	1	GEAR/SPUR/42	18	6		87	35
GEAR/14-21	18	1	GEAR/SPUR/43	15	37		88	37
GEAR/15-32	16	11	GLASS	94	8	HARNESS/JOINT/THERMO	86	35
GEAR/17-35	16	9		95	3		87	33
GEAR/27-25	12	11	GLIP/MAIN	29	15	HARNESS/LAMP	93	20
	13	11	GRILLE/EEC	75	1	HARNESS/MAIN/PE ASSY	91	5
GEAR/36-17	16	3	GRIP	62	26	HARNESS/MAIN/QE ASSY	90	5
GEAR/42-35	18	13		66	21	HARNESS/MAIN/SE ASSY	89	5
GEAR/BEVEL/10	66	23		67	21	HARNESS/OILPRESSURE	86	36
	67	23		119	26		87	34
GEAR/BEVEL/11	51	17	GRIP/03X17X74	55	41		88	36
	51	38		63	15	HARNESS/SOCKET ASSY	98	1
GEAR/BEVEL/14	49	11		120	13		98	3
GEAR/BEVEL/17	51	20		121	15	HARNESS/THERMOMETER	88	35
GEAR/BEVEL/46	51	41	GRIP/03X17X97	54	58	HEAD/SPOOL	128	2
GEAR/HELICAL/10	36	9	GRIP/07X34/OR	40	23		128	2
GEAR/HELICAL/18	12	3	GRIP/ASSIST	77	6	HEAD/SPOOL/074/1	126	11
	13	3	GRIP/CHANGE	30	14	HEAD/SPOOL/074/2	126	31
	14	1	GRIP/MAIN	32	7	HITCH/FRONT/E4 COMP	47	5
GEAR/HELICAL/23/P	12	19	GRIP/MID/PTO	33	11	HOLDER	6	20
GEAR/HELICAL/27	14	6		34	15	HOLDER COMP	63	5
	14	9		107	43		120	5

Alphabetical Index

1746-097-100-00

Description	Fig.Key	Description	Fig.Key	Description	Fig.Key
HOLDER COMP	121 5	HOSE/OIL	61 11	INSULATOR/LEVER/SUB	121 14
HOLDER COMP	43 14	HOSE/RADIATOR/INLET	1 10	INSULATOR/LEVER/SUB/	107 42
HOLDER/10	56 75	HOSE/RADIATOR/OUTLET	1 9		108 42
	60 35	HOSE/RETURN	59 16	INSULATOR/SIDE/LH	76 5
	61 35		60 22	INSULATOR/SIDE/RH	76 10
HOLDER/15	56 31		61 22	INSURATOR/MOUNT	80 6
	57 31	HOSE/RUBBER	1 32	JOINT ASSY	62 21
	60 37		1 33		119 21
	61 37		1 35	JOINT BALL M08LH	62 31
HOLDER/19	46 15	HOUSING ASSY	94 9		119 31
	59 18	HOUSING COMP	46 6	JOINT BALL M08RH	62 30
	60 24	HOUSING/AXLE	36 14		119 30
	61 24		50 1	JOINT/UNIVERSAL	27 4
HOLDER/GRILLE/E COMP	75 11	HUB/18X27X106	30 3		43 11
HOLDER/JE/9-9	9 17		31 3	JOINT/UNIVERSAL SET	27 3
	10 17	HUB/18X27X79	33 4	JOYSTICK/E3 SET	62 1
	11 17		34 4	JOYSTICK/E4 SET	119 1
HOOD COMP	74 1	HUB/25X40X58	16 7	KEY	89 4
HOOK	8 15	HUB/25X50X65	12 17		90 4
HOOK/FRONT/LH COMP	76 11	INSULATOR	1 6		91 4
HOOK/FRONT/RH COMP	76 12		1 7	KNOB	56 67
HOOK/REAR/LH COMP	76 13		1 8		57 63
HOOK/REAR/RH COMP	76 14		5 16		89 41
HOOK/TOPLINK	64 27		40 20		90 42
	65 25		41 19	KNOB/LIGHTING	91 45
HORN ASSY	86 30		47 12	LABEL/BATTERY	105 11
	88 30		72 11	LABEL/C	62 49
HOSE, DRAIN	1 18		73 11		119 49
HOSE/08X13X300	5 34		73 19	LABEL/CAUTION/BATTER	105 3
	5 36		74 6	LABEL/CONTROL/ENGINE	104 17
	5 40		76 2	LABEL/CONTROL/LH/P	104 14
HOSE/270	1 17		76 7	LABEL/CONTROL/LH/Q	104 11
HOSE/400	9 16		80 9	LABEL/CONTROL/LH/S	104 1
	10 16		80 14	LABEL/CONTROL/LINEAR	104 5
	11 16		82 7	LABEL/CONTROL/MAIN	104 8
HOSE/700	5 8	INSULATOR/6X9X680	75 8	LABEL/CONTROL/PARKIN	104 9
HOSE/700 ASSY	46 14	INSULATOR/DASH/E3	81 6	LABEL/CONTROL/RH/S	104 2
HOSE/80	56 13	INSULATOR/DASH/E4	82 6		104 15
	57 13	INSULATOR/LEVER/SUB	32 8	LABEL/CONTROL/SLOWRE	104 18
HOSE/BREATHER	53 14		33 12	LABEL/CONTROL/START	104 13
HOSE/FUEL/900 ASSY	5 31		34 16	LABEL/CONTROL/START/	104 4
	5 42		54 57	LABEL/CONTROL/SUB/Q	31 13
HOSE/INLET	3 13		55 40	LABEL/CONTROL/THROTT	104 6
	4 14		63 14	LABEL/D	62 50
HOSE/OIL	60 11		120 12		119 50

Alphabetical Index

1746-097-100-00

Description	Fig.Key	Description	Fig.Key	Description	Fig.Key
LABEL/DIFF	104 7	LENS	92 23	LINK	67 7
LABEL/DRIVE	105 1	LENS/LH/TAIL	92 9	LINK/DRAFT ASSY	55 7
LABEL/ETHER	105 6		92 10	LINK/DRAWBAR	73 12
LABEL/FUEL	105 12		93 5	LINK/FRONT COMP	64 8
LABEL/FUSE/E3	104 16	LENS/LH/TURN	93 6	LINK/LOWER COMP	64 1
LABEL/FUSE/E4	104 10	LENS/RH/TAIL	92 15		65 1
LABEL/FUSE/QE4	104 12		92 16	LINK/TOP/LH COMP	64 20
LABEL/LOADER	62 46		93 11		65 18
	119 46	LENS/RH/TURN	93 12	LINK/TOP/RH COMP	64 21
LABEL/MODE/PTO	89 35	LEVER	5 20		65 19
	90 36		89 40	LINKPIN	47 10
	91 40		90 41		64 26
LABEL/PORT/1ST	63 34	LEVER COMP	6 1		65 24
	120 27	LEVER COMP	66 20		72 10
	121 33		67 20		73 10
LABEL/PORT/2ND	63 35	LEVER/1ST	63 11		73 18
	121 34		120 10		101 14
LABEL/POSITION	89 44		121 11		102 14
	90 45	LEVER/2ND	63 12	LOCK-NUT	127 7
LABEL/PTO	105 9		121 12	LOCKPLATE COMP	40 3
LABEL/ROPS	105 14	LEVER/4WD COMP	32 5		41 3
LABEL/SHIFT	105 13		33 9	MARK/PORT/A	62 47
LABEL/SPEED/S	104 3	LEVER/DRAFT COMP	55 31		119 47
LABEL/SUBCON	63 33	LEVER/FRASHER	91 44	MARK/PORT/B	62 48
	120 26	LEVER/JOYSTICK COMP	62 23		119 48
	121 32		119 23	MAT/E	83 11
LABEL/TRAILER	105 8	LEVER/MAIN COMP	29 12		84 11
LABEL/W/FAN	105 2	LEVER/MID COMP	107 40		85 11
LABEL/W/RADIATOR	105 7		108 40	METAL/DIFF	35 24
LABEL/W/STARTER	105 10	LEVER/PARKING ASSY	42 1	METAL/INPUT	12 1
LABEL/WARNING/BELT	105 4	LEVER/PARKING COMP	40 22		13 1
LABEL/WARNING/HOT	105 5	LEVER/PLATE	54 55	METAL/MAIN	29 1
LAMP ASSY	95 6		55 38	METAL/MAIN COMP	15 1
	95 7	LEVER/PLATE COMP	54 49	METAL/MAIN/Q COMP	15 40
	95 12	LEVER/PTO COMP	34 9	METAL/PINION	35 5
LAMP/FRONT SET	93 25	LEVER/REVERSE COMP	27 1	METAL/PIVOT/FRONT	50 4
LAMP/HEAD ASSY	86 23		28 1	METAL/PIVOT/REA ASSY	50 14
	87 23	LEVER/SUB COMP	30 12	METAL/RELIEF	57 33
	88 23	LEVER/SUB/Q ASSY	31 12	METAL/REVERSE	12 32
LAMP/NUMBERPLAT SET	93 18	LEVER/SWITCH	89 27		13 30
LAMP/REAR/LH SET	92 8	LINING/13X50X3	6 3	METAL/SEAL	107 23
	93 4		54 50		108 23
LAMP/REAR/RH SET	92 14		55 32	METAL/SHIFT	25 1
	93 10	LINK	23 13	METAL/SPACER/LH	36 1
LAMP/TURNSIGNAL	92 22		66 7	METAL/SPACER/RH	36 2

Alphabetical Index

1746-097-100-00

Description	Fig.Key	Description	Fig.Key	Description	Fig.Key
METAL/SUB	16 1	NUT	56 62	NUT/M 6	87 21
METAL/SUB/Q	16 13		56 66		88 4
METAL/SYLINDER	46 17		57 23		88 21
METER ASSY	94 2		57 58	NUT/M08	35 10
	95 2		57 62		86 17
MIDPT0/E4/19/Q SET	107 1		59 2		87 17
MIRROR ASSY	82 16		60 2		88 17
MOLDING/FRONT	74 22		61 2	NUT/M10	36 16
MOLDING/LH	74 25		62 10		70 7
MOLDING/RH	74 26		62 25		71 3
MUFFLER COMP	2 1		62 29		72 8
	2 6		62 32		73 8
NET	1 3		68 7	NUT/M10X1.25	6 6
NET/GRILLE	75 2		74 13		43 3
NET/GRILLE/UNDER	75 3		75 12	NUT/M12	9 4
NIPPLE, GREASE	52 6		77 7		10 4
	52 11		80 15		11 4
NIPPLE, GREASE/B-M6F	66 17		86 13		20 6
	67 17		87 13		42 23
NIPPLE, GREASE/M6F	129 3		88 13		50 8
	129 13		101 4		50 12
NIPPLE, GREASE/PT1/8	38 23		102 4		50 20
	39 23		119 10		51 53
	42 18		119 25		54 38
	50 9		119 29		55 14
NIPPLE/GREASE	50 17		119 32		80 13
NUT	1 26		129 21	NUT/M12/LH	42 26
	2 4	NUT, ADAPTER/AN09	36 26	NUT/M14	47 8
	6 28	NUT, LH THREAD/M17	52 13		51 5
	8 5	NUT, LOCK	89 46		51 14
	8 9		90 48		113 4
	40 14	NUT, RING	5 25	NUT/M14X1.5	129 2
	40 21	NUT, SLOTTED/M12P1.25	52 4		129 12
	41 13		52 9	NUT/M16	64 4
	41 20	NUT, SPEED/P4	103 3		64 15
	42 13	NUT, SPEED/P6	74 24		65 5
	44 13		74 28		65 15
	45 13		75 5		66 2
	52 12	NUT, TOP LINK LOCK	64 23		67 2
	54 17		65 21		101 9
	54 46	NUT, U/M16	73 15		102 9
	54 54	NUT/M 6	23 21		109 5
	55 19		86 4		109 6
	55 37		86 21		109 15
	56 22		87 4		109 16

Alphabetical Index

1746-097-100-00

Description	Fig.Key		Description	Fig.Key		Description	Fig.Key	
NUT/M16	110	5	0-RING (1B) P044	129	18	0-RING/P14	60	17
	110	6	0-RING (1B) P75	53	30		61	17
	110	15	0-RING/G110	51	3		62	4
	110	16		51	10		62	6
NUT/M22	89	39	0-RING/G40	124	9		63	17
NUT/M25 NUT/M33X1.5 NUT/M6	90	40	0-RING/G75	50	2		63	19
	91	43	0-RING/P 7	23	6		107	29
	49	4		125	12		108	29
	35	2		128	25		119	4
	96	1		128	25		119	6
NUT/M8	97	25	0-RING/P 9	101	15		120	15
	2	8		102	15		121	17
	8	10	0-RING/P10	15	3		121	19
	40	13		56	42		125	10
	41	12		56	55		125	13
NUT/WASHER	42	10		57	38	0-RING/P16	127	3
	62	28		57	51		128	28
	74	3		58	4		128	28
	119	28		126	20		56	61
	1	22		126	40		57	57
	5	11	0-RING/P10A	126	45	0-RING/P18	58	9
	47	14		127	6		96	5
	47	16		5	22		118	2
	48	10	0-RING/P12	26	3		126	50
	54	56		56	43		56	53
	55	39		56	52	0-RING/P20	57	49
	63	29		57	39		101	13
	74	43		57	48		102	13
	75	15		58	3		124	3
	75	21		125	11		56	17
	77	5		126	6		56	26
	79	10		126	18		56	36
	79	12		126	26		56	41
	119	45		126	38		57	17
	120	22		126	46		57	26
O-RING	121	28	0-RING/P14	128	21		57	35
	56	37		128	21		59	5
	107	17		21	6		59	9
	108	17		24	6		60	5
	129	20		25	3		61	5
O-RING /P41	48	6		26	7	0-RING/P22	124	5
O-RING HS90 G50	122	4		53	6		127	9
	123	4		53	21		56	60
O-RING P6 HS90	122	6		56	44		57	56
	123	6		57	40		122	5

Alphabetical Index

1746-097-100-00

Description	Fig.Key	Description	Fig.Key	Description	Fig.Key
O-RING/P22	123 5	PANEL/INSTRUMEN ASSY	94 1	PIN COMP	39 20
O-RING/P26	124 4		95 1	PIN, HAIR	64 19
O-RING/P26 HS90	53 17	PANEL/SEAT COMP	83 16		65 12
O-RING/P28	56 2		84 16		66 31
	56 11		85 16		67 31
O-RING/P34	57 2	PANEL/SW/EU/S/H COMP	89 30		79 5
	57 11	PANEL/SWITCH/Q/E4	90 31	PIN, HAIR (19)	55 12
	48 7	PANEL/SWITCH/S/ COMP	91 35	PIN, SEAT SET	79 4
	50 16	PEDAL COMP	44 9	PIN, SNAP/6	63 10
	124 7		45 9		120 9
O-RING/P44	5 26	PEDAL ASSY	6 21		121 10
ORIFICE BOLT/1.5	23 27	PEDAL/BRAKE/LH SET	40 1	PIN, SP. (W)/5.0X16	38 10
ORNAMENT/ISEKI	103 1		41 1		39 10
ORNAMENT/ISEKI/LH	103 4	PEDAL/BRAKE/RH ASSY	40 8	PIN, SPLIT/1.6X15	78 7
ORNAMENT/POWERSHIFT	103 9		41 7	PIN, SPLIT/2 X15	6 14
ORNAMENT/POWERSHUTTL	103 10	PEDAL/CLUTCH ASSY	8 1		6 18
ORNAMENT/STEERING	103 7	PEDAL/DIFF ASSY	37 12		6 25
ORNAMENT/TG5330	103 6	PIN	7 8	PIN, SPLIT/2 X20	8 13
ORNAMENT/TG5330/RH	103 5		8 11		8 17
ORNAMENT/TG5390	103 8		9 10		30 7
PACKING	1 15		10 10		31 7
	1 31		11 10		32 11
	5 6		20 3		33 3
	51 12		23 8		34 3
	56 6		23 12		34 12
PACKING, OIL PUMP	57 6		27 7		37 10
	56 24		35 11		38 19
	57 22		36 6		39 19
PACKING/PISTON	129 19		40 15		40 17
PACKING/ROD	129 7		41 14		41 16
PACKING/RUBBER PAD	129 16		46 20		42 15
	5 10		51 7		43 4
	8 3		51 16		54 14
	40 18		51 48		54 22
PAD/20	89 16		54 45		54 29
PAD/720 PAD/BRAKE	90 17		55 16		55 21
	91 17		94 5		55 29
	5 17		107 7		107 35
	8 18		108 7		108 35
	41 17	PIN COMP	37 16	PIN, SPLIT/2.5X20	6 11
PANEL/DASH COMP	81 1	PIN (19X72)	66 8		28 4
	82 1		67 8		42 29
PANEL/FLOOR COMP	83 1	PIN 19X132	64 24		55 18
	84 1		65 22	PIN, SPLIT/2.5X25	6 7
PANEL/FLOOR/Q COMP	85 1	PIN COMP	38 20	PIN, SPLIT/3 X20	52 5

Alphabetical Index

1746-097-100-00

Description	Fig.Key	Description	Fig.Key	Description	Fig.Key
PIN, SPLIT/3 X20	52 10	PIN/06X31	121 9	PIN/SPRING	54 42
	54 48	PIN/08X25	37 4	PINION, DIFF/12T	35 14
	55 30	PIN/10X113	54 1		49 10
	64 10	PIN/10X25	42 27	PIPE (30)	127 10
	64 13	PIN/10X49	23 16	PIPE, BREATHER	9 15
PIN, SPLIT/3 X25 PIN, SPLIT/4 X30	65 14	PIN/12X128	54 36		10 15
	46 4	PIN/12X45	54 18		11 15
	64 7	PIN/12X48	64 9		53 13
	65 8		64 12	PIPE/1ST/A/E3 COMP	63 20
	66 5		64 18	PIPE/1ST/A/E4 COMP	120 16
PIN, SPRING PIN, SPRING/3 X16 W	66 9		65 13		121 20
	67 5	PIN/14X95	49 12	PIPE/1ST/B/E3 COMP	63 21
	67 9	PIN/16X23 COMP	44 7	PIPE/1ST/B/E4 COMP	120 17
	29 13		45 7		121 21
	54 26	PIN/16X50	55 10	PIPE/2ND/A/E3 COMP	63 22
PIN, SPRING/5 X18 W PIN, SPRING/5 X32 W	66 24	PIN/16X51	66 30	PIPE/2ND/A/E4 COMP	121 22
	67 24		67 30	PIPE/2ND/B/E3 COMP	63 23
	49 13	PIN/19X94	64 25	PIPE/2ND/B/E4 COMP	121 23
	66 14		65 23	PIPE/30	60 12
	67 14	PIN/20X58	101 12		61 12
PIN, SPRING/6 X25 W PIN, SPRING/6 X32 W PIN, SPRING/8 X28 W	23 14		102 12	PIPE/4WD/REAR COMP	48 5
	107 31	PIN/22X99	64 2	PIPE/BOOM/A COMP	119 39
	108 31		65 3	PIPE/BOOM/A/E3 COMP	62 39
	22 7		66 1	PIPE/BOOM/B COMP	119 40
	24 8		67 1	PIPE/BOOM/B/E3 COMP	62 40
	25 8	PIN/25X91	72 9	PIPE/BUCKET/A COMP	119 41
	26 9		73 9	PIPE/BUCKET/A/E COMP	62 41
	30 11	PIN/30X120 COMP	47 9	PIPE/BUCKET/B COMP	119 42
	31 11	PIN/30X162 COMP	73 17	PIPE/BUCKET/B/E COMP	62 42
	107 39	PIN/6X16	6 15	PIPE/CONTROL/PQ COMP	60 30
PIN, SPRING/8 X50 W PIN, TAPER/8X50	108 39		6 19		61 30
	53 32	PIN/6X42	34 10	PIPE/DEL/FRONT COMP	56 25
	40 2	PIN/A	124 11		57 25
	41 2	PIN/BRAKE COMP	38 21	PIPE/DEL/MID COMP	56 29
	42 17		39 21		57 29
PIN, TOP LINK PIN, YOKE A PIN/06X07 PIN/06X23	55 11	PIN/INSERT	13 19	PIPE/DEL/REAR COMP	56 45
	38 17		15 12		57 41
	39 17		15 22	PIPE/FILLER/OIL COMP	53 16
	74 16	PIN/SHIFT/DIFFLOCK	37 3	PIPE/INLET	3 9
	62 17	PIN/SNAP	62 18		3 11
PIN/06X25 PIN/06X31	119 17		74 5		4 10
	54 12		74 18		4 12
	28 3		119 18	PIPE/MAIN COMP	61 56
	63 9	PIN/SPRING	54 6	PIPE/PTO COMP	60 51
	120 8		54 31		61 51

Alphabetical Index

1746-097-100-00

Description	Fig.Key	Description	Fig.Key	Description	Fig.Key
PIPE/PTO/S COMP	56 70	PLATE/FRICTION	38 3	PLATE/SEPARATOR	130 8
PIPE/STEERING COMP	59 8		38 7		131 6
PIPE/STEERING/P COMP	60 15		39 3	PLATE/UNDER	76 17
	61 15		39 7	PLATE/Z/16X86	97 23
PIPE/SUC/FRONT COMP	56 16		130 7		107 44
	57 16		131 7	PLIERS/G150	106 3
PIPE/SUC/MID COMP	56 10	PLATE/GRILLE	47 15	PLUG	1 14
	57 10	PLATE/I, 13X40	97 28		124 8
PIPE/SUC/REAR COMP	56 1		107 48		125 8
	57 1	PLATE/I/16X116	86 9		125 9
PISTON	53 28		87 9		127 2
	130 1		88 9	PLUG ASSY	63 24
	131 1	PLATE/I/16X276 COMP	37 9	PLUG COMP	96 4
PISTON/A	124 2	PLATE/I/19X206	30 5	PLUG/7P	98 2
PISTON/B	124 6		31 5	PLUG/DUST ASSY	62 44
PLATE	5 5	PLATE/I/19X226	33 1	PLUG/G3/8 ASSY	53 5
	6 8		34 1	PLUG/M14	126 5
	12 9	PLATE/I/19X382	32 9		126 25
	13 9	PLATE/I/25X137	69 1		128 18
	38 9	PLATE/I/30X50	21 7		128 18
	39 9		107 27	PLUG/M18	58 8
	54 51		108 27		126 49
	55 33	PLATE/I/32X72	40 6	PLUG/M18 ASSY	118 1
	73 13	PLATE/I/75X132	29 16	PLUG/SCREW/SEAL	9 9
	89 47	PLATE/I/75X145	82 19		9 11
	90 49	PLATE/IR/19X65	5 2		10 9
	107 12	PLATE/JOY ASSY	62 12		10 11
	108 12		119 12		11 9
	128 23	PLATE/LH	38 27		11 11
	128 23		39 27		20 10
PLATE COMP	55 34	PLATE/MID	107 33		20 11
PLATE COMP	78 4		108 33		36 19
PLATE, RUBBER	5 15	PLATE/PARKING/A COMP	42 22		51 30
PLATE, SWITCH	89 29	PLATE/PARKING/B COMP	42 25		51 35
	90 30	PLATE/PRESSURE/LH	38 1		53 7
	91 34		39 1		53 8
PLATE/BACK	130 9	PLATE/PRESSURE/RH	38 5		56 28
	131 8		39 5		56 39
PLATE/BATTERY	86 2	PLATE/RH	38 28		57 28
	87 2		39 28		57 36
	88 2	PLATE/SENSOR COMP	97 10		57 37
PLATE/BUMPER	113 1	PLATE/SEPARATER	38 2		58 10
PLATE/CAM COMP	28 5		38 6		59 13
PLATE/DASH COMP	81 14		39 2		60 47
	82 15		39 6		61 47

Alphabetical Index

1746-097-100-00

Description	Fig.Key	Description	Fig.Key	Description	Fig.Key
PLUG/SCREW/SEAL	107 8	RELAY/4P ASSY	89 24	RING, SNAP/25 C	34 5
	108 8		90 25		38 26
	119 43		91 24		39 26
	120 18		91 27	RING, SNAP/30 C	15 38
	121 24		91 28	RING, SNAP/35 C	12 7
	125 14	RELAY/FLASHER/SAE	91 21		13 7
	126 48	RESERVETANK ASSY	1 29		14 3
	127 8	RESISTANCE	89 36		18 8
PLUG/SEAL	128 27		90 37		18 8
	128 27	RESISTANCE/1. 0	5 32	RING, SNAP/40 C	9 13
PLUG/SEAL/65	51 2	RING	51 46		10 13
	51 9		53 29		11 13
PLUG/SEAL/72X08	51 28		54 20	RING, SNAP/42 C	46 8
	51 33		129 9		66 27
POPET/073	125 6		129 15		67 27
POPET/074/2	126 3	RING, BACK UP	56 56	RING, SNAP/45 C	124 10
	126 23		57 52	RING, SNAP/47 C	9 12
POPPET	128 19	RING, HUB/150	115 1		10 12
	128 19	RING, SNAP	15 32		11 12
POPPET/CHECK	125 4		126 2	RING, SNAP/52 C	49 8
PROTECTOR, EDGE/120	89 18		126 22	RING, SNAP/8 E	54 9
	90 20		128 17	RING, SNAP/E10	55 23
	91 20		128 17		55 26
PTO/MID SET	108 1	RING, SNAP/ 9 E	125 2	RING/25	12 15
PUMP GEAR SET	122 1	RING, SNAP/14 C	28 10	RING/30	12 16
PUMP GEAR ASSY	59 1	RING, SNAP/16 C	37 15	RING/40	130 3
	60 1		40 25		131 5
	61 1	RING, SNAP/17 C	44 6	RING/96	130 2
PUMP/FUEL ASSY	5 38		45 6	RING/E	94 3
PUMP/GEAR/13. 2 ASSY	56 21	RING, SNAP/20C	41 6	RING/O	12 18
	57 21		46 7		23 30
PUSH CYLINDER ASSY	23 9		48 2		56 18
RADIATOR ASSY	1 1		66 26		56 72
RAIL/SLIDE/SEAT/L	79 8		67 26		56 74
RAIL/SLIDE/SEAT/R	79 9	RING, SNAP/21 C	56 58		57 18
REDUCE VALVE ASSY	60 8		57 54		58 2
	61 8	RING, SNAP/22 C	37 5		59 12
REFLECTOR ASSY	93 21		38 15		59 15
RELAY ASSY	90 23		39 15		59 21
	91 23	RING, SNAP/25 C	16 8		59 23
RELAY/35A ASSY	86 38		27 8		60 13
	87 36		30 4		60 19
	88 38		31 4		60 21
RELAY/4P	90 51		32 4		60 27
RELAY/4P ASSY	89 22		33 5		60 29

Alphabetical Index

1746-097-100-00

Description	Fig.Key		Description	Fig.Key		Description	Fig.Key	
RING/O	60	32	RING/SNAP/WR35	15	15	RUBBER, CUSHION	82	3
	60	34		15	25	S. W	122	8
	60	53	RING/SYNCHRONIZER	13	21		123	8
	60	55		15	14	SCREW	43	8
	61	13		15	24		75	13
	61	19	RINGNUT	89	2		76	4
	61	21		90	2		76	9
	61	27		91	2		94	12
	61	29	RIVET	81	11		95	9
	61	32		82	12		95	10
	61	34	RIVET, BLIND	75	19	SCREW SEEMS/M6X16	6	22
	61	53	RIVET/BLIND	83	21	SCREW, SEMS	126	17
	61	55		83	23		126	37
	63	25		84	21	SCREW/4X16	94	14
	126	19		84	23	SCREW/6X20	94	22
RING/SNAP	126	39	ROD	85	21	SCREW/M4X30	97	27
	126	47		85	23		107	47
	127	11		42	2	SCREW/M5X12	54	59
	12	34		53	31		86	29
	13	32		54	23		87	29
	14	5	ROD COMP	6	23		88	29
	17	4		40	11	SCREW/M6X25	86	25
	20	2		41	10		87	25
	29	8	ROD, CLUTCH B COMP	40	10		88	25
	35	23		41	9	SCREW/M6X35	56	68
	36	12	ROD/65 COMP	8	6		57	64
	36	13	ROD/90 RH	42	12	SCREW/SOCKET	23	28
	36	18	ROD/DRAFT	55	15		60	44
	49	17		55	27		61	44
	49	18	ROD/FORK COMP	38	16		128	15
	51	19		39	16		128	15
	51	25	ROD/FORK/E3 COMP	66	29	SCREW/SP	75	9
	51	26	ROD/FORK/E4 COMP	67	29		81	9
	51	29	ROD/FORK/LH/E3 COMP	66	6		81	13
	51	34	ROD/FORK/LH/E4 COMP	67	6		82	10
RING/SNAP/CH100	53	27	ROD/LH/220 COMP	8	7		82	14
	62	45	ROD/LH/M08X205	42	9		86	39
	107	3	ROD/M08X120	54	44		87	37
	108	3	ROD/M12X80	42	24		88	39
	130	10	ROD/M8X234 COMP	62	27		89	28
RING/SNAP/CH102	131	9		119	27		90	29
RING/SNAP/CS105	131	14	ROD/PISTON COMP	129	5		91	33
RING/SNAP/CS40	130	6	ROD/TIE	52	1		94	20
	131	11	RODEND/RH ASSY	129	10		95	13
RING/SNAP/WR30	13	22	RUBBER, CUSHION	81	3	SCREW/TAPPING	94	13

Alphabetical Index

1746-097-100-00

Description	Fig.Key		Description	Fig.Key		Description	Fig.Key	
SCREW/TRUSS/M06X16	81	10	SHAFT	27	5	SLEEVE/DETENT	128	10
	82	11		46	5		129	4
	83	12		50	22		129	14
	84	12		50	23	SOCKET	94	17
	85	12		51	37		94	19
SCREWDRIVER ASSY	106	4	SHAFT COMP	107	11	SOLENOID/03/2 SET	23	26
SEAL, DUST	56	59		108	11		60	43
SEAL, OIL	57	55		27	6		61	43
	18	11		35	19	SPACER	94	21
	51	43		17	8	SPANNER, BOX/22	106	1
SEAL, OIL/21	123	3	SHAFT/4WD/511	48	1	SPANNER/10X12	106	5
	49	7	SHAFT/DRIVE/PTO	14	14	SPANNER/14X17	106	6
	122	3	SHAFT/MAIN	15	4	SPANNER/19X22	106	7
	66	28	SHAFT/PTO	18	5	SPANNER/24X27	106	8
	67	28		18	12	SPOOL/DELECT	128	22
SEAL, OIL/TC22358	37	6	SHAFT/PTO/E3	107	18	SPRING	128	22
SEAL, OIL/TC25407	38	13		108	18		13	20
	39	13		13	13		15	13
SEAL, OIL/TC355008	14	4	SHAFT/REVERSE COMP	12	13		15	23
	12	8	SHAFT/SLOWRETURN	56	63		29	7
SEAL, OIL/TC4, 14247	13	8	SHAFT/STEERING	57	59		42	3
	128	6		44	5		44	11
	128	6		45	5		45	11
	128	16		43	9		54	15
	128	16		43	10		54	24
SEAL, OIL/TC45609	53	26	SHAFT/WHEEL	36	20		54	43
SEAL, OIL/VC12255	23	22		51	40		65	2
SEAL, OIL/VC16244	54	2		49	5		75	18
SEAL/DUST	129	8		49	6		76	3
	129	17		35	21		76	8
SEAL/OIL	17	11	SHIM/0.2	35	20		83	22
	46	9	SHROUD	1	4		84	22
	50	6	SLEEVE	7	4		85	22
	107	22		13	18		125	5
	108	22		15	11		126	4
SEAL/OIL ASSY	36	24		15	21		126	24
	51	22		107	21		128	20
SEALRING	131	2		108	21		128	20
	131	3		126	12		131	4
SEAT/BACK COMP	79	3		126	32	SPRING PIN (W)	128	24
SEAT/CUSHION COMP	79	1	SLEEVE/DETENT	128	8		128	24
SEAT/SUS ASSY	79	6		128	8		127	4
SENSOR ASSY	97	8		126	13		127	1
SENSOR/ANGLE/R ASSY	97	3		126	33		40	4
SENSOR/REVOLUTION/L	97	12		128	10		41	4

Alphabetical Index

1746-097-100-00

Description	Fig.Key		Description	Fig.Key		Description	Fig.Key	
SPRING, LOCK	66	18	SPRING/PLATE/03	61	46	STEP/SUB/LH COMP	83	18
	67	18	SPRING/WASHER	54	52		84	18
	6	4		55	35		85	18
SPRING, PRESS/22	25	4	SPRING/WAVE	131	15	STOPPER	54	3
SPRING, SHIFTER	107	15	STABILIZER/FRON COMP	64	11	STOPPER, SPRING	126	10
SPRING, TENSION/31	108	15	STABILIZER/REAR COMP	64	14	STOPPER/SPRING/A	126	30
	7	6	STAY COMP	74	40		128	3
	5	21	STAY/CONTROLLER	96	2		128	3
SPRING, VALVE	55	9	STAY/LAMP/LH COMP	86	27	STOPPER/SPRING/B	128	4
SPRING/DRAFT	130	4		87	27		128	4
SPRING/HC								
SPRING/HC015	128	12	STAY/LAMP/RH COMP	88	27	STRAP, GROUND	86	15
	128	12		86	28		87	15
	86	26		87	28		88	15
	87	26		88	28	STUD/M14X35	50	3
	88	26		63	30	SUSPENSION/SEAT	79	7
SPRING/HC016								
SPRING/HC018	125	7	STAY/PLATE/LH	120	23	SWITCH ASSY	89	26
	23	25		121	29		89	43
	60	45		83	2		90	44
	61	45		84	2	SWITCH ASSY	90	46
	21	3		85	2		89	38
SPRING/HC020								
SPRING/HC022	22	5	STAY/PLATE/RH	83	3	SWITCH, SAFETY ASSY	90	39
	28	8		84	3		97	26
	24	3		85	3		107	46
	26	4	STAY/REFLECTOR COMP	93	23	SWITCH, STOP	89	45
	28	6	STAY/SENSOR COMP	97	16		90	47
SPRING/HC023								
SPRING/HC028	125	3	STAY/SHIFT/1ST	22	1	SWITCH/ALTERNAT ASSY	89	33
	126	16		23	1		90	34
	126	36		22	2		91	38
	128	5	STAY/SHIFT/3RD	23	2	SWITCH/COMBINATION	91	42
	128	5	STAY/SHIFT/PTO	26	1	SWITCH/HAZARD ASSY	89	37
SPRING/HC042								
SPRING/HC043	126	9	STAY/SHIFT/REVERSE	21	1	SWITCH/LEVER ASSY	90	38
	126	29	STAY/SHIFT/SUB	24	1		91	41
	74	19	STEEL BALL	124	12		97	18
SPRING/HE036	40	24	STEELBALL	38	4	SWITCH/PTO ASSY	89	32
SPRING/HE044	6	26		38	8		90	33
SPRING/HE060								
SPRING/HE089	74	14	STEP/LH COMP	39	4	SWITCH/ROTARY/E ASSY	91	37
	8	14		39	8		89	1
	37	11		126	14		90	1
	38	30		126	34	SWITCH/ROTARY ASSY	91	1
	39	30		83	8	SWITCH/SEAT ASSY	79	2
SPRING/HE095								
SPRING/PLATE	40	19	STEP/LH/Q COMP	84	8	SWITCH/SENSOR ASSY	97	14
	41	18		85	8		90	27
	34	13		83	9		91	31
	23	24		84	9	SYNCHRONIZER/30 ASSY	13	17
	60	46		85	9	SYNCHRONIZER/35 ASSY	15	10
SPRING/PLATE/03								

Alphabetical Index

1746-097-100-00

Description	Fig.Key		Description	Fig.Key		Description	Fig.Key	
SYNCHRONIZER/35 ASSY	15	20	TUBE	111	4	VALVE/CONTROL ASSY	62	2
TANK/FUEL	5	1		111	9		63	2
TAPE/10X20	93	22		112	4		119	2
TIRE, F. TURF L. H ASSY	117	1		112	9		120	2
TIRE, F. TURF R. H ASSY	117	6		117	4		121	2
TIRE, F. TURF212-80-15	117	3		117	9	VALVE/FROCON SET	56	35
	117	8	TUBE/06X10X20	74	20	VALVE/FROCON ASSY	56	54
TIRE, R. TURF L. H ASSY	112	1	TUBE/07X09X30	74	37		57	50
TIRE, R. TURF LH ASSY	111	3		76	15	VALVE/LINEAR ASSY	60	40
	111	8	TUBE/120	86	20		61	40
	112	3		87	20	VALVE/PRV/B ASSY	60	41
	112	8		88	20		61	41
TIRE, R. TURF R. H ASSY	112	6		92	7	VALVE/PRV/G ASSY	56	34
TIRE/12. 4-24-4PR	109	8	TUBE/13. 6/12-24	110	9		60	42
	109	18		110	19		61	42
TIRE/13. 6-24-4	110	8	TUBE/14X17X90	30	15	VALVE/RELIEF ASSY	56	40
	110	18	TUBE/450 COMP	48	4		57	34
TIRE/7-16-4	116	3	TUBE/EEC COMP	100	5	VALVE/REMOTE/1R/E4	120	1
	116	8	TUBE/SAE COMP	99	5	VALVE/REMOTE/2R/E3	63	1
TIRE/8-16-4	114	3	TUBE/TIRE/7-16	116	4	VALVE/REMOTE/2R/E4	121	1
	114	8		116	9	VALVE/S ASSY	23	23
TIRE/8-16-4/LH ASSY	114	1	TUBE/TIRE/8-16	114	4	VIS	5	23
TIRE/8-16-4/RH ASSY	114	6		114	9	WASH	131	10
TIRE/LH ASSY	109	1	TURNBUCKLE/M8	8	8	WASHER	36	27
	110	1		40	12		37	14
TIRE/RH ASSY	116	1		41	11		74	10
	109	11	TURNBUCKLE COMP	42	11		89	3
	110	11		64	22		90	3
	116	6		65	20		91	3
TIRE/TURF/LH ASSY	111	1	U-NUT	40	5		94	6
TIRE/TURF/RH ASSY	111	6		41	5		130	5
TOOL/FUSE	89	11	UNION/STRAIGHT/ ASSY	59	20	WASHER / M16	64	6
	90	11		60	26		64	17
	91	11		61	26		65	7
TRAY/BOTTLE	77	10	UNIT/LCD ASSY	95	11		65	17
TRIM ASSY	95	4	VALVE	3	5		66	4
TRIM/1430	1	39		4	6		67	4
TRIM/150	74	7	VALVE ASSY	56	33		101	11
	81	7	VALVE SET	128	1		102	11
	82	8		128	1	WASHER / M6	6	13
TRIM/20	74	21	VALVE, RELIEF ASSY	56	51		6	17
TRIM/420	1	38		57	47		6	24
TRIM/980	1	37	VALVE/12V27W	92	24		8	16
TUBE	109	9	VALVE/CONTROL ASSY	56	47		34	11
	109	19		57	43		54	13

Description	Fig.Key	Description	Fig.Key	Description	Fig.Key
WASHER / M6	66 22	WASHER, SP/M 8	54 19	WASHER, SP/M14	47 7
	67 22		56 23		51 6
	74 17		57 24		51 15
	86 5		59 3		55 6
	87 5		60 3		68 4
WASHER /M12	88 5		61 3		69 3
	54 39		62 33		70 4
	92 26		86 14		72 5
	5 30		87 14		73 5
	8 12		88 14		101 6
	30 6	WASHER, SP/M10	119 33	WASHER, SP/M16	102 6
	31 6		128 14		113 3
	32 10		128 14		36 29
	33 2		2 3		64 5
	34 2		36 17		64 16
	38 18		46 12		65 6
	39 18		54 35		65 16
	40 16		58 7		66 3
	41 15		62 11		67 3
	42 14		63 4		72 3
	54 21		74 31		73 3
	54 25		77 8		73 16
	54 28		107 6		80 4
	54 47		108 6		101 10
	55 17		119 11		102 10
	55 28	WASHER, SP/M12	120 4	WASHER/07X18X01	109 7
	74 12		121 4		109 17
	77 9		9 6		110 7
	107 34		10 6		110 17
	108 34		11 6		83 13
WASHER, SP/M 6	23 11		20 7	WASHER/10X17X2 WASHER/12X25X02 WASHER/13X44X06	84 13
	23 20		47 4		85 13
	56 20		50 13		126 41
	56 69		50 21		74 9
	57 20		51 51		80 11
	57 65		52 14	WASHER/15X24X2	28 9
	59 7		53 12	WASHER/19X28X02	126 8
	60 7		80 8		126 28
	61 7		80 12	WASHER/19X30X03	64 3
	86 22		99 4		65 4
WASHER, SP/M 8	87 22	WASHER, SP/M14	99 7	WASHER/20X40X03	12 26
	88 22		100 4		13 25
	126 43		100 7		15 7
	5 29		46 3	WASHER/24X9X3. 2	1 24
	43 13		46 19	WASHER/25X43X02	12 27

Alphabetical Index

1746-097-100-00

Description	Fig.Key	Description	Fig.Key	Description	Fig.Key
WASHER/25X46X03	12 20				
	15 28				
WASHER/26X35X1	32 3				
	33 6				
	34 6				
WASHER/36X46X02	12 22				
WASHER/43X58X01	35 17				
WASHER/6X14X3	74 23				
	74 27				
	75 4				
WASHER/6X24X2	103 2				
	78 6				
WASHER/80X100X03	35 22				
WASHER/M10	6 5				
	6 10				
	42 28				
	43 5				
	54 10				
	54 53				
	55 20				
	55 36				
	68 8				
WASHER/PINION	35 18				
WHEEL/15X7JA COMP	117 2				
	117 7				
WHEEL/16X5.50F COMP	114 2				
	114 7				
	116 2				
	116 7				
WHEEL/20XW11 COMP	111 2				
	111 7				
	112 2				
	112 7				
WHEEL/24XW10 COMP	109 2				
	109 12				
WHEEL/24XW11 COMP	110 2				
	110 12				
WHEEL/STEERING ASSY	43 1				
WRENCH, SOCKET/17X19	106 2				