

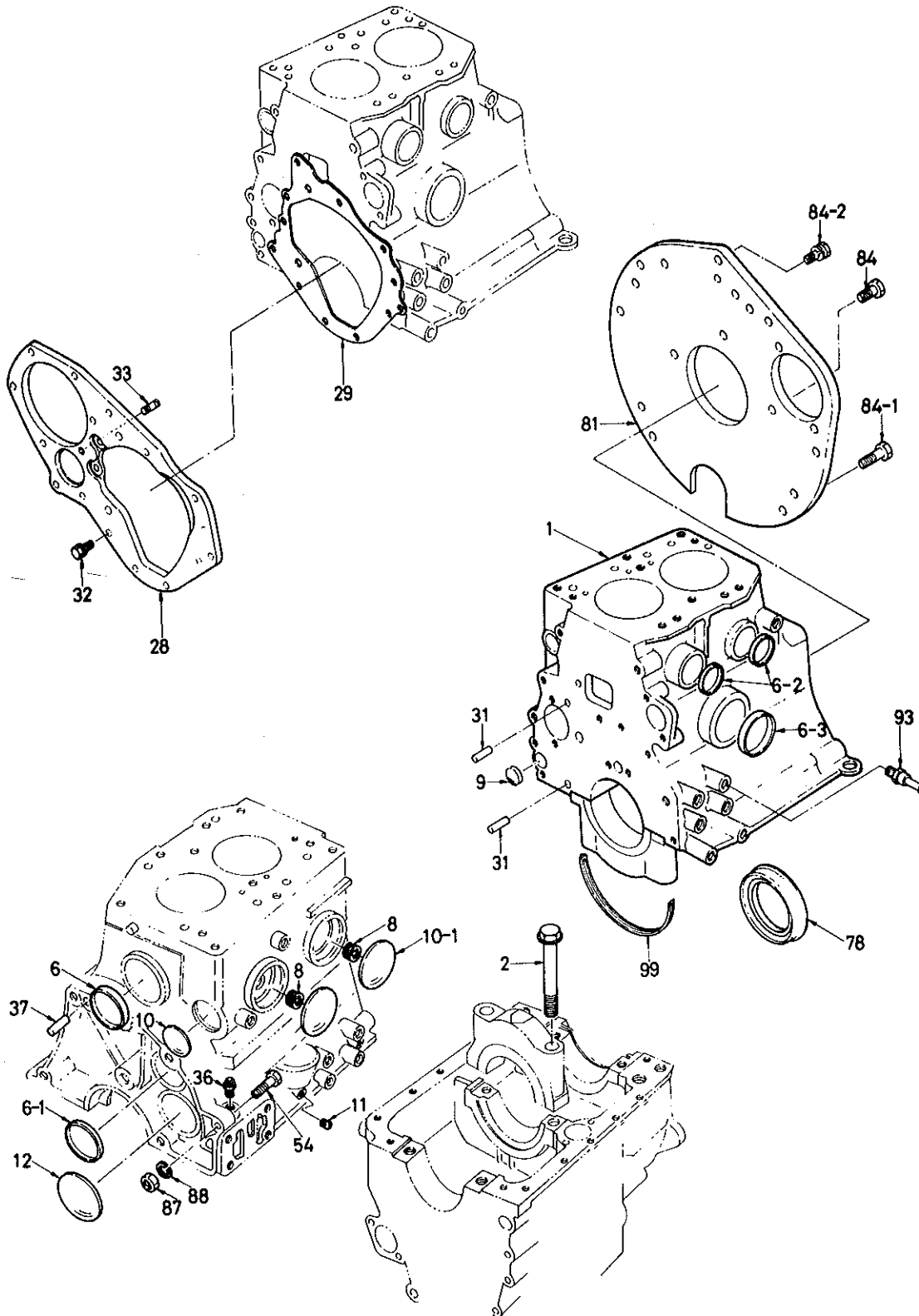
0

0

Ref No. Réf N°.	Parts No. Pièces N°.	Description Désignation	Model & Q'ty Modél & Quant		Remarks Remarques
			S	LF	
1- 1	5681-111-0097-1	HEAD, CYL ASSY Culasse	1	1	511110-0971
1- 3	5691-112-9006-0	CUP, SEALING R. Pastille	1	1	911129-0060
1- 3-1	5691-112-9081-0	CUP, SEALING LW Pastille	2	2	911129-0810
1- 3-2	5691-112-9082-0	CUP, SEALING UP Pastille	2	2	911129-0820
1- 3-3	5691-112-9083-0	CUP, SEALING UP Pastille	2	2	911129-0830
1- 4	5690-986-0522-0	PLUG Boisseau	2	2	909860-5220
1- 5	5690-920-2308-0	PLUG, SCREW Boisseau	1	1	909202-3080
1- 6	5690-992-0843-0	PACKING, PLUG Joint	1	1	909920-8430
1- 7	5691-171-5054-0	INSERT, VALVE SEAT INLET Insertion	2	2	911715-0540
1- 8	5691-171-1066-0	INSERT, VALVE SEAT EXH Insertion	2	2	911711-0660
1- 9	5691-172-1113-0	GUIDE, VALVE INLET Guide soupape	2	2	911721-1130
1- 9-1	5691-172-1159-0	GUIDE, VALVE EXH Guide soupape	2	2	911721-1590
1-10	5690-966-4034-0	PLUG Boisseau	1	1	909664-0340
1-11	5681-256-9004-0	SEAL, VALVE Joint	4	4	512569-0040
1-14	5691-115-0187-0	PLUG, HOT Boigie a incandescence	2	2	911150-1870
1-21	5691-114-1641-0	GASKET, CYL HEAD Joint	1	1	911141-6410
1-22	5680-900-9036-0	BOLT, CYL HEAD Vis	11	11	509009-0360
1-29	5681-117-0083-0	COVER, CYL HEAD Cache culbuteurs	1	1	511170-0830
1-30	5691-175-0602-0	CAP, OIL FILLER Bouchon	1	1	911750-6020
1-31	5691-117-9105-0	WASHER Rondelle	2	2	911179-1050
1-32	5691-117-9030-0	PACKING, COVER NUT Joint	2	2	911179-0300
1-34	5690-983-0212-0	STUD, HEAD COVER Goujon	2	2	909830-2120
1-35	5691-117-5011-0	NUT, HEAD COVER Ecrou	2	2	911175-0110
1-49	5681-117-3005-0	PACKING Joint	1	1	511173-0050
1-50	5688-588-5367-0	MARK, CAUTION Etiquette	1	1	585885-3670

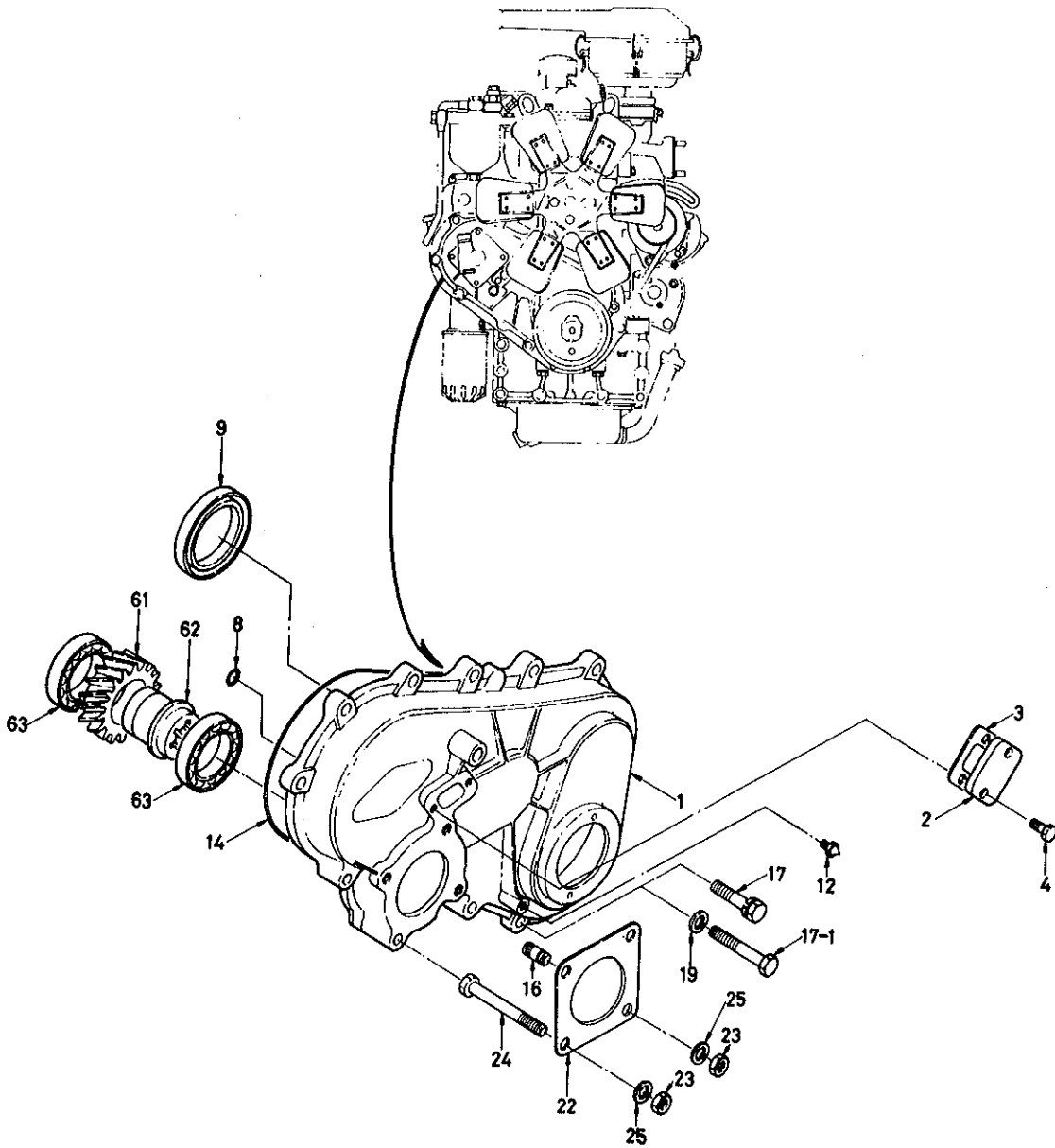
Fig. 2

CYLINDER BODY AND OTHER PARTS
Bloc-cylindres



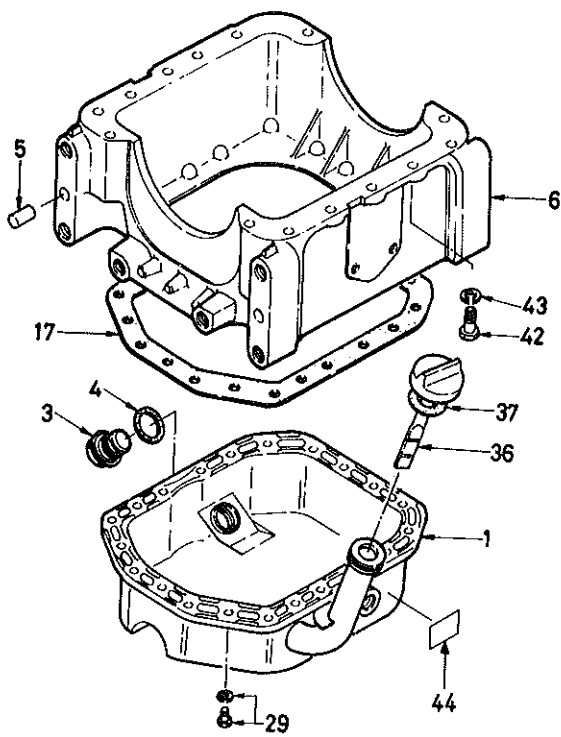
Ref No. Réf N°.	Parts No. Pièces N°.	Description Désignation	Model & Q'ty Modél & Quant		Remarks Remarques
			S	LF	
2- 1	5691-121-7803-2	BODY, CYL ASSY Carter	1	1	911217-8032
2- 2	5690-930-2591-0	BOLT Vis	6	6	909802-5910
2- 6	5691-121-9195-0	CUP, SEALING R. Pastille	1	1	911219-1950
2- 6-1	5691-121-9005-0	CUP, SEALING R. Pastille	1	1	911219-0050
2- 6-2	5691-121-9006-0	CUP, SEALING LH Pastille	2	2	911219-0060
2- 6-3	5691-112-9006-0	CUP, SEALING LH Pastille	1	1	911129-0060
2- 8	5690-966-4034-0	PLUG, TAPPET CHAMBER Boisseau	2	2	909664-0340
2- 9	5690-920-1318-0	PLUG, OIL GALLERY Boisseau	2	2	909201-3180
2-10	5690-920-1328-0	PLUG, TAPPET CHAMBER Boisseau	2	2	909201-3280
2-10-1	5690-920-1345-0	PLUG, TAPPET CHAMBER Boisseau	2	2	909201-3450
2-11	5680-960-5019-0	PLUG Boisseau	1	1	509605-0190
2-12	5690-920-1356-0	PLUG Boisseau	1	1	909201-3560
2-28	5691-131-1806-0	PLATE Plaque av.	1	1	911311-8060
2-29	5681-131-2011-1	PACKING Joint	1	1	511312-0111
2-31	5690-815-1030-0	PIN, STRAIGHT Goupille	2	2	908151-0300
2-32	5690-190-0227-0	BOLT, SEMS Vis	3	3	901900-2270
2-33	5690-411-0822-0	STUD Goujon	2	2	904110-8220
2-36	5690-990-2299-0	NIPPLE Raccord	1	1	909902-2990
2-37	5690-816-1032-0	PIN, STRAIGHT Goupille	1	1	908161-0320
2-54	5698-911-2911-0	BOLT Vis	1	1	989112-9110
X 2-78	5690-992-4449-0 5680-962-5036-0	SEAL, ORANKSHAFT Joint	1	1	909924-4490 (B) info n° 81-34 (5/5) Dec. 26, '81.
2-81	5681-134-1061-0	PLATE, R. Plaque ar.	1	1	511341-0610
2-84	5690-191-1025-0	BOLT Vis	3	3	901911-0250
2-84-1	5690-193-1230-0	BOLT / M12x25 Vis	2	2	901931-2300
2-84-2	5690-191-1020-0	BOLT, SEMS/M10x20 Vis	3	3	901911-0200
2-87	5690-911-0510-0	NUT/M10 Ecreu	1	1	909110-5100
2-88	5690-915-0510-0	WASHER, SP/M10 Rondelle frein	1	1	909150-5100
2-93	5681-372-1028-0	PIPE, WATER DRAIN Conduit	1	1	513721-0280
2-99	5691-125-8108-0	PACKING Joint	2	2	911258-1080

Fig. 3 TIMING GEAR CASE AND TIMING GEAR
Carter de distribution



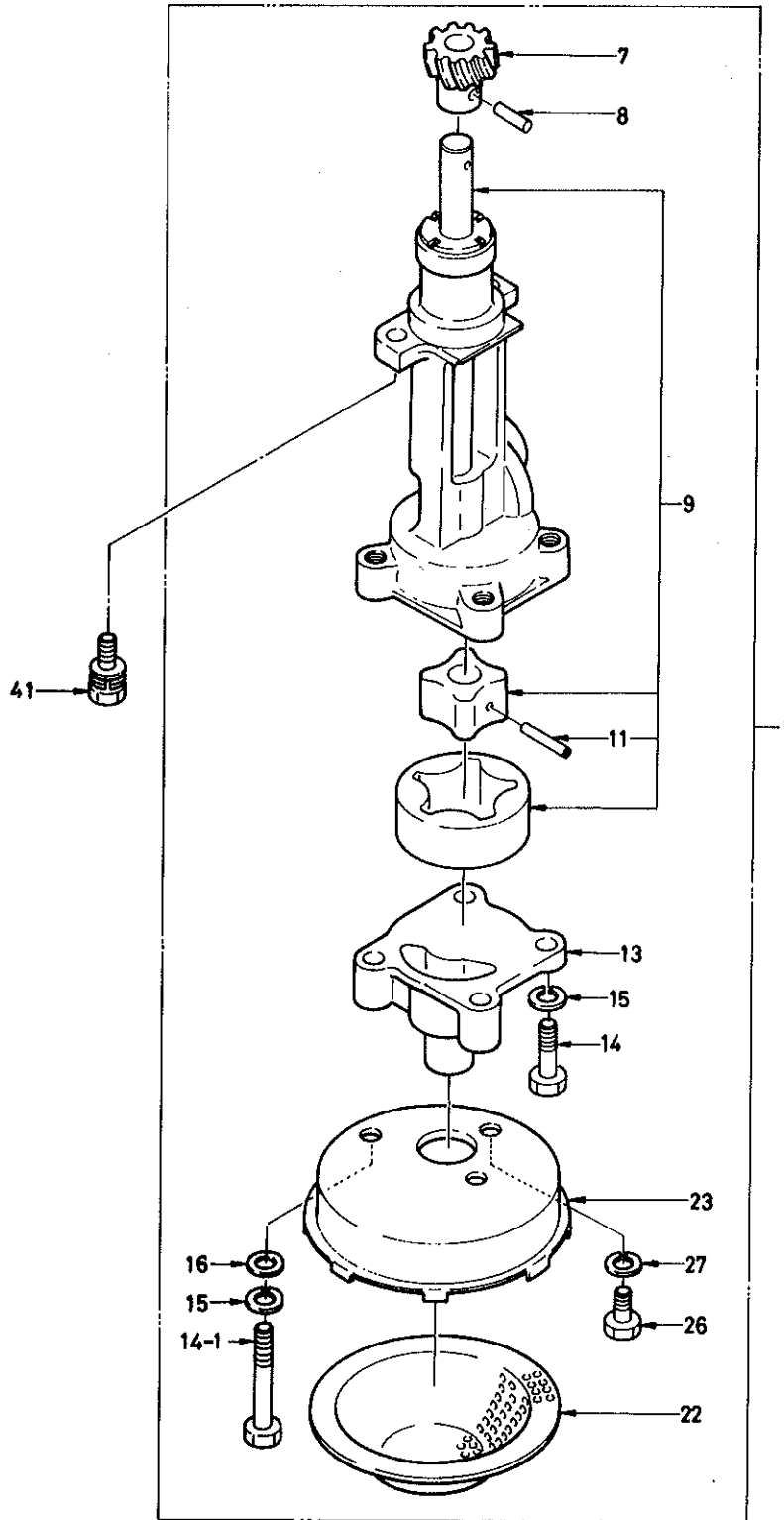
Ref No. Réf N°.	Parts No. Pièces N°.	Description Désignation	Model & Q'ty Modél & Quant		Remarks Remarques
			S	LF	
3- 1	5691-131-1807-1	CASE, TIMING GEAR Carter de distribution	1	1	911311-8071
3- 2	5691-132-1137-0	COVER, GEAR CASE Couvercle	1	1	911321-1370
3- 3	5691-132-2066-0	PACKING Joint	1	1	911322-0660
3- 4	5690-190-0612-0	BOLT/M6×12 Vis	2	2	901900-6120
3- 8	5691-131-2046-0	PACKING, GEAR CASE Joint	1	1	911312-0460
x 3- 9	5690-992-4448-0 5680-169-5079-0	SEAL, OIL Bague d'étanchéité	1	1	909924-4480 (B) info n° 81-34 (5/5) Dec. 26, '81.
3-12	5691-132-7045-0	POINTER, TIMING GEAR Pointe	1	1	911327-0450
3-14	5691-131-2803-0	PACKING Joint	1	1	911312-8030
3-16	5690-411-0820-0	STUD Gaufon	3	3	904110-8200
3-17	5690-197-0840-0	BOLT, SEMS Vis	7	7	901970-8400
3-17-1	5690-105-5855-0	BOLT Vis	2	2	901055-8550
3-19	5690-915-0508-0	WASHER, SP/M8 Rondelle frein	2	2	909150-5080
3-22	5691-132-2083-0	PACKING Joint	1	1	911322-0830
3-23	5690-911-0508-0	NUT Ecrou	4	4	909110-5080
3-24	5690-105-0875-0	BOLT/M8×75 Vis	1	1	901050-8750
3-25	5690-915-0508-0	WASHER, SP/M8 Rondelle frein	4	4	909150-5080
3-61	5691-252-5801-0	GEAR, OIL PUMP Pignon de pompe	1	1	912525-8010
3-62	5691-253-3801-0	SHAFT, GEAR Axe	1	1	912533-8010
3-63	5690-009-0667-0	BEARING, BALL Roulement	2	2	900090-6670

Fig. 4 OIL PAN AND OTHER PARTS
Carter d'huile



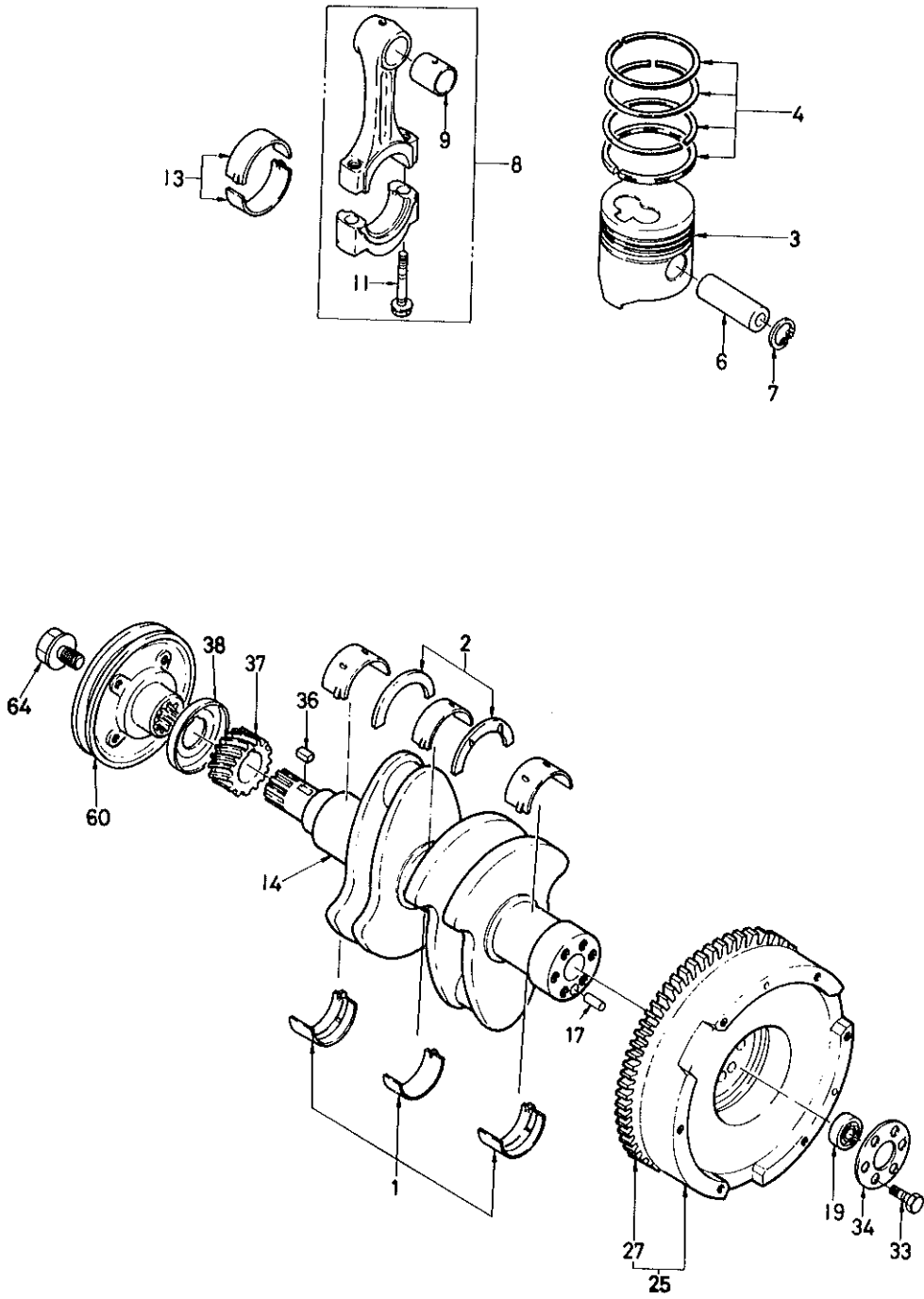
Ref No. Réf N°.	Parts No. Pièces N°.	Description Désignation	Model & Q'ty Modél & Quant		Remarks Remarques
			S	LF	
4- 1	5681-136-0355-0	PAN, OIL ASSY Carter	1	1	511360-3550
4- 3	5690-966-2012-0	PLUG, OIL DRAIN Purgeur	2	2	909662-0120
4- 4	5690-992-0651-0	PACKING, OIL DRAIN Joint	2	2	909920-6510
4- 5	5690-815-1222-0	PIN, STRAIGHT Goupille	2	2	908151-2220
4- 6	5681-121-5029-0	CASE, CRANK Carter	1	1	511215-0291
4-17	5691-136-7801-0	PACKING, OIL PAN Joint	1	1	911367-8010
4-29	5690-191-0616-0	BOLT/M6×14 Vis	21	21	901910-6160
4-36	5681-176-0052-1	GAUGE, OIL LEVEL Jauge	1	1	511760-0521
4-37	5690-992-0609-0	PACKING, LEVEL GAUGE Joint	1	1	909920-6090
4-42	5690-206-0822-0	BOLT Vis	8	8	902060-8220
4-42-1	5690-106-5880-0	BOLT/M8×80 Vis	2	2	901065-8800
4-42-2	5690-960-2070-0	BOLT/M8×80 Vis	3	3	909602-0700
4-42-3	5690-960-0082-0	BOLT/M8×80 Vis	1	1	909600-0820
4-43	5690-915-0508-0	WASHER, SP/M8 Rondelle frein	14	14	909150-5080
4-44	5688-588-5352-0	MARK, OIL PAN CAUTION Etiquette	1	1	585885-3520

Fig. 5 OIL PUMP AND FIXING PARTS
Pompe a huile



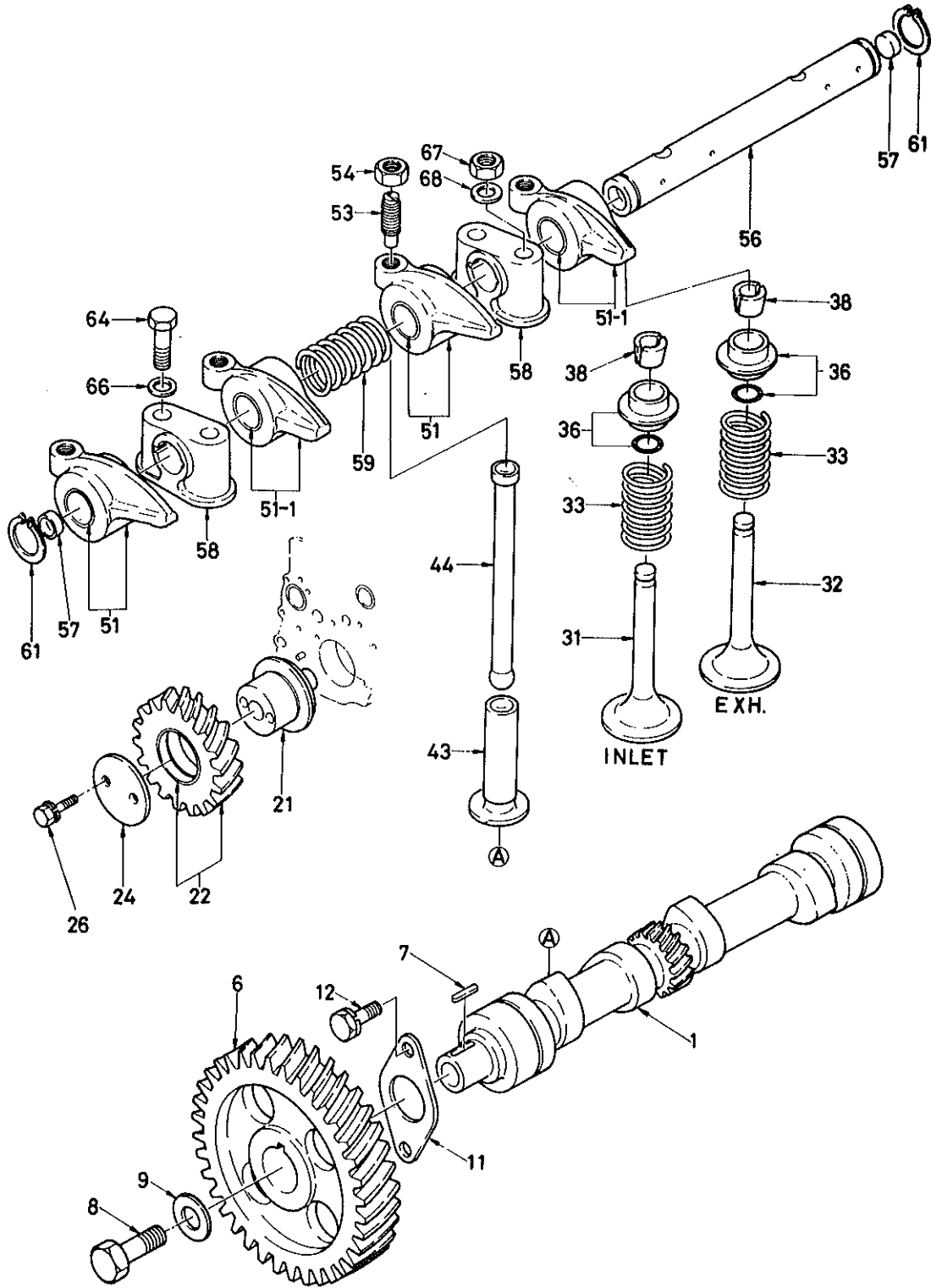
Ref No. Réf N°.	Parts No. Pièces N°.	Description Désignation	Model & Q'ty Modél & Quant		Remarks Remarques
			S	LF	
5- 1	5691-310-0615-0	PUMP, OIL ASSY Pompe a huile	1	1	913100-6150
5- 7	5691-312-8079-0	PINION, OIL PUMP DRIVE Pignon	1	1	913128-0790
5- 8	5690-987-8084-0	PIN Goupille	1	1	909878-0840
5- 9	5691-312-0601-0	ROTOR SET Rotor	1	1	913120-6010
5-11	5691-312-9017-0	PIN Goupille	1	1	913129-0170
5-13	5691-311-3086-0	COVER, OIL PUMP Couvercle	1	1	913113-0860
5-14	5690-204-0825-0	BOLT/M8×25 Vis	2	2	902040-8250
5-14-1	5690-105-5850-0	BOLT/M8×50 Vis	2	2	901055-8500
5-15	5690-915-0508-0	WASHER, SP/M8 Rondelle frein	4	4	909150-5080
5-16	5690-916-4508-0	WASHER/M8 Rondelle	2	2	909164-5080
5-22	5691-314-3603-0	GAUZE, OIL STRAINER Passoire	1	1	913143-6030
5-23	5691-314-1604-1	CASE, OIL STRAINER Carter	1	1	913141-6041
5-26	5690-205-0812-0	BOLT Vis	1	1	902050-8120
5-27	5690-915-0508-0	WASHER, SP/M8 Rondelle frein	1	1	909150-5080
5-41	5690-205-0825-0	BOLT, SEMS Vis	2	2	902050-8250

Fig. 6 CRANKSHAFT, CRANK BEARING, PISTON,
CONNECTING ROD AND FLYWHEEL
Vilebrequin



Ref No. Réf N°.	Parts No. Pièces N°.	Description Désignation	Model & Q'ty Modél & Quant		Remarks Remarques
			S	LF	
6- 1	5681-151-0011-1	BEARING KIT, CRANK/STD Coussinet	1	1	511510-0111
6- 1-1	5681-154-0011-0	BEARING KIT, CRANK/0.50US Coussinet	1	1	511540-0110
6- 1-2	5681-156-0011-0	BEARING KIT, CRANK/1.00US Coussinet	1	1	511560-0110
6- 2	5691-158-1057-0.	BEARING, THRUST Rondelle	2	2	911581-0570
6- 3	5681-211-1137-0	PISTON/STD Piston	2	2	512111-1370
6- 3-1	5681-211-4137-1	PISTON/0.50S Piston	2	2	512114-1370
6- 3-2	5681-211-6137-0	PISTON/1.00S Piston	2	2	512116-1370
6- 4	5681-212-1010-0	RING, PISTON KIT/STD Segmentation	2	2	512121-0100
6- 4-1	5681-212-4010-0	RING, PISTON KIT/0.50S Segmentation	2	2	512124-0100
6- 4-2	5681-212-6010-0	RING, PISTON KIT/1.00S Segmentation	2	2	512126-0100
6- 6	5681-221-1009-0	PIN, PISTON Axe de piston	2	2	512211-0090
6- 7	5680-958-7001-0	RING, SNAP Collet d'axe	4	4	509587-0010
X6- 8	5681-223-0039-0 5681-223-0025-0	ROD, CONN ASSY Bielle	2	2	512230-0250 (E) info no. 82.06 (2/6) March 31, '82
X6- 9	5681-223-1005-0 5691-225-1062-0	BUSH, SMALL END CONN ROD Coussinet	2	2	-81.8. 912251-0620 (C) " " " "
6-10	5681-223-5009-0	BOLT Vis	4	4	512235-0060 (C) " " " "
V 6-11	5681-223-5006-0	BOLT Vis	4	4	512235-0060 (C) " " " "
6-13	5681-227-1005-0	BEARING, CONN ROD SET Coussinet de bielle	2	2	512271-0050
6-13-1	5681-227-4005-0	BEARING, CONN ROD/0.5US Coussinet	2	2	512274-0050
6-13-2	5681-227-6005-0	BEARING, CONN ROD/1.0US Coussinet	2	2	512276-0050
6-14	5691-232-0608-1	CRANKSHAFT Vilebrequin	1	1	912320-6081
6-17	5690-815-1222-0	PIN Goupille	1	1	908151-2220
6-19	5680-980-1001-0	BEARING, RB Roulement radial	1	1	509801-0010
6-25	5691-233-0642-0	FLYWHEEL ASSY Volant d'inertie ensemble	1	1	912330-6420
6-27	5691-233-3036-1	GEAR, RING/108T Pignon	1	1	912333-0361
6-33	5680-900-0018-1	BOLT Vis	6	6	509000-0181
6-34	5681-233-6002-0	WASHER Rondelle	1	1	512336-0020
6-36	5690-803-0716-0	KEY, FEATHER Clavette	1	1	908030-7160
6-37	5691-252-1042-0	GEAR, CRANK Pignon	1	1	912521-0420
6-38	5691-236-2039-0	THROWER, OIL Bague d'etancheite	1	1	912362-0390
6-60	5681-237-1218-0	PULLY, CRANK Poulie	1	1	512371-2180
6-64	5680-900-0132-0	BOLT Vis	1	1	509000-1320
6-10	5680-940-9016-0	NUT, CONN ROD	4	4	(E) info no 82.06 (2/6) March 31, '82 -81.8.

Fig. 7 VALVE MECHANISM (CAM SHAFT, IDLE GEAR, ROCKER ARM)
Distribution

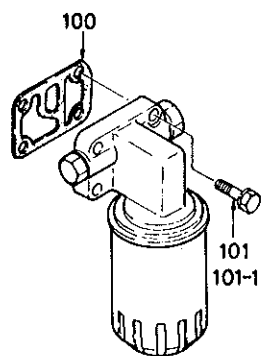
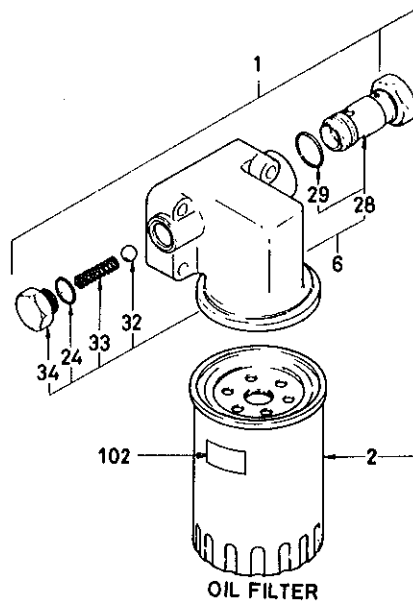


Ref No. Réf N°.	Parts No. Pièces N°.	Description Désignation	Model & Q'ty Modél & Quant		Remarks Remarques
			S	LF	
7- 1	5681-251-1023-0	CAMSHAFT Arbre a cames	1	1	512511-0230
7- 6	5691-252-2801-0	GEAR, CAM Engrenge d'ac	1	1	912522-8010
7- 7	5690-800-0718-0	KEY, FEATHER Clavette	1	1	908000-7180
7- 8	5680-900-0069-0	BOLT Vis	1	1	509000-0690
7- 9	5681-251-9002-1	WASHER, TIMING WHEEL Rondelle	1	1	512519-0021
7-11	5691-168-1010-0	PLATE, THRUST Plaque	1	1	911681-0100
7-12	5690-191-0816-0	BOLT, SEMS Vis	2	2	901910-8160
7-21	5691-253-1024-0	SHAFT, IDLE GEAR Arbre	1	1	912531-0240
7-22	5691-252-3080-0	GEAR Pignon	1	1	912523-0800
7-24	5681-253-5005-0	COLLAR, THRUST Collier	1	1	512535-0050
7-26	5680-900-0084-0	BOLT, SEMS Vis	2	2	509000-0840
7-31	5691-255-1802-0	VALVE, INLET Soupape d'admission	2	2	912551-8020
7-32	5691-255-2801-0	VALVE, EXH. Soupape d'echappt	2	2	912552-8010
7-33	5681-256-1011-0	SPRING, VALVE Ressort	4	4	512561-0110
X 7-36	5681-256-3017-0 5681-256-3016-0	SEAT, SPRING ASSY Cuvette	4	4	512563-0170 <i>infor° 81-34 (1/5) Dec. 26, '81.</i>
7-38	5681-256-5004-0	COLLAR, SPLIT Arretoir	8	8	512565-0040
7-43	5691-257-1801-0	TAPPET Poussoir	4	4	912571-8010
7-44	5681-257-5016-0	ROD, PUSH Tige de culbuteur	4	4	512575-0160
7-51	5691-261-1347-0	ARM, ROCKER C ASSY Culbuteur	2	2	912611-3470
7-51-1	5691-261-1349-0	ARM, ROCKER D ASSY Culbuteur	2	2	912611-3490
7-53	5691-261-6023-0	SCREW, ADJ Vis	4	4	912616-0230
7-54	5690-911-1508-0	NUT Ecrou	4	4	909111-5080
7-56	5691-262-1126-0	SHAFT, ROCKER ARM Axe de culbuteurs	1	1	912621-1260
7-57	5691-262-6005-0	PLUG Bouchon	2	2	912626-0050
7-58	5691-262-8093-0	BRACKET, ROCKER SHAFT Appui	2	2	912628-0930
7-59	5690-994-0607-0	SPRING Ressort	1	1	909940-6070
7-61	5690-918-0019-0	RING, SNAP C Collet d'axe	2	2	909180-0190
7-64	5690-105-0850-0	BOLT Vis	2	2	901050-8500
7-66	5690-916-4508-0	WASHER/M8 Rondelle	2	2	909164-5080
7-67	5690-911-0508-0	NUT, ROCKER BRACKET/M8 Ecrou	2	2	909110-5080
7-68	5690-916-4508-0	WASHER/M8 Rondelle	2	2	909164-5080

Fig. 8

OIL FILTER AND FUEL FILTER (FIXING PARTS)

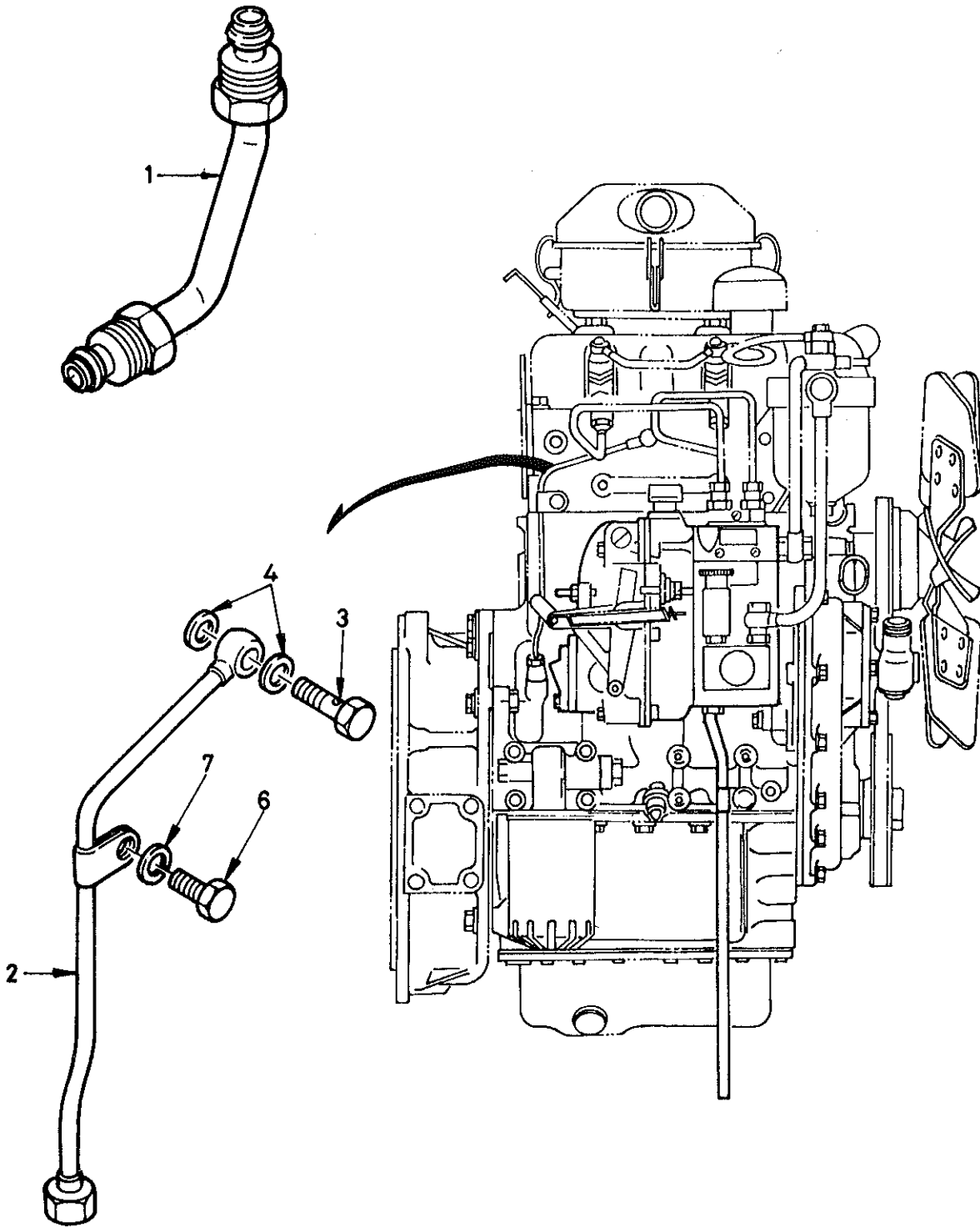
Filtre a huile & filtre a combustible



Ref No. Réf N°.	Parts No. Pièces N°.	Description Désignation	Model & Q'ty Modél & Quant		Remarks Remarques
			S	LF	
8- 1	5691-320-1812-1	FILTER, OIL ASSY Filtre a huile	1	1	913201-8121
8- 2	5691-324-0804-1	CARTRIDGE Cartouche	1	1	913240-8040
8- 6	5691-316-0081-0	COVER ASSY Couvercle	1	1	913160-0810
8- 24	5690-992-0841-0	PACKING, O-RING Joint	1	1	909920-8410
8- 28	5691-316-0068-0	VALVE, RELIEF ASSY Soupape de surpression	1	1	913160-0680
8- 29	5690-992-0525-0	PACKING, O-RING Joint	1	1	909920-5250
8- 32	5690-009-7011-0	BALL, SAFETY VALVE Bille	1	1	900097-0110
9- 33	5690-994-0582-0	SPRING, COIL Ressort	1	1	909940-5820
8- 34	5691-326-3011-0	CAP, VALVE SPRING Bouchon	1	1	913263-0110
8-100	5681-321-9023-0	PACKING Joint	1	1	513219-0230
-101	5690-190-0845-0	BOLT, SEMS Vis	1	1	901900-8450
8-101-1	5690-190-0835-0	BOLT, SEMS Vis	3	3	901900-8350
8-102	5688-588-5355-0	MARK, CAUTION Etiquette	1	1	585885-3550

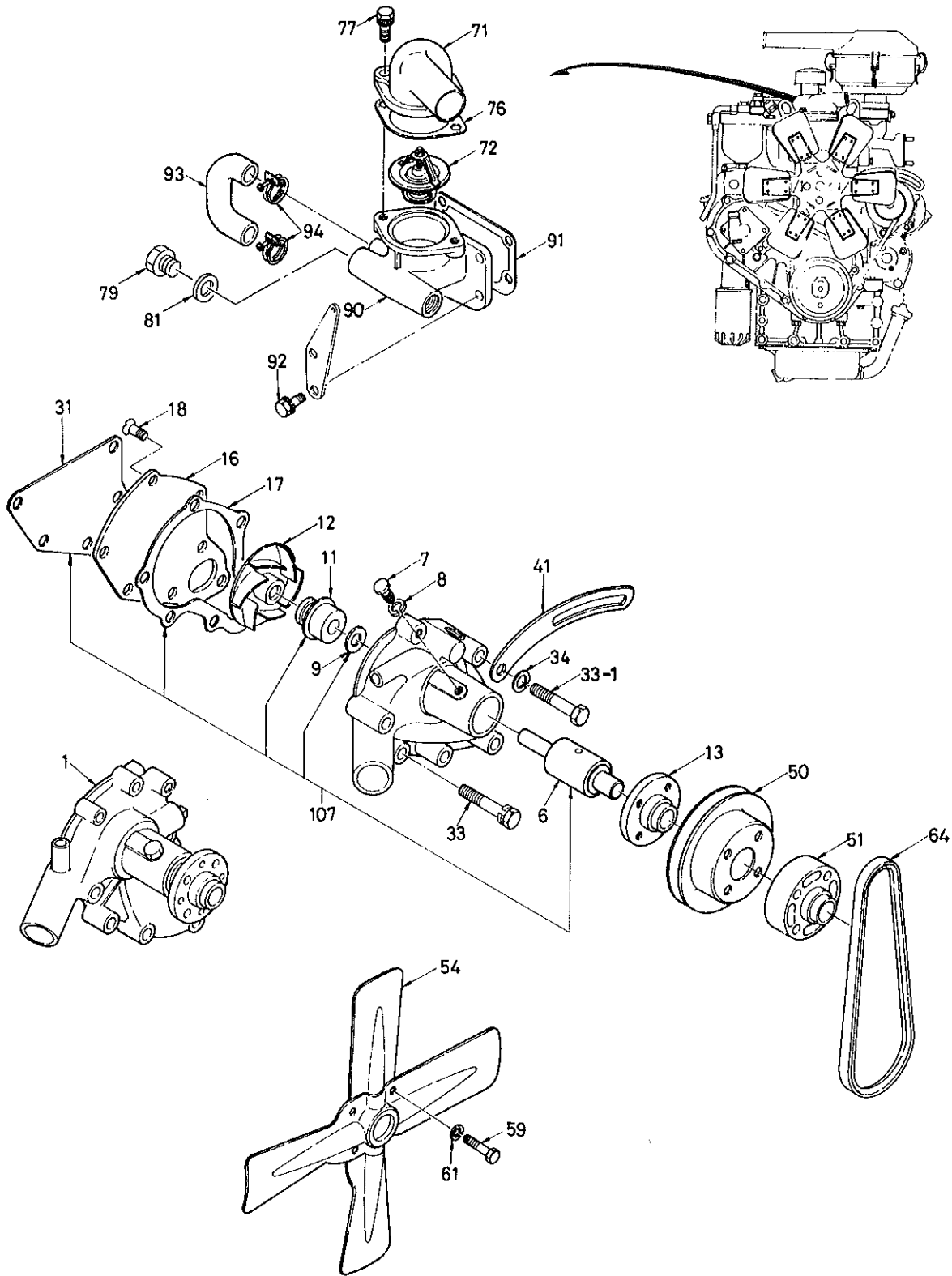
Fig. 9

OIL PIPE AND OTHER PARTS
Pipe



Ref No. Réf N°.	Parts No. Pièces N°.	Description Désignation	Model & Q'ty Modél & Quant		Remarks Remarques
			S	LF	
9- 1	5691-331-2325-0	PIPE, OIL ASSY Pipe	1	1	913312-3250
9- 2	5691-331-2338-0	PIPE, OIL ASSY Pipe	1	1	913312-3380
9- 3	5690-990-6105-1	BOLT, JOINT Vis	1	1	909906-1051
9- 4	5690-992-0900-0	PACKING Joint	2	2	909920-9000
9- 6	5690-204-0814-0	BOLT Vis	1	1	902050-8140
9- 7	5690-915-0508-0	WASHER, SP Rondelle frein	1	1	909150-5080

Fig. 10' COOLING SYSTEM (FAN, WATER)
Pompe a eau

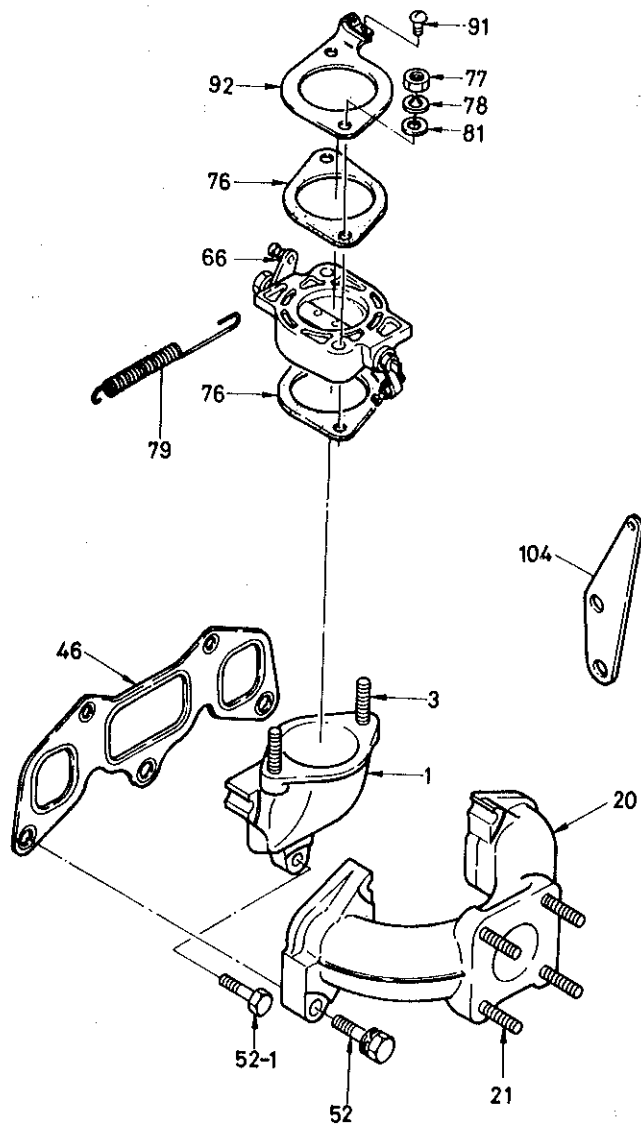


Ref No. Réf No.	Parts No. Pièces No.	Description Désignation	Model & Q'ty Modél & Quant		Remarks Remarques
			S	LF	
10- 1	5681-361-0076-1	PUMP, WATER ASSY Pompe a eau	1	1	513610-0761
10- 6	5681-363-1005-0	BEARING UNIT Rondelle	1	1	513631-0050
10- 7	5690-981-4014-1	SCREW, SET Vis	1	1	909814-0141
10- 8	5690-915-0508-0	WASHER, SP/M8 Rondelle frein	1	1	909150-5080
10- 9	5691-363-9001-0	THROWER, BEARING UNIT Rondelle	1	1	913639-0010
10- 11	5691-362-0016-0	SEAL UNIT ASSY Joint	1	1	513620-0050
10- 12	5691-362-1076-0	IMPELLER Rotor	1	1	913621-0760
10- 13	5681-364-2016-0	CENTER, FAN Moyeu	1	1	513642-0160
10- 16	5691-361-2053-0	COVER, WATER PUMP BODY Couvercle	1	1	913612-0530
10- 17	5691-361-3607-0	PACKING Joint	1	1	913613-6070
10- 18	5690-309-0816-0	SCREW, SLOTTED Vis	1	1	903090-8160
10- 31	5691-361-4043-0	PACKING Joint	1	1	913614-0430
10- 33	5680-900-0089-0	BOLT, SEMS Vis	1	1	509000-0890
10- 33-1	5690-104-6055-0	BOLT Vis	1	1	901046-0550
10- 33-2	5680-900-0088-0	BOLT, SEMS Vis	4	4	509000-0880
10- 34	5690-915-0510-0	WASHER, SP/M10 Rondelle frein	1	1	909150-5100
10- 41	5691-367-5212-0	PLATE, FAN BELT ADJ Etrier	1	1	913675-2120
10- 50	5691-364-1609-0	PULLEY Poulie	1	1	913641-6090
10- 51	5698-913-6423-0	SPACER, FAN Vis	1	1	989136-4230
10- 54	5691-366-0654-1	FAN ASSY/320D Aube	1	1	913660-6541
10- 59	5690-205-0635-0	BOLT/M6 x 35 Vis	4	4	902050-6350
10- 61	5690-915-0506-0	WASHER, SP/M6 Rondelle frein	4	4	909150-5060
10- 64	5691-367-1809-0	BELT, COOLING FAN Courroie	1	1	913671-8090
10- 71	5691-371-3064-1	PIPE, WATER OUTLET Pipe	1	1	913713-0641
10- 72	5681-377-0022-1	THERMOSTAT Thermostat	1	1	513770-0221
10- 76	5680-963-7013-0	PACKING Joint	1	1	509637-0130
10- 77	5690-191-0828-0	BOLT, SEMS Vis	2	2	901910-8280
10- 79	5690-966-1005-0	PLUG Carcasse	1	1	909661-0050
10- 81	5690-957-1316-0	PACKING Joint	1	1	909571-3160
10- 90	5681-371-6028-0	HOUSING, THERMOSTAT Vis	4	4	513716-0280
10- 91	5681-374-3021-0	PACKING Durit	1	1	513743-0210
10- 92	5690-190-0822-0	BOLT, SEMS Collier	2	2	901900-8220
10- 93	5691-372-1132-1	HOSE, BY-PASS/RUBBER Pompe a eau	1	1	913721-1321
10- 94	5690-991-5644-1	CLIP, HOSE Bouchon	2	2	909915-6441
10-107	5688-781-0041-0	PUMP, WATERKIT Joint	1	1	587810-0410

Fig. 11

AIR INTAKE AND EXHAUST SYSTEM

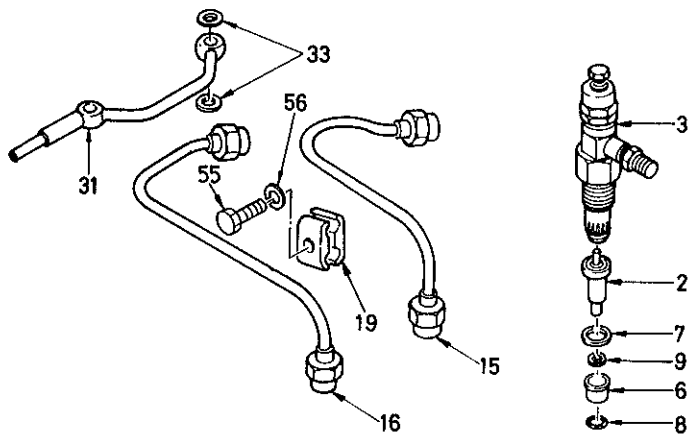
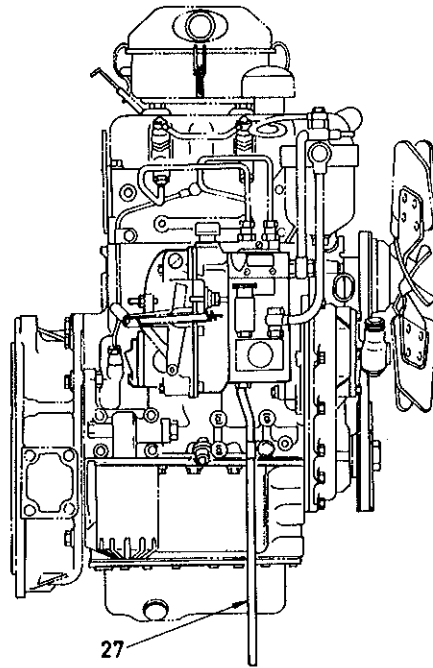
Pipe d'admission & echappement



Ref No. Réf N°.	Parts No. Pièces N°.	Description Désignation	Model & Q'ty Modél & Quant		Remarks Remarques
			S	LF	
11- 1	5691-411-2816-0	MANIFOLD, INLET Manifold	1	1	914112-8160
11- 3	5690-410-0848-0	STUD Goujon	2	2	904100-8480
11- 20	5681-414-1035-0	MANIFOLD, EXH. Manifold	1	1	514141-0350
11- 21	5690-411-0830-0	STUD Goujon	4	4	904110-8300
11- 46	5691-414-6088-0	GASKET, MANIFOLD Joint	1	1	914146-0880
11- 52	5690-196-0835-0	BOLT, SEMS Vis	4	4	901960-8350
11- 52-1	5690-196-0830-0	BOLT Vis	1	1	901960-8300
11- 66	5691-432-0652-1	SHUTTER, INTAKE ASSY Volet	1	1	914320-6521
11- 76	5680-963-7015-0	PACKING, SHUTTER Joint	2	2	509637-0150
11- 77	5690-911-0508-0	NUT Ecrou	2	2	909110-5080
11- 78	5690-915-0508-0	WASHER, SP Rondelle frein	2	2	909150-5080
11- 79	5690-994-2600-0	SPRING, SHUTTER RETURN Ressort	1	1	909942-6000
11- 81	5690-916-4508-0	WASHER Rondelle	2	2	909164-5080
11- 91	5699-344-0612-0	SCREW Vis	1	1	993440-6120
11- 92	5681-431-9100-0	CLIP, SHUTTER CABLE Attache	1	1	514319-1000
11-104	5691-433-4613-0	EYE, SPRING Crochet	1	1	914334-6130

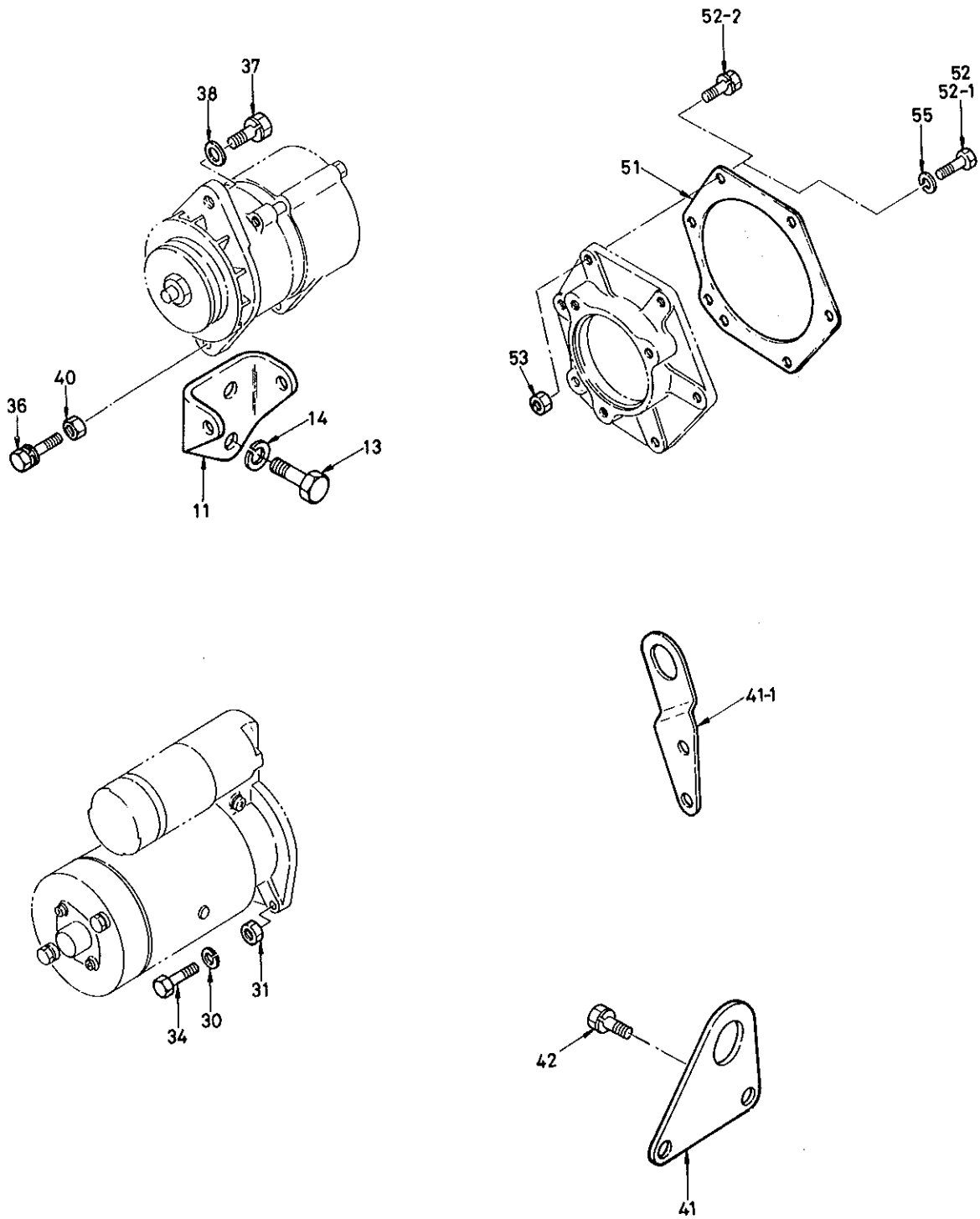
Fig. 12

FUEL SYSTEM (INJECTION NOZZLE, FUEL PIPE)
Système d'alimentation



Ref No. Réf N°.	Parts No. Pièces N°.	Description Désignation	Model & Q'ty Modél & Quant		Remarks Remarques
			S	LF	
12- 2	5681-531-1006-0	NOZZLE Injecteur	2	2	515311-0060
12- 3	5681-533-0003-0	HOLDER, NOZZLE Porte Injecteur	2	2	515330-0030
12- 6	5691-531-5027-0	SHIELD, HEAT Couvercle	2	2	915315-0270
12- 7	5691-531-5026-0	WASHER, NOZZLE HOLDER Rondelle	2	2	915315-0260
12- 8	5691-531-5028-0	WASHER, HEAT SHIELD Rondelle	2	2	915315-0280
12- 9	5691-531-5074-0	WASHER, CORRUGATED Rondelle	2	2	915315-0740
12-15	5691-541-2878-0	PIPE, INJ ASSY/NO.1 Conduit	1	1	915412-8780
12-16	5691-541-2879-0	PIPE, INJ ASSY/NO.2 Conduit	1	1	915412-8790
12-19	5691-541-9072-0	CLIP ASSY Serre tube	1	1	915419-0720
12-27	5690-971-3057-0	PIPE/VINYL Conduit	1	1	909713-0570
12-31	5681-541-1546-0	PIPE, FUEL ASSY Conduit	1	1	515411-5460
12-33	5690-957-1408-0	PACKING, PIPE JOINT Joint	4	4	909571-4080
12-55	5690-205-0522-0	SCREW, CLIP FIX Vis	1	1	902050-5220
12-56	5690-195-0505-0	WASHER, SP/M5 Rondelle frein	1	1	901950-5050

Fig. 13 ENGINE FOOT, HANGER AND FIXING PARTS
Support & crochet

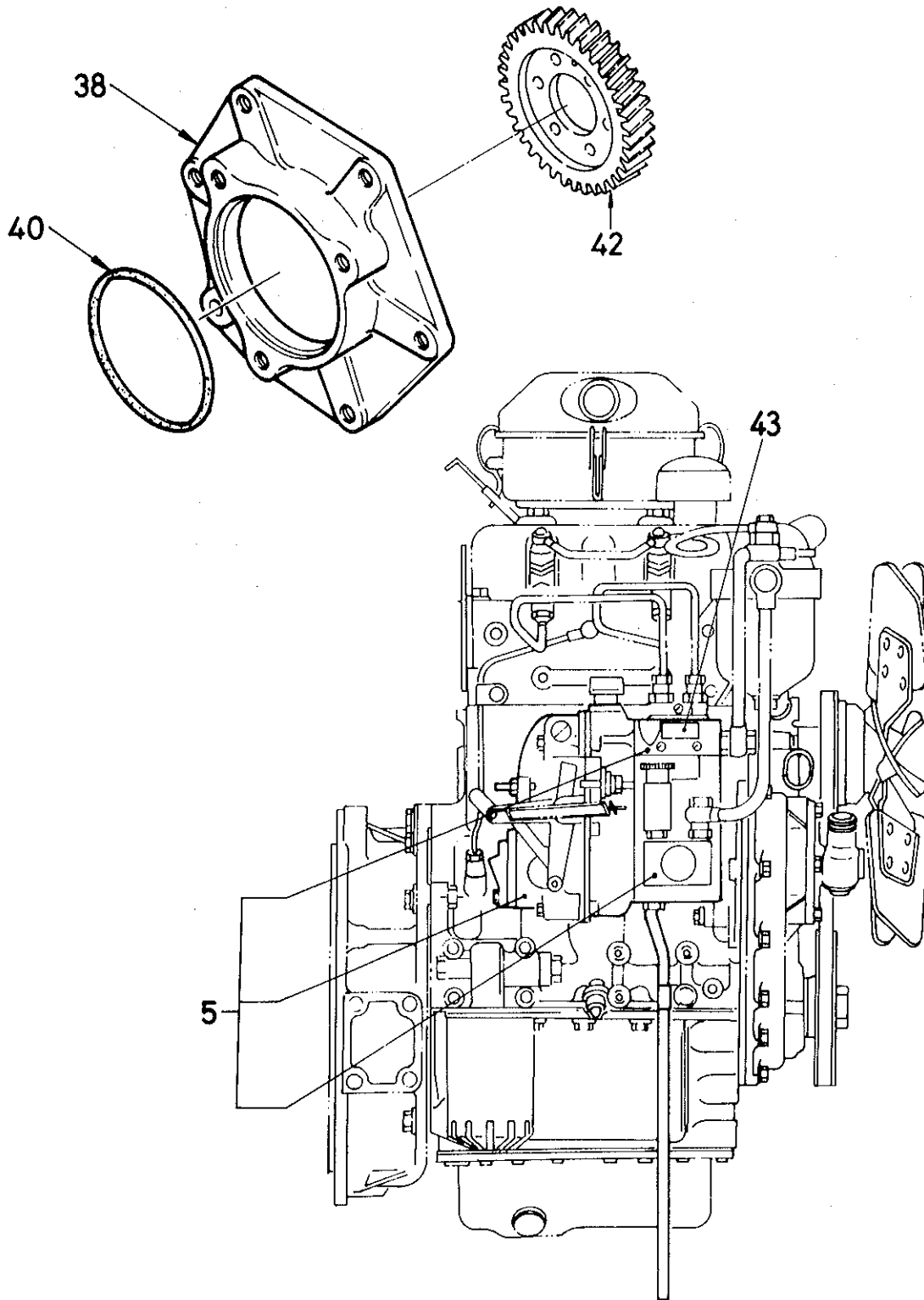


Ref No. Réf N°.	Parts No. Pièces N°.	Description Désignation	Model & Q'ty Modél & Quant		Remarks Remarques
			S	LF	
13-11	5691-971-1803-0	BRACKET, GENERATOR Support	1	1	919711-8030
13-13	5699-205-1225-0	BOLT Vis	2	2	992051-2250
13-14	5690-915-0512-0	WASHER, SP/M12 Rondelle frein	2	2	909150-5120
13-30	5690-915-0512-0	WASHER, SP/M12 Rondelle frein	2	2	909150-5120
13-31	5690-912-0412-0	NUT, Erou	2	2	909120-4120
13-34	5690-165-6240-0	BOLT/M12x45 Vis	2	2	901656-2400
13-36	5690-197-0830-0	BOLT, SEMS Vis	2	2	901970-8300
13-37	5690-191-0820-0	BOLT, SEMS Vis	1	1	901910-8200
13-38	5690-916-4708-0	WASHER Rondelle	1	1	909164-7080
13-40	5690-911-0508-0	NUT Erou	2	2	909110-5080
13-41	5691-177-7152-1	HANGER, ENGINE F. Crochet	1	1	911777-1521
13-41-1	5681-177-7004-0	HANGER, ENGINE R. Crochet	1	1	511777-0040
13-42	5690-191-0818-0	BOLT, SEMS Vis	2	2	901910-8180
13-51	5681-131-9056-0	PACKING Joint	1	1	511319-0560
13-52	5690-105-5855-0	BOLT Vis	1	1	901055-8550
13-52-1	5690-105-5870-0	BOLT Vis	1	1	901055-8700
13-52-2	5680-903-0015-0	BOLT, SEMS Vis	3	3	509030-0150
13-53	5690-911-0508-0	NUT Erou	1	1	909110-5080
13-55	5690-915-0508-0	WASHER, SP/M8 Rondelle frein	3	3	909150-5080

Fig. 14

INJECTION PUMP AND OTHER PARTS

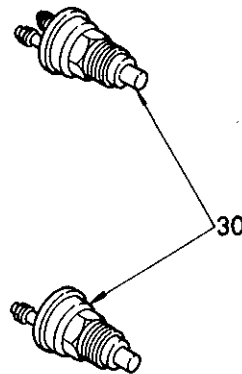
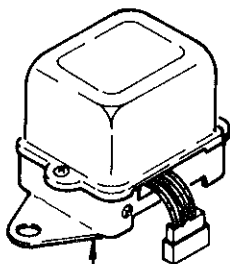
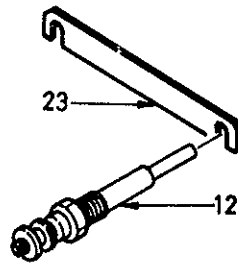
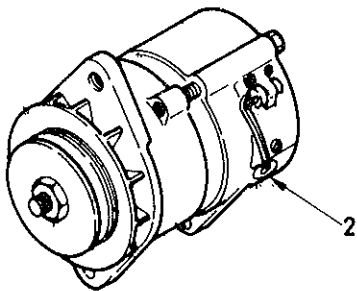
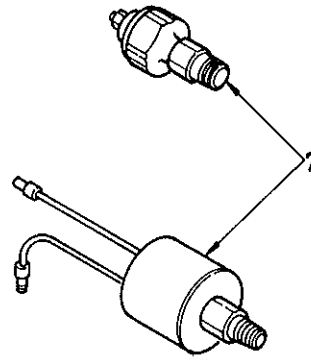
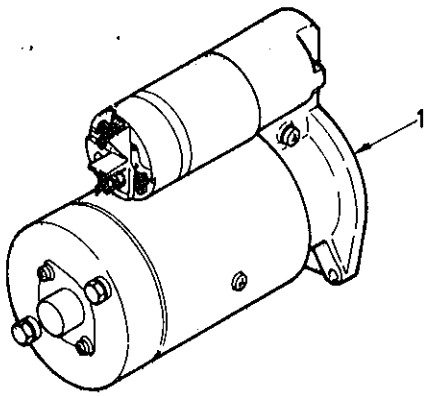
Pompe d'injection



Ref No. Réf N°.	Parts No. Pièces N°.	Description Désignation	Model & Q'ty Modél & Quant		Remarks Remarques
			S	LF	
14- 5	5681-560-0666-1	PUMP, INJ ASSY Fig. 16 Pompe d'injection	1	1	515600-6661
14-38	5691-975-1803-0	BRACKET, INJ PUMP Support	1	1	919751-8030
14-40	5680-962-3019-0	PACKING Joint	1	1	509623-0190
14-42	5681-252-4038-0	GEAR, INJ PUMP/42T Pignon	1	1	512524-0380
14-43	5688-588-5363-0	MARK, CAUTION Etiquette	1	1	585885-3630

Fig. 15

ELECTRICAL PARTS
Equipment électrique

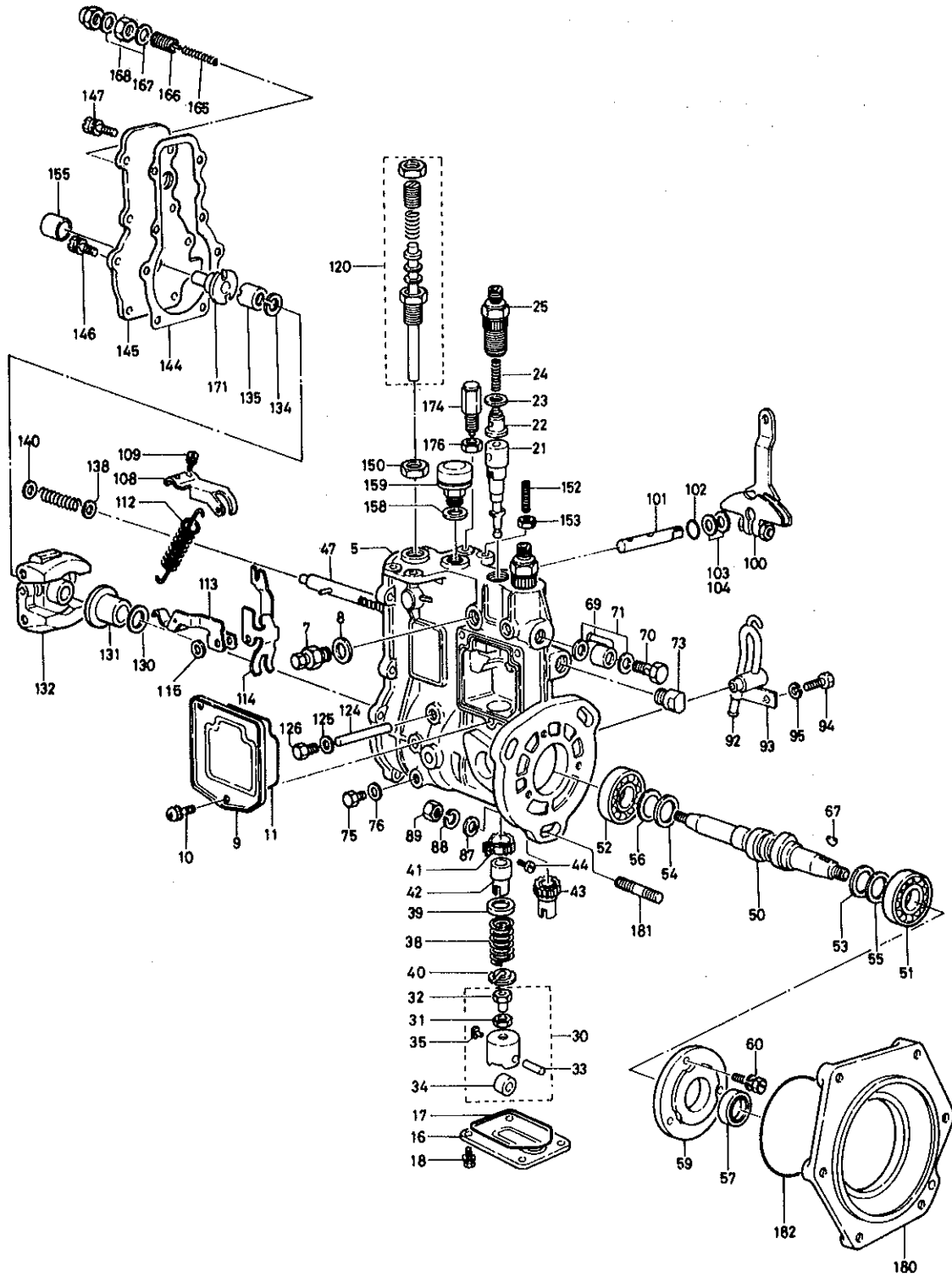


Ref No. Réf N°.	Parts No. Pièces N°.	Description Désignation	Model & Q'ty Modél & Quant		Remarks Remarques
			S	LF	
15- 1	5698-210-0608-1	STARTER Demmarreur Fig. 17	1	1	982100-6081
15- 2	5688-120-0273-0	GENERATOR Dynamo Fig. 18	1	1	581200-2730
15- 4	5698-225-0113-0	REGULATOR Regulateur de tension	1	1	982250-1130
15- 7	5688-241-0012-1	SWITCH, OIL PRESS WARNING Interrupteur	1	1	582410-0121
15-12	5698-251-1978-0	PLUG, GLOW Bougie a incandescence	2	2	982511-9780
15-14	5698-253-0110-0	RESISTANCE, CONTROL Controlleur	1	1	982530-1100
15-23	5691-973-2074-0	CONNECTOR Jouction	1	1	919732-0740
15-30	5688-245-0014-0	SWITCH, THERMO Interrupteur	1	1	582450-0140

Fig. 16

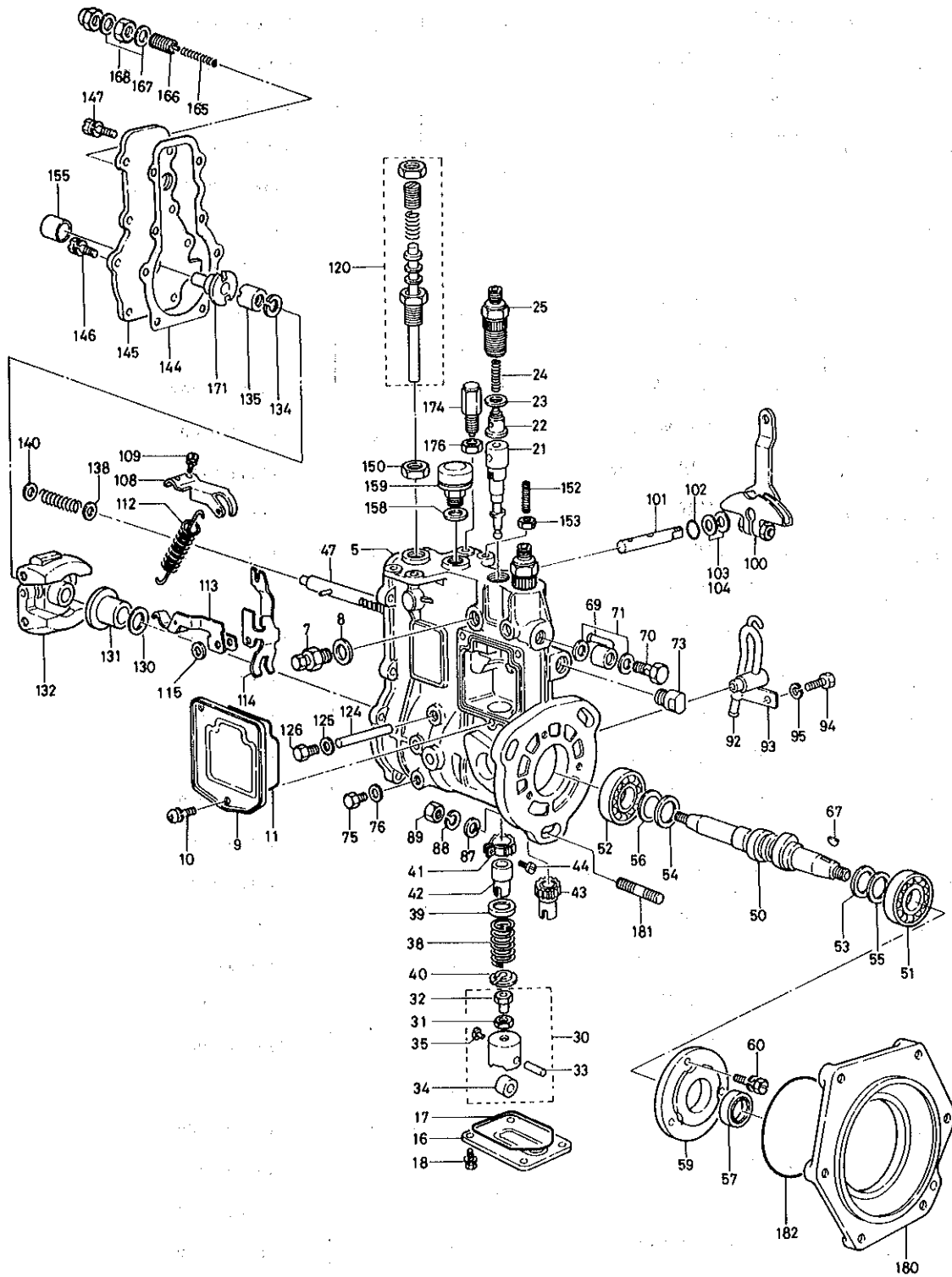
INJECTION PUMP (TYPE-K)

Pompe d'injection



Ref No. Réf N°.	Parts No. Pièces N°.	Description Désignation	Model & Q'ty Modél & Quant		Remarks Remarques
			S	LF	
16- 0-1	5681-560-0666-1	PUMP, INJ ASSY Pompe d'injection	1	1	515600-6661
16- 5	5681-561-1043-0	HOUSING, PUMP ASSY Corps de pompe	1	1	515611-0430
16- 7	5681-561-9077-0	BOLT Vis	1	1	515619-0770
16- 8	5641-563-9008-0	GASKET Joint	1	1	115639-0080
16- 9	5681-561-2006-0	COVER, HOUSING SIDE Couvercle	1	1	515612-0060
16-10	5681-561-9078-0	BOLT, COVER FIX Vis	3	3	515619-0780
16-11	5681-561-9079-0	RING, SEAL Rondelle	1	1	515619-0790
16-16	5681-561-2007-0	COVER, LW Couvercle	1	1	515612-0070
16-17	5681-561-9082-0	RING, SEAL Rondelle	1	1	515619-0820
16-18	5681-561-9083-0	BOLT Vis	4	4	515619-0830
16-21	5681-563-2004-0	PLUNGER ASSY Corps de clapet	2	2	515632-0040
16-22	5681-564-1007-0	VALVE, DEL Clapet de refoulement	2	2	515641-0070
16-23	5681-563-9003-0	GASKET, DEL VALVE Joint	2	2	515639-0030
16-24	5681-563-4004-0	SPRING, DEL VALVE Ressort	2	2	515634-0040
16-25	5681-564-4011-0	HOLDER, DEL VALVE Raccord d'injection	2	2	515644-0110
16-30	5681-562-2007-0	TAPPET ASSY Poussoir	2	2	515622-0070
16-31	5681-562-9006-0	NUT, TAPPET Ecou	2	2	515629-0060
16-32	5681-562-9007-0	BOLT, TAPPET Vis	2	2	515629-0070
16-33	5681-562-9008-0	PIN, TAPPET Goupille	2	2	515629-0080
16-34	5681-562-9009-0	ROLLER, TAPPET Rouleau	2	2	515629-0090
16-35	5681-562-9010-0	GUIDE, TAPPET Doigt de poussoir	2	2	515629-0100
16-38	5681-563-4005-0	SPRING, PLUNGER Ressort	2	2	515634-0050
16-39	5681-563-9004-0	SEAT, SPRING Coupelle inferieure	2	2	515639-0040
16-40	5681-563-9005-0	SEAT, SPRING Coupelle inferieure	2	2	515639-0050
16-41	5681-563-9001-0	PINION, CONTROL SLEEVE Pignon de debit	1	1	515639-0010
16-42	5681-563-5001-0	SLEEVE, CONTROL Manchon	1	1	515635-0010
16-43	5681-563-5002-0	SLEEVE, CONTROL Manchon	1	1	515635-0020
16-44	5681-563-9007-0	SCREW, PINION Vis	1	1	515639-0070
16-47	5681-563-7006-0	RACK, CONTROL Cremailere	1	1	515637-0060
16-50	5681-562-1014-0	CAMSHAFT Arbre a cames	1	1	515621-0140
16-51	5681-562-9012-0	BEARING Roulement	1	1	515629-0120
16-52	5681-562-9011-0	BEARING Roulement	1	1	515629-0110
16-53	5681-562-9014-0	RING, F.CAMSHAFT Anneau	1	1	515629-0140
16-54	5681-562-9013-0	RING, R.CAMSHAFT Anneau	1	1	515629-0130
16-55	5681-562-9015-0	SHIM, F.CAM/0.10 Cale	AR	AR	515629-0150
	5681-562-9016-0	SHIM, F.CAM/0.12 Cale	AR	AR	515629-0160
	5681-562-9017-0	SHIM, F.CAM/0.14 Cale	AR	AR	515629-0170
	5681-562-9018-0	SHIM, F.CAM/0.16 Cale	AR	AR	515629-0180

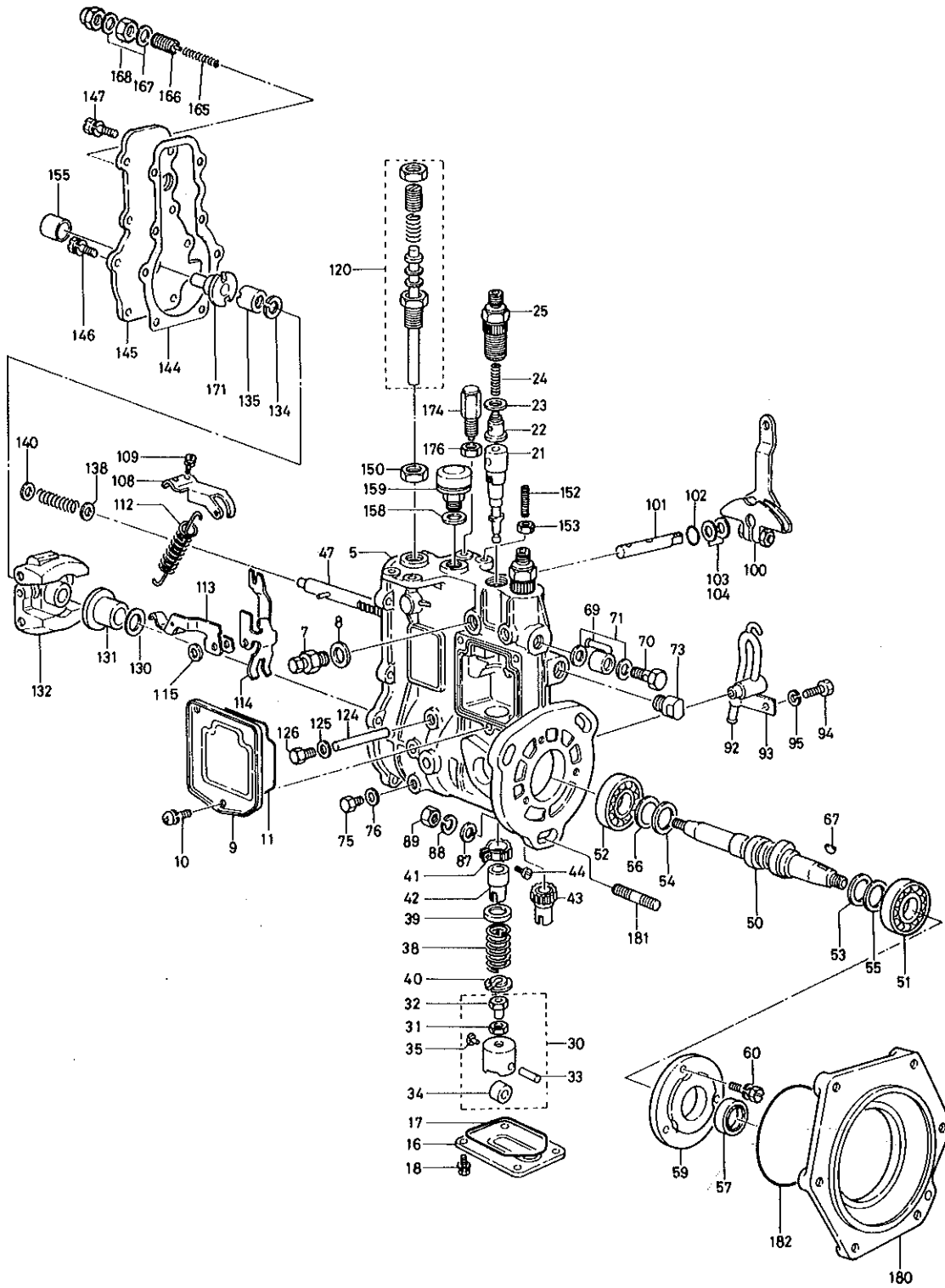
Fig. 16 INJECTION PUMP (TYPE-K)
Pompe d'injection



Ref No. Réf N°.	Parts No. Pièces N°.	Description Désignation	Model & Q'ty Modél & Quant		Remarks Remarques
			S	LF	
16- 55	5681-562-9019-0	SHIM, F. CAM/0.18 Cale	AR	AR	515629-0190
	5681-562-9020-0	SHIM, F. CAM/0.50 Cale	AR	AR	515629-0200
	5681-562-9021-0	SHIM, F. CAM/0.30 Cale	AR	AR	515629-0210
	5681-561-9038-0	SHIM, F. CAM/1.00 Cale	AR	AR	515619-0380
	5681-561-9039-0	SHIM, F. CAM/1.70 Cale	AR	AR	515619-0390
16- 56		KEY Clavette	AR	AR	
16- 57	5680-962-5046-0	SEAL, OIL Bague d'étanchéité	1	1	509625-0460
16- 59	5681-561-2005-0	COVER, F. HOUSING Couvercle	1	1	515612-0050
16- 60	5690-190-0614-0	BOLT Vis	3	3	901900-6140
16- 67	5681-561-9029-0	KEY, WOODRUFF Clavette	1	1	515619-0290
16- 69	5681-561-9089-0	EYE Trou	1	1	515619-0890
16- 70	5681-561-9084-0	BOLT, EYE Vis	1	1	515619-0840
16- 71	5681-561-9085-0	GASKET, EYE BOLT Joint	2	2	515619-0850
16- 73	5681-561-9086-0	CAP Fausset	1	1	515619-0860
16- 75	5681-572-9098-0	PLUG, SCREW Bouchon	2	2	515729-0980
16- 76	5698-131-5062-0	GASKET Joint	2	2	981315-0620
16- 87	5690-916-0608-0	WASHER Rondelle	3	3	909160-6080
16- 88	5681-561-9062-0	WASHER, SP Rondelle frein	3	3	515619-0620
16- 89	5690-911-0408-0	NUT Ecrou	3	3	909110-4080
16- 92	5681-561-9087-0	PIPE Pipe	1	1	515619-0870
16- 93	5681-561-9063-0	CLIP, PIPE Attache	1	1	515619-0630
16- 94	5681-561-9088-0	BOLT Vis	1	1	515619-0880
16- 95	5690-915-0506-0	WASHER, SP Rondelle frein	1	1	909150-5060
16-100	5681-572-5051-0	LEVER Lévier	1	1	515725-0510
16-101	5681-572-9125-0	SHAFT Axe	1	1	515729-1250
16-102	5681-572-9126-0	O-RING Joint torique	1	1	515729-1260
16-103	5681-572-9127-0	SHIM, SHAFT/0.50 Cale	AR	AR	515729-1270
16-104	5681-572-9128-0	SHIM, SHAFT/0.30 Cale	AR	AR	515729-1280
16-108	5681-572-5052-0	LEVER, SWIVEL Lévier	1	1	515725-0520
16-109	5681-561-9078-0	SCREW Vis	2	2	515619-0780
16-112	5681-572-3084-0	SPRING, GOVERNOR Ressort	1	1	515723-0840
16-113	5681-572-5053-0	LEVER, TENSION Lévier	1	1	515725-0530
16-114	5681-572-5054-0	LEVER, GUIDE Lévier	1	1	515725-0540
16-115	5681-572-9129-0	SPACER Entretoise	1	1	515729-1290
16-120	5681-572-9163-0	CAPSULE, SPRING Capsule	1	1	515729-1630
16-124	5681-572-9130-0	SHAFT Axe	1	1	515729-1300
16-125	5681-572-9131-0	GASKET Joint	2	2	515729-1310
16-126	5681-572-9132-0	PLUG	2	2	515729-1320

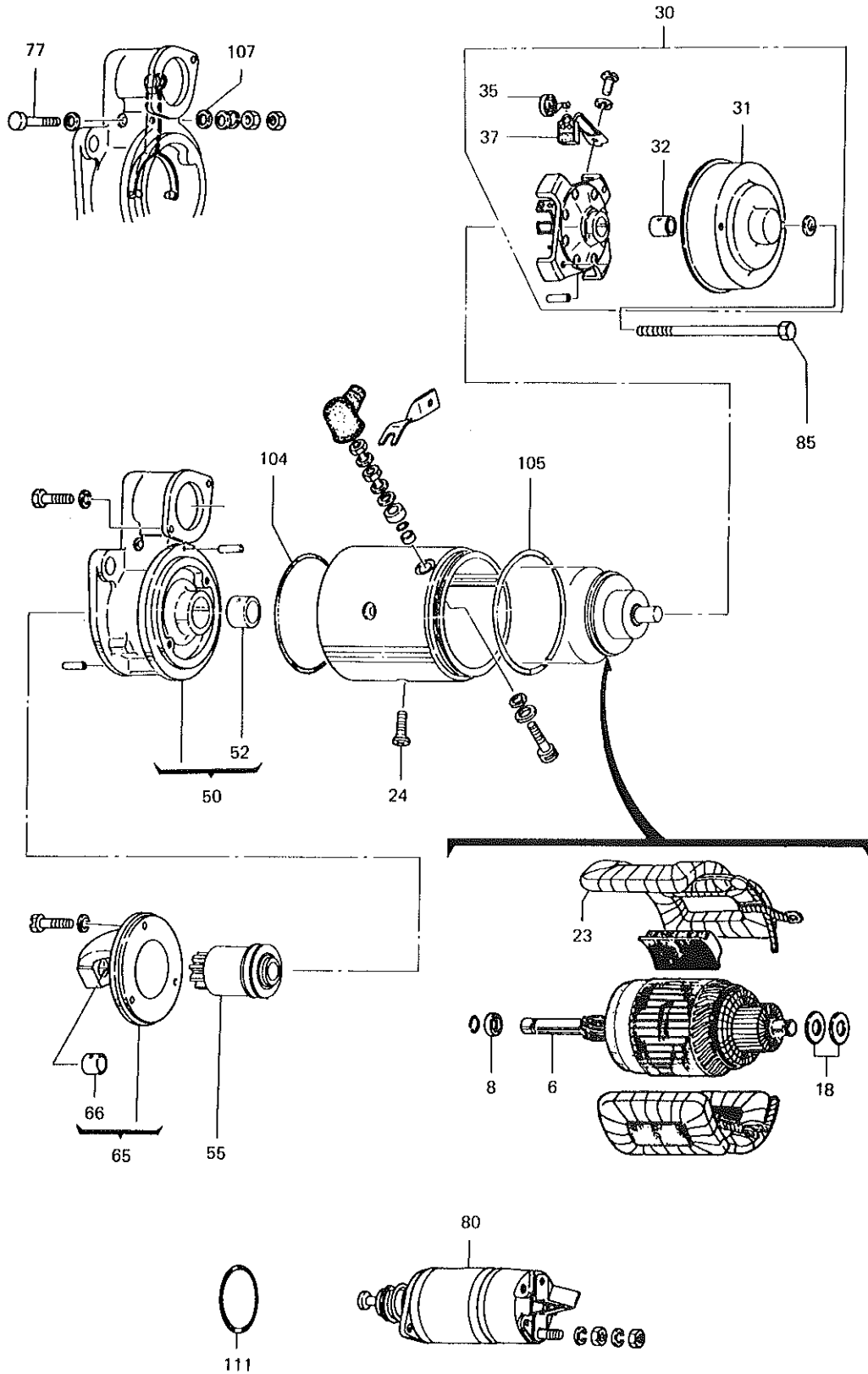
Fig. 16

INJECTION PUMP (TYPE-K)
Pompe d'injection



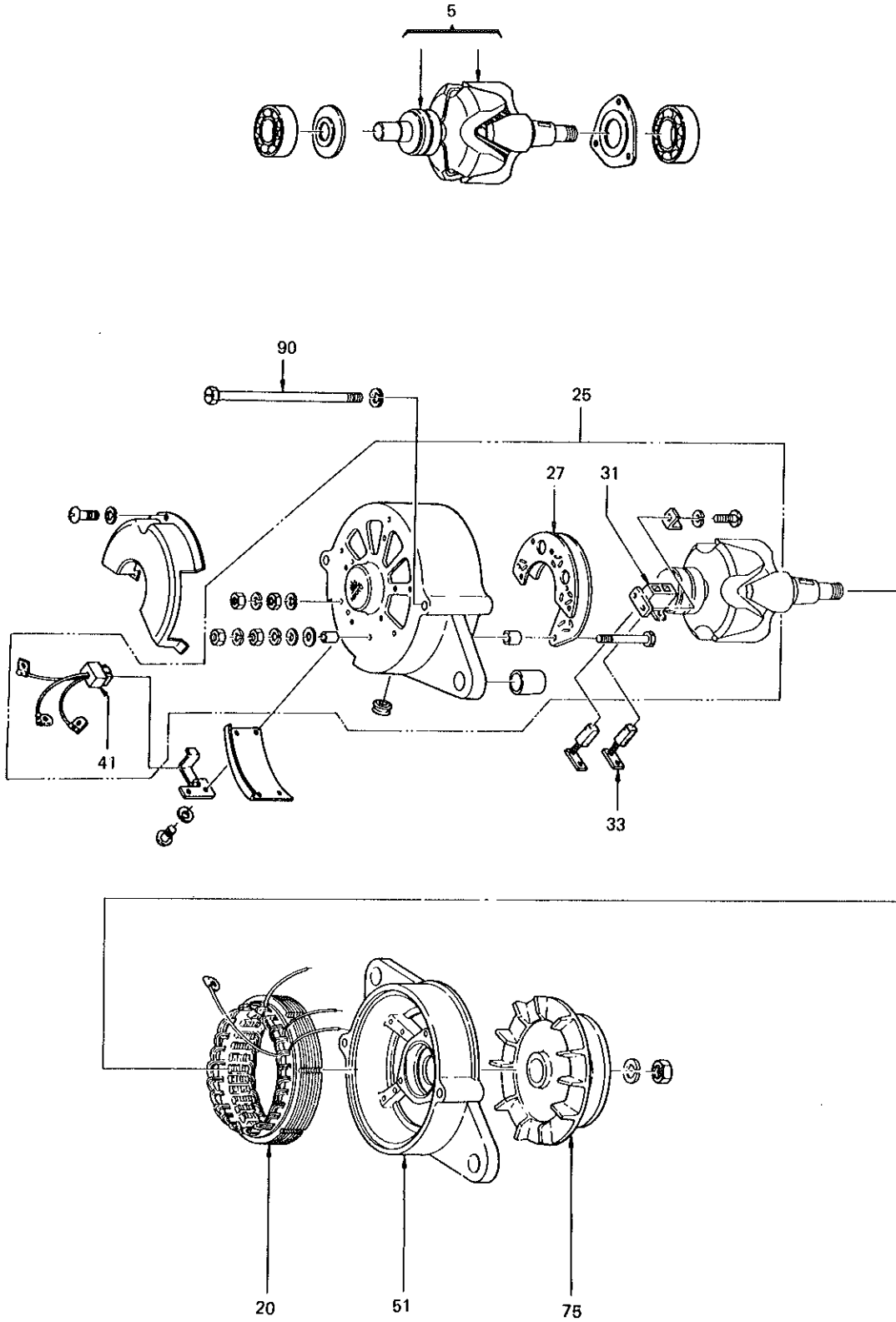
Ref No. Réf N°.	Parts No. Pièces N°.	Description Désignation	Model & Q'ty Modél & Quant		Remarks Remarques
			G	GLF	
16-130	5681-572-9134-0	SHIM, FLYWEIGHT Cale	AR	AR	515729-1340
	5681-572-9135-0	SHIM, FLYWEIGHT Cale	AR	AR	515729-1350
	5681-572-9136-0	SHIM, FLYWEIGHT/0.50 Cale	AR	AR	515729-1360
	5681-572-9137-0	SHIM Cale	AR	AR	515729-1370
	5681-572-9138-0	SHIM, FLYWEIGHT/0.60 Cale	AR	AR	515729-1380
	5681-572-9139-0	SHIM, FLYWEIGHT/0.70 Cale	AR	AR	515729-1390
	5681-572-9140-0	SHIM Cale	AR	AR	515729-1400
	5681-572-9141-0	SHIM, FLYWEIGHT/0.90 Cale	AR	AR	515729-1410
16-131	5681-572-9142-0	SLEEVE, FLYWEIGHT Manchon	1	1	515729-1420
16-132	5681-572-2006-0	FLYWEIGHT ASSY Masselette	1	1	515722-0060
16-134	5690-915-0508-0	WASHER, SP Rondele fretin	1	1	909150-5080
16-135	5681-572-9143-0	NUT, FLYWEIGHT Erou	1	1	515729-1430
16-138	5681-572-9144-0	SEAT, SPRING Coupelle inferieure	1	1	515729-1440
16-140	5681-572-9146-0	SHIM, CONTROL RACK/0.20 Cale	AR	AR	515729-1460
	5681-572-9147-0	SHIM, CONTROL RACK/0.30 Cale	AR	AR	515729-1470
	5681-572-9148-0	SHIM, CONTROL RACK/0.50 Cale	AR	AR	515729-1480
	5681-572-9149-0	SHIM, CONTROL RACK/1.00 Cale	AR	AR	515729-1490
16-144	5681-572-9150-0	GASKET Joint	1	1	515729-1500
16-145	5681-572-1028-0	COVER, R. Couvercle	1	1	515721-0280
16-146	5681-572-9058-0	BOLT Vis	7	7	515729-0580
16-147	5681-561-9067-0	BOLT Vis	1	1	515619-0670
16-150	5681-572-9151-0	NUT Erou	1	1	515729-1510
16-152	5681-572-9152-0	SCREW Vis	1	1	515729-1520
16-153	5681-572-9153-0	NUT Erou	1	1	515729-1530
16-155	5681-572-9161-0	CAP, R. COVER Bouchon	1	1	515729-1610
16-158	5641-563-9008-0	GASKET Joint	1	1	115639-0080
16-159	5698-131-5214-0	BREATHER, AIR Clapet a air	1	1	981315-2140
16-165	5681-561-9068-0	SPRING Ressort	1	1	515619-0680
16-166	5681-561-9069-0	SCREW Vis	1	1	515619-0690
16-167	5681-572-9154-0	GASKET Joint	2	2	515729-1540
16-168	5681-572-9155-0	NUT Erou	1	1	515729-1550
16-171	5681-572-9109-0	ADAPTER Raccord	1	1	515729-1090
16-171-1	5681-572-9162-0	ADAPTER Raccord	1	1	515729-1620
16-174	5681-572-9157-0	CAPSULE, SPRING Capsule	1	1	515729-1570
16-176	5681-572-9158-0	NUT Erou	1	1	515729-1580
16-180	5681-975-1028-0	BRACKET Support	1	1	519751-0280
16-181	5680-930-0045-0	STUD Goujon	3	3	509300-0450
16-182	5681-561-9061-0	PACKING, O-RING Joint	1	1	515619-0610

Fig. 17 STARTER
 Demarreur



Ref No. Réf N°.	Parts No. Pièces N°.	Description Désignation	Model & Q'ty Modél & Quant		Remarks Remarques
			S	LF	
17- 0-1	5698-210-0608-1	STARTER/12V-1.8KW Demarreur	1	1	98210-06081
17- 6	5698-212-3104-0	ARMATURE Induit	1	1	982123-1040
17- 8	5688-112-8026-0	STOPPER, PINION Butee	1	1	581128-0260
17- 18	5688-112-8028-0	WASHER, ADJUST Rondelle	2	2	581128-0280
17- 23	5698-211-1298-0	COIL, FIELD Inducteur	1	1	982111-2980
17- 24	5688-112-9024-0	SCREW Vis	4	4	581129-0240
17- 30	5698-211-6149-0	COVER, R. ASSY Cage du collecteur	1	1	98211-61490
17- 31	5698-211-3901-0	COVER, R. Support de palier	1	1	982113-9010
17- 32	5698-211-5433-0	METAL, R. Bague de palier	1	1	982115-4330
17- 35	5698-211-1731-0	SPRING, BRUSH Resort	4	4	982111-7310
17- 37	5698-211-1654-0	BRUSH Brais	4	4	982111-6540
17- 50	5698-212-6107-0	BRACKET, CENTER ASSY Cage du bendix	1	1	982126-1070
17- 52	5698-212-6108-0	METAL, CENTER Collier	1	1	982126-1080
17- 55	5698-212-3204-0	CLUTCH, PINION ASSY Roue libre a rouleaux	1	1	98212-32040
17- 65	5698-211-1384-0	CASE, GEAR ASSY Carter	1	1	982111-3840
17- 66	5698-211-5433-0	METAL, CENTER Collier	1	1	982115-4330
17- 77	5688-112-9021-0	PIN Goupille	1	1	581129-0210
17- 80	5698-215-0503-0	SWITCH, MAGNETIC ASSY Bouton de commande	1	1	982150-5030
17- 85	5698-211-6120-0	BOLT, THROUGH Vis	2	2	982116-1200
17-104	5698-215-5307-0	PACKING Joint	1	1	982155-3070
17-105	5698-211-5362-0	O-RING Joint torique	1	1	982115-3620
17-107	5688-112-9022-0	PACKING Joint	4	4	581129-0220
17-111	5688-112-9023-0	O-RING Joint torique	1	1	581129-0230

Fig. 18 GENERATOR
Dynamo



Ref No. Réf N°.	Parts No. Pièces N°.	Description Désignation	Model & Q'ty Modél & Quant		Remarks Remarques
			S	LF	
18- 0-1	5688-120-0273-0	GENERATOR/12V-10A Dynamo	1	1	581200-2730
18- 5	5698-222-3109-0	ROTOR ASSY Rotor	1	1	982223-1090
18-20	5698-223-1109-0	STATOR ASSY Stator	1	1	982231-1090
18-25	5688-111-5012-0	COVER, R. ASSY Flasque av.	1	1	581115-0120
18-27	5688-121-9005-0	RECTIFIRE ASSY Plaque a diodes	1	1	581219-0050
18-31	5698-221-5926-0	HOLDER, BRUSH Porte balais	1	1	982215-9260
18-33	5648-121-5005-0	BRUSH Balai	2	2	181215-0050
18-41	5688-121-9006-0	TERMINAL ASSY Borne	1	1	581219-0060
18-51	5698-223-1307-0	COVER, F. Flasque ar.	1	1	982231-3070
18-75	5698-223-3208-0	PULLEY ASSY Poulie	1	1	982233-2080
18-90	5698-223-5060-0	BOLT, THROUGH Vis	2	2	982235-0600

Handwritten text, likely bleed-through from the reverse side of the page. The text is extremely faint and illegible due to low contrast and fading. It appears to be organized into several columns or paragraphs, but the specific words and sentences cannot be discerned.


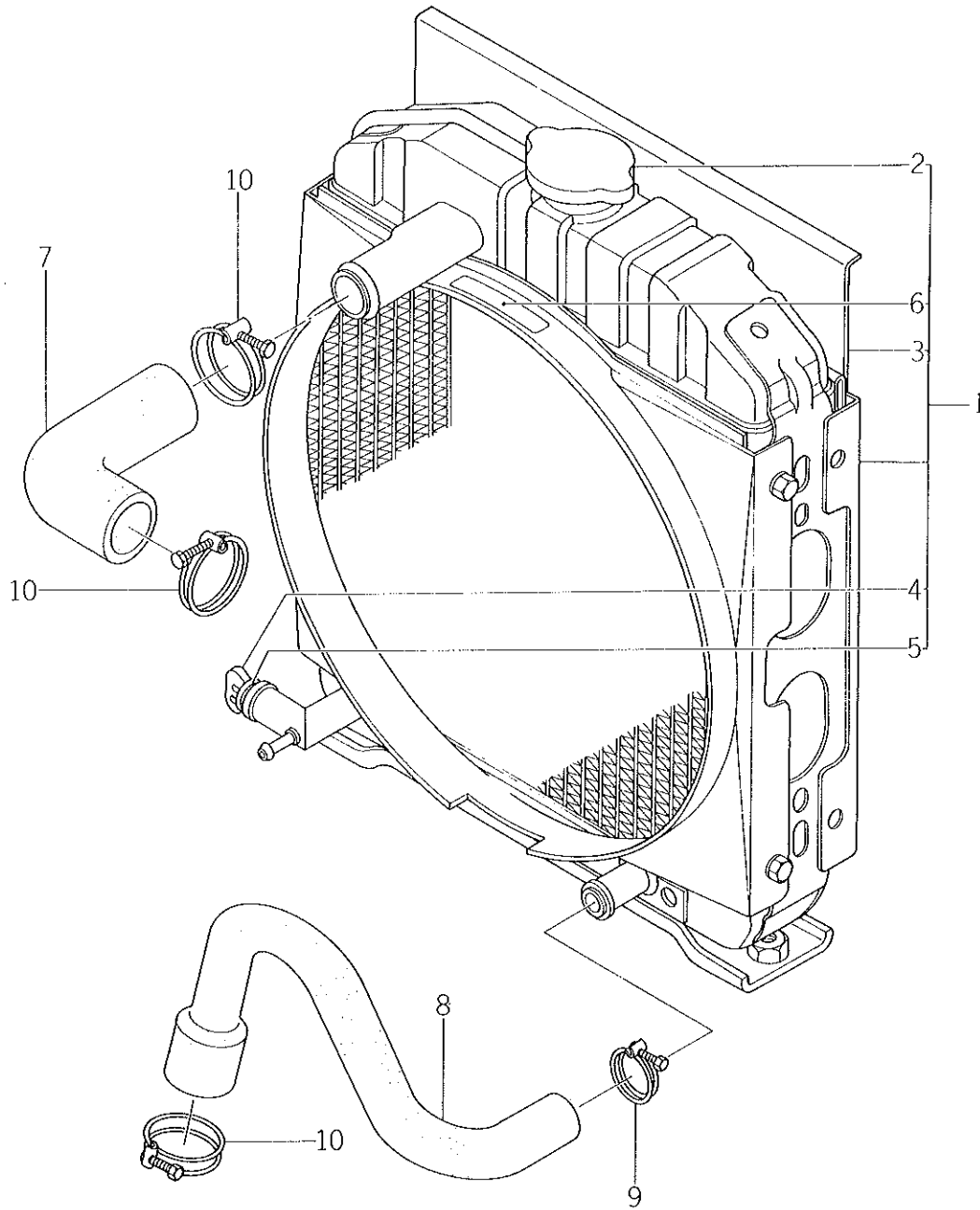


Fig. 19 RADIATOR
Radiateur

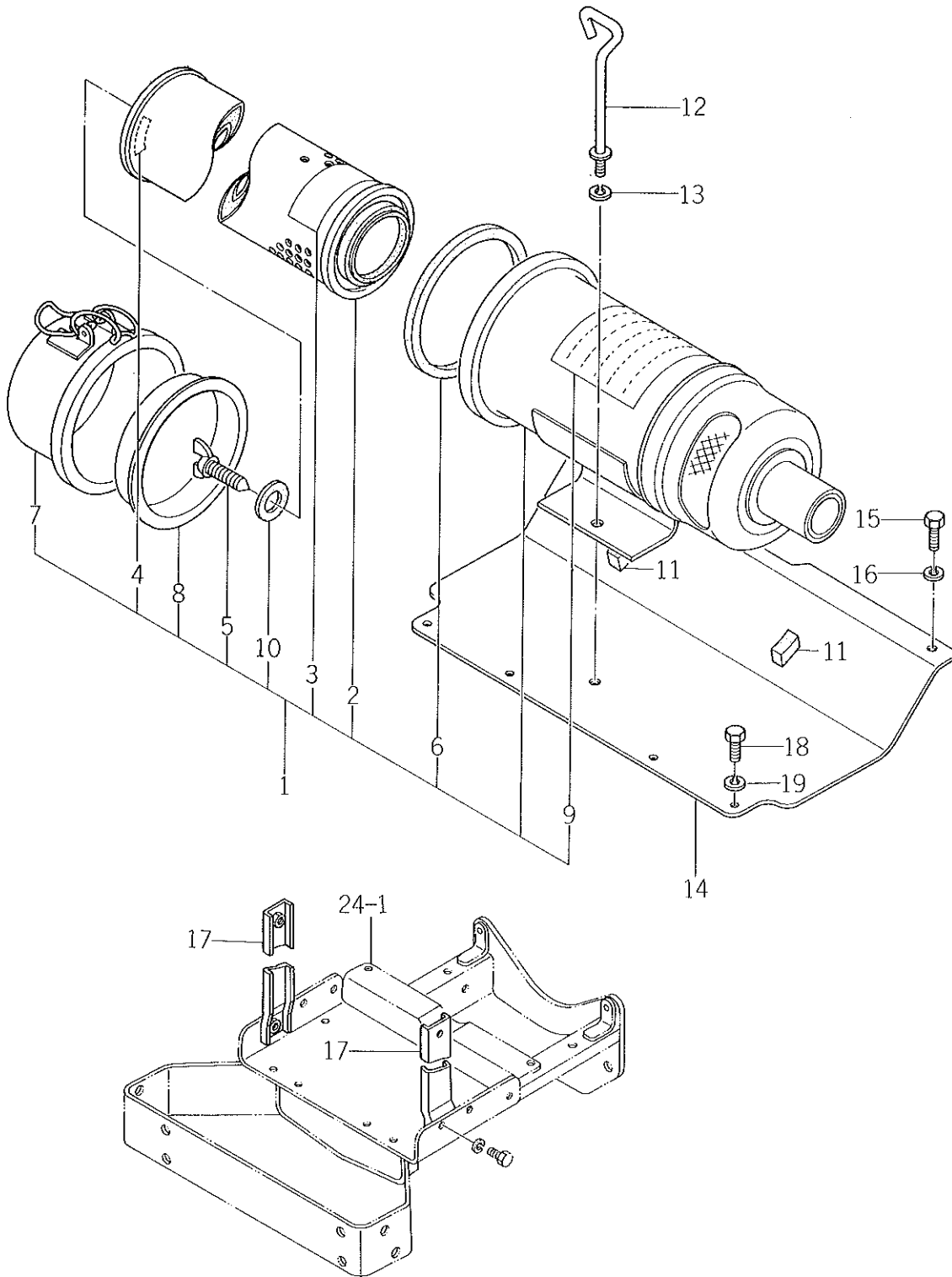


Ref No. Réf N°.	Parts No. Pièces N°.	Description Désignation	Model & Q'ty Modél & Quant		Remarks Remarques
			S	LF	
19- 1	1422-151-2100-0	RADIATOR Radiateur complet	1	1	
19- 2	1421-101-3130-0	•CAP Bouchon de radiateur	1	1	
19- 3	1421-101-3120-0	•NET Filet	1	1	
19- 4	1424-101-2030-0	•PLUG Robinet de vidange	1	1	
19- 5	1424-101-2040-0	•PACKING Joint de vidange	1	1	
19- 6	1422-151-2120-0	• PLATE, CAUTION Etiquette	1	1	
19- 7	1423-101-0051-0	HOSE, RADIATOR UP Durite d'eau	1	1	
19- 8	1421-101-0090-0	HOSE, RADIATOR LW Durite d'eau	1	1	
19- 9	1421-101-0120-0	CLIP Collier	1	1	
19-10	1424-101-0040-0	CLIP Collier	3	3	

Fig. 20

INTAKE SYSTEM

Filtre a air



Applicable Parts Catalogue (Book No.) Subject:
 TS2220 Modified CLEANER, AIR ASSY

(No. 1400-098-0130-0)

Inf. No. 81-34 (2/5)

Date issued
 DEC. 26. 1981

No.	Page	Ref. No.	Old		New		Applicable model
			Parts No.	Description	Q'ty	Parts No.	
1.	46	20-1	1422-152-2100-0	CLEANER, AIR ASSY	1		
2.	46	20-2	1422-152-2300-0	.ELEMENT ASSY/PAPER	1		
3.	46	20-3	1422-152-2310-0	.PAPER, CAUTION A	1		
4.	46	20-4	1422-152-2320-0	.PAPER, CAUTION B	1		
5.	46	20-5	1421-131-2110-0	.BOLT, WING ASSY	1		
6.	46	20-6	1419-101-0130-0	.PACKING	1		
7.	46	20-7	1421-101-0070-0	.PAN, DUST ASSY	1		
8.	46	20-8	1419-101-0120-0	.DIVIDER ASSY	1		
9.	46	20-9	1422-152-2210-0	.PAPER, CAUTION B	1		
10.	46	20-10	1419-101-0100-0	.PACKING ASSY	1		
11.	46	20-20				1422-152-2400-0	CLEANER, AIR ASSY (A) 1
12.	46	20-21				1422-152-2210-0	.PAPER, CAUTION B 1
13.	46	20-22				1422-152-2600-0	.ELEMENT, ASSY/PAPER (C) 3
14.	46	20-23				1422-152-2310-0	..PAPER, CAUTION A 1
15.	46	20-24				1422-152-2320-0	..PAPER, CAUTION C 1
16.	46	20-25				1421-131-2700-0	.PAN, DUST ASSY (C) 1
17.	46	20-26				1421-131-2800-0	.DIVIDER ASSY (C) 1
18.	46	20-27				1421-131-2110-0	.BOLT, WING 1
19.	46	20-28				1419-101-0100-0	.PACKING 1

Applicable parts with specified chassis numbers : TS2220S #000468-
 TS2220LF #000850-

ITC (Interchangeability)

(A) : Old (O) : New

(B) : Old (X) : New

(C) : Old (X) : New

(D) : Abolished

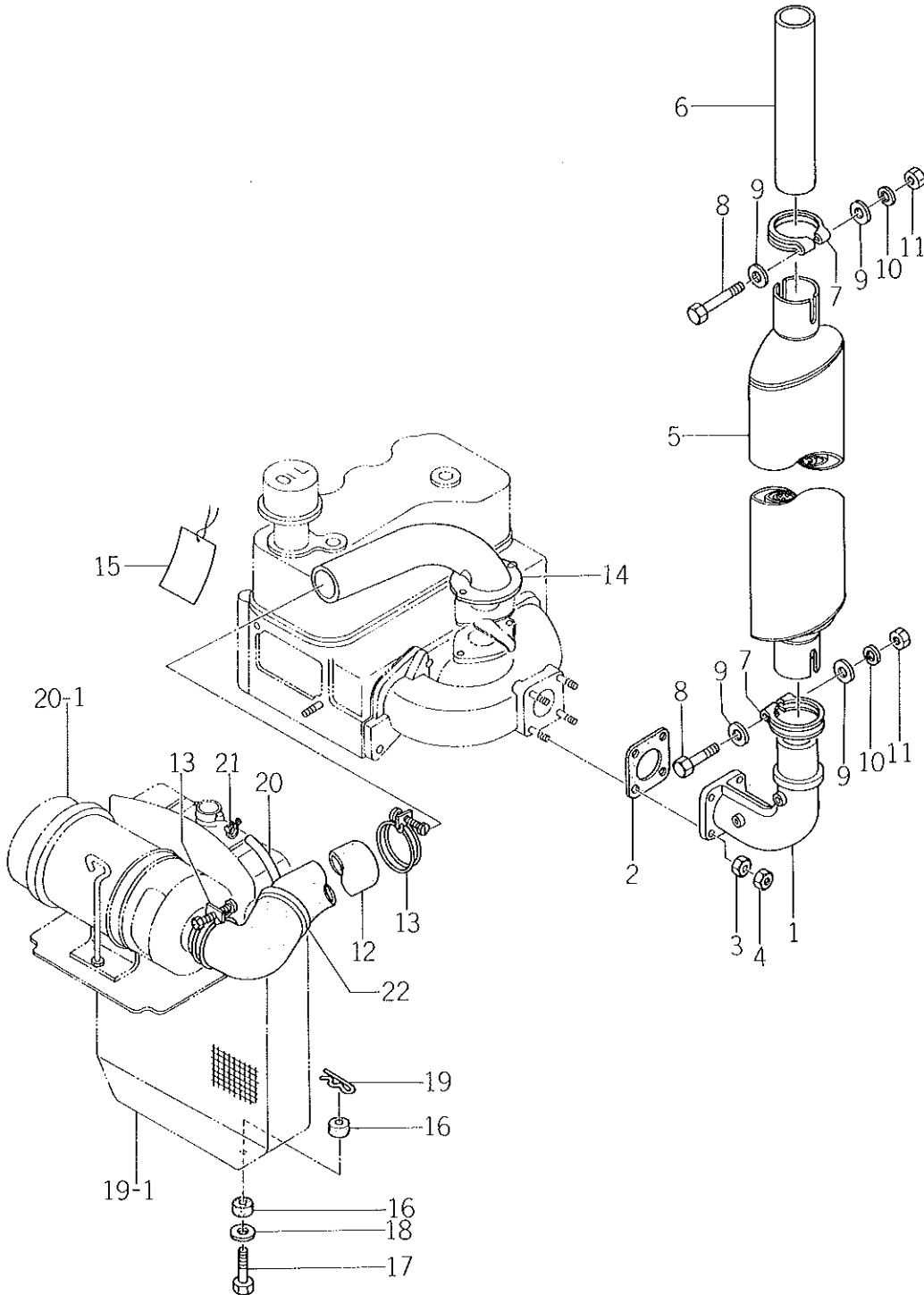
(E) : Newly included



Ref No. Réf N ^o .	Parts No. Pièces N ^o .	Description Désignation	Model & Q'ty Modél & Quant		Remarks Remarques
			S	LF	
X20- 1	1422-152-2100-0	CLEANER, AIR ASSY Filtre a air	1	1	Included 3, 4
X20- 2	1422-152-2300-0	• ELEMENT ASSY/PAPER Cartouche	1	1	
X20- 3	1422-152-2310-0	• PAPER, CAUTION A Etiquette	1	1	
X20- 4	1422-152-2320-0	• PAPER, CAUTION C Etiquette	1	1	
X20- 5	1421-131-2110-0	• BOLT, WING ASSY Vis a oreilles	1	1	
X20- 6	1419-101-0130-0	• PACKING Joint	1	1	
X20- 7	1421-101-0070-0	• PAN, DUST ASSY Casserole	1	1	
X20- 8	1419-101-0120-0	• DIVIDER ASSY Diviseur	1	1	
X20- 9	1422-152-2210-0	• PAPER, CAUTION B Etiquette	1	1	
X20-10	1419-101-0100-0	• PACKING ASSY Joint	1	1	
20-11	1421-602-0080-0	CUSHION, C/RUBBER Silentloc	2	2	see copy of info ^o 81-34 (2/5) Dec. 26, '81.
20-12	1421-101-0130-0	BOLT, WING Vis a oreilles	1	1	
20-13	V401-160-0080-0	WASHER, SP/M8 Rondelle frein	1	1	
20-14	1421-602-6000-0	BRACKET Support	1	1	
20-15	V201-260-8020-0	BOLT/M8x20 Vis	2	2	
20-16	V401-160-0080-0	WASHER, SP/M8 Rondelle frein	2	2	
20-17	1421-602-7000-0	STAY, BRACKET Appui	2	2	
20-18	V201-260-8020-0	BOLT/M8x20 Vis	4	4	
20-19	V401-160-0080-0	WASHER, SP/M8 Rondelle frein	4	4	
20-20					
20-21					
20-22					
20-23					
20-24					
20-25					
20-26					
20-27					
20-28					

Fig. 21

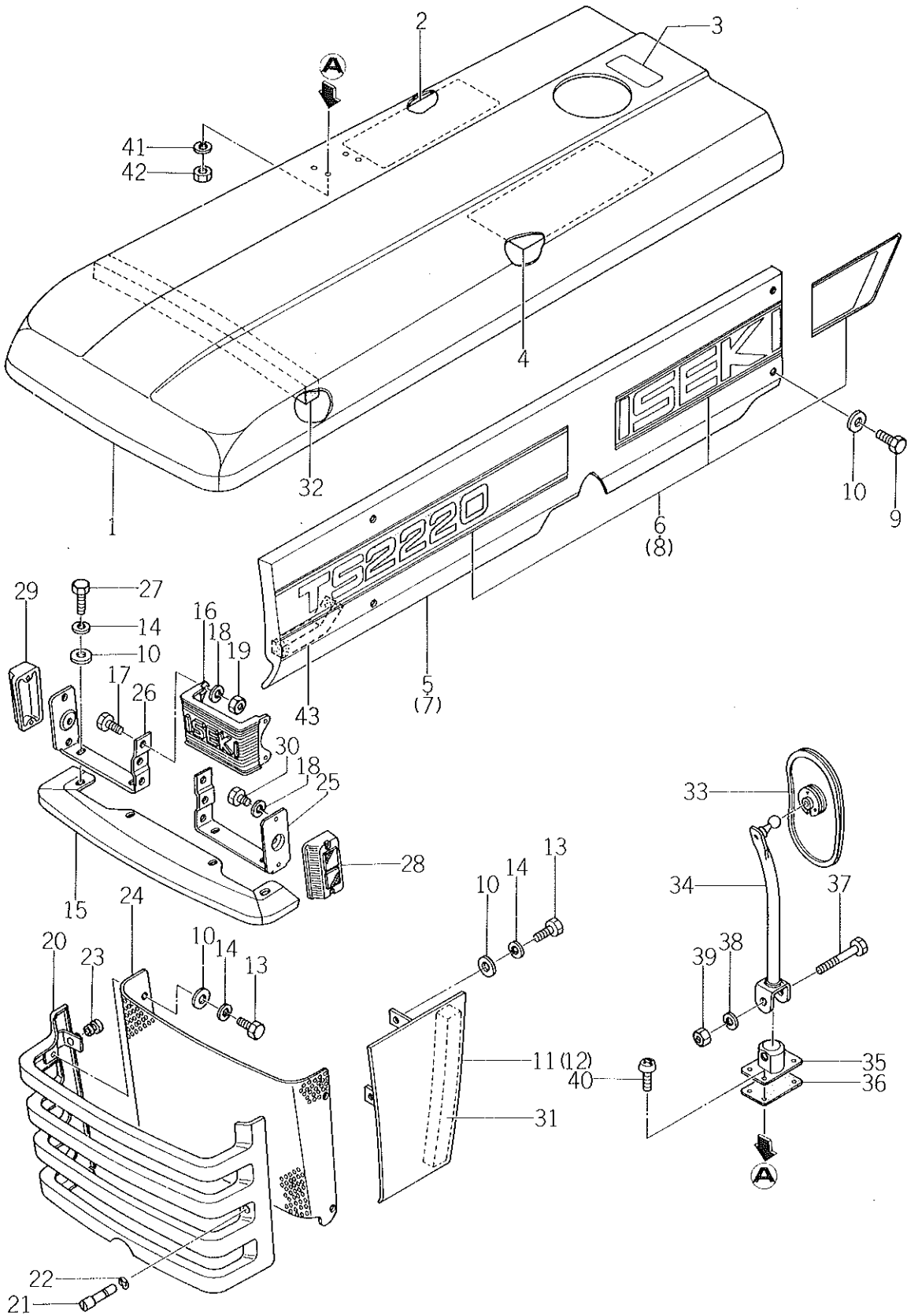
EXHAUST AND INTAKE SYSTEM
Silencieux et tuyau d'échappement



Ref No. Réf N°.	Parts No. Pièces N°.	Description Désignation	Model & Q'ty Modél & Quant		Remarks Remarques
			S	LF	
21- 1	1419-101-0030-0	PIPE, EXH. Pipe d'échappement	1	1	
21- 2	1415-101-0180-0	GASKET Joint	1	1	
21- 3	V303-260-0080-0	NUT/M8 Erou	4	4	
21- 4	V305-260-0080-0	NUT/M8 Erou	4	4	
21- 5	1421-101-3000-0	MUFFLER Silencieux	1	1	
21- 6	1421-101-0030-0	PIPE, TAIL Tube d'échappement	1	1	
21- 7	1431-101-0020-0	CLAMP, MUFFLER Attache	2	2	
21- 8	V201-261-0070-0	BOLT/M10×70 Vis	2	2	
21- 9	V413-160-0100-0	WASHER/M10 Rondelle	4	4	
21-10	V401-160-0100-0	WASHER, SP/M10 Rondelle frein	2	2	
21-11	V300-260-0100-0	NUT/M10 Erou	2	2	
21-12	1421-101-0050-0	PIPE, RUBBER Durit	1	1	
21-13	1415-101-0400-0	CLIP/C Collier	2	2	
21-14	1430-101-2201-0	PIPE, INLET Pipe d'admission	1	1	
21-15	1427-932-0030-0	TAG, OIL CAUTION Joint	1	1	
21-16	1415-101-0100-0	CUSHION, RADIATOR Silentbloc	4	4	
21-17	1421-101-0010-0	BOLT/M10×42 Vis	2	2	
21-18	V413-160-0120-0	WASHER/M12 Rondelle	2	2	
21-19	1305-241-0010-0	PIN, HAIR Attache beta	2	2	
21-20	1421-101-0080-0	HOSE, DRAIN Conduit d'expansion	1	1	
21-21	1417-102-0050-0	BAND, HOSE Collier	2	2	
21-22	1422-605-0050-0	SEAL, C Joint	1	1	

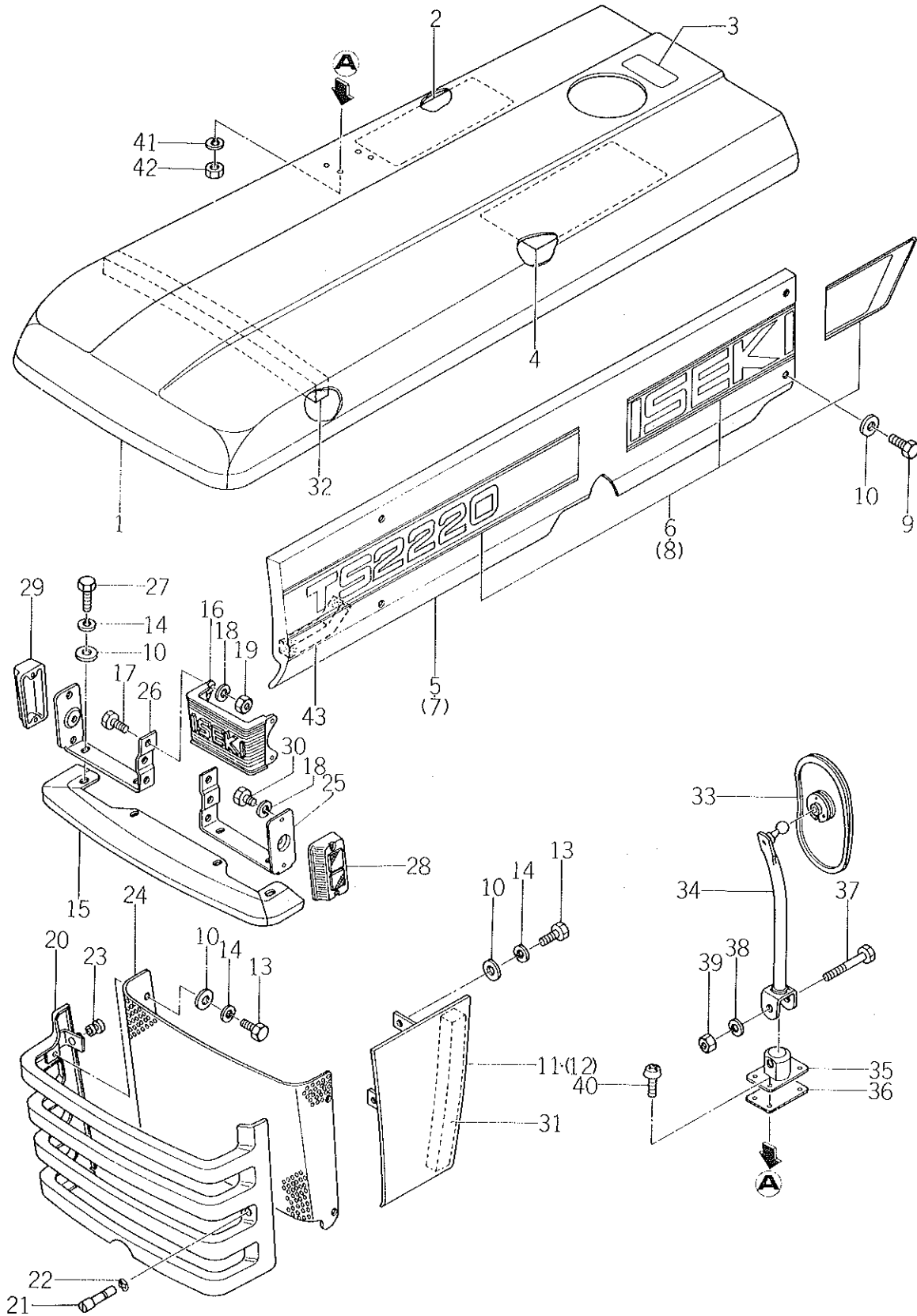
Fig. 22

BONNET
Carenage



Ref No. Réf N°.	Parts No. Pièces N°.	Description Désignation	Model & Q'ty Modél & Quant		Remarks Remarques
			S	LF	
22- 1	1421-601-1000-1	BONNET Capot du moteur	1	1	
22- 2	1422-938-0010-0	MARK, OIL Etiquette	1	1	
22- 3	1427-941-0160-0	MARK, FUEL Etiquette	1	1	
X22- 4	1422-940-0040-0 1421-940-0041-0	MARK, WIRING Etiquette	1	1	ⓑ info n° 61-34 (4/5) Dec. 26, '81.
22- 5	1430-601-0010-0	SIDE Plaque G.	1	1	
22- 6	1438-935-0010-0	MARK Etiquette G	1	1	
22- 7	1421-601-0020-0	SIDE, BONNET RH Plaque D.	1	1	
22- 8	1438-935-0020-0	MARK, SIDE RH Etiquette D.	1	1	
22- 9	1421-601-0030-0	BOLT, SET Vis	8	8	
22-10	V413-160-0080-0	WASHER/M8 Rondelle	22	22	
22-11	1421-601-2000-0	PLATE, SIDE LH Joue G.	1	1	
22-12	1421-601-3000-0	PLATE, SIDE RH Joue D.	1	1	
22-13	V201-260-8016-0	BOLT/M8×16 Vis	10	10	
22-14	V401-160-0080-0	WASHER, SP/M8 Rondelle frein	14	14	
22-15	1421-601-0040-0	MARK Traverse av	1	1	
22-16	1421-901-0030-0	MARK, F. Etiquette	1	1	
22-17	V200-260-6016-0	BOLT/M6×16 Vis	4	4	
22-18	V401-160-0060-0	WASHER Rondelle frein	8	8	
22-19	V300-260-0060-0	NUT/M6 Erou	4	4	
22-20	1422-651-2000-0	GRILLE Calandre	1	1	
22-21	1421-601-0050-0	FASTENER Goupille	2	2	
22-22	V710-140-0090-0	RING, SNAP/E9 Collet d'axe	2	2	
22-23	1421-601-0060-0	CUSHION/RUBBER Silenthloc	4	4	
22-24	1421-601-0070-0	NET Filet	1	1	
22-25	1421-601-0111-0	STAY, LIGHT LH Appui G.	1	1	
22-26	1421-601-0121-0	STAY, LIGHT RH Appui D.	1	1	
22-27	V201-260-8020-0	BOLT/M8×20 Vis	4	4	
22-28	1421-601-0080-0	MARKER, SIDE LH Etiquette	1	1	
22-29	1421-601-0090-0	MARKER, SIDE RH Etiquette	1	1	
22-30	V200-260-6012-0	BOLT/M6×12 Vis	4	4	
22-31	1422-605-0040-0	SEAL, B Joint	2	2	
22-32	1422-605-0060-0	SEAL, D Joint	1	1	
22-33	1421-621-2100-0	MIRROR, R.VIEW ASSY Retroviseur	1	1	
22-34	1421-621-2200-0	STAY, MIRROR Appui	1	1	
22-35	1421-621-0390-0	BRACKET, MIRROR Support	1	1	
22-36	1421-621-0410-0	PACKING Joint	1	1	
22-37	V201-261-0050-0	BOLT/M10×50 Vis	1	1	
22-38	V401-160-0100-0	WASHER, SP/M10 Rondelle frein	1	1	

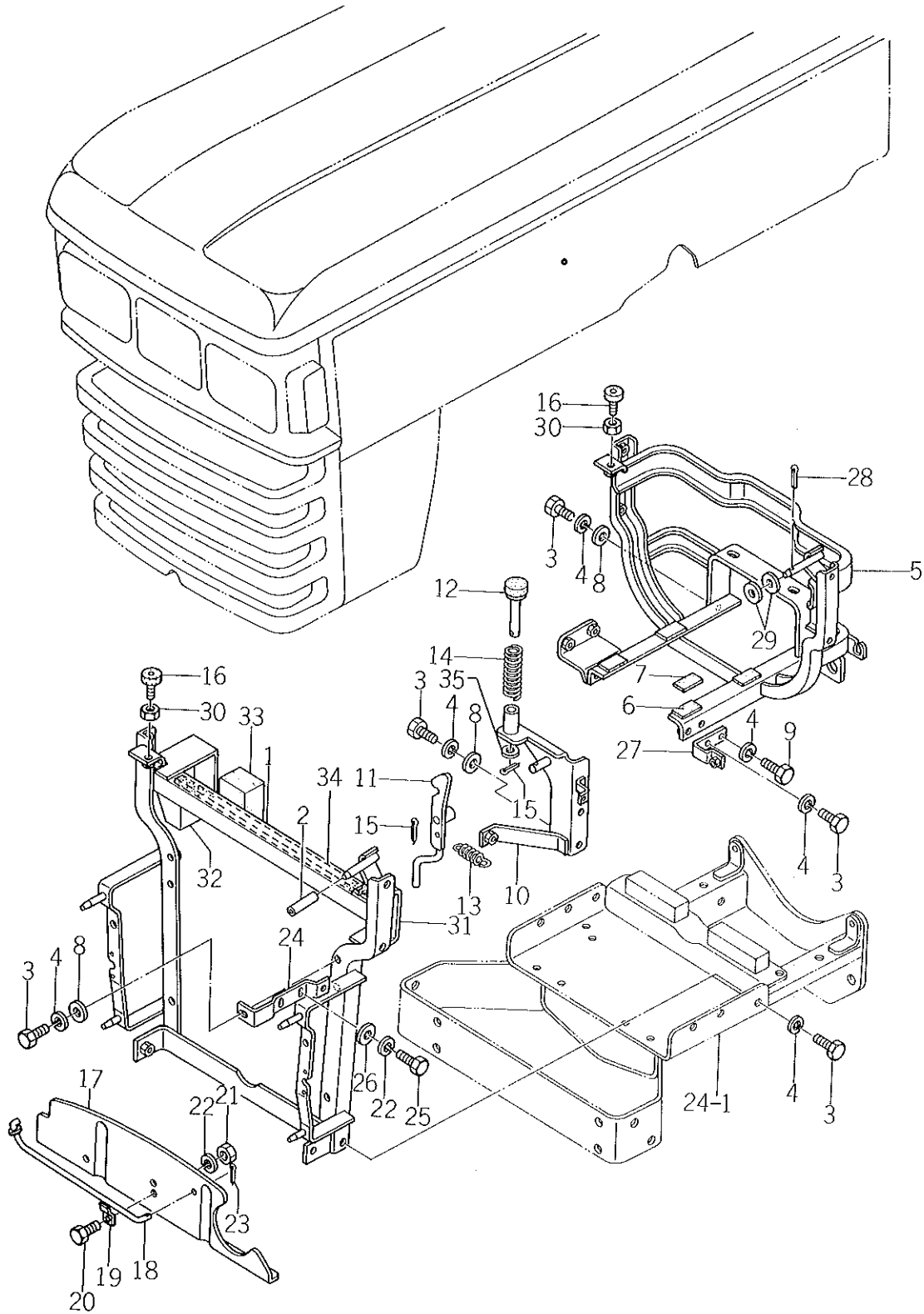
Fig. 22 BONNET
Carenage



Ref No. Réf N°.	Parts No. Pièces N°.	Description Désignation	Model & Q'ty Modél & Quant		Remarks Remarques
			S		
22-39	V300-260-0100-0	NUT/M10 Erou	1	1	
22-40	V111-166-0016-0	SCREW/M6 × 16 Vis	4	4	
22-41	V401-160-0060-0	WASHER, SP/M6 Rondelle frein	4	4	
22-42	V300-260-0060-0	NUT/M6 Erou	4	4	
22-43	1430-605-0010-0	SEAL, BRACKET A Support	2	2	

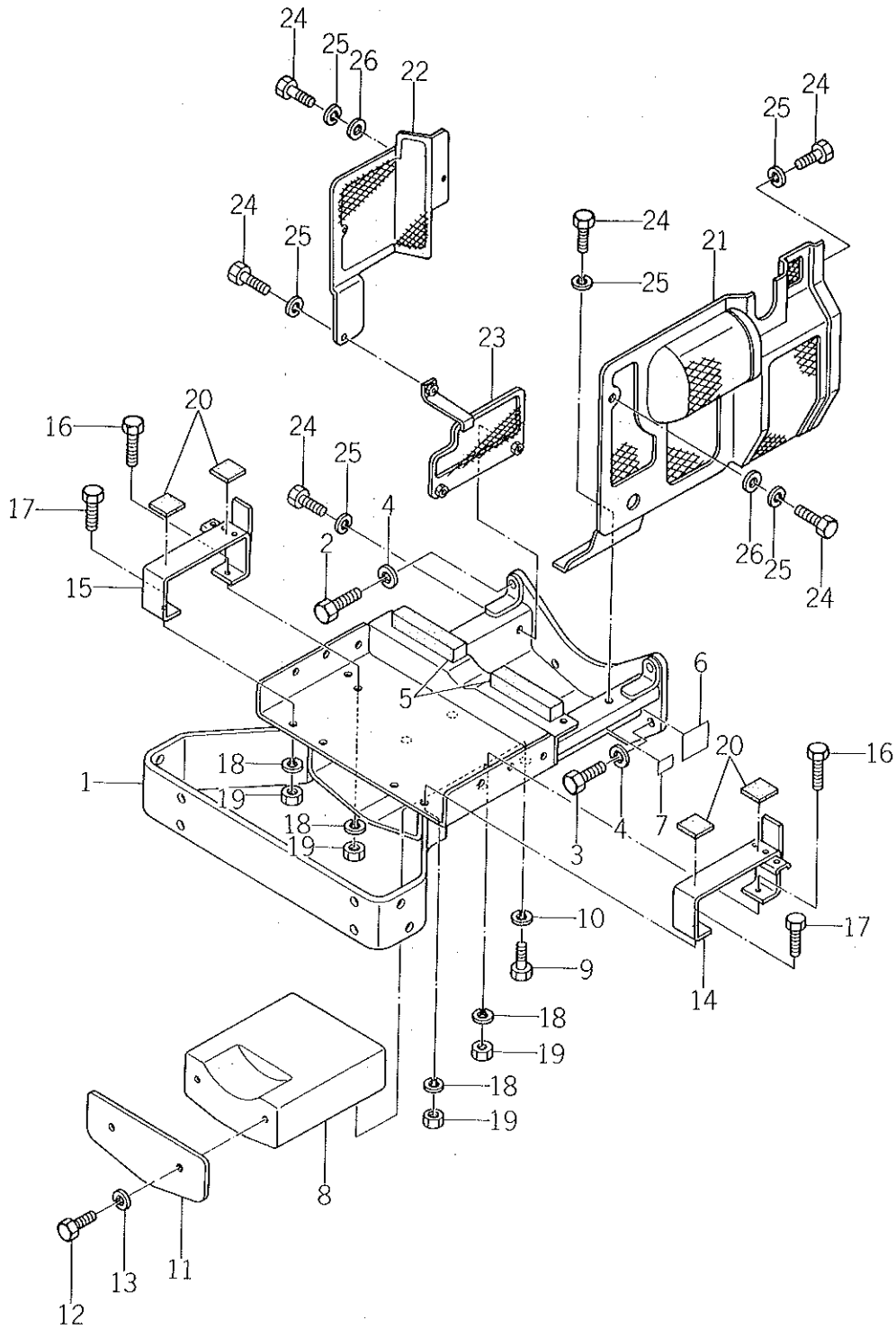
Fig. 23

FRAME SYSTEM
Chassis



Ref No. Réf N°.	Parts No. Pièces N°.	Description Désignation	Model & Q'ty Modél & Quant		Remarks Remarques
			S	LF	
23- 1	1422-656-2001-0	FRAME, F Chassis av.	1	1	
23- 2	1421-602-0010-0	BUSH Coussinet	2	2	
23- 3	V201-260-8016-0	BOLT/M8×16 Vis	13	13	
23- 4	V401-160-0080-0	WASHER, SP/M8 Rondelle frein	14	14	
23- 5	1422-656-2100-0	FRAME, R. Chassis ar.	1	1	
23- 6	3746-261-2050-0	PLATE/RUBBER Plaque	4	4	
23- 7	1421-602-0090-0	CUSHION, TANK/RUBBER Cale	2	2	For Adjusting
23- 8	V413-160-0080-0	WASHER/M8 Rondelle	5	5	
23- 9	V201-260-8020-0	BOLT/M8×20 Vis	1	1	
23-10	1430-602-2000-0	STAY, CATCHER Appui	1	1	
23-11	1421-602-4001-0	HOOK Crochet	1	1	
23-12	1421-602-0110-0	SUPPORT, SPRING Support	1	1	
23-13	1421-602-0030-0	SPRING, TENSION/65 Ressort	1	1	
23-14	1421-602-0040-0	SPRING, TENSION/85 Ressort	1	1	
23-1	V500-152-5018-0	PIN, SPLIT/2.5×18 Goupille fendue	2	2	
23-16	1421-602-0051-0	CUSHION, B/RUBBER Cale B	2	2	
23-17	1421-602-0060-0	PLATE, SEAL Plaque	1	1	
23-18	1421-602-8000-0	STOPPER, BONNET Arret	1	1	
23-19	1421-602-0070-0	SPRING, ROD Ressort	1	1	
23-20	V200-260-6012-0	BOLT/M6×12 Vis	1	1	
23-21	V300-260-0060-0	NUT/M6 Erou	1	1	
23-22	V401-160-0060-0	WASHER, SP/M6 Rondelle frein	5	5	
23-23	V500-152-0018-0	PIN, SPLIT/2×18 Goupille fendue	1	1	
23-24	1421-604-3000-0	STAY, COVER A Bride	2	2	
23-25	V200-260-6016-0	BOLT/M6×16 Vis	4	4	
23-26	V413-160-0060-0	WASHER/M6 Rondelle	4	4	
23-27	1430-604-2200-0	STAY, COVER Bride	1	1	
23-28	V500-152-5015-0	PIN, SPLIT/2.5×15 Goupille fendue	1	1	
23-29	V413-160-0080-0	WASHER/M8 Rondelle	2	2	For Adjusting
23-30	V302-260-0080-0	NUT/M8 Erou	2	2	
23-31	1422-605-0010-0	HOLDER, SEAL LH Raccord G.	1	1	
23-32	1422-605-0020-0	HOLDER, SEAL RH Raccord D.	1	1	
23-33	1422-605-0030-0	SEAL, A Joint	2	2	
23-34	1430-605-0020-0	SEAL, BRACKET B Support	1	1	
23-35	V413-160-0010-0	WASHER/M10 Rondelle	1	1	

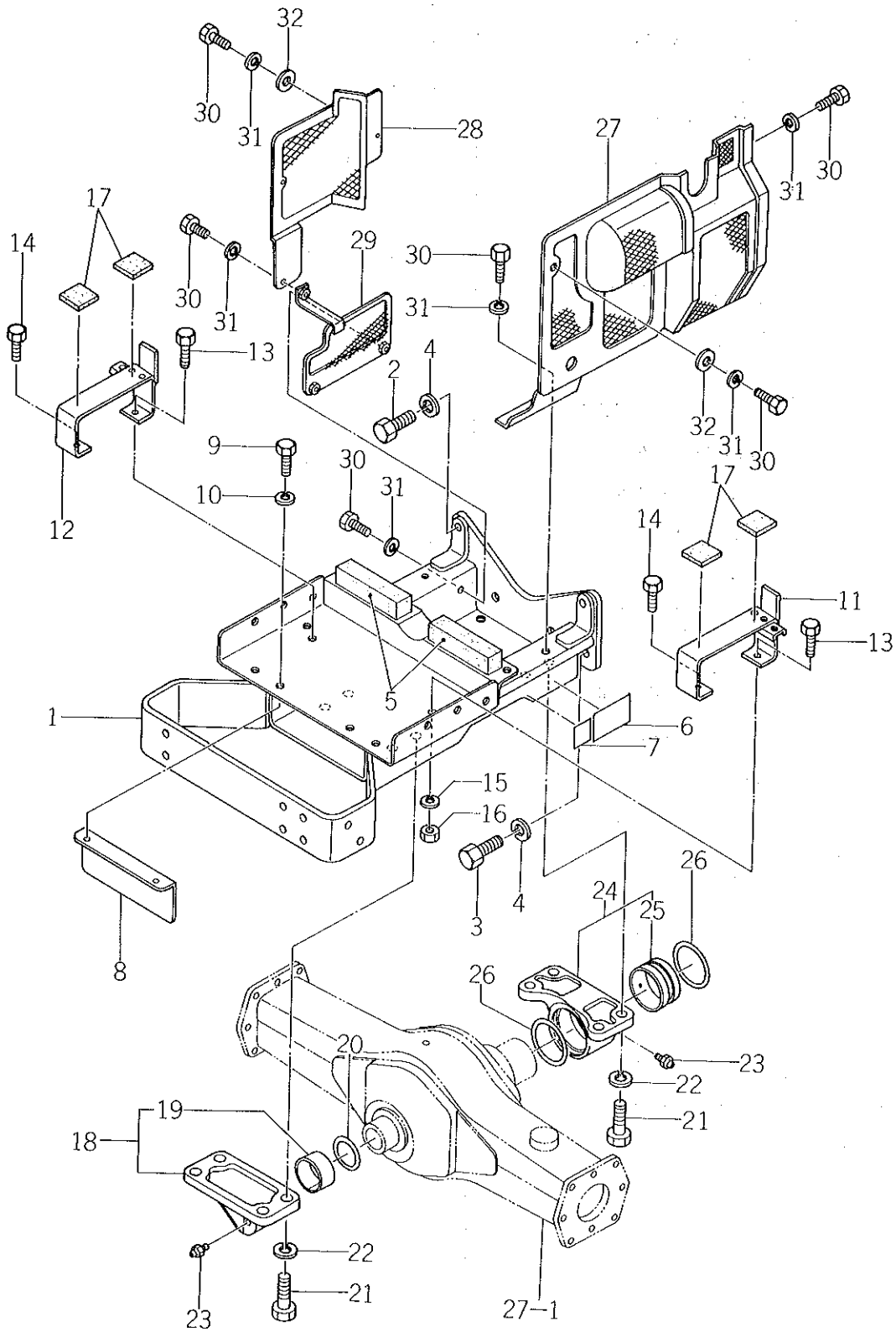
Fig. 24 AXLE BRACKET (S-TYPE)
Support d'essieu



Ref No. Réf N°.	Parts No. Pièces N°.	Description Désignation	Model & Q'ty Modél & Quant		Remarks Remarques
			S	LF	
24- 1	1422-452-2000-0	BRACKET, AXLE Chassis av.	1		
24- 2	V201-461-4035-0	BOLT/M14×35 Vis	2		
24- 3	V201-461-4032-0	BOLT/M14×32 Vis	4		
24- 4	V401-160-0140-0	WASHER, SP/M14 Rondelle frein	6		
24- 5	1422-681-0010-0	SEAL Joint	2		
24- 6	1438-947-0010-0	MARK, MODEL Etiquette	1		
24- 7	1427-932-0090-0	MARK, TYPE/E21 Etiquette	1	1	
24- 7-1	1427-932-0110-0	MARK, TYPE/E22 Etiquette	1	1	
24- 7-2	1422-948-0010-0	MARK, TYPE/E23 Etiquette	1	1	
24- 7-3	1427-932-0140-0	MARK, TYPE/E41 Etiquette	1		
24- 7-4	1427-932-0150-0	MARK, TYPE/E42 Etiquette	1		
24- 7-5	1427-932-0160-0	MARK, TYPE/E43 Etiquette	1		
24- 8	1430-401-0010-0	WEIGHT, BALANCE/14 Contrepoids	1		
24- 9	V201-261-0020-0	BOLT/M10×20 Vis	2		
24-10	V401-160-0100-0	WASHER, SP/M10 Rondelle frein	2		
24-11	1430-401-0020-0	PLATE, SEAL Plaque	1		
24-12	V201-260-8016-0	BOLT/M8×16 Vis	2		
24-13	V401-160-0080-0	WASHER, SP/M8 Rondelle frein	2		
24-14	1422-451-2101-0	BASE, BATTERY LH Cuvette de batterie G.	1		
24-15	1422-451-2201-0	BASE, BATTERY RH Cuvette de batterie D.	1		
24-16	V201-260-8025-0	BOLT/M8×25 Vis	2		
24-17	V201-260-8016-0	BOLT/M8×16 Vis	2		
24-18	V401-160-0080-0	WASHER, SP/M8 Rondelle frein	4		
24-19	V300-260-0080-0	NUT/M8 Ecrout	4		① imp no 82-06 (6/6) March 31, '82
24-20	3746-261-2050-0	PLATE/RUBBER Plaque	4		
24-21	1430-604-2000-0	COVER, FAN A Couvercle	1		
24-22	1430-604-2300-0	COVER, FAN B Couvercle	1		
24-23	1430-604-2400-0	COVER, FAN C Couvercle	1		
24-24	V201-260-8016-0	BOLT/M8×16 Vis	7		
24-25	V401-160-0080-0	WASHER, SP/M8 Rondelle frein	7		
24-26	V413-160-0080-0	WASHER/M8 Rondelle	3		

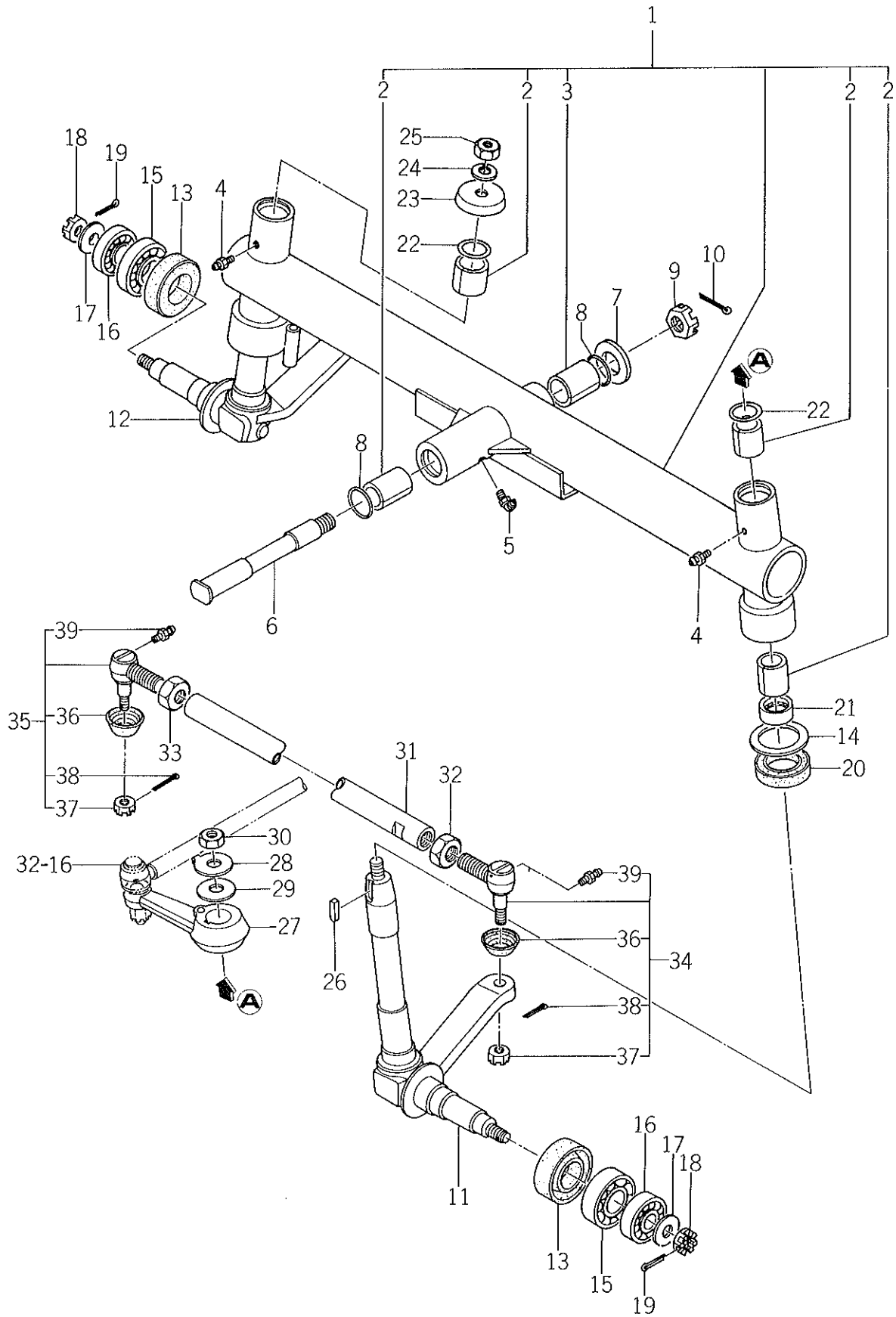
Fig. 25

AXLE BRACKET (GLF-TYPE)
Support d'essieu



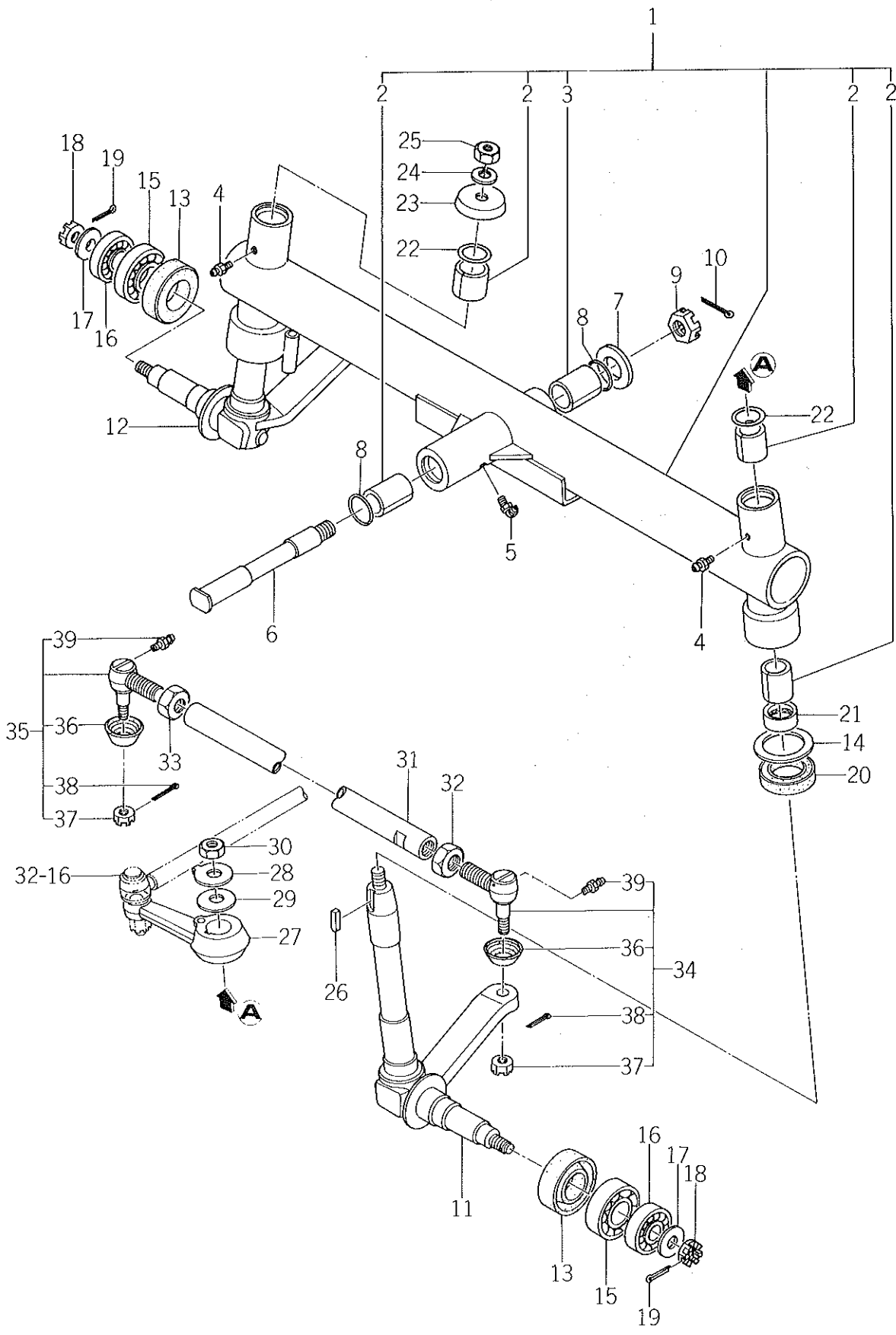
Ref No. Réf N°.	Parts No. Pièces N°.	Description Désignation	Model & Q'ty Modél & Quant		Remarks Remarques
			S	LF	
25- 1	1422-456-2000-0	BRACKET, AXLE Chassis			
25- 2	V201-461-4035-0	BOLT/M14×35 Vis			
25- 3	V201-461-4032-0	BOLT/M14×32 Vis			
25- 4	V401-160-0140-0	WASHER, SP/M14 Rondelle frein			
25- 5	1422-681-0010-0	SEAL Plaque			
25- 6	1438-947-0020-0	MARK, MODEL/LF Etiquette			
25- 7	1427-932-0090-0	MARK, TYPE/E21 Etiquette	1	1	for E21
25- 7-1	1427-932-0110-0	MARK, TYPE/E22 Etiquette	1	1	for E22
25- 7-2	1422-948-0010-0	MARK, TYPE/23 Etiquette	1	1	for E23
25- 7-3	1427-932-0140-0	MARK, TYPE/E41 Etiquette		1	for E41
25- 7-4	1427-932-0150-0	MARK, TYPE/E42 Etiquette		1	for E42
25- 7-5	1427-932-0160-0	MARK, TYPE/E43 Etiquette		1	for E43
25- 8	1422-455-2100-0	PLATE, END Plaque		1	
25- 9	V201-260-8016-0	BOLT/M8×16 Vis		2	
25-10	V401-160-0080-0	WASHER, SP/M8 Rondelle frein		2	
25-11	1422-451-2101-0	BASE, BATTERY LH Cuvette de batterie		1	
25-12	1422-451-2201-0	BASE, BATTERY RH Cuvette de batterie		1	
25-13	V201-260-8025-0	BOLT/M8×25 Vis		2	
25-14	V201-260-8016-0	BOLT/M8×16 Vis		2	
25-15	V401-160-0080-0	WASHER, SP/M8 Rondelle frein		4	
X25-16	V300-260-0080-0	NUT/M8 Erou		4	(D) info no 82-06 (6/6) March 31, '82
25-17	3746-261-2050-0	PLATE Plaque		4	
X25-18	1421-436-2301-0 1421-436-2300-0	METAL, PIVOT F SET Pivot		1	(B) info no. 82-06 (5/6) March 31, '82
X25-19	1421-436-0021-0 1421-436-0020-0	BUSH/45×50×25 Cousinet		1	(B) " " " " " "
25-20	V720-103-5045-0	O-RING/P45 Joint torique		1	
25-21	V201-261-4040-0	BOLT/M14×40 Vis		8	
25-22	V401-160-0140-0	WASHER, SP/M14 Rondelle frein		8	
25-23	V761-400-0000-0	NIPPLE, GREASE Graisseur		2	
X25-24	1421-436-2201-0 1421-436-2200-0	METAL, PIVOT R. ASSY Pivot av. complete		1	(B) info 82-06 (5/6) March 31, '82
X25-25	1421-436-2221-0 1421-436-2220-0	BUSH/60×65×30 Cousinet		1	(B) " " " " " "
25-26	V720-105-7060-0	O-RING/P60 Joint torique		2	
25-27	1430-604-2000-0	COVER, FAN A Couverture		1	
25-28	1430-604-2300-0	COVER, FAN B Couverture		1	
25-29	1430-604-2400-0	COVER, FAN C Couverture		1	
25-30	V201-260-8016-0	BOLT/M8×16 Vis		7	
25-31	V401-160-0080-0	WASHER, SP/M8 Rondelle frein		7	
25-32	V413-160-0080-0	WASHER/M8 Rondelle		3	

Fig. 26 FRONT AXLE (G-TYPE)
Essieu avant



Ref No. Réf N°.	Parts No. Pièces N°.	Description Désignation	Model & Q'ty Modél & Quant		Remarks Remarques
			S	LF	
26- 1	1422-452-2300-0	AXLE, F. SET Axe av.	1		
26- 2	1411-401-0010-0	• BUSH/25×29×30 Coussinet	5		
26- 3	1412-401-0040-0	• BUSH/25×29×40 Coussinet	1		
26- 4	V761-400-0000-0	NIPPLE, GREASE Graisseur	2		
26- 5	V763-400-0000-0	NIPPLE, GREASE Graisseur	1		
26- 6	1421-401-0010-0	PIVOT, CENTER Pivot d'essieu	1		
26- 7	1414-401-0031-0	COLLAR, PIVOT Collier	1		
26- 8	V720-103-5025-0	O-RING/P25 Joint torique	2		
26- 9	V320-160-0200-0	NUT, SLOTTED/M20 Erou a creneaux	1		
26-10	V500-154-0040-0	PIN, SPLIT/4×40 Goupille fendue	1		
26-11	1421-403-2100-0	SPINDLE, KNUCKLE LH Broche G.	1		
26-12	1421-403-2200-0	SPINDLE, KNUCKLE RH Broche D.	1		
26-13	1407-403-0020-0	SEAL Joint	2		
26-14	1419-403-0010-0	COLLAR/25×42×4 Collier	2		
26-15	V600-110-6205-0	BEARING, RB/6205 Roulement radial	2		
26-16	V600-110-6204-0	BEARING, RB/6204 Roulement radial	2		
26-17	1325-930-1050-0	COLLAR, R.HITCH Collier	2		
26-18	V321-160-0120-0	NUT, SLOTTED/M12 Erou a creneaux	2		
26-19	V500-153-0025-0	PIN, SPLIT/3×25 Goupille fendue	2		
26-20	V744-134-4808-0	SEAL, OIL/TC34488 Bague d'étanchéité	2		
26-21	1414-403-0040-0	BEARING, TB/27TAG801 Butec a billes	2		
26-22	V720-103-5025-0	O-RING/P25 Joint torique	2		
26-23	1414-403-0030-0	COVER, SPINDLE Chapeau	1		
26-24	V401-160-0120-0	WASHER, SP/M12 Rondelle frein	1		
26-25	V300-260-0120-0	NUT/M12 Erou	1		
26-26	1326-708-0050-0	KEY Clavette	1		
26-27	1421-403-0060-0	ARM, DRAG Bras d'attelage	1		
26-28	1421-403-0070-0	WASHER, LOCK/M12 Rondelle	1		
26-29	1421-403-0080-0	WASHER/13×35×5 Rondelle	1		
26-30	V300-260-0120-0	NUT/M12 Erou	1		
26-31	1422-453-0010-0	ROD, TIE Barre d'accouplement	1		
26-32	1421-403-0020-0	NUT, LH THREAD/M17 Erou	1		
26-33	1421-403-0010-0	NUT/M17 Erou	1		
26-34	1421-400-0540-0	END, ROD LH RH ASSY Rotule D.			
26-35	1421-400-0550-0	END, ROD RH LH ASSY Rotule G.			
26-36	1404-402-0010-0	• COVER, DUST Cathc			
26-37	1421-403-0030-0	• NUT, SLOTTED/M12 Erou a creneaux			
26-38	V500-153-0020-0	• PIN, SPLIT/3×20 Goupille fendue			

Fig. 26 FRONT AXLE (G-TYPE)
Essieu avant

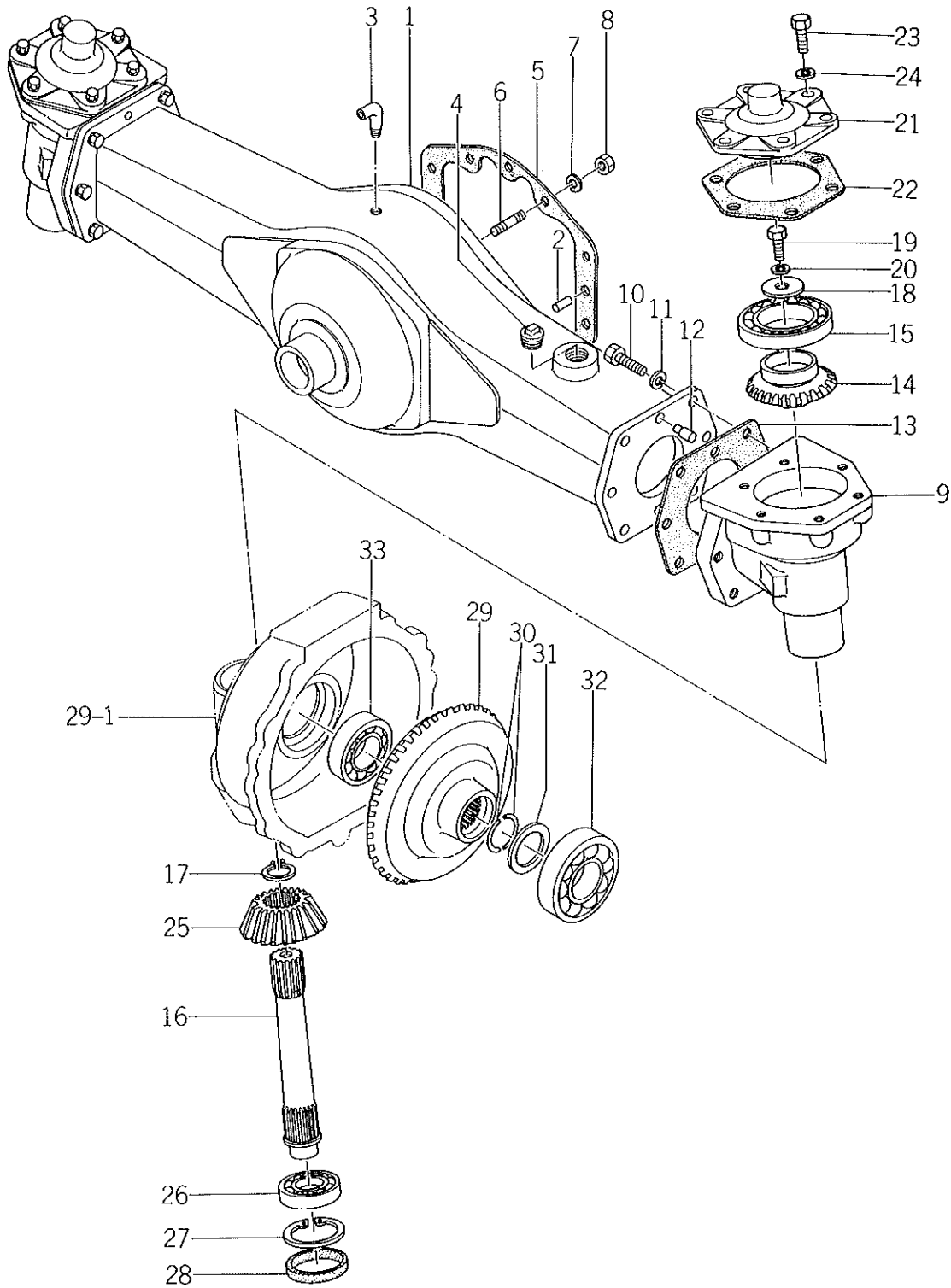


Ref No. Réf N°.	Parts No. Pièces N°.	Description Désignation	Model & Q'ty Modél & Quant		Remarks Remarques
			S	LF	
26-39	1404-402-0050-0	NIPPLE, GREASE Crailseur	2		

Fig. 27

FRONT AXLE (LF-TYPE)

Essieu avant

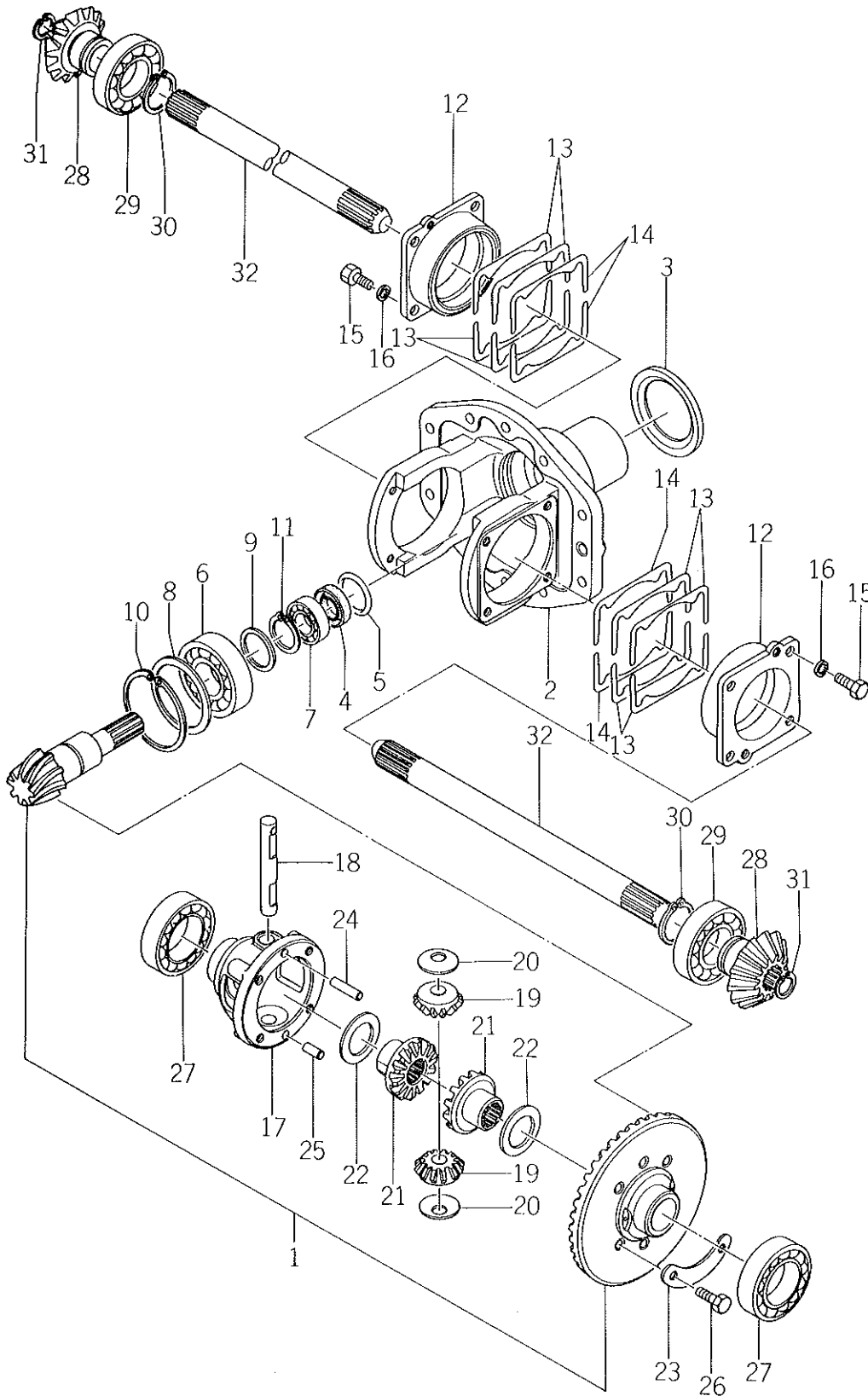


Ref No. Réf N°.	Parts No. Pièces N°.	Description Désignation	Model & Q'ty Modél & Quant		Remarks Remarques
			S	LF	
27- 1	1421-432-2000-0	HOUSING, AXLE Tube pont		1	
27- 2	7963-201-0030-0	PIN, KNOCK Goupille		2	
27- 3	1425-432-0010-0	PIPE, BREATHER Tubulure		1	
27- 4	V781-100-0008-0	PLUG Bouchon		1	
27- 5	1421-432-0010-0	PACKING, HOUSING Joint		1	
27- 6	V251-261-0025-0	STUD/M10×25 Goujon		10	
27- 7	V401-160-0100-0	WASHER, SP/M10 Rondelle frein		10	
27- 8	V300-260-0100-0	NUT/M10 Erou		10	
X27- 9	1421-433-0010-0 1421-433-0011-0	CASE, FINAL A Carter de reducteur A		2	Ⓒ info no. 82-06(3/6) March 31, '82 ITC: if change (replaced) as set (Ⓒ)
X27- 9a	1421-433-0011-0	CASE, FINAL A Carter de reducteur		2	Ⓒ* parts info March 13, '82. interch. if change (replaced) as set (A).
27-10	V201-461-0025-0	BOLT/M10×25 Vis		12	
27-11	V401-160-0100-0	WASHER, SP/M10 Rondelle frein		12	
27-12	1421-433-0040-0	PIN, KNOCK Goupille		4	
27-13	1421-433-0050-0	PACKING, CASE Joint		2	
27-14	1421-433-0060-0	GEAR, BEVEL/17T Planétaire		2	
27-15	V600-110-6010-0	BEARING, RB/6010 Roulement radial		2	
27-16	1421-433-0070-0	SHAFT, COUNTER Arbre intermédiaire		2	
27-17	V704-140-0300-0	RING, SNAP/C 30 Collet d'axe		2	
27-18	1421-433-0080-0	WASHER/11×36×6 Rondelle		2	
27-19	V201-461-0025-0	BOLT/M10×25 Vis		2	
27-20	V401-160-0100-0	WASHER, SP/M10 Rondelle frein		2	
X27-21	1421-433-0090-0 1421-433-0091-0	COVER, BEARING Couvercle		2	Ⓒ info no 82-06(3/6) March 31, '82 ITC: (A)
X27-21a	1421-433-0091-0	COVER, BEARING Couvercle		2	Ⓒ* p. info March 13, '82.
X27-22	1421-433-0110-0 1421-433-0111-0	PACKING, COVER A Joint		2	Ⓒ info 82-06(3/6) March 31, '82 ITC: (Ⓒ)
X27-22a	1421-433-0111-0	PACKING, COVER A Joint		2	Ⓒ* p. info March 13, '82.
X27-23	V201-261-0025-0 V201-460-8025-0	BOLT/M10×25 - M8×25 9T Vis		12	Ⓒ info 82-06(3/6) March 31, '82 ITC: (Ⓒ)
X27-23a	V201-460-8025-0	BOLT/M8 25 9T Vis		12	Ⓒ* p. info March 13, '82.
X27-24	V401-160-0080-0 V401-160-0080-0	WASHER, SP/M10-8 Rondelle frein		12	Ⓒ info no. 82-06(3/6) March 31, '82 ITC: (Ⓒ)
X27-24a	V401-160-0080-0	WASHER, SP/M8 Rondelle frein		12	Ⓒ* p. info March 13, '82.
27-25	1421-433-0180-0	GEAR, BEVEL/16T Pignon conique		2	
27-26	V600-110-6205-0	BEARING, RB/6205 Roulement radial		2	
27-27	V705-140-0520-0	RING, SNAP/C 52 Collet d'axe		2	
27-28	1421-201-0030-0	SEAL/52 Joint		2	
27-29	1421-433-0210-0	GEAR, BEVEL/40T Pignon conique		2	
27-30	1421-433-0220-0	RING, SNAP Collet d'axe		4	
27-31	1421-433-0230-0	COLLAR, THRUST Collier		2	
27-32	V600-110-6307-0	BEARING, RB/6307 Roulement radial		2	
27-33	V600-110-6206-0	BEARING, RB/6206 Roulement radial		2	

Fig. 28

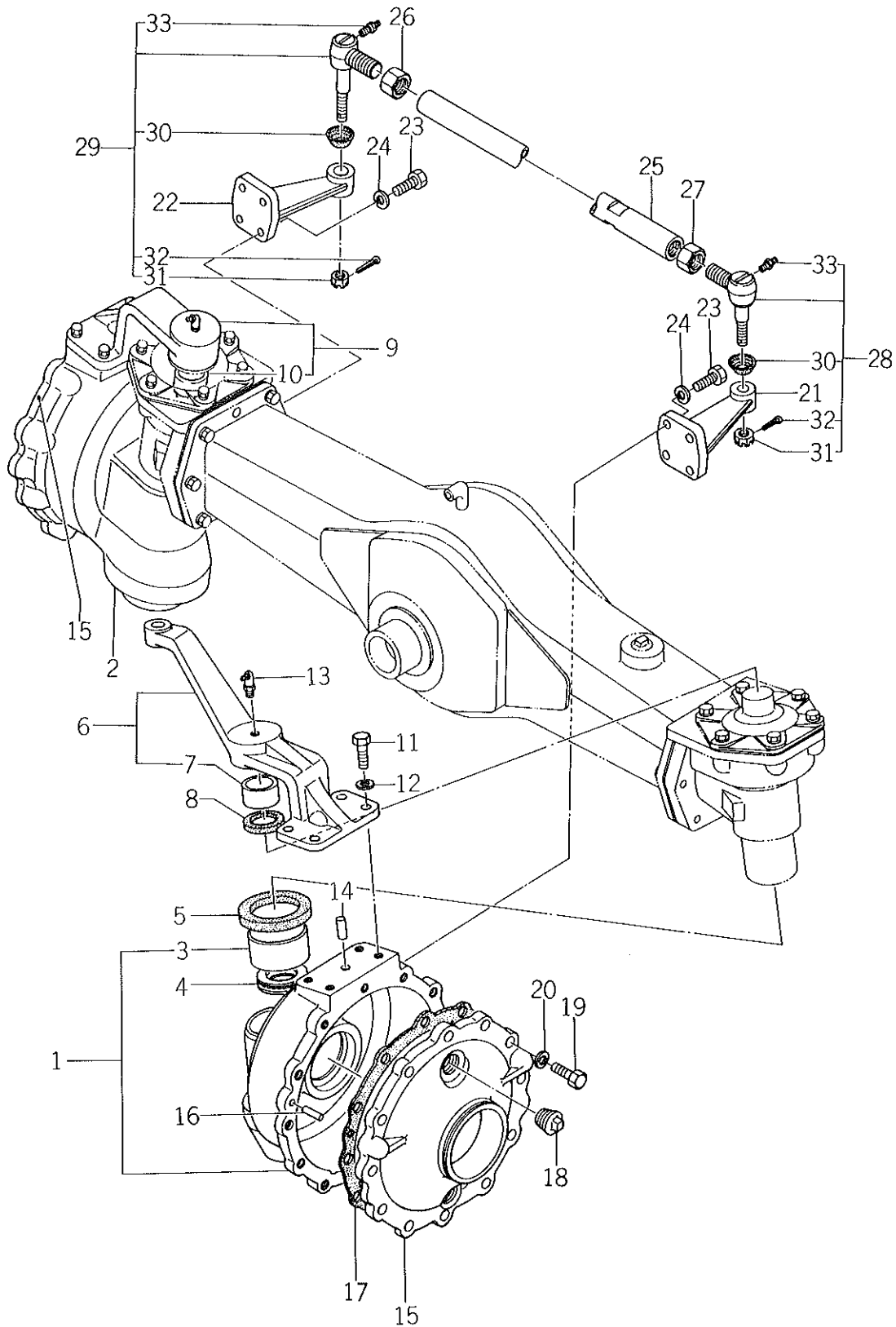
DIFFERENTIAL GEAR (LF-TYPE)

Commande blocage du différentiel



Ref No. Réf N°.	Parts No. Pièces N°.	Description Désignation	Model & Q'ty Modél & Quant		Remarks Remarques
			S	LF	
28- 1	1421-431-2000-0	GEAR, DRIVE F SET Pignon d'attache av.		1	
28- 2	1421-431-0030-0	CASE, BEVEL Carter differential av.		1	
28- 3	1421-431-0040-0	COLLAR, THRUST Collier		1	
28- 4	V740-120-3508-0	SEAL, OIL/SC20358 Baque d'étanchéité		1	
28- 5	V720-103-5035-0	O-RING/P35 Joint torique		1	
28- 6	V600-110-6306-0	BEARING, RB/6306 Roulement radial		1	
28- 7	V600-110-6004-0	BEARING, RB/6004 Roulement radial		1	
28- 8	1421-431-0050-0	COLLAR, A Collier		1	
28- 9	1421-431-0060-0	COLLAR, B Collier		1	
28-10	V705-140-0720-0	RING, SNAP/C 72 Collet d'axe		1	
28-11	V704-140-0300-0	RING, SNAP/C 30 Collet d'axe		1	
28-12	1421-431-0070-0	METAL, DIFF Palier		2	
28-13	1421-431-0080-0	SHIM, A/0.2 Cale, A		8	
28-14	1421-431-0090-0	SHIM, B/0.1 Cale, B		4	
28-15	V201-260-8020-0	BOLT/M8×20 Vis		8	
28-16	V401-160-0080-0	WASHER, SP/M8 Rondelle frein		8	
28-17	1421-431-0110-0	CASE, DIFF. Boîtier de differential		1	
28-18	1427-301-0030-0	SHAFT, DIFF. PINION Axe des satellites A		1	
28-19	1427-301-0040-0	PINION, DIFF/12T Satellite		2	
28-20	1427-301-0050-0	COLLAR, PINION THRUST Rondelle d'addui		2	
28-21	1427-301-0060-0	GEAR, DIFF SIDE/14T Pignon		2	
28-22	1427-301-0070-0	COLLAR, THRUST/32×48×1 Rondelle d'addui		2	
28-23	1427-301-0080-0	WASHER, LOCK Rondelle frein		2	
28-24	V521-100-8030-0	PIN, B/8×30 Goupille		1	
28-25	V521-100-8016-0	PIN, B/8×16 Goupille		1	
28-26	V201-460-8025-0	BOLT/M8×25 Vis		4	
28-27	V600-110-6009-0	BEARING, RB/6009 Roulement radial		2	
28-28	1421-433-0020-0	GEAR, BEVEL/13T Pignon conique		2	
28-29	V600-110-6207-0	BEARING, RB/6207 Roulement radial		2	
X 28-30	V704-140-0350-0	RING, SNAP/C 35 Collet d'axe		2	(D) imp no 83-20(2/3) Jan 4, '83.
28-31	V705-140-0220-0	RING, SNAP/C 22 Collet d'axe		2	
28-32	1421-433-0030-0	SHAFT, FINAL DRIVE Arbre		2	

Fig. 29 FINAL CASE AND KNUCKLE ARM (LF-TYPE)
 Reducteur de roue avant

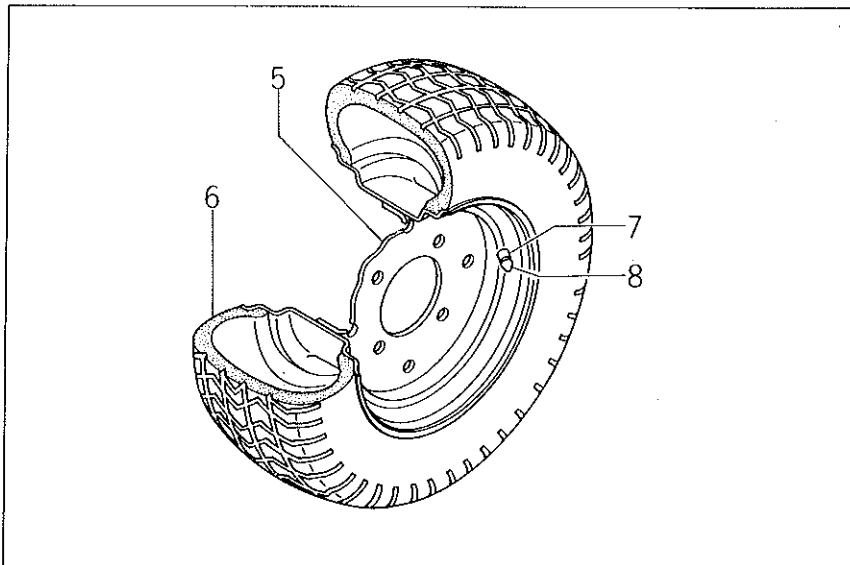
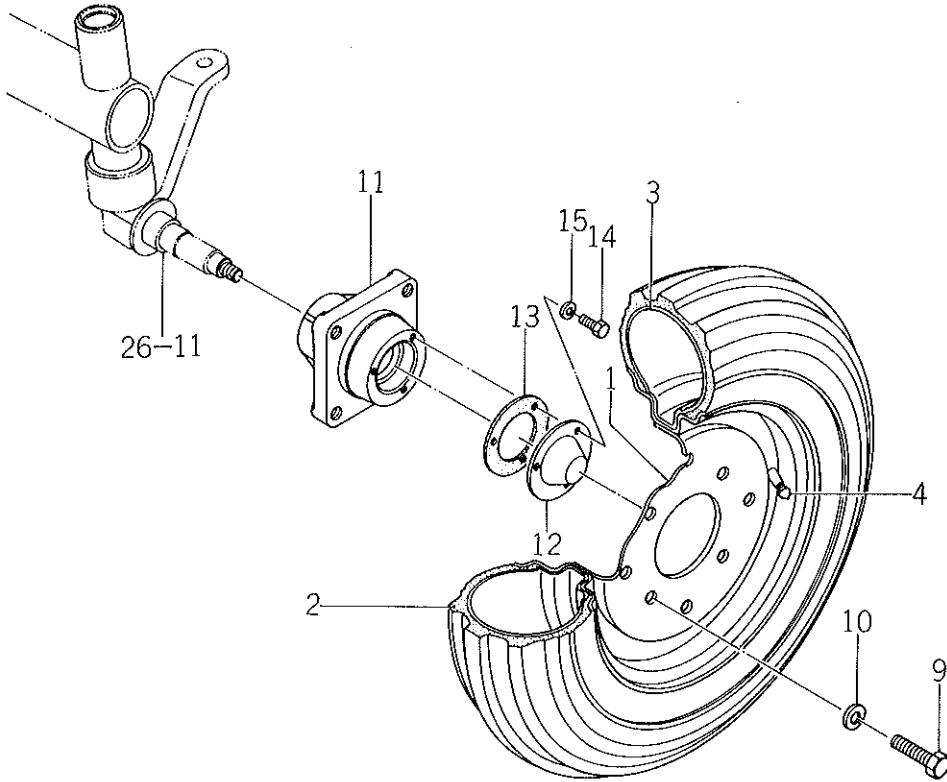


Ref No. Réf N°.	Parts No. Pièces N°.	Description Désignation	Model & Q'ty Modél & Quant		Remarks Remarques
			S	LF	
x29- 1	1421-433-2003-0 1421-433-2001-0	CASE, FINAL B LH SET Carter de reducteur B G.		1	(B) info no. 82-06 (4/6) March 31, '82 (C) info n° 81-34 (3/5) Dec. 26, '81. *
x29- 2	1421-433-2101-0 1421-433-2101-0	CASE, FINAL B RH SET Carter de reducteur B D.		1	(B) info no 82-06 (4/6) March 31, '82 (C) info n° 81-34 (3/5) Dec 26 '81. *
x29- 3	1421-433-0141-0 1421-433-0140-0	• BUSH/50×55×30 Cousinet		2	(B) info 82-06 (4/6) March 31, '82
29- 4	V610-115-1106-0	BEARING, T B/51106 Roulement radial		2	
29- 5	V744-150-6809-0	SEAL, OIL/TC50689 Bague d'étanchéité		2	
x29- 6	1421-433-2203-0 1421-433-2201-0	ARM, DRAG SET Bras d'attelage		1	(C) info n° 81-34 (3/5) Dec. 26, '81. *
x29- 7	1421-433-0161-0 1421-433-0160-0	• BUSH/30×34×20 Cousinet		1	(B) info 82-06 (4/6) March 31, '82 (B) " " " " " "
29- 8	1421-433-0310-0	SEAL, OIL/OS 30374 Bague d'étanchéité		2	
x29- 9	1421-433-2303-0 1421-433-2301-0	METAL, KING PIN SET Coquille		1	(C) info n° 81-34 (3/5) Dec. 26, '81. *
x29-10	1421-433-0161-0 1421-433-0160-0	• BUSH/30×34×20 Cousinet		1	(B) info 82-06 (4/6) March 31, '82 (B) " " " " " "
29-11	V201-461-0025-0	BOLT/M10×25 Vis		8	* Applicable parts with specified chassis numbers: TS 2220 LF # 000695-
29-12	V401-160-0100-0	WASHER, SP/M10 Rondelle frein		8	
29-13	V761-400-0000-0	NIPPLE, GREASE Graisseur		2	
29-14	V520-101-0022-0	PIN, A/10×22 Goupille		2	
29-15	1421-433-0241-0	COVER, WHEEL SHAFT Couvercle de reducteur		2	
29-16	V520-100-8022-0	PIN, A/8×22 Goupille		4	
29-17	1421-433-0261-0	PACKING, COVER B Joint		2	
29-18	V781-100-0008-0	PLUG Bouchon		4	
29-19	V201-261-0025-0	BOLT/M10×25 Vis		24	
29-20	V401-160-0100-0	WASHER, SP/M10 Rondelle frein		24	
29-21	1421-433-0270-0	ARM, KNUCKLE LH Levier de fusse G.		1	
29-22	1421-433-0280-0	ARM, KNUCKLE RH Levier de fusse D.		1	
29-23	V201-461-0025-0	BOLT/M10×25 Vis		8	
29-24	V401-160-0100-0	WASHER, SP/M10 Rondelle frein		8	
29-25	1421-433-0290-0	ROD, TIE Barre d'accouplement		1	
29-26	1421-403-0010-0	NUT/M17 Erou		1	
29-27	1421-403-0020-0	NUT, LH THREAD/M17 écrou		1	
29-28	1421-400-0540-0	END, ROD ASSY Rotule		1	
29-29	1421-400-0550-0	END, ROD ASSY Rotule		1	
29-30	1404-402-0010-0	• COVER, DUST Cathé		2	
29-31	1421-403-0030-0	• NUT, SLOTTED/M12 Erou a creneaux		2	
29-32	V500-153-0020-0	• PIN, SPLIT/3×20 Goupille fendue		2	
29-33	1404-402-0050-0	• NIPPLE, GREASE Graisseur		2	

Fig. 30

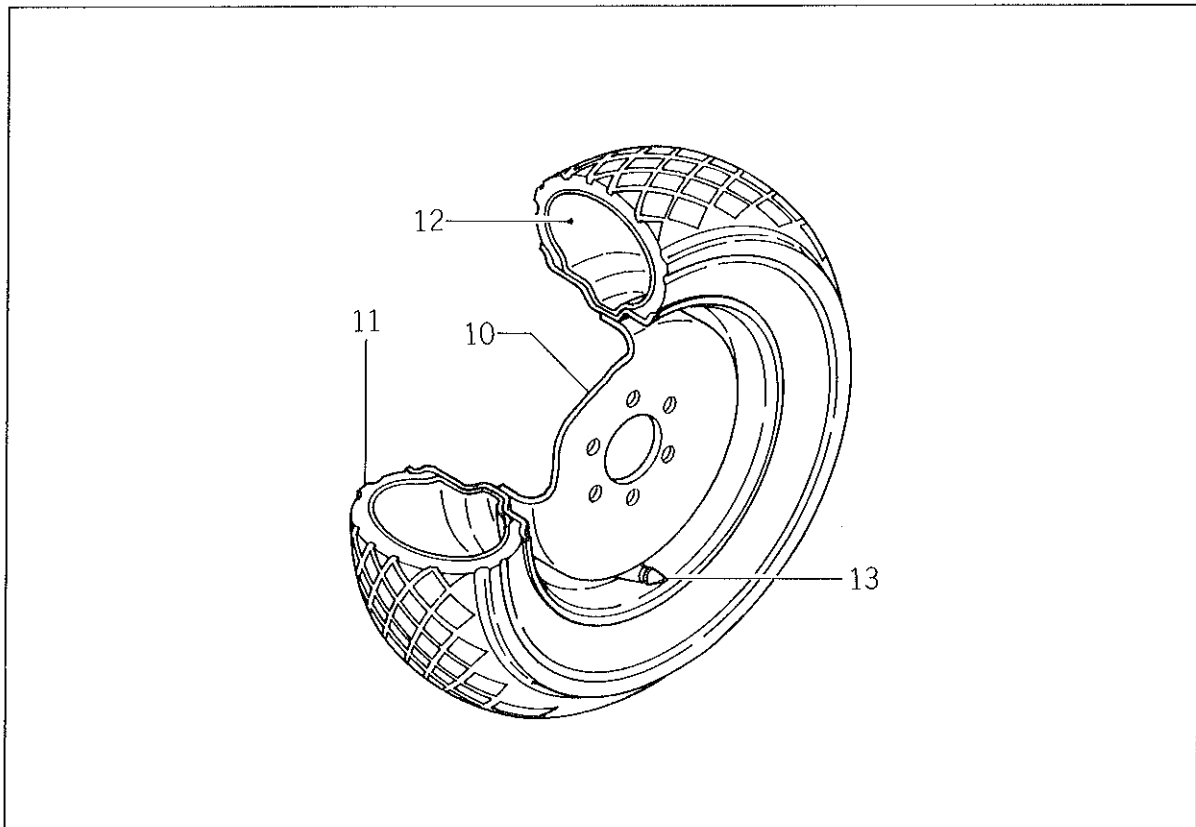
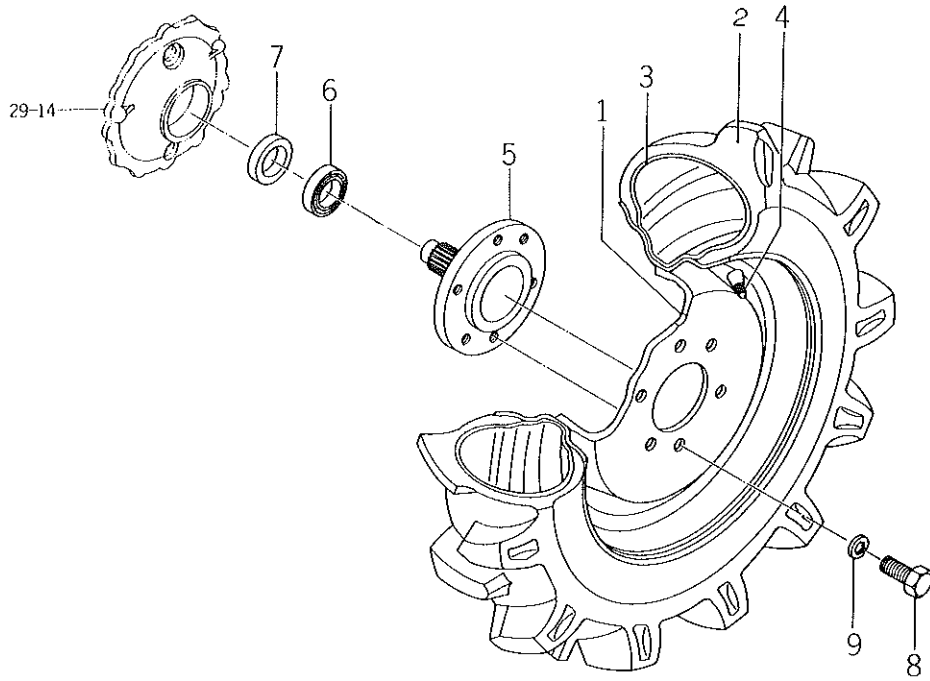
FRONT WHEEL (S-TYPE)

Jante avant



Ref No. Réf N°.	Parts No. Pièces N°.	Description Désignation	Model & Q'ty Modél & Quant		Remarks Remarques
			S	LF	
30- 0-1	1429-411-2000-0	TIRE ASSY Pneu av. ensemble	2		
30- 1	1429-411-2100-1	·DRUM, WHEEL/300D×12 Tambour de roue	2		
30- 2	V888-144-0012-0	·TIRE/4.00-12 4PR Pneu	2		for E21, 41
30- 3	V889-004-0012-0	·TUBE/4.00-12 Chambre	2		
30- 4	V999-300-0010-0	·CAP, TIRE VALVE Bouchon de valve	2		
30- 0-2	1422-465-2100-0	TIRE, TURF LH ASSY Pneu gazon G. ensemble	1		
30- 0-3	1422-465-2200-0	TIRE, TURF RH ASSY Pneu gazon D. ensemble	1		
30- 5	1422-465-2110-1	·DRUM, WHEEL/600L×10 Tambour de roue	2		for E22, 42
30- 6	1427-332-2110-0	·TIRE, TURF/20×8.00-10 Pneu gazon	2		
30- 7	3560-103-3050-0	·VALVE Valve	2		
30- 8	V999-300-0010-0	·CAP, TIRE VALVE Bouchon de valve	2		
30- 9	V201-261-2025-0	BOLT/M12×25 Vis	8		
30-10	V401-160-0120-0	WASHER, SP/M12 Rondelle frein	8		
30-11	1412-411-0010-0	BOSS, F.WHEEL Moyeau av.	2		
30-12	1411-411-0020-0	CAP, WHEEL Chapeau	2		
30-13	1411-411-0030-0	PACKING Joint	2		
30-14	V200-260-6012-0	BOLT/M6×12 Vis	6		
30-15	V401-160-0060-0	WASHER, SP/M6 Rondelle frein	6		

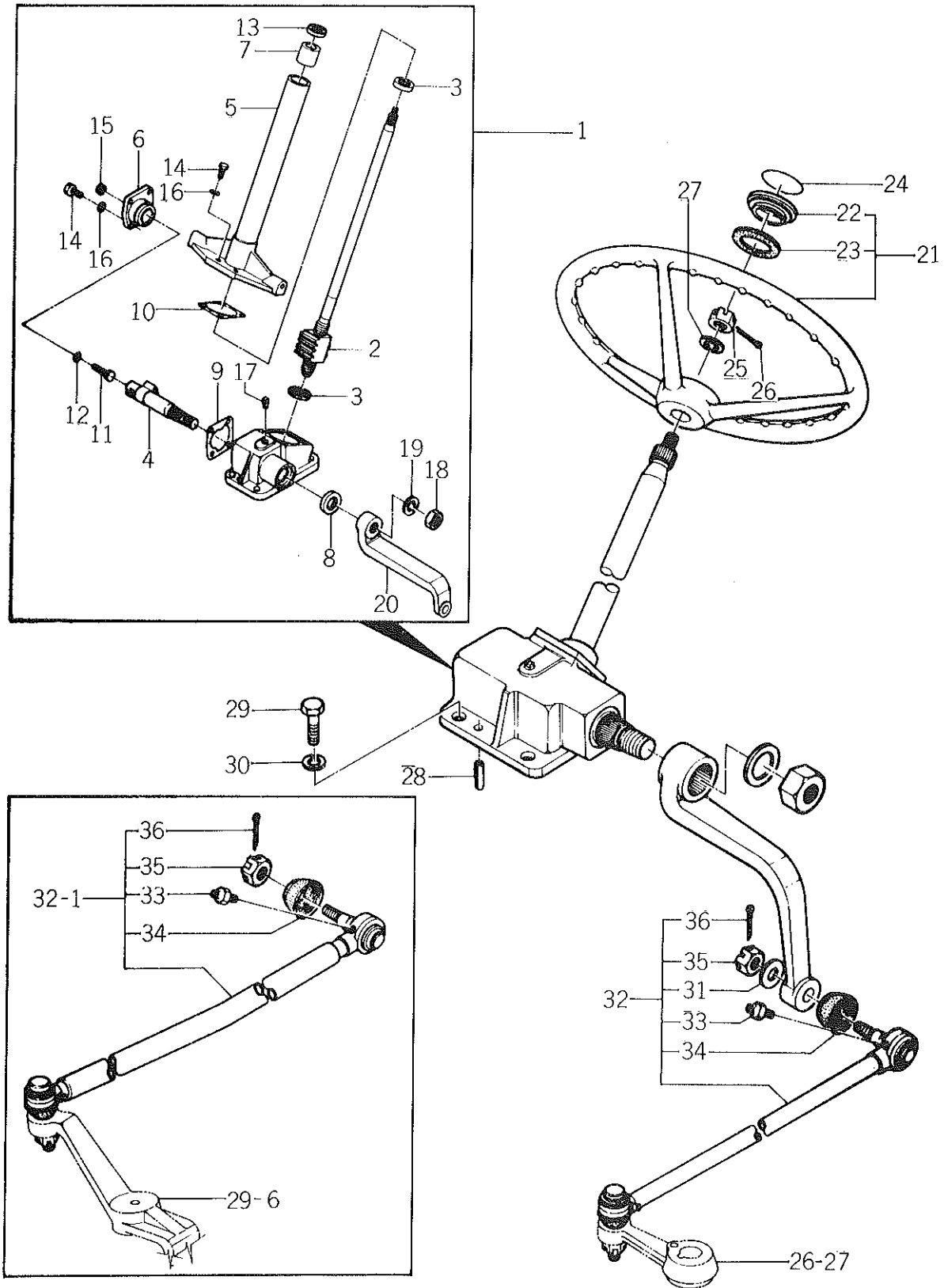
Fig. 31 FRONT WHEEL (LF-TYPE)
Jante avant



Ref No. Réf N°.	Parts No. Pièces N°.	Description Désignation	Model & Q'ty Modél & Quant		Remarks Remarques
			S	LF	
31- 0-1	1421-438-2000-0	TIRE, F.LH ASSY Pneu av. G. ensemble		1	
31- 0-2	1421-438-2200-0	TIRE, F.RH ASSY Pneu av. D. ensemble		1	
31- 1	1421-438-2100-1	·RIM, F.WHEEL/5-J×14 Tambour de roue		2	for E21, 41
31- 2	1421-438-2010-0	·TIRE/6-14 4PR Pneu		2	
31- 3	V883-000-0614-0	·TUBE/6-14 Chambre		2	
31- 4	V999-300-0010-0	·CAP, TIRE VALVE Bouchon de valve		2	
31- 5	1421-433-0190-0	SHAFT, WHEEL Fusée		2	
31- 6	V742-150-7206-0	SEAL, OIL/VC50726 Bague d'étanchéité		2	
31- 7	V744-150-7212-0	SEAL, OIL/TC507212 Bague d'étanchéité		2	
31- 8	V201-461-2025-0	BOLT/M12×25 9T Vis		12	
31- 9	V401-160-0120-0	WASHER, SP/M12 Rondelle frein		12	
31- 0-3	1422-466-0020-0	TIRE, TURF LH ASSY Pneu av. G. ensemble		1	
31- 0-4	1422-466-0040-0	TIRE, TURF RH ASSY Pneu av. D. ensemble		1	
31-10	1421-438-2100-1	·RIM, F.WHEEL/5-J 14 Tambour de roue		2	for E22, 42
31-11	1422-466-0030-0	·TIRE, TURF/6-144PR Pneu		2	
31-12	V883-006-0014-0	·TUBE/6-14 Chambre		2	
31-13	V999-300-0010-0	·CAP, TIRE VALVE Bouchon de valve		2	

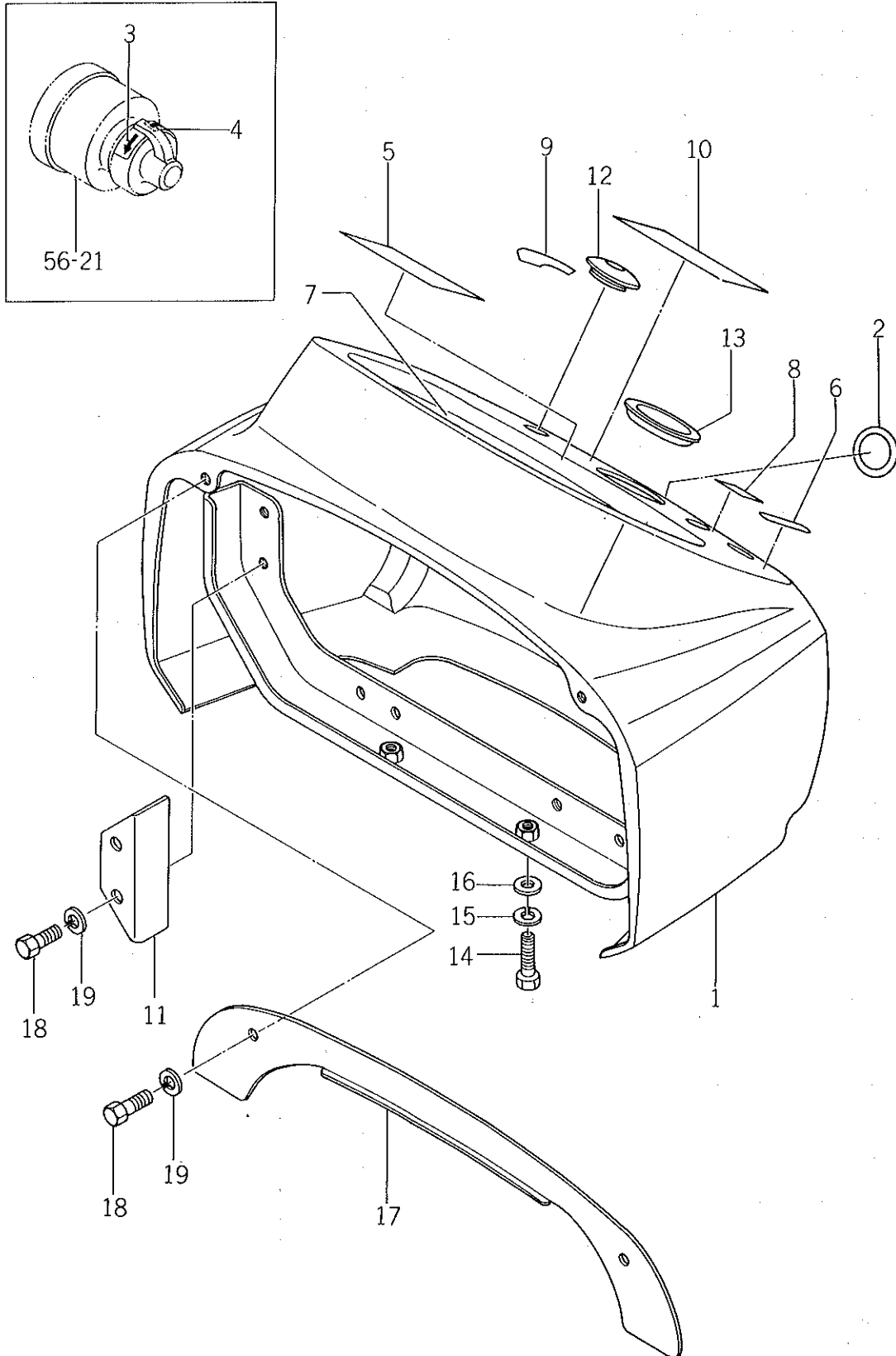
Fig. 32

STEERING WHEEL
Direction



Ref No. Réf N°.	Parts No. Pièces N°.	Description Désignation	Model & Q'ty Modél & Quant		Remarks Remarques
			S	LF	
32- 1	1421-400-0510-0	STEERING ASSY Boitier de direction	1	1	
32- 2	1421-406-0060-0	• BALL., NUT ASSY Ecou	1	1	
32- 3	1429-406-2030-0	• BEARING, RB Roulement	2	2	
32- 4	1421-406-0070-0	• SHAFT, SECTOR Arbre	1	1	
32- 5	1421-406-0080-0	• COLUMN ASSY Colonne de direction	1	1	
32- 6	1421-406-0090-0	• COVER, SIDE ASSY Couvercle	1	1	
32- 7	1429-406-2050-0	• BUSH, COLUMN Coussinet	1	1	
32- 8	1429-406-2070-0	• SEAL, OIL Bagu d'étanchéité	1	1	
32- 9	1421-406-0110-0	• PACKING, SIDE COVER Joint	1	1	
32-10	1429-406-2090-0	• SHIM, R. COVER SET Joint	1	1	
32-11	1429-406-2110-0	• SCREW, ADJ Vis de réglage	1	1	
32-12	1429-406-2140-0	• SHIM, ADJSCREW SET Joint	1	1	
32-13	1429-406-2060-0	• SEAL, OIL Bagu d'étanchéité	1	1	
32-14	1429-406-2130-0	• BOLT Vis	8	8	
32-15	1429-406-2150-0	• NUT Ecou	1	1	
32-16	V401-160-0080-0	• WASHER, SP/M8 Rondelle frein	8	8	
32-17	V781-100-0004-0	• PLUG Bouchon	1	1	
32-18	1414-406-0050-0	• NUT/M20 Ecou	1	1	
32-19	V401-160-0200-0	• WASHER, SP/M20 Rondelle frein	1	1	
32-20	1421-406-0020-0	• ARM, PITMAN Bras pitman	1	1	
32-21	1421-400-0520-0	WHEEL, STEERING ASSY Volant	1	1	
32-22	1407-406-0020-0	• CAP, STEERING Calotte	1	1	
32-23	1407-406-0040-0	• PACKING, CAP Joint	1	1	
32-24	1421-903-0160-0	MARK, CAP Etiquette	1	1	
32-25	V321-260-0100-0	NUT, SLOTTED/M10 Ecou a creneaux	1	1	
32-26	V500-152-0025-0	PIN, SPLIT/2×25 Goupille fendue	1	1	
32-27	V413-160-0100-0	WASHER, M10 Rondelle	1	1	
32-28	V580-141-0024-0	PIN, SPRING/W 10×24 Goupille elastique	2	2	
32-29	V201-461-0025-0	BOLT/M10×25 Vis	4	4	
32-30	V401-160-0100-0	WASHER, SP/M10 Rondelle frein	4	4	
32-31	1325-930-1050-0	COLLAR Rondelle	2		
32-32	1422-460-2000-0	ROD, DRAG ASSY Tige de direction	1		
32-32-1	1421-437-2002-0	ROD, DRAG ASSY Tige de direction		1	
32-33	1404-402-0050-0	• NIPPLE, GREASE Graisseur	2	2	
32-34	1404-402-0010-0	• COVER, DUST Cathe	2	2	
32-35	1404-402-0020-0	• NUT, SLOTTED/M12 Ecou a creneaux	2	2	
32-36	V500-153-0020-0	• PIN/3×20 Goupille	2	2	

Fig. 33 METER PANEL
Tableau de bord

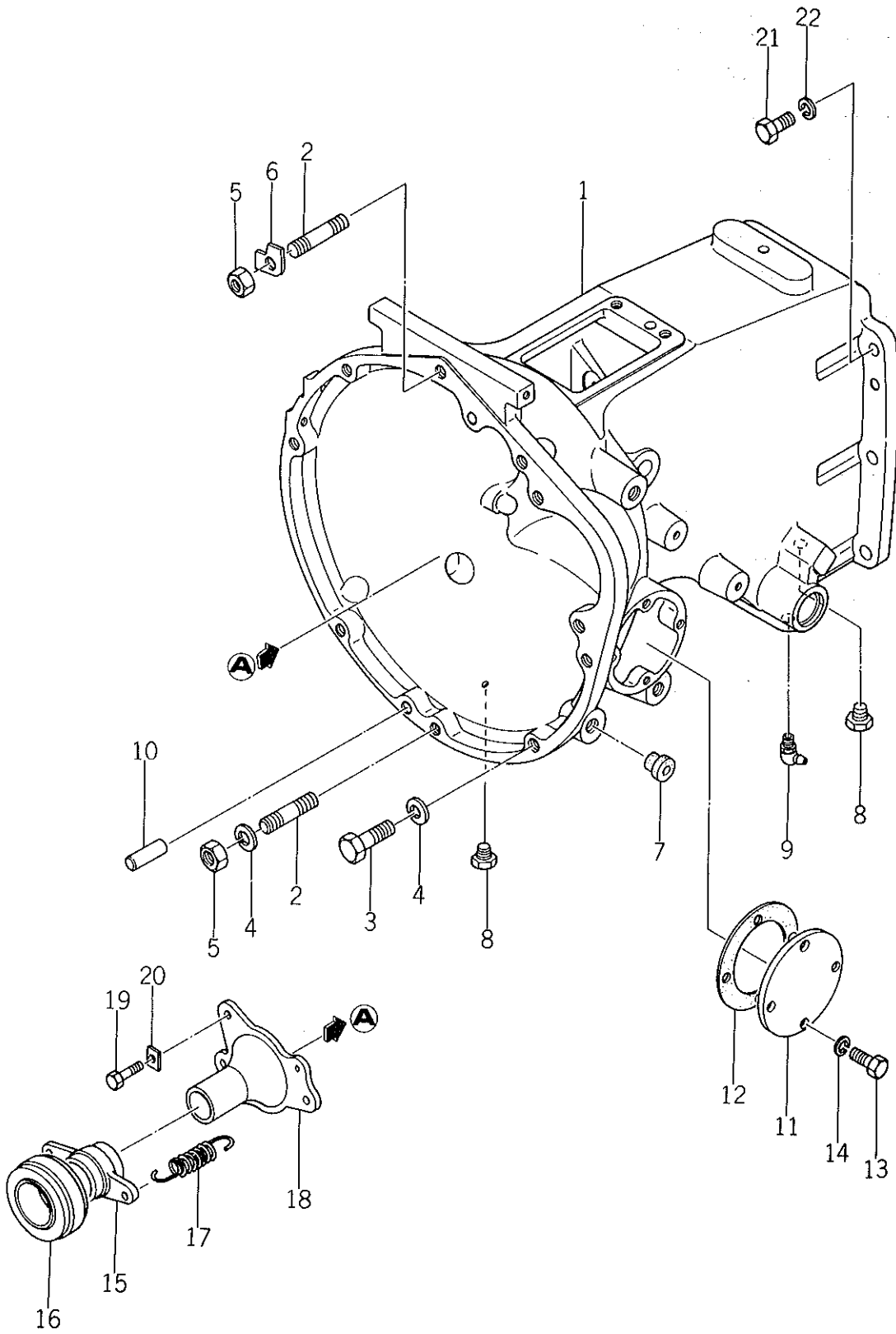


Ref No. Réf N°	Parts No. Pièces N°	Description Désignation	Model & Q'ty Modél & Quant		Remarks Remarques
			S	LF	
33- 1	1422-661-2000-1	PANEL, METER Tableau de bord	1	1	
33- 2	1422-940-0080-0	MARK, KEY SWITCH Etiquette	1	1	
33- 3	1427-941-0190-0	MARK, STARTER A Etiquette	1	1	
33- 4	1427-941-0210-0	MARK, STARTER B Etiquette	1	1	
33- 5	1427-937-0040-0	MARK, DRIVE Etiquette	1	1	
*33- 6	1421-903-0060-0 1492-940-0030-0	MARK, BLINKER Etiquette	1	1	(A) info 82.06 (c/c) March 31, '82
33- 7	1422-938-0070-0	MARK, PANEL Etiquette	1	1	
33- 8	1427-903-0040-0	MARK, HORN Etiquette	1	1	
33- 9	1422-940-0090-0	MARK, THROTTLE Etiquette	1	1	
33-10	1422-938-0040-0	MARK, CAUTION Etiquette	1	1	
33-11	1421-603-0030-0	STAY Appui	1	1	
33-12	1421-603-0040-0	BUSH, LEVER Coussinet	1	1	
33-13	1421-603-0010-0	BUSH, STEERING Coussinet	1	1	
33-14	V201-260-8025-0	BOLT/M8 x 25 Vis	2	2	
33-15	V401-160-0080-0	WASHER, SP/M8 Rondelle frein	2	2	
33-16	3560-201-0150-0	WASHER Rondelle	2	2	
33-17	1421-603-0020-0	PLATE, R. SEAL Plaque	1	1	
33-18	V200-260-6016-0	BOLT/M6 x 16 Vis	4	4	
33-19	V401-160-0060-0	WASHER, SP/M6 Rondelle frein	4	4	

Fig. 34

CLUTCH HOUSING (S-TYPE)

Carter d'embrayage



HOW TO USE THIS PARTS CATALOGUE

CATALOGUE CONSTRUCTION

Ref. No. Ref. N°	Parts No. Pieces N°	Description Designation	Q'ty Quant.	Remarks Remarques
A	B	C	D	E

A. Ref. No : It is a reference number to find parts in the drawings.

B. Parts No : Every part has its own 12-digit code number with which it is computer-controlled.
Parts which have "V" at their code numbers' head are purchasable in the market.

C. Description: Names, sizes, functions and other meanings of parts are found in this column.
"LH" and "RH" of parts are given by facing to the tractor-moving-forward direction or looking at them mounted on the tractor.
Components of an assembled part (ASS'Y or SET) are listed set in from ASS'Y or SET name and headed with ". " as in the following example:

(Example)

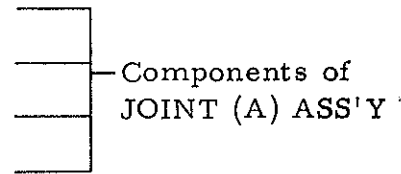
JOINT (A) ASS'Y

. YOKE (A), SPLINE

. JOINT, CROSS

. YOKE (B), SPLINE

. RING, SNAP/C TYPE 20



Abbreviations which are used in this column are explained in Table page 2

D. Q'ty: This column specifies the quantity of a part required for one tractor. "AR" is the abbreviation of "AS REQUIRED".

E. Remarks: Additional notices are said here if any.

Explanation of symbols:

" ★ " shows parts made to order.

" △ " shows parts not sold as a single part.

REQUESTS ON ORDERING PARTS:

Code No., Part Name, and Quantity should be typed clearly and correctly on your order sheet without fail.

Especially wrong code numbers which are computer-controlled may result in wrong delivery of parts.

ABBREVIATIONS

ABBREVIATIONS	ORIGINAL WORDS	ABBREVIATIONS	ORIGINAL WORDS
ACCEL	ACCELERATOR	NO	NUMBER
ADJ	ADJUST; ADJUSTING	NR	NEEDLE ROLLER
ASSY	ASSEMBLY	OS	OVER SIZE
BKT	BRACKET	P=	PITCH
CONN	CONNECTING	PKG	PACKING
CRANK	CRANKSHAFT	PL	PLAIN
CYL	CYLINDER	PRESS	PRESSURE
DEL	DELIVERY	PTO	POWER TAKE OFF
DIFF	DIFFERENTIAL	R	REAR
EXH	EXHAUST	RB	RADIAL BALL
F	FRONT	RH	RIGHT HAND
HI	HIGH	SP	SPRING
HYD	HYDRAULIC	ST	STRAIGHT
I	INNER	STD	STANDARD
INJ	INJECTION	T	TEETH
LH	LEFT HAND	TB	THRUST BALL
LW	LOWER	US	UNDER SIZE
MANF	MANIFOLD	UP	UPPER
MAX	MAXIMUM	W:	WITH
MECH	MECHANICAL	3P	THREE POINT
MIN	MINIMUM		

COMMENT LIRE LE CATALOGUE

AGENCEMENT DU CATALOGUE

Ref. No. Ref. N°	Parts No. Pieces N°	Description Designation	Q'ty Quant.	Remarks Remarques
A	B	C	D	E

A. Réf. N° : C'est un numéro de référence pour trouver les pièces dans les plans.

B. Pièces N° : Chaque pièce possède son propre numéro de code à 12 chiffres avec lequel elle peut être contrôlée par ordinateur.
Les pièces comportant un "V" dans leur numéro de code en tête sont procurable sur le marché.

C. Désignation: La désignation, les dimensions, les fonctions et autres renseignements sur la pièces sont indiqués dans cette colonne.
Quand les côtés "Gauche" et "Droit" des pièces sont spécifiés, on doit alors regarder dans la direction d'avancement en avant du tracteur ou bien en étant monté sur le tracteur.
Les pièces constituantes d'un ensemble (ENSEMBLE ou JEU) sont énumérées sous la désignation de l'ENSEMBLE ou du JEU en question et précédées d'un ". " comme dans l'exemple suivant:

(Exemple):

ENSEMBLE ROUE DROITE

. JANTE 350B x 100C	}	Pièces composantes de l'ENSEMBLE de ROUE DROITE
. PNEU 400-10		
. CHAMBRE A AIR 400-10		

Les abréviations utilisées dans cette colonne sont expliquées dans le tableau à la page 2

D. Quant.: Cette colonne spécifie les quantités d'une pièce requise pour chaque section donnée.
"AR" est une abréviation signifiant "SUIVANT LES BESOINS".

E. Remarques: On trouvera ici des observations utiles s'il y a lieu.

Explications des symboles:

- " ★ " indique des pièces fabriquées sur commande.
- " △ " indique des pièces qui ne sont pas vendues séparément.

INDICATIONS POUR LA COMMANDE DES PIÈCES:

Le N° de code, la désignation de la pièce, et la quantité voulue devront être indiqués clairement à la machine à écrire sans erreur ou omission sur la feuille de commande.

On notera en particulier que des numéros de code erronés enregistrés à la commande par ordinateur risquent d'entraîner des erreurs à la fourniture des pièces.

CONTENTS

ENGINE	PAGE
Fig. 1	CYLINDER HEAD AND OTHER PARTS (HEAD COVER) .. 1 Culasse
Fig. 2	CYLINDER BODY AND OTHER PARTS 3 Bloc-cylindres
Fig. 3	TIMING GEAR CASE AND TIMING GEAR 5 Carter de distribution
Fig. 4	OIL PAN AND OTHER PARTS 7 Carter d'huile
Fig. 5	OIL PUMP AND FIXING PARTS 9 Pompe a huile
Fig. 6	CRANKSHAFT, CRANK BEARING, PISTON, CONNECTING ROD AND FLYWHEEL 11 Vilebrequin
Fig. 7	VALVE MECHANISM (CAM SHAFT, IDLE GEAR, ROCKER ARM) 13 Distribution
Fig. 8	OIL FILTER AND FUEL FILTER (FIXING PARTS) 15 Filtre a huile & filtre a combustible
Fig. 9	OIL PIPE AND OTHER PARTS 17 Pipe
Fig. 10	COOLING SYSTEM (FAN, WATER) 19 Pompe a eau
Fig. 11	AIR INTAKE AND EXHAUST SYSTEM 21 Pipe d'admission & echappement
Fig. 12	FUEL SYSTEM (INJECTION NOZZLE, FUEL PIPE) 23 Systeme d'alimentation
Fig. 13	ENGINE FOOT, HANGER AND FIXING PARTS 25 Support & crochet
Fig. 14	INJECTION PUMP AND OTHER PARTS 27 Pompe d'injection
Fig. 15	ELECTRICAL PARTS 29 Equipment electrique
Fig. 16	INJECTION PUMP (TYPE-K) 33 Pompe d'injection
Fig. 17	STARTER 37 Demarreur
Fig. 18	GENERATOR 39 Dynamo

CHASSIS

PAGE

Fig. 19	RADIATOR	43
	Radiateur	
Fig. 20	INTAKE SYSTEM	45
	Filtre a air	
Fig. 21	EXHAUST AND INTAKE SYSTEM	47
	Silencieux et tuyau d'echappement	
Fig. 22	BONNET	49
	Carenage	
Fig. 23	FRAME SYSTEM	53
	Chassis	
Fig. 24	AXLE BRACKET (S-TYPE)	55
	Support d'essieu	
Fig. 25	AXLE BRACKET (LF-TYPE)	57
	Support d'essieu	
Fig. 26	FRONT AXLE (S-TYPE)	59
	Essieu avant	
Fig. 27	FRONT AXLE (LF-TYPE)	63
	Essieu avant	
Fig. 28	DIFFERENTIAL GEAR (LF-TYPE)	65
	Commande blocage du differentiel	
Fig. 29	FINAL CASE AND KNUCKLE ARM (LF-TYPE)	67
	Reducteur de roue avant	
Fig. 30	FRONT WHEEL (S-TYPE)	69
	Jante avant	
Fig. 31	FRONT WHEEL (LF-TYPE)	71
	Jante avant	
Fig. 32	STEERING WHEEL	73
	Direction	
Fig. 33	METER PANEL	75
	Tableau de bord	
Fig. 34	CLUTCH HOUSING (S-TYPE)	77
	Carter d'embrayage	
Fig. 35	CLUTCH HOUSING (LF-TYPE)	79
	Carter d'embrayage	
Fig. 36	CLUTCH HOUSING GEAR (LF-TYPE)	81
	Pignon d'embrayage	
Fig. 37	DRIVE SHAFT SYSTEM (LF-TYPE)	83
	Demi arbre avant	
Fig. 38	CLUTCH PEDAL	85
	Pedale d'embrayage	

		PAGE
Fig. 39	CLUTCH Embrayage	87
Fig. 40	FUEL TANK Reservoir	89
Fig. 41	THROTTLE SYSTEM Accelérateur	91
Fig. 42	TRANSMISSION CASE Voite de vitesses	93
Fig. 43	TRANSMISSION GEAR Arbres et demultiplicateur	97
Fig. 44	POWER TAKE OFF Arbre de prise de force	99
Fig. 45	GEAR SHIFT Mechanisme de changement	103
Fig. 46	REAR AXLE HOUSING Carter de pont arriere	107
Fig. 47	DIFFERENTIAL GEAR Commande blocage du differentiel	109
Fig. 48	STEP AND BRAKE SYSTEM Pedales de freins	111
Fig. 49	BRAKE Frein	113
Fig. 49A	PARKING BRAKE SYSTEM Joint frein	115
Fig. 50	HYDRAULIC SYSTEM Mechanisme de relevage hydraulique	117
Fig. 51	HYDRAULIC LIFT ARM Relevage bras	123
Fig. 52	HYDRAULIC PIPING Hydraulique tuyautage	125
Fig. 53	FENDER AND SEAT Aile et siege	127
Fig. 54	REAR WHEEL Jante arriere	131
Fig. 55	ELECTRICAL SYSTEM (1) Equipment electrique	133
Fig. 56	ELECTRICAL SYSTEM (2) Equipment electrique	135
Fig. 57	ELECTRICAL SYSTEM (3) Equipment electrique	137

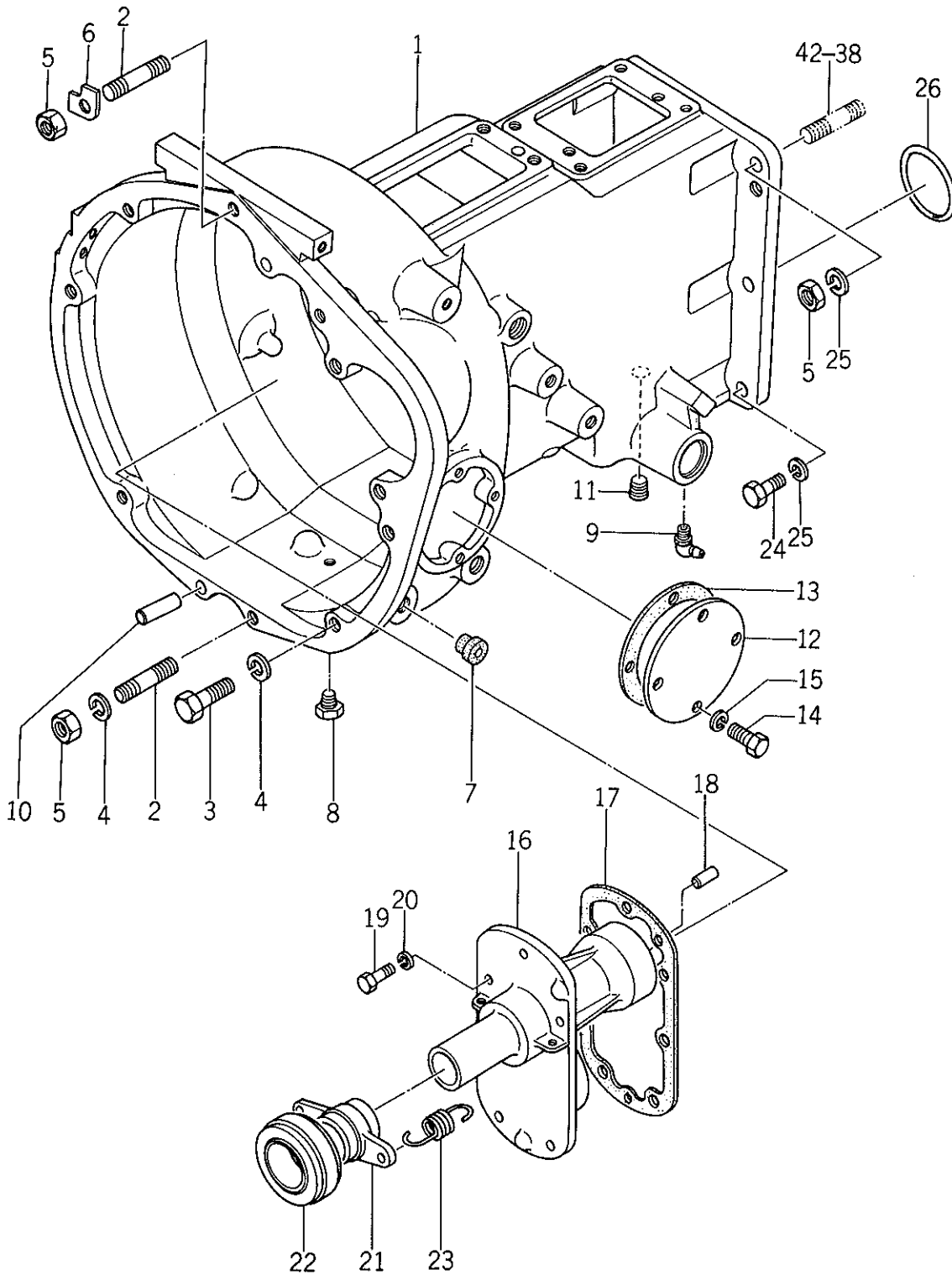
Fig. 58	WIRING DIAGRAM	141
	Cablage dagramme	
Fig. 59	BATTERY SYSTEM	143
	Batterie	
Fig. 60	THREE POINT SYSTEM	145
	Attelage trois point	
Fig. 61	ACCESSORIES AND TOOLS	149
	Outils	
Fig. 62	WEIGHT	151
	Contrepoids	

Ref No. Réf N°.	Parts No. Pièces N°.	Description Désignation	Model & Q'ty Modél & Quant		Remarks Remarques
			S	LF	
34- 1	1421-120-0013-0	HOUSING, CLUTCH Carter d'embrayage	1		
34- 2	V251-441-2028-0	STUD/M12×28 9T Goujon	3		
34- 3	V201-461-2030-0	BOLT/M12×30 9T Vis	5		
34- 4	V401-160-0120-0	WASHER, SP/M12 Rondelle frein	8		
34- 5	V303-460-0120-0	NUT/M12 7T Eccrou	3		
34- 6	1404-120-0090-0	WASHER, LOCK/M12 Rondelle	1		
34- 7	1427-317-0040-0	CAP, BLANK/M14 Fausset	6		
34- 8	1326-706-0020-0	PLUG, DRAIN Bouchon	2		
34- 9	V763-400-0000-0	NIPPLE, GREASE Graisseur	2		
34-10	V520-101-0022-0	PIN, A/10×22 Goupille	1		
34-11	1416-120-0020-0	COVER, INSPECTION Couvercle	1		
34-12	1416-120-0030-0	PACKING Joint	1		
34-13	V201-260-8016-0	BOLT/M8×16 Vis	4		
34-14	V401-160-0080-0	WASHER, SP/M8 Rondelle frein	4		
34-15	1421-120-0040-0	SLEEVE Manchon	1		
34-16	1416-120-0040-0	BEARING, CLUTCH RELEASE Roulement	1		40TMK20B1
34-17	1421-120-0050-0	SPRING, TENSION/51 Ressort	2		
34-18	1421-120-0020-0	GUIDE, SLEEVE Manchon	1		
34-19	1421-120-0030-0	BOLT, REAMER Vis	3		
34-20	1417-201-0030-0	WASHER, LOCK/M8 Rondelle	3		
34-21	V201-461-2035-0	BOLT/M12×35 Vis	6		
34-22	V401-160-0120-0	WASHER, SP/M12 Rondelle frein	6		

Fig. 35

CLUTCH HOUSING (LF-TYPE)

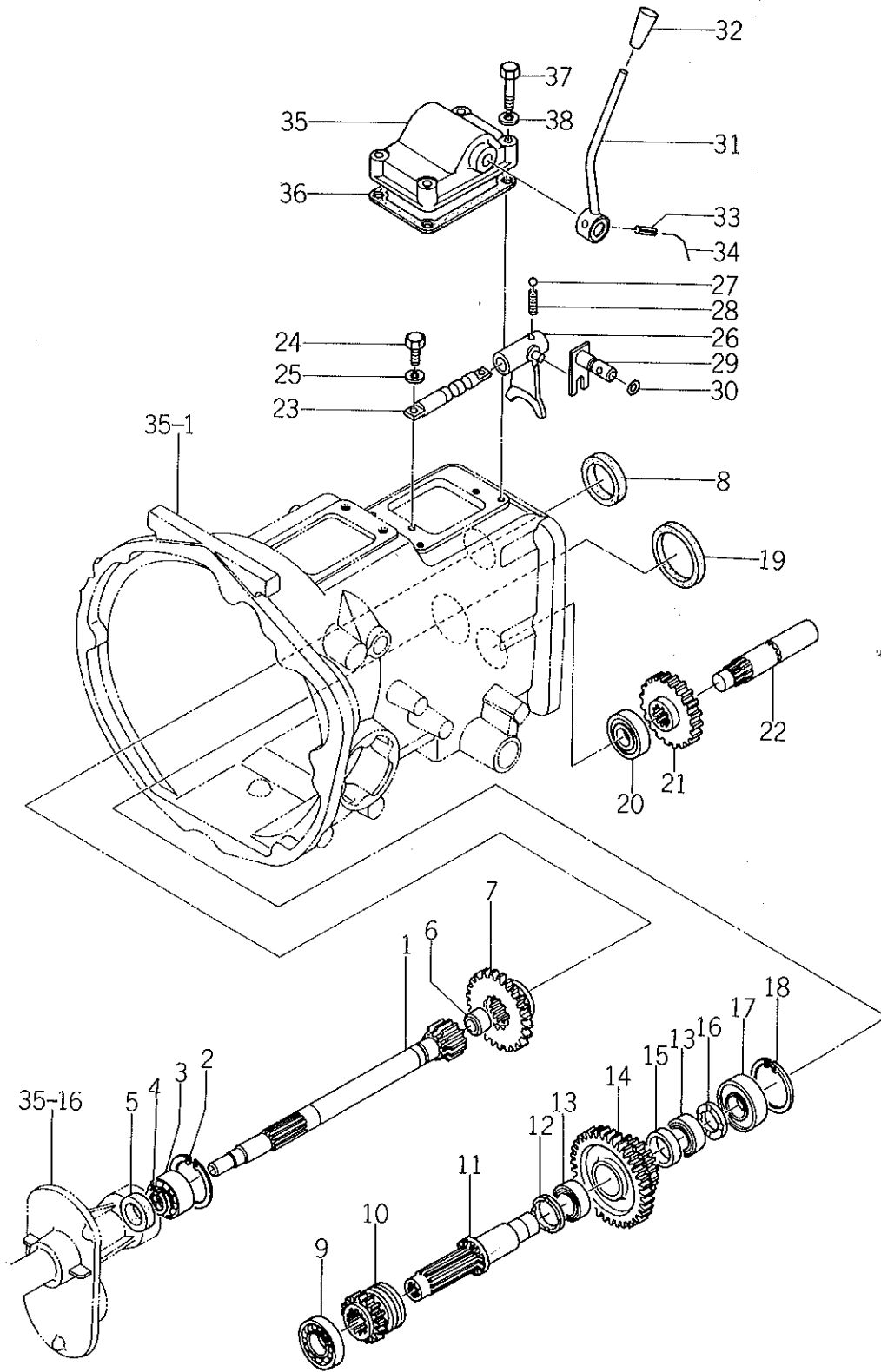
Carter d'embrayage



Ref No. Réf N°.	Parts No. Pièces N°.	Description Désignation	Model & Q'ty Modél & Quant		Remarks Remarques
			S	LF	
35- 1	1421-134-0011-0	HOUSING, CLUTCH Carter d'embrayage		1	
35- 2	V251-441-2028-0	STUD/M12×28 9T Goujon		3	
35- 3	V201-461-2030-0	BOLT/M12×30 9T Vis		5	
35- 4	V401-160-0120-0	WASHER, SP/M12 Rondelle frein		8	
35- 5	V303-460-0120-0	NUT/M12 Ecrou		5	
35- 6	1404-120-0090-0	WASHER, LOCK/M12 Rondelle		1	
35- 7	1427-317-0040-0	CAP, BLANK/M14 Fausset		6	
35- 8	1326-706-0020-0	PLUG, DRAIN Bouchon		1	
35- 9	V763-400-0000-0	NIPPLE, GREASE Graisseur		2	
35-10	V520-101-0022-0	PIN, A/10×22 Goupille		1	
35-11	V781-100-0006-0	PLUG Bouchon		1	
35-12	1416-120-0020-0	COVER, INSPECTION Couvercle		1	
35-13	1416-120-0030-0	PACKING Joint		1	
35-14	V201-260-8016-0	BOLT/M8×16 Vis		4	
35-15	V401-160-0080-0	WASHER, SP/M8 Rondelle frein		4	
35-16	1421-134-0021-0	METAL, SLEEVE Manchon		1	
35-17	1430-121-0030-0	PACKING, METAL A Joint		1	
35-18	V520-100-8016-0	PIN, A/8×16 Goupille		2	
35-19	V201-260-8020-0	BOLT/M8×20 Vis		7	
35-20	V401-160-0080-0	WASHER, SP/M8 Rondelle frein		7	
35-21	1421-120-0040-0	SLEEVE Manchon		1	
35-22	1416-120-0040-0	BEARING, CLUTCH RELEASE Roulement		1	
35-23	1430-121-0040-0	SPRING, TENSION/43 Ressort		2	
35-24	V201-461-2035-0	BOLT/M12×35 Vis		4	
35-25	V401-160-0120-0	WASHER, SP/M12 Rondelle frein		6	
35-26	V721-103-1060-0	O-RING/G60 Joint torique		1	

Fig. 36

CLUTCH HOUSING GEAR (LF-TYPE)
Pignon d'embrayage

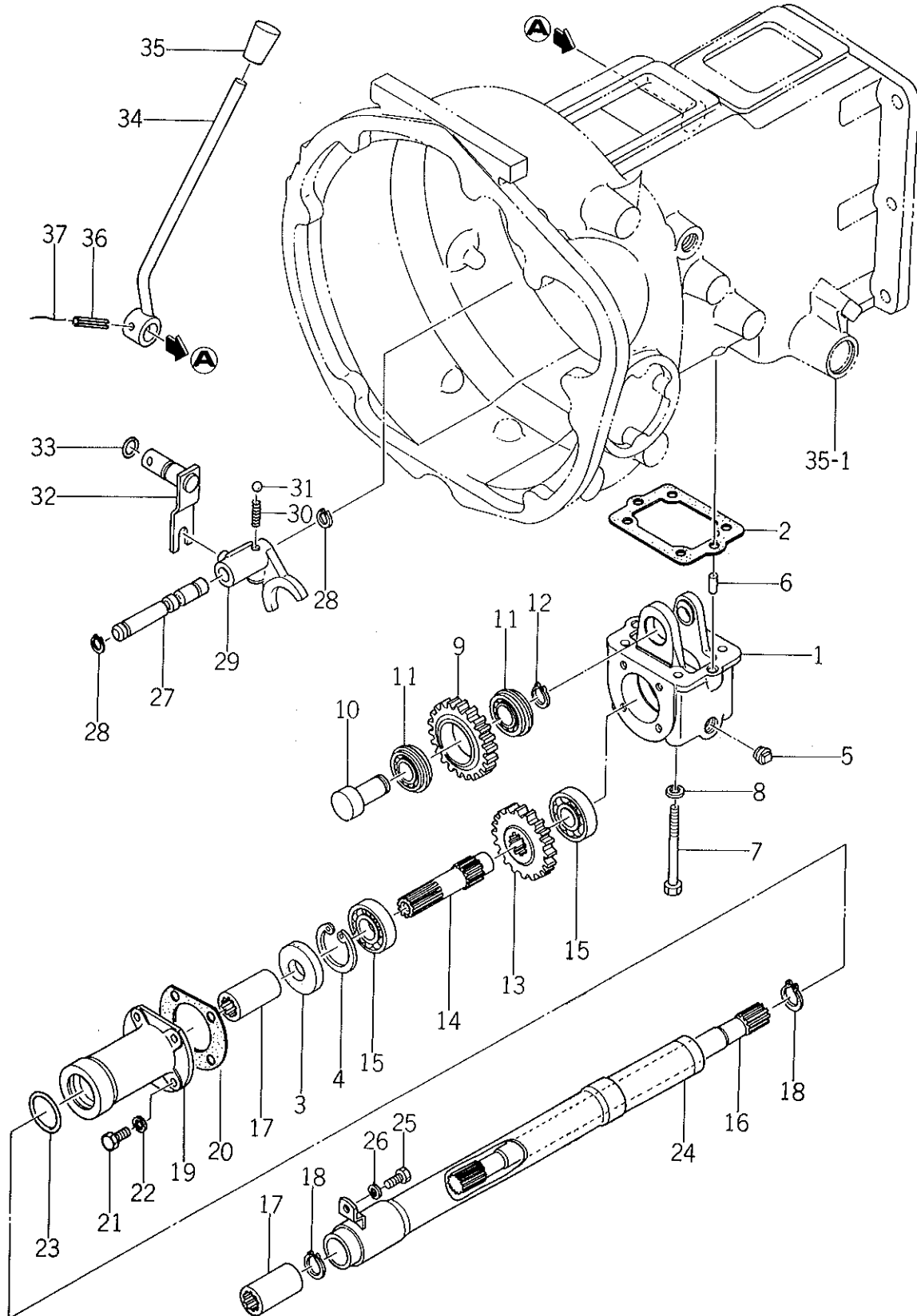


Ref No. Réf N°.	Parts No. Pièces N°.	Description Désignation	Model & Qty Modél & Quant		Remarks Remarques
			S	LF	
36- 1	1430-121-0052-0	GEAR, INPUT/12T Pignon d'entree		1	
36- 2	V705-140-0520-0	RING, SNAP/C 52 Collet d'axe		1	
36- 3	V606-110-5205-0	BEARING, RB/5205 Roulement radial		1	
36- 4	V704-140-0250-0	RING, SNAP/C 25 Collet d'axe		1	
36- 5	V744-125-4208-0	SEAL, OIL/SC254210 Bague d'etancheite		1	
36- 6	V653-316-2420-0	BEARING, NR/TA1620 Roulement a aiguilles		1	
36- 7	1430-121-0060-0	GEAR, SHIFT/29T Pignon		1	
36- 8	V740-138-5610-0	SEAL, OIL/SC385610 Bague d'etancheite		1	
36- 9	V600-110-6205-0	BEARING, RB/6205 Roulement radial		1	
36-10	1421-134-0080-0	GEAR, SHIFT/16T Pignon		1	
36-11	1421-134-0030-0	SHAFT, COUNTER Arbre		1	
36-12	1421-134-0050-0	COLLAR/30x42x4 Collier		1	
36-13	V654-430-3517-0	BEARING, NR/KT303517 Roulement a aiguilles		2	
36-14	1421-134-0061-0	GEAR, COUNTER/35-17T Pignon etage		1	
36-15	1421-134-0070-0	COLLAR/30x34x10 Collier		1	
36-16	1421-134-0040-0	COLLAR/25x40x4 Collier		1	
36-17	V600-110-6305-0	BEARING, RB/6305 Roulement radial		1	
36-18	V705-140-0620-0	RING, SNAP/C 62 Collet d'axe		1	
36-19	V740-152-7210-0	SEAL, OIL/SC527210 Bague d'etancheite		1	
36-20	V600-110-6304-0	BEARING, RB/6304 Roulement radial		1	
36-21	1421-211-0021-0	GEAR, PTO DRIVE/20T Pignon		1	
36-22	1430-211-2000-0	SHAFT, PTO DRIVE A Arbre		1	
36-23	1430-121-0120-0	STAY, CREEP SHIFTER Appui		1	
36-24	V201-460-8020-0	BOLT/M8x20 Vis		2	
36-25	V401-160-0080-0	WASHER, SP/M8 Rondelle frein		2	
36-26	1430-121-0130-0	SHIFTER, CREEP Fourchette		1	
36-27	V680-200-0013-0	BALL, STEEL Bille		1	
36-28	1415-210-0020-0	SPRING, SHIFTER Ressort		1	
36-29	1430-121-2000-0	ARM, CREEP SHIFT Bras		1	
36-30	V720-102-4012-0	O-RING/P12 Joint torique		1	
36-31	1430-121-2100-0	LEVER, CREEP Lever		1	
36-32	2101-230-6010-0 4106-105-3030-0	KNOB Poignee		1	(A) info no 82-06 (6/6) March 31, 82
36-33	V580-140-6028-0	PIN, SPRING/W6x28 Goupille elastique		1	
36-34		WIRE Fil		1	
36-35	1430-121-0090-1	METAL, CREEP Coquille		1	
36-36	1430-121-0110-0	PACKING, METAL B Joint		1	
36-37	V201-260-8045-0	BOLT/M8x45 Vis		4	
36-38	V401-160-0080-0	WASHER, SP/M8 Rondelle frein		4	

Fig. 37

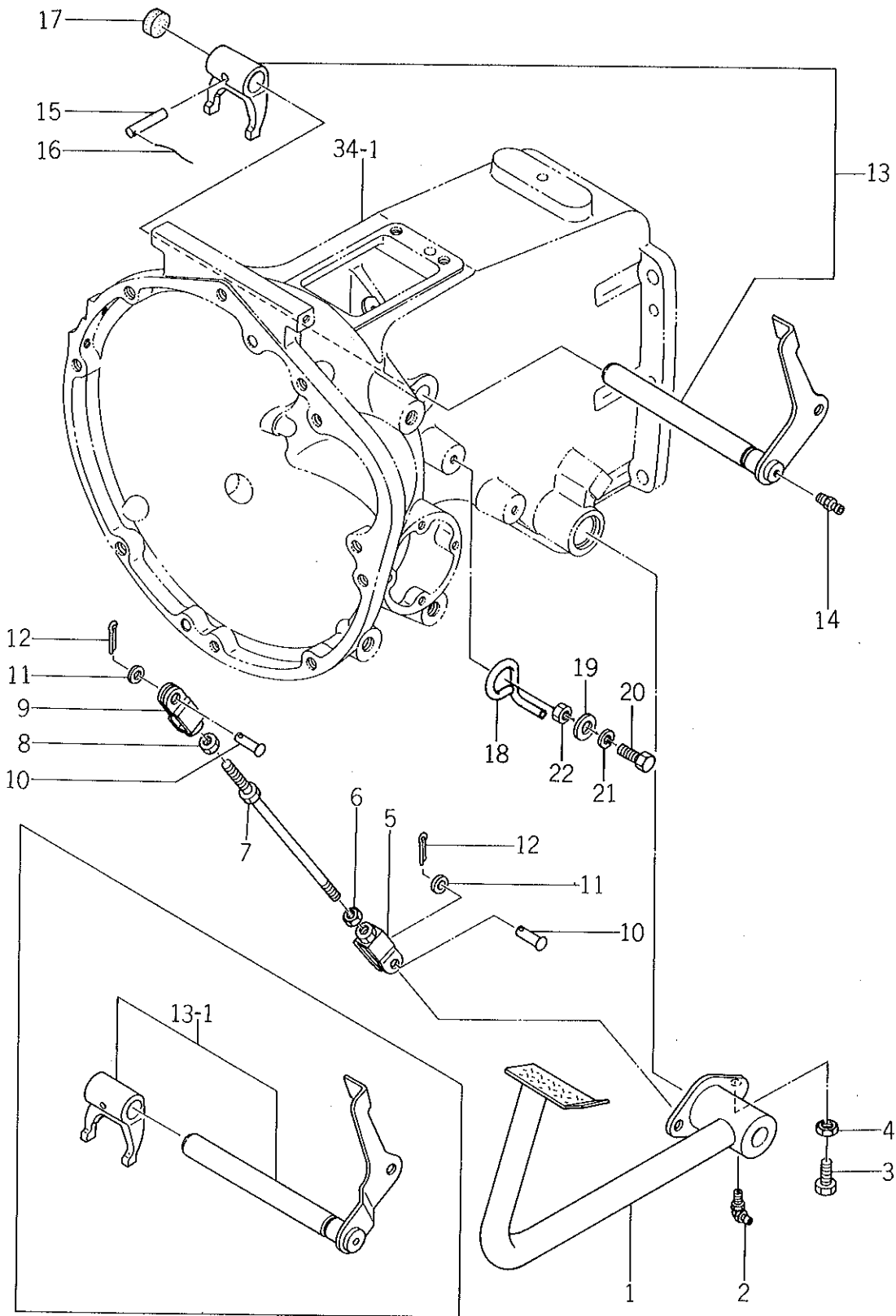
DRIVE SHAFT SYSTEM (LF-TYPE)

Demi arbre avant



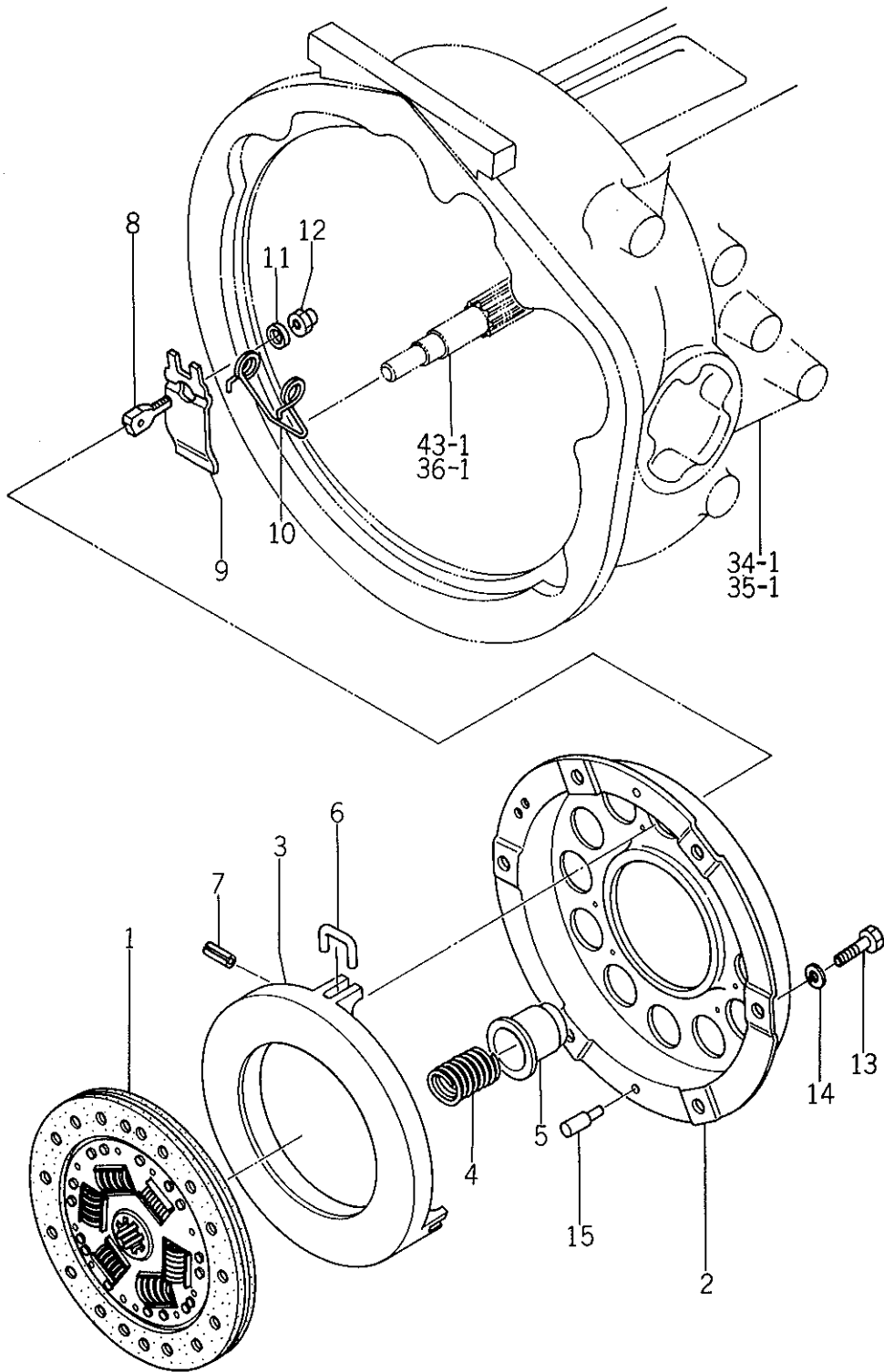
Ref No. Réf N°	Parts No. Pièces N°	Description Désignation	Model & Q'ty Modél & Quant		Remarks Remarques
			S	LF	
37- 1	1422-161-0020-0	CASE, F.		1	
37- 2	1421-134-0110-0	PACKING, CASE Joint		1	
37- 3	V740-120-4707-0	SEAL, OIL/S020477 Bague d'étanchéité		1	
37- 4	V705-140-0470-0	RING, SNAP/C 47 Collet d'axe		1	
37- 5	V781-100-0006-0	PLUG Bouchon		1	
37- 6	V520-100-8016-0	PIN, A/8×16 Goupille		2	
37- 7	V201-460-8085-0	BOLT/M8×85 Vis		4	
37- 8	V401-160-0080-0	WASHER, SP/M8 Rondelle frein		4	
37- 9	1422-161-0030-0	GEAR, COUNTER/24T Pignon		1	
37-10	1421-134-0130-0	PIN, COUNTER Goupille		1	
37-11	V607-110-6203-0	BEARING, RB/6203 Roulement radial		2	
37-12	V704-140-0170-0	RING, SNAP/C 17 Collet d'axe		1	
37-13	1422-161-0040-0	GEAR, DRIVE/17T Pignon		1	
37-14	1421-134-0150-0	SHAFT, DRIVE A Demi arbre avant A.		1	
37-15	V600-110-6204-0	BEARING, RB/6204 Roulement radial		2	
37-16	1421-134-0180-0	SHAFT, DRIVE B Demi arbre avant B.		1	
37-17	1421-134-0190-0	COUPLING Couplage		2	
37-18	V704-140-0200-0	RING, SNAP/C 20 Collet d'axe		2	
37-19	1421-134-0210-0	COVER, METAL Couvercle		1	
37-20	1421-134-0220-0	PACKING, COVER Joint		1	
37-21	V201-260-8020-0	BOLT/M8×20 Vis		4	
37-22	V401-160-0080-0	WASHER, SP/M8 Rondelle frein		4	
37-23	V720-103-5035-0	O-RING/P35 Joint torique		1	
37-24	1421-134-2200-0	COVER, SHAFT Couvercle		1	
37-25	V201-260-8016-0	BOLT/M8×16 Vis		1	
37-26	V401-160-0080-0	WASHER, SP/M8 Rondelle frein		1	
37-27	1421-134-0160-0	STAY, SHIFTER F Appui		1	
37-28	V704-140-0120-0	RING, SNAP/C 12 Collet d'axe		2	
37-29	1421-134-0170-0	SHIFTER, F. Fourchette		1	
37-30	1302-225-0030-0	SPRING, SHIFTER Ressort de fourchette		1	
37-31	V680-200-0010-0	BALL, STEEL Bille		1	
37-32	1421-134-2001-0	ARM, SHIFT F. Bras		1	
37-33	V720-102-4012-0	O-RING/P12 Joint torique		1	
37-34	1421-134-2101-0	LEVER, F. Lévier		1	
37-35	4106-105-3030-0	GRIP Pommeau		1	
37-36	V580-140-6028-0	PIN, SPRING/W 6×28 Goupille élastique		1	
37-37		WIRE/0.9×150 Fil		1	

Fig. 38 CLUTCH PEDAL
Pedale d'embrayage



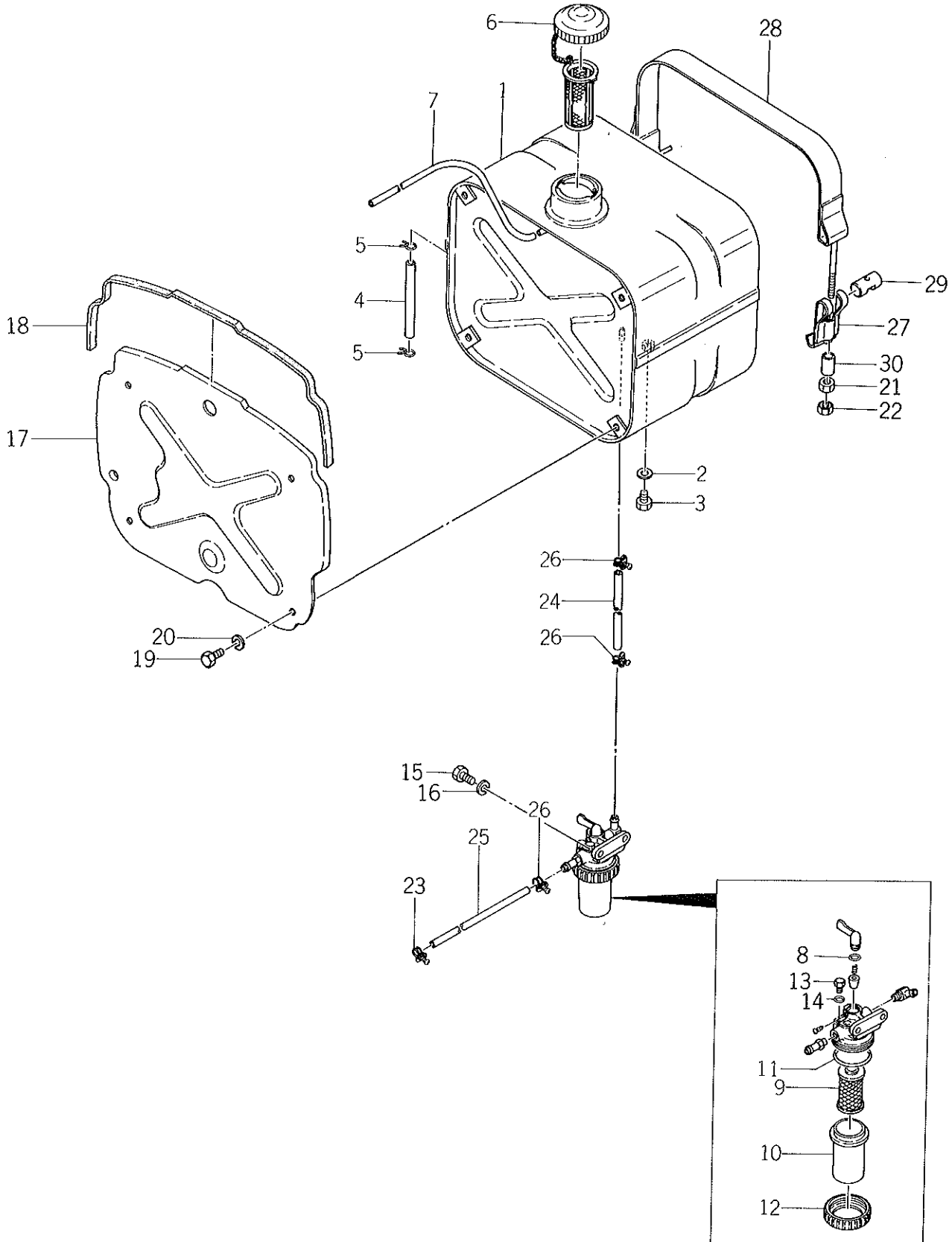
Ref No. Réf N°.	Parts No. Pièces N°.	Description Désignation	Model & Q'ty Modél & Quant		Remarks Remarques
			S	LF	
38- 1	1421-122-2000-0	PEDAL, CLUTCH Pedale d'embrayage	1	1	
38- 2	V763-400-0000-0	NIPPLE, GREASE Ecrrou a crcneaux	1	1	
38- 3	V201-260-8030-0	BOLT/M8×30 Vis	1	1	
38- 4	V302-260-0080-0	NUT/M8 Ecrrou	1	1	
38- 5	1430-122-2300-0	YOKE, RH THREAD Chape	1	1	
38- 6	V302-260-0080-0	NUT/M8 Ecrrou	1	1	
38- 7	1430-122-2100-0	ROD, CLUTCH Tige de debrayage	1	1	
38- 8	1401-122-0050-0	NUT, LH THREAD/M8 Ecrrou	1	1	
38- 9	1430-122-2200-0	YOKE, LH THREAD Chape	1	1	
38-10	3737-235-0080-0	PIN/8×23 Goupille	2	2	
38-11	V413-160-0080-0	WASHER/M8 Rondelle	2	2	
38-12	V500-152-0015-0	PIN, SPLIT/2×18 Goupille fendue	2	2	
38-13	1421-012-2001-0	SHAFT, CLUTCH SET Axe ensemble	1		
38-13-1	1430-012-2000-0	SHAFT, CLUTCH SET Axe ensemble		1	
38-14	V767-400-0000-0	NIPPLE, GREASE Graisseur	1	1	
38-15	1404-101-0010-0	PIN, CLUTCH YOKE Goupille	1	1	
38-16		WIRE/1.2×150 Fil	1	1	
38-17	1415-122-0020-0	CAP, SEAL Fausset		1	
38-18	1430-122-0011-0	ARM, CUT-OFF Crochet	1	1	
38-19	3560-201-0150-0	WASHER Rondelle	1		
38-20	V201-260-8020-0	BOLT/M8×20 Vis	1		
38-21	V401-160-0080-0	WASHER, SP/M8 Rondelle frein	1		
38-22	V302-260-0080-0	NUT/M8 Ecrrou	1		

Fig. 39 CLUTCH
Embrayage



Ref No. Réf N°.	Parts No. Pièces N°.	Description Désignation	Model & Q'ty Modél & Quant		Remarks Remarques
			S	LF	
39- 0-1	1416-100-0520-0	CLUTCH ASSY/200 Embrayage ensemble	1	1	
39- 1	1416-120-0070-0	·DISK, CLUTCH/200 Disque d'embrayage	1	1	
39- 0-2	1416-120-2000-0	·PLATE, PREESS ASSY Plaque	1	1	
39- 2	1416-120-2010-0	··COVER, CLUTCH SUB Couvercle	1	1	
39- 3	1416-120-2020-0	··PLATE, PREESS Plaque	1	1	
39- 4	1416-120-2050-0	··SPRING, PREESS Ressort	9	9	
39- 5	1416-120-2040-0	··CAP, SPRING Chapeau	9	9	
39- 6	1416-120-2110-0	··STOPPER Crochet	3	3	
39- 7	1416-120-2090-0	··PIN, SPRING Goupille elastique	3	3	
39- 8	1416-120-2070-0	··EYE BOLT, LEVER Vis	3	3	
39- 9	1416-120-2030-0	··LEVER, RELEASE Lever	3	3	
39-10	1416-120-2060-0	··SPRING, RETURN Ressort	3	3	
39-11	1416-120-2100-0	··WASHER Rondelle	3	3	
39-12	1416-120-2080-0	··NUT, LEVER Erou	3	3	
39-13	V201-260-8025-0	BOLT/M8×25 Vis	6	6	
39-14	V401-160-0080-0	WASHER, SP/M8 Rondelle frein	6	6	
39-15	1414-120-0120-0	PIN, KNOCK Goupille	2	2	

Fig. 40 FUEL TANK
Reservoir

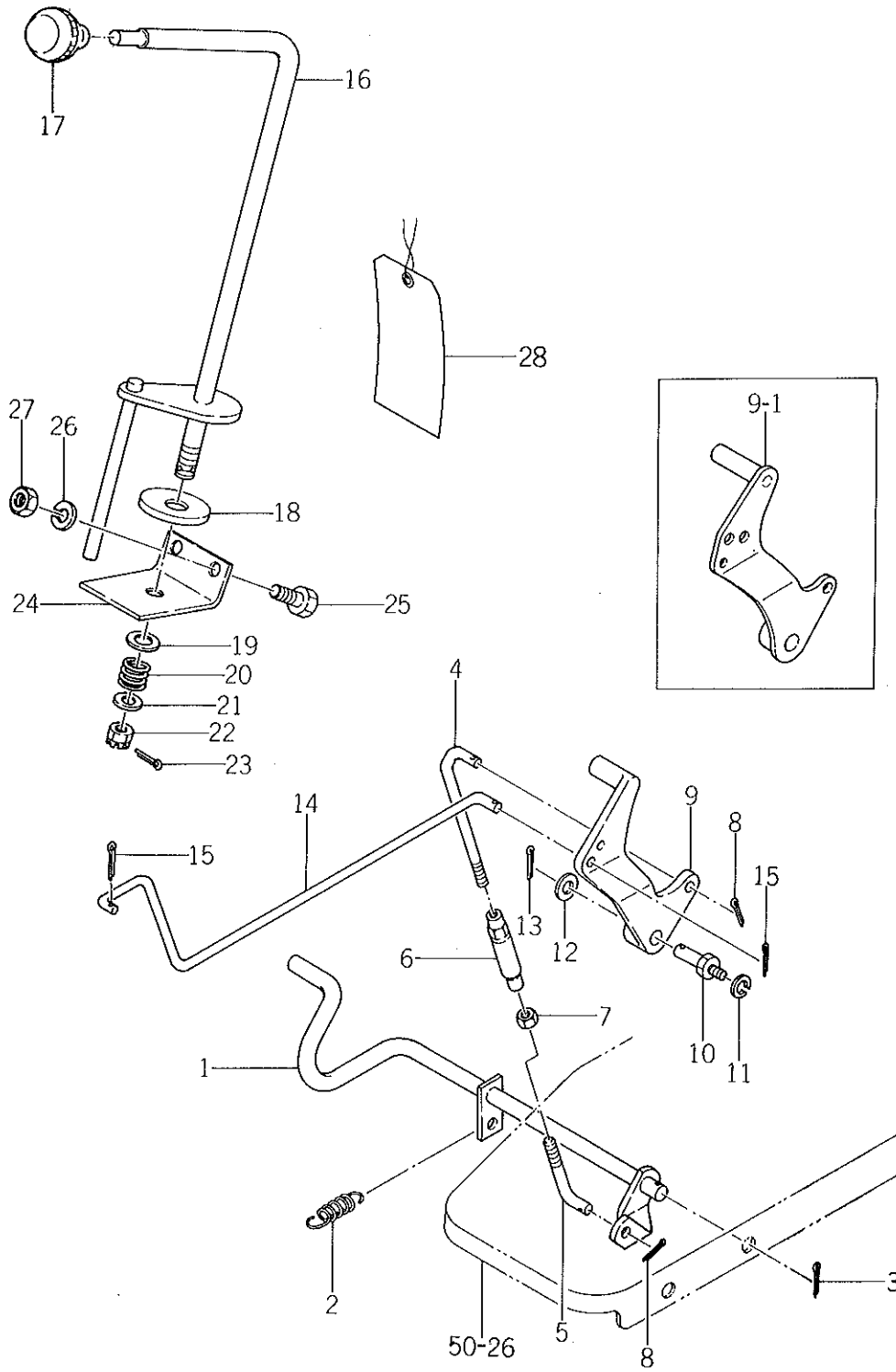


Ref No. Réf N°.	Parts No. Pièces N°.	Description Désignation	Model & Q'ty Modél & Quant		Remarks Remarques
			S	LF	
40- 1	1430-111-2000-0	TANK, FUEL Reservoir de combustible	1	1	
40- 2	1407-111-0010-0	WASHER/8×12×2 Rondelle	1	1	
40- 3	V200-260-8012-0	BOLT/M8×12 Vis	1	1	
40- 4	1427-111-0010-0	PIPE, VINYL 6×10×110 Conduit	1	1	
40- 5		WIRE/0.9×100 Fil	2	2	
40- 6	1421-111-2100-0	CAP, ASSY Bouchon	1	1	
40- 7	1430-102-0010-0	PIPE, FUEL RETURN Conduit	1	1	
X40- 0-1	1421-100-0520-0 1421-100-0521-0	COCK, FILTER ASSY Filtre a combustible	1	1	* imp no 82-06(6/6) March 31, '82 S # 468 LF # 843
40- 8	V720-102-4010-0	O-RING/P10A Joint torique	1	1	
40- 9	1415-102-0110-0	ELEMENT Element	1	1	
X40-10	1415-102-0090-0 1440-103-2010-0	CUP Cuve	1	1	* imp 82-06(6/6) March 31 '82
40-11	V720-103-5044-0	O-RING/P44 Joint torique	1	1	
40-12	1415-102-0100-0	NUT, RING Ecroû de cuve	1	1	
40-13	1415-102-0120-0	PLUG, BREATHING Bouchon	2	2	
40-14	1415-102-0130-0	PACKING Joint	2	2	
40-15	V201-260-8020-0	BOLT/M8×20 Vis	2	2	
40-16	V401-160-0080-0	WASHER, SP/M8 Rondelle frein	2	2	
40-17	1430-111-0010-0	COVER, FUEL TANK Couvercle	1	1	
40-18	1430-111-0020-0	SEAL Bouchon	1	1	
40-19	V201-260-8016-0	BOLT/M8×16 Vis	4	4	
40-20	V401-160-0080-0	WASHER, SP/M8 Rondelle frein	4	4	
40-21	V300-260-0080-0	NUT/M8 Ecroû	1	1	
40-22	V302-260-0080-0	NUT/M8 Ecroû	1	1	
40-23	3741-141-0050-0	BAND, HOSE/12 Sangle	1	1	
40-24	1421-102-0011-0	PIPE, FUEL A Conduit A	2	2	
40-25	1421-102-0021-0	PIPE, FUEL B Conduit B	1	1	
40-26	3768-164-0060-0	BAND, HOSE Sangle	3	3	
40-27	1415-111-2000-0	BAND, TANK A Sangle A	1	1	
40-28	1421-111-2000-0	BAND, TANK Sangle	1	1	
40-29	1415-111-0010-0	STOPPER, BAND Attache	1	1	
40-30	1415-111-0020-0	COLLAR/9×14×30 Collier	1	1	

* S # 468-
LF # 849-

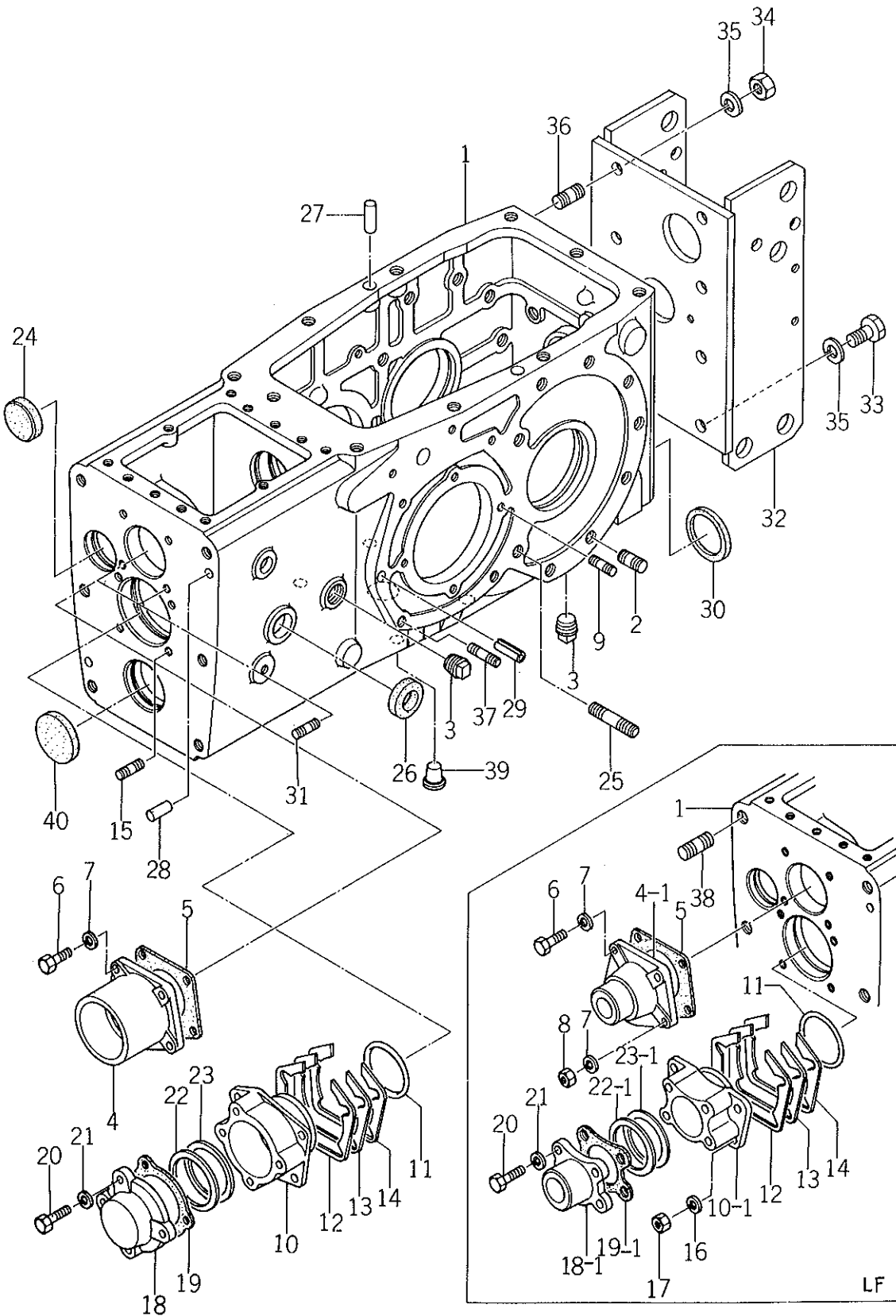
Fig. 41

THROTTLE SYSTEM
Accelérateur



Ref No. Réf N°.	Parts No. Pièces N°.	Description Désignation	Model & Q'ty Modél & Quant		Remarks Remarques
			S	LF	
41- 1	1422-160-2000-0	PEDAL, ACCEL Pedale	1	1	
41- 2	1416-120-0060-0	SPRING, TENSION/65 Ressort	1	1	
41- 3	V500-152-5018-0	PIN, SPLIT/2.5×18 Goupille fendue	1	1	
41- 4	1415-116-0071-0	CONNECTOR, ACCEL A Jonction A	1	1	
41- 5	1421-116-0010-0	CONNECTOR, ACCEL Jonction	1	1	
41- 6	1421-116-0020-0	TURNBUCKLE/M6 Tendeur	1	1	
41- 7	V300-260-0060-0	NUT/M6 Erou	1	1	
41- 8	V500-152-0018-0	PIN, SPLIT/2×18 Goupille fendue	2	2	
41- 9	1421-116-0030-0	ARM, ACCEL Bras	1	1	Interchangeable
41- 9-1	1421-116-2000-0	ARM, ACCEL Bras	1	1	
41-10	1416-116-0040-0	PIN, ARM Goupille	1	1	
41-11	V401-160-0080-0	WASHER, SP/M8 Rondelle frein	1	1	
41-12	V413-160-0100-0	WASHER/M10 Rondelle	1	1	
41-13	V500-152-0018-0	PIN, SPLIT Goupille fendue	1	1	
41-14	1421-116-0041-0	ROD, ACCEL Tige	1	1	
41-15	V500-152-0018-0	PIN, SPLIT/2×18 Goupille fendue	2	2	
41-16	1421-117-1000-0	LEVER, THROTTLE Mane	1	1	
41-17	1414-117-0040-0	KNOB, LEVER/30 Poignee	1	1	
41-18	1414-117-0050-0	LINING/13×50×3 Garniture de friction	1	1	
41-19	1407-117-0070-0	WASHER/13×32×1 Rondelle	1	1	for adjusting
41-20	1404-117-0080-0	SPRING, PRESS/22 Ressort	1	1	
41-21	V413-160-0120-0	WASHER/M12 Rondelle	1	1	
41-22	V320-160-0120-0	NUT, SLOTTED/MM 12 Erou a creneaux	1	1	
41-23	V500-153-0025-0	PIN, SPLIT/10×25 Goupille fendue	1	1	
41-24	1421-117-0010-0	HOLDER, THROTTLE Support	1	1	
41-25	V201-260-8016-0	BOLT/M8×16 Vis	2	2	
41-26	V401-160-0080-0	WASHER, SP/M8 Rondelle frein	2	2	
41-27	V300-260-0080-0	NUT/M8 Erou	2	2	
41-28	1427-932-0040-0	TAG, CAUTION Etiquette	1	1	English

Fig. 42 TRANSMISSION CASE
Voite de vitesses

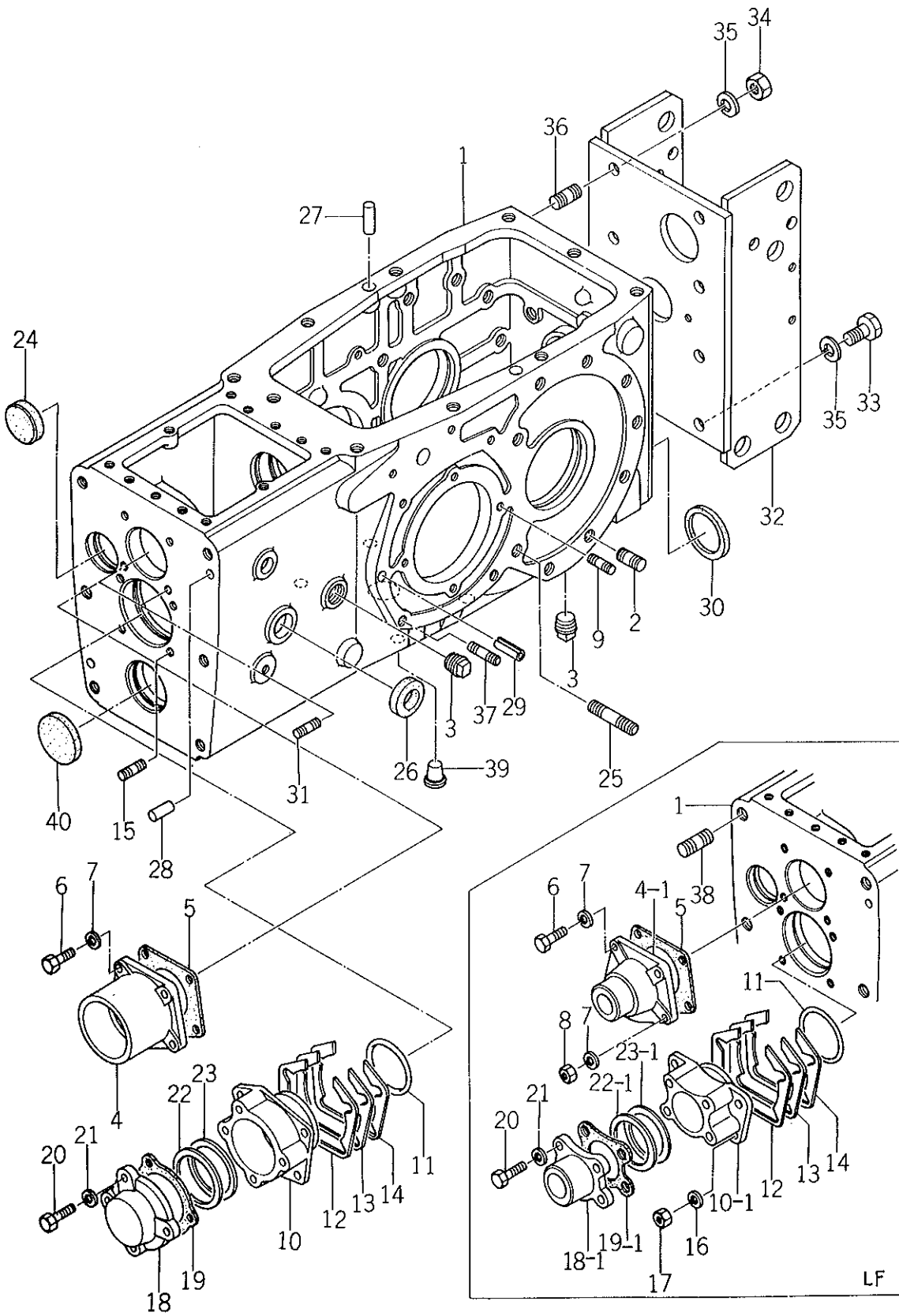


Ref No. Réf N°.	Parts No. Pièces N°.	Description Désignation	Model & Q'ty Modél & Quant		Remarks Remarques
			S	LF	
42- 1	1422-251-0011-0	CASE, T-MISSON Boîte de vitesses	1	1	
42- 2	V250-261-2032-0	STUD/M12×28 Goujon	14	14	
42- 3	V781-100-0006-0	PLUG, DRAIN Bouchon	2	2	
42- 4	1421-201-0040-0	METAL, INPUT Palier	1		
42- 4-1	1430-201-0010-0	METAL, INPUT Palier		1	
42- 5	1421-201-0050-0	PACKING, METAL Joint	1	1	
42- 6	V201-260-8020-0	BOLT/M8×20 Vis	2	2	
42- 7	V401-160-0080-0	WASHER, SP/M8 Rondelle frein	4	4	
42- 8	V303-260-0080-0	NUT/M8 Erou	2	2	
42- 9	V251-440-8018-0	STUD/M8×18 9T Goujon	2	2	
42-10	1421-201-0060-0	METAL, DRIVE PINION Palier	1		
42-10-1	1430-201-0020-0	METAL, DRIVE PINION Palier		1	
42-11	1419-201-0040-0	O-RING Joint torique	1	1	
42-12	1421-201-0070-0	SHIM, A/0.2 Cale A	6	4	
42-13	1421-201-0080-0	SHIM, B/0.1 Cale B	AR	AR	
42-14	1421-201-0090-0	SHIM, C/0.05 Cale C	AR	AR	
42-15	V251-260-8018-0	STUD/M8×18 Goujon	4	4	
42-16	V401-160-0080-0	WASHER, SP/M8 Rondelle frein	4	4	
42-17	V303-260-0080-0	NUT/M8 Erou	4	4	
42-18	1421-201-0100-0	COVER, METAL Couvercle	1		
42-18-1	1430-201-0030-0	COVER, METAL Couvercle		1	
42-19	1421-201-0110-0	PACKING, COVER Joint	1		
42-19-1	1430-201-0040-0	PACKING, COVER Joint		1	
42-20	V201-260-8020-0	BOLT/M8×20 Vis	4	4	
42-21	V401-160-0080-0	WASHER, SP/M8 Rondelle frein	4	4	
42-22	1419-201-0100-0	SHIM, D/0.05 Cale D	AR		
42-22-1	1430-201-0050-0	SHIM, A/0.05 Cale A		AR	
42-23	1419-201-0110-0	SHIM, E/0.1 Cale E	AR		
42-23-1	1430-201-0060-0	SHIM, B/0.1 Cale B		AR	
42-24	1340-253-0020-0	CAP, SEAL/35 Bouchon	1	1	
42-25	V250-261-2055-0	STUD/M12×55 Goujon	4	4	
42-26	1414-201-0020-0	SEAL/24 Bouchon	1	1	
42-27	V520-101-0028-0	PIN, A/10×28 Goupille	2	2	
42-28	V520-101-0022-0	PIN, A/10×22 Goupille	2	2	
42-29	V580-140-8022-0	PIN, SPRING/W 8×22 Goupille elastique	2	2	
42-30	1421-201-0030-0	SEAL/52 Bouchon	1	1	
42-31	V251-260-8018-0	STUD/M8×18 Goujon	2	2	
42-32	1422-251-2000-0	HITCH, R. Support ar.	1	1	

Fig. 42

TRANSMISSION CASE

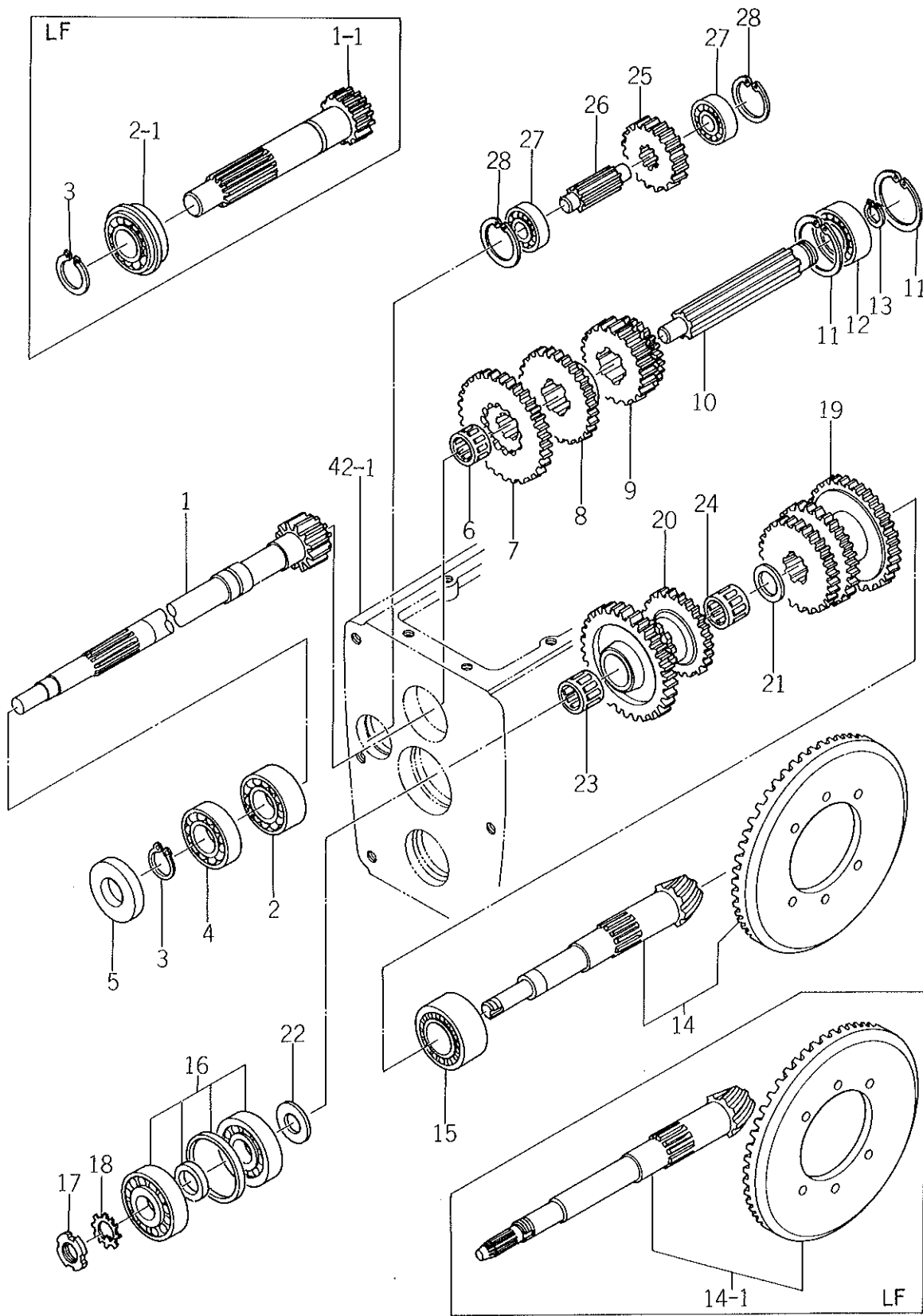
Voîte de vitesses



Ref No. Réf N°.	Parts No. Pièces N°.	Description Désignation	Model & Q'ty Modél & Quant		Remarks Remarques
			S	LF	
42-33	V201-261-2030-0	BOLT/M12×30 Vis	2	2	
42-34	V303-260-0120-0	NUT/M12 Erou	6	6	
42-35	V401-160-0120-0	WASHER, SP/M12 Rondelle frein	8	8	
42-36	V250-261-2025-0	STUD/M12×25 Goujon	6	6	
42-37	V251-460-8020-0	STUD/M8×20 9T Goujon	4	4	
42-38	V250-441-2032-0	STUD/M12×32 9T Goujon		2	
42-39	1427-201-0160-0	CAP, BLANK/M12 Fausset	4		
42-40	1421-201-0020-0	SEAL/47 Bouchon	1		

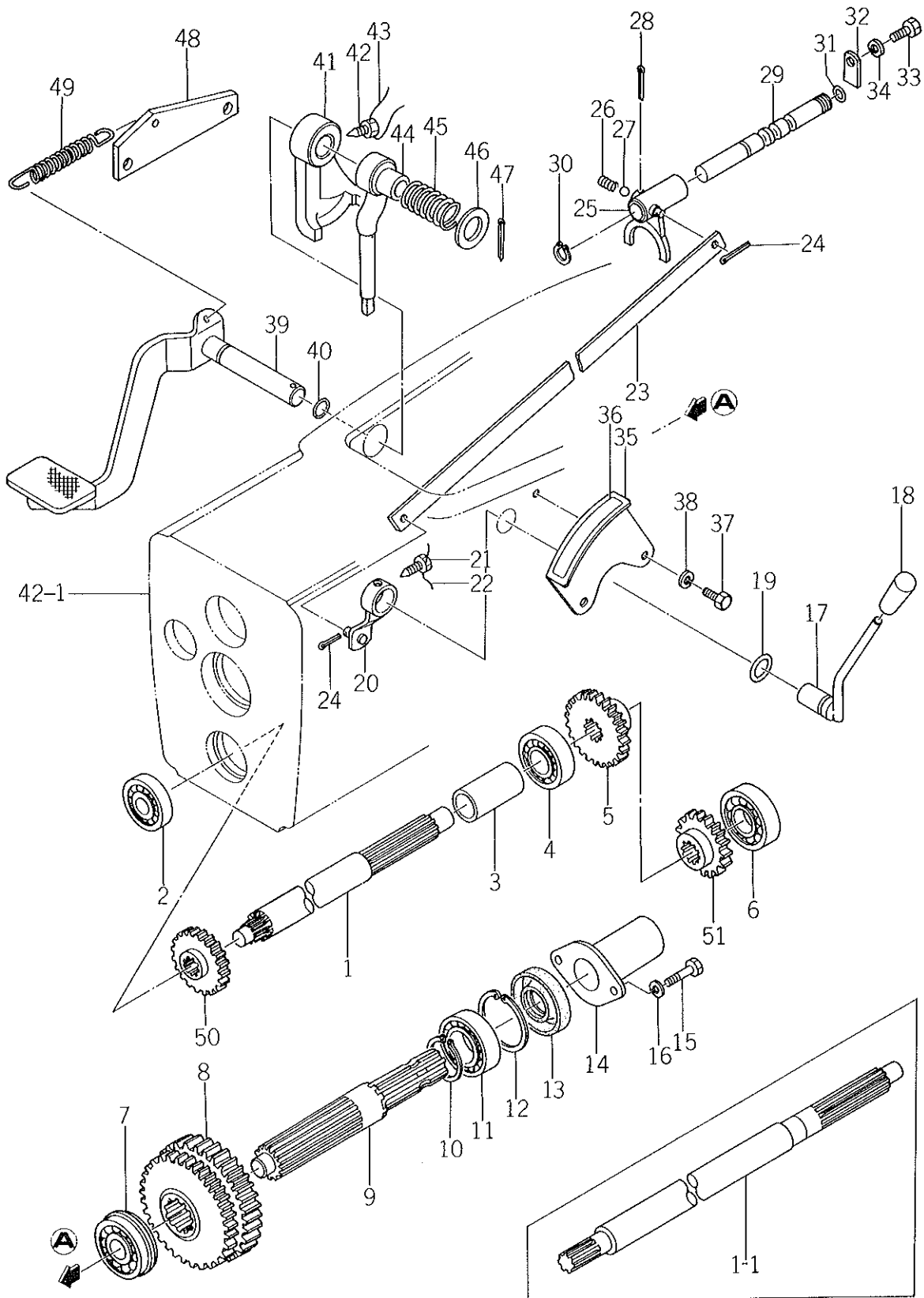
Fig. 43

TRANSMISSION GEAR
Arbres et demultiplicateur



Ref No. Réf N°.	Parts No. Pièces N°.	Description Désignation	Model & Q'ty Modél & Quant		Remarks Remarques
			S	LF	
43- 1	1421-202-0011-0	GEAR, INPUT/12T Pignon d'entree	1		
43- 1-1	1430-202-0010-0	GEAR, INPUT/12T Pignon d'entree		1	
43- 2	V606-110-5205-0	BEARING, RB/5205 Roulement radial	1		
43- 2-1	1430-202-0020-0	BEARING, RB/5205NR Roulement radial		1	
43- 3	V704-140-0250-0	RING, SNAP/C 25 Collet d'axe	1	1	
43- 4	V600-110-6205-0	BEARING, RB 6205 Roulement radial	1		
43- 5	V741-125-5210-0	SEAL, OIL/SB255210 Bague d'etancheite	1		
43- 6	V653-616-2420-0	BEARING, NR/TA1620 Roulement a aiguilles	1		
43- 6-1	V653-316-2420-0	BEARING, NR/TA1620 Roulement a aiguilles		1	
43- 7	1430-202-0050-0	GEAR, SHIFT/34-22T Baladeur etage		1	
43- 8	1430-202-0040-0	GEAR, SHIFT/24T Baladeur etage	1	1	
43- 9	1430-202-0030-0	GEAR, SHIFT/19-15T Baladeur etage	1	1	
43-10	1421-202-0020-0	SHAFT, SHIFT Arbre primaire	1	1	
43-11	V705-140-0520-0	RING, SNAP/C 52 Collet d'axe	2	2	
43-12	V600-110-6304-0	BEARING, RB/6304 Roulement radial	1	1	
43-13	V704-140-0200-0	RING, SNAP/C 20 Collet d'axe	1	1	
43-14	1422-026-2000-0	GEAR, DRIVE GE SET	1		
43-14-1	1422-026-3000-0	GEAR, DRIVE FE SET		1	
43-15	1430-203-0020-0	BEARING, CR/NH2206 Roulement	1	1	
43-16	1419-203-0020-0	BEARING, TR/46032303 Roulement	1		
43-16	1430-203-0030-0	BEARING, TR/HR30304BJ Roulement		1	
43-17	V670-200-0030-0	NUT, ADAPTER/AN03 Ecou	1		
43-17-1	V670-200-0040-0	NAT, ADAPTER/AW04 Ecou		1	
43-18	V671-400-0030-0	WASHER, ADAPTER/AW03 Rondelle	1		
43-18-1	V671-400-0040-0	WASHER, ADAPTER/AW04 Rondelle		1	
43-19	1430-203-0040-0	GEAR, COUNTER/23-27-30T Pignon etage	1	1	
43-20	1421-203-0051-0	GEAR, COUNTER/35-13 24T Pignon etage	1		
43-20-1	1430-203-0050-0	GEAR, COUNNTER/35-13-24T Pignon etage		1	
43-21	1421-203-0040-0	WASHER/26×34×2 Rondelle	1	1	
43-22	1421-203-0060-0	COLLAR/17×40×3 Collier	1	1	
43-22-1	1430-203-0060-0	COLLAR/20×40×3 Collier		1	
43-23	V654-422-3215-0	CAGE, NEEDLE/KT223215EG Roulement a aiguilles	1		
43-23-1	V654-423-2824-0	BEARING, NR/KT232824 Roulement a aiguilles		1	
43-24	V654-425-3017-0	BEARING, NR/KT253017 Roulement a aiguilles	1	1	
43-25	1421-204-0010-0	GEAR, BACK/25T Pignon	1	1	
43-26	1421-204-0020-0	PIN, BACK GEAR Arbre de marche ar.	1	1	
43-27	V600-110-6202-0	BEARING, RB/6202 Roulement radial	2	2	
43-28	V705-140-0350-0	RING, SNAP/C35 Collet d'axe	2	2	

Fig. 44 POWER TAKE OFF
Arbre de prise de force

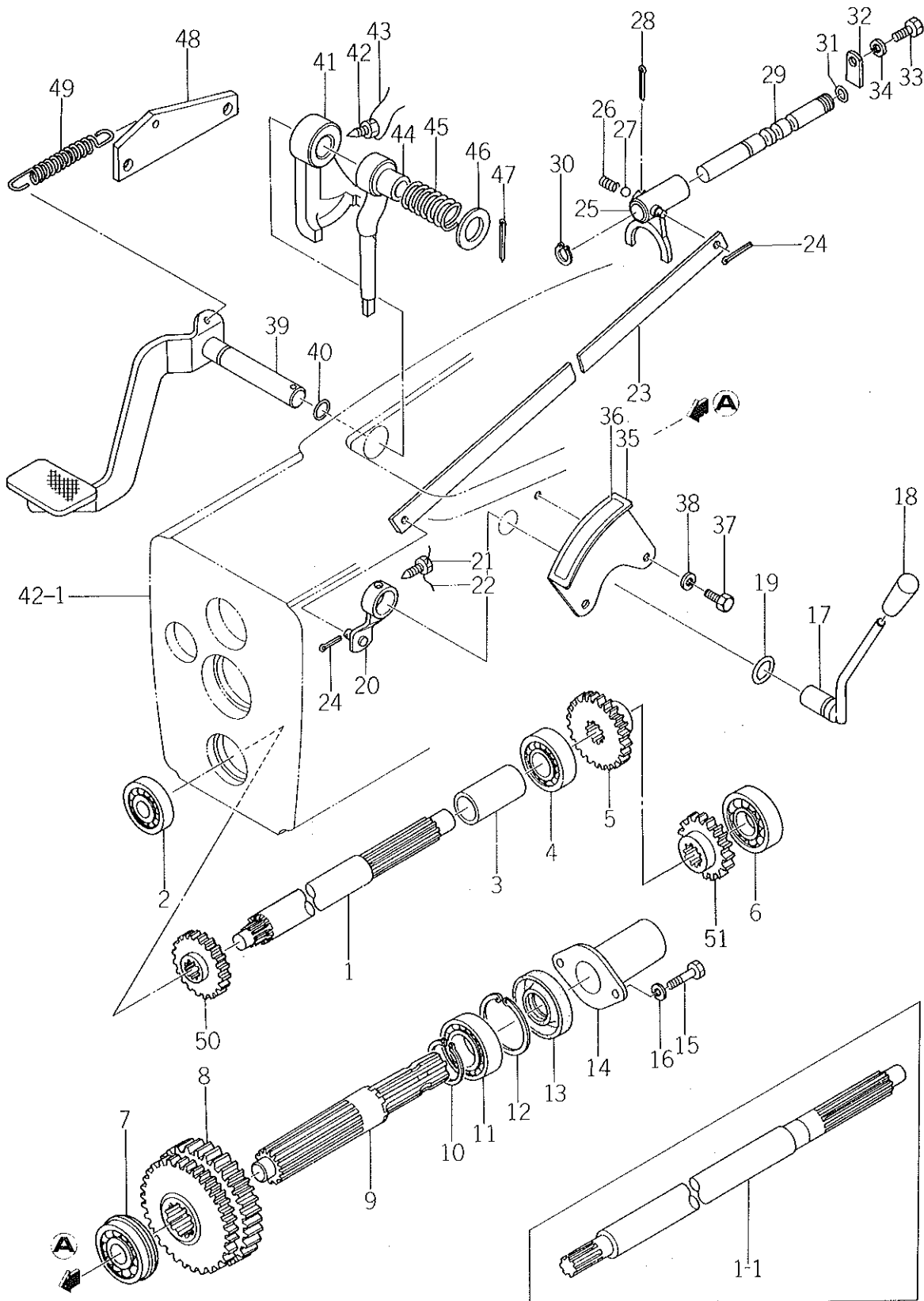


Ref No. Réf N°.	Parts No. Pièces N°.	Description Désignation	Model & Q'ty Modél & Quant		Remarks Remarques
			S	LF	
44- 1	1421-211-0010-0	SHAFT, PTO DRIVE Arbre	1		
44- 1-1	1430-211-0021-0	SHAFT, PTO DRIVE B Arbre		1	
44- 2	V600-110-6303-0	BEARING, RB/6303 Roulement radial	1		
44- 2-1	V600-110-6204-0	BEARING, RB/6204 Roulement radial		1	
44- 3	1422-280-0020-0	COLLAR/26×34×60 Coller	1	1	
44- 4	V600-110-6205-0	BEARING, RB/6205 Roulement radial	1	1	
44- 5	1422-280-0030-0	GEAR, PTO COUNTER/21T Pignon etage	1	1	
44- 6	V600-110-6304-0	BEARING, RB/6304 Roulement radial	1	1	
44- 7	V607-110-6204-0	BEARING, RB/6204NR Roulement radial	1	1	
44- 8	1422-283-0010-0	GEAR, PTO SHIFT/30-37T Pignon	1	1	
44- 9	1421-212-0010-0	SHAFT, PTO Arbre	1	1	
44-10	V704-140-0350-0	RING, SNAP/C 35 Collet d'axe	1	1	
44-11	V600-110-6007-0	BEARING, RB/6007 Roulement radial	1	1	
44-12	V705-140-0620-0	RING, SNAP/C 62 Collet d'axe	1	1	
44-13	V744-135-6210-0	SEAL, OIL/TC356210 Bague d'étanchéité	1	1	
X44-14	1421-212-0040-0 1444-314-0090-0	GAP, PTO SHAFT Chapeau d'arbre	1	1	(A) imp no 83-20(1/3) Jan 14, '83
44-15	V200-260-6012-0	BOLT/M6×12 Vis	2	2	
44-16	V401-160-0060-0	WASHER, SP/M6 Rondelle frein	2	2	
44-17	1431-286-2000-0	LEVER, PTO SHIFT Selecteur de PDF	1	1	
X44-18	4106-105-3030-0 2101-230-0010-0	KNOB Poignée	1	1	(A) imp no 82-06(6/6)
44-19	V720-102-4021-0	O-RING/P21 Joint torique	1	1	
44-20	1421-216-2000-0	ARM, SHIFT Bras	1	1	
44-21	1415-216-0060-0	BOLT/M8×16 Vis	1	1	
44-22		WIRE/0.9×150 Fil	1	1	
44-23	1421-216-0050-0	BAR, PTO SHIFT Barre	1	1	
44-24	V500-152-5018-0	PIN, SPLIT/2.5×18 Goupille fendue	2	2	
44-25	1421-216-0010-0	SHIFTER, PTO Fourchette	1	1	
44-26	1302-225-0030-0	SPRING, SHIFTER Ressort	1	1	
44-27	V680-100-0010-0	BALL, STEEL Bille	1	1	
44-28	V500-153-0025-0	PIN, SPLIT/3×25 Goupille fendue	1	1	
44-29	1422-286-0010-0	STAY, PTO SHIFTER Appui	1	1	
44-30	V704-140-0120-0	RING, SNAP/C 12 Collet d'axe	1	1	
44-31	V720-101-9010-0	O-RING/P10 Joint torique	1	1	
44-32	1421-216-0040-0	STOPPER Bouchon	1	1	
44-33	V201-260-8016-0	BOLT/M8×16 Vis	1	1	
44-34	V401-160-0080-0	WASHER, SP/M8 Rondelle frein	1	1	
44-35	1422-286-0020-0	GUIDE, PTO SHIFT Guide de PDF	1	1	
44-36	1422-940-0060-0	MARK, PTO Étiquette	1	1	

Fig. 44

POWER TAKE OFF

Arbre de prise de force

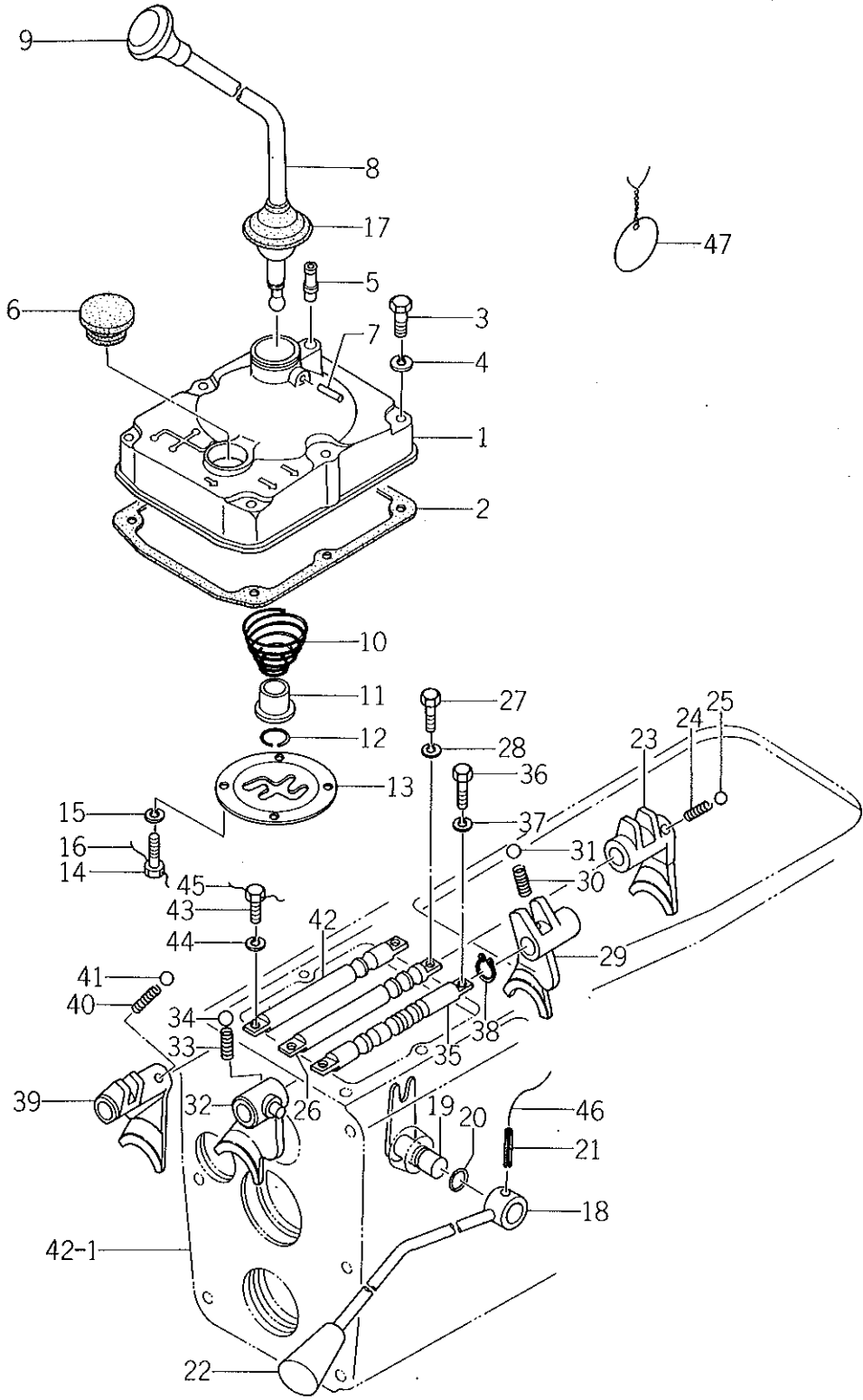


Ref No. Réf N°.	Parts No. Pièces N°.	Description Désignation	Model & Q'ty Modél & Quant		Remarks Remarques
			S	LF	
44-37	V201-260-8016-0	BOLT/M8×16 Vis	2	2	
44-38	V401-160-0080-0	WASHER, SP/M8 Rondelle frein	2	2	
44-39	1421-301-1002-0	PEDAL, DIFF-LOCK Commande de différentiel	1	1	
44-40	V720-102-4016-0	O-RING/P16 Joint torique	1	1	
44-41	1421-301-0150-0	CAM, DIFF-LOCK Game	1	1	
44-42	1407-303-0030-0	BOLT/M8×20 Vis	1	1	
44-43		WIRE/1.2×200 Fil	1	1	
44-44	1419-331-0050-0	SHIFTER, DIFF-LOCK Fourchette de crabotage	1	1	
44-45	1407-303-0040-0	SPRING, PRESS/40 Ressort	1	1	
44-46	V413-100-0180-0	WASHER/M18 Rondelle	1	1	
44-47	V500-154-0030-0	PIN, SPLIT/4×30 Goupille fendue	1	1	
44-48	1421-301-0060-0	HOLDER, SPRING Support	1	1	
44-49	1403-312-0030-0	SPRING, PARKING BRAKE Ressort	1	1	
44-50	1421-211-0021-0	GEAR, PTO DRIVE/20T Pignon	1	1	
44-51	1422-280-0040-0	GEAR, PTO COUNTER/14T Pignon etage	1	1	

Fig. 45

GEAR SHIFT

Mechanisme de changement

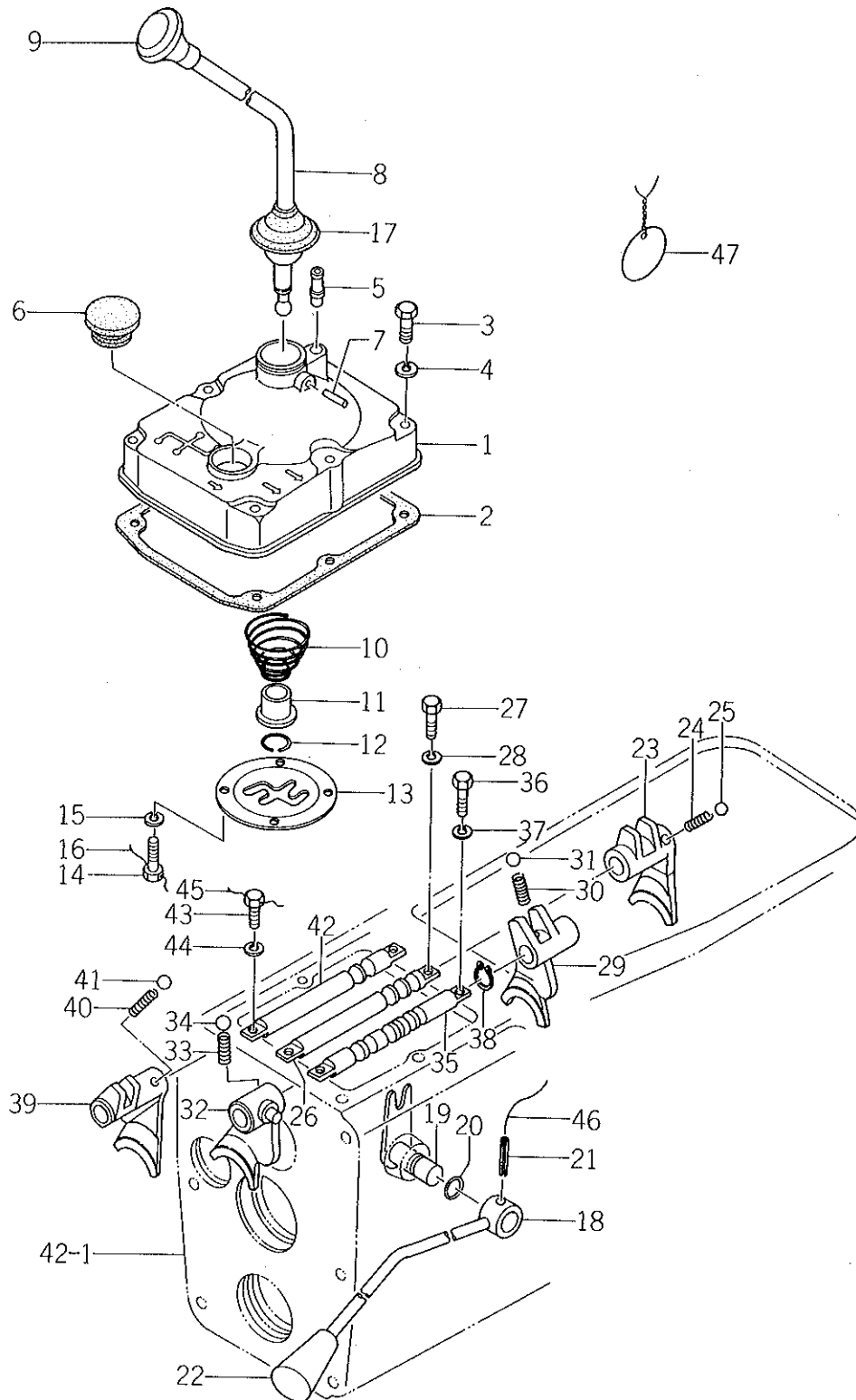


Ref No. Réf N°.	Parts No. Pièces N°.	Description Désignation	Model & Q'ty Modél & Quant		Remarks Remarques
			S	LF	
45- 1	1421-207-0010-0	COVER, SHAFT Couvercle	1	1	
45- 2	1421-207-0020-0	PACKING, COVER Joint	1	1	
45- 3	V201-260-8050-0	BOLT/M8×50 Vis	6	6	
45- 4	V401-160-0080-0	WASHER, SP/M8 Rondelle frein	6	6	
45- 5	1421-207-0030-0	NIPPLE, BREATHER/30 Mamelon	1	1	
45- 6	7956-205-0160-0	CAP, OIL/30 Bouchon	1	1	
45- 7	1421-207-0050-0	PIN, A/6×16 Goupille	1	1	
45- 8	1416-207-0032-0	LEVER, SHIFT Levier de changement	1	1	
45- 9	2132-211-0040-0	KNOB, LEVER/48 Pommeau	1	1	
45-10	1416-207-0040-0	SPRING, CONICAL/63 Ressort	1	1	
45-11	1421-207-0040-0	SEAT, SPRING Cuvette de ressort	1	1	
45-12	1407-207-0050-0	RING, SNAP Collet d'axe	1	1	
45-13	1415-208-0041-0	GUIDE, SHIFT LEVER Grille de vitesses	1	1	
45-14	1402-501-0170-0	BOLT/M6×12 Vis	4	4	
45-15	V401-160-0060-0	WASHER, SP/M6 Rondelle frein	4	4	
45-16		WIRE/0.9×350 Fil	1	1	
45-17	1403-207-0010-0	BOOT, SHIFT LEVER Cupule de rotule	1	1	
45-18	1421-208-1001-0	LEVER, SUB SHIFT Lever de transfert	1	1	
45-19	1415-209-1000-0	ARM, SUB SHIFT Doigt de subdivision	1	1	
45-20	V720-102-4012-0	O-RING/P12 Joint torique	1	1	
45-21	V580-140-6028-0	PIN, SPRING/6×28 Goupille elastique	1	1	
45-22	4106-105-3030-0	KNOB Poignee	1	1	
45-23	1421-209-0010-0	SHIFTER, LOW Fourchette	1	1	
45-24	1415-210-0020-0	SPRING, SHIFTER Ressort	1	1	
45-25	V680-100-0013-0	BALL, STEEL Bille	1	1	
45-26	1421-209-0020-0	STAY, LOW SHIFTER Appui	1	1	
45-27	1416-209-0050-0	BOLT/M8×20 9T Vis	2	2	
45-28	V401-160-0080-0	WASHER, SP/M8 Rondelle frein	2	2	
45-29	1421-209-0030-0	SHIFTER, THIRD Fourchette	1	1	
45-30	1415-210-0020-0	SPRING, SHIFTER Ressort	1	1	
45-31	V680-100-0013-0	BALL, STEEL Bille	1	1	
45-32	1421-209-0040-0	SHIFTER, SUB Fourchette	1	1	
45-33	1415-210-0020-0	SPRING, SHIFTER Ressort	1	1	
45-34	V680-100-0013-0	BALL, STEEL Bille	1	1	
45-35	1421-209-0050-0	STAY, THIRD SHIFTER Appui	1	1	
45-36	1416-209-0050-0	BOLT/M8×20 9T Vis	2	2	
45-37	V401-160-0080-0	WASHER, SP/M8 Rondelle frein	2	2	
45-38	V704-140-0150-0	RING, SNAP/C 15 Collet d'axe	1	1	

Fig. 45

GEAR SHIFT

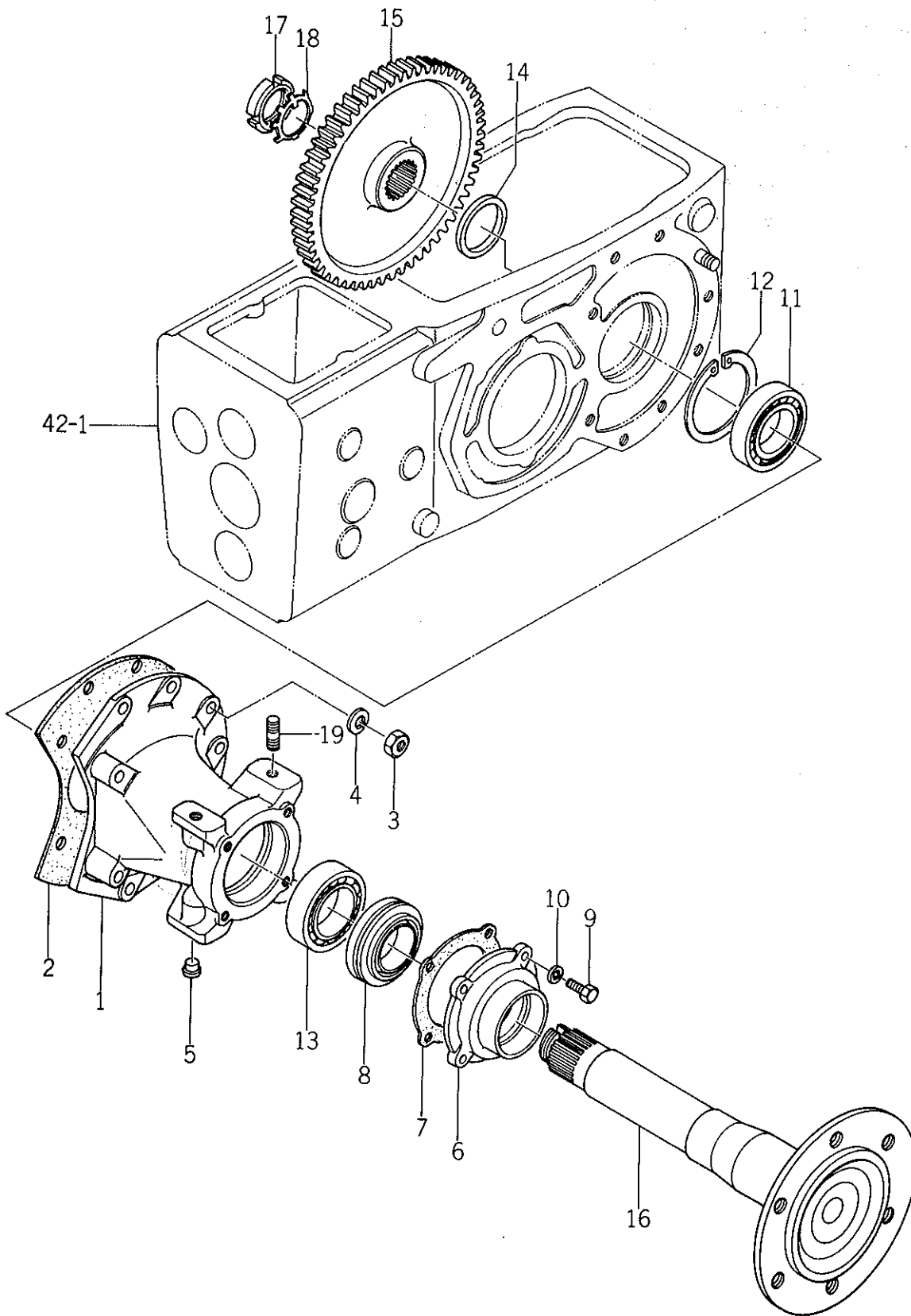
Mechanisme de changement



Ref No. Réf N°.	Parts No. Pièces N°.	Description Désignation	Model & Q'ty Modél & Quant		Remarks Remarques
			S	G, F	
45-39	1421-209-0060-0	SHIFTER, BACK Fourchette	1	1	
45-40	1415-210-0020-0	SPRING, SHIFTER Ressort	1	1	
45-41	V680-100-0013-0	BALL, STEEL Bille	1	1	
45-42	1421-209-0070-0	STAY, BACK SHIFTER Appui	1	1	
45-43	1416-209-0050-0	BOLT/M8×20 9T Vis	2	2	
45-44	V401-160-0080-0	WASHER, SP/M8 Rondelle frein	2	2	
45-45		WIRE/0.9×400 Fil	2	2	
45-46		WIRE/0.9×90 Fil	1	1	
45-47	1427-932-0020-0	TAG, CAUTION Étiquette	1	1	

Fig. 46

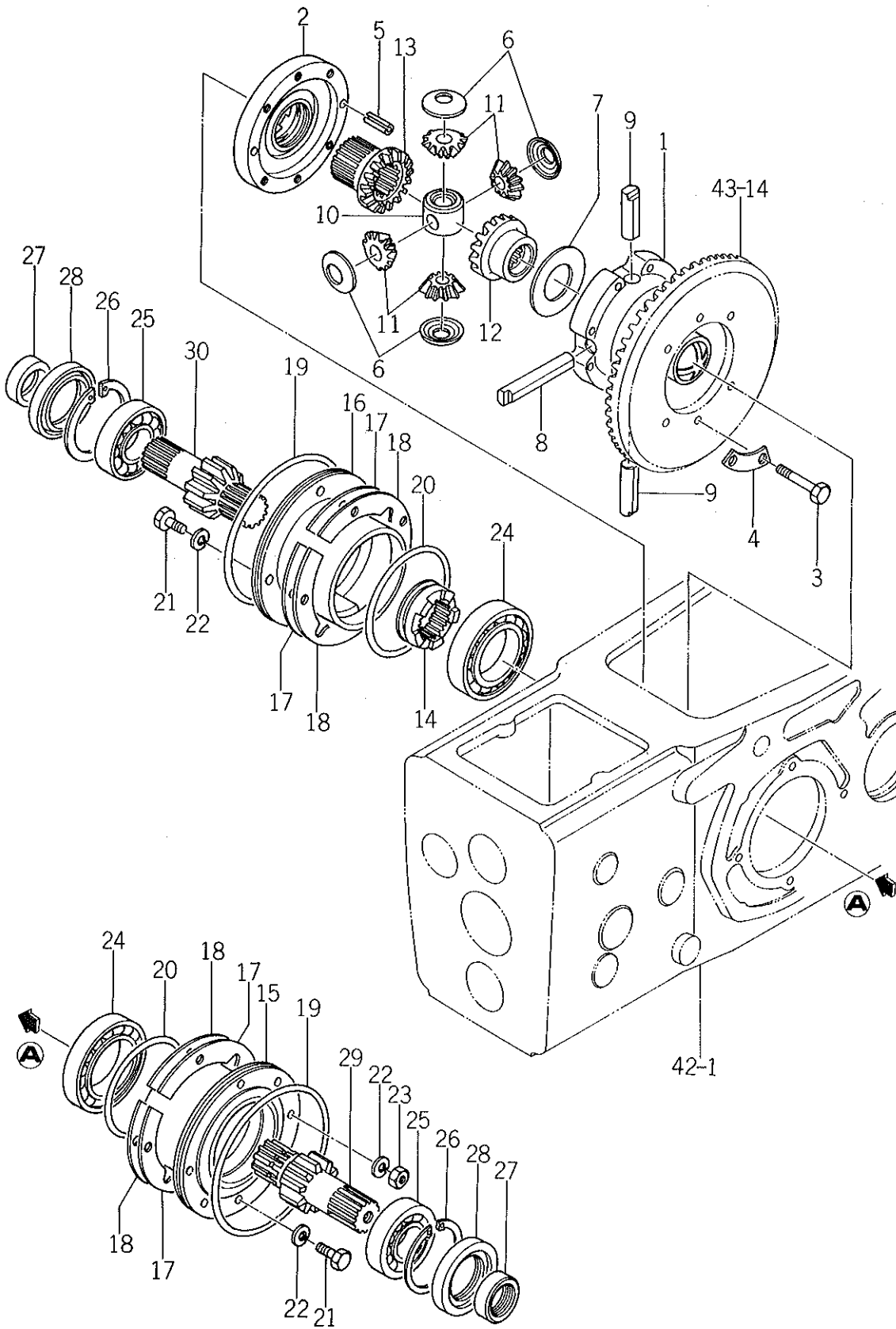
REAR AXLE HOUSING
Carter de pont arriere



Ref No. Réf N°.	Parts No. Pièces N°.	Description Désignation	Model & Q'ty Modél & Quant		Remarks Remarques
			S	LF	
46- 1	1414-306-0010-0	HOUSING, R.AXLE Carter de reducteur	2	2	
46- 2	1414-306-0020-0	PACKING, HOUSING Joint	2	2	
46- 3	V300-260-0120-0	NUT/M12 Erou	18	18	
46- 4	V401-160-0120-0	WASHER, SP/M12 Rondelle frein	18	18	
46- 5	1427-201-0160-0	CAP, BLANK/M12 Fausset	4	4	
46- 6	1414-306-0030-0	METAL, AXLE SEAL Pallier	2	2	
46- 7	1414-306-0040-0	PACKING, SEAL METAL Joint	2	2	
46- 8	1412-307-0040-0	SEAL/AQ2894E Bague d'étanchéité	2	2	
46- 9	V201-260-8020-0	BOLT/M8 x 20 Vis	8	8	
46-10	V401-160-0080-0	WASHER, SP/M8 Rondelle frein	8	8	
46-11	V600-110-6209-0	BEARING, RB/6209 Roulement radial	2	2	
46-12	1414-201-0140-0	RING, SNAP/H 85 Collet d'axe	2	2	
46-13	V600-110-6210-0	BEARING, RB/6210 Roulement radial	2	2	
46-14	1404-307-0020-0	COLLAR, WHEEL SHAFT Collier	2	2	
46-15	1422-308-0010-0	GEAR, WHEEL/57T Roue d'entrée	2	2	
46-16	1430-307-0010-0	SHAFT, WHEEL Fusse	2	2	Interchangeable
46-16-1	1430-307-0020-0	SHAFT, WHEEL Fusse	2	2	
46-17	V670-200-0080-0	NUT, ADAPTER/AN08 Erou	2	2	
46-18	V671-400-0080-0	WASHER, ADAPTER/AW08 Rondelle	2	2	
46-19	V251-261-2032-0	STUD/M12 x 32 Goujon	4	4	

Fig. 47

DIFFERENTIAL GEAR
Commande blocage du différentiel

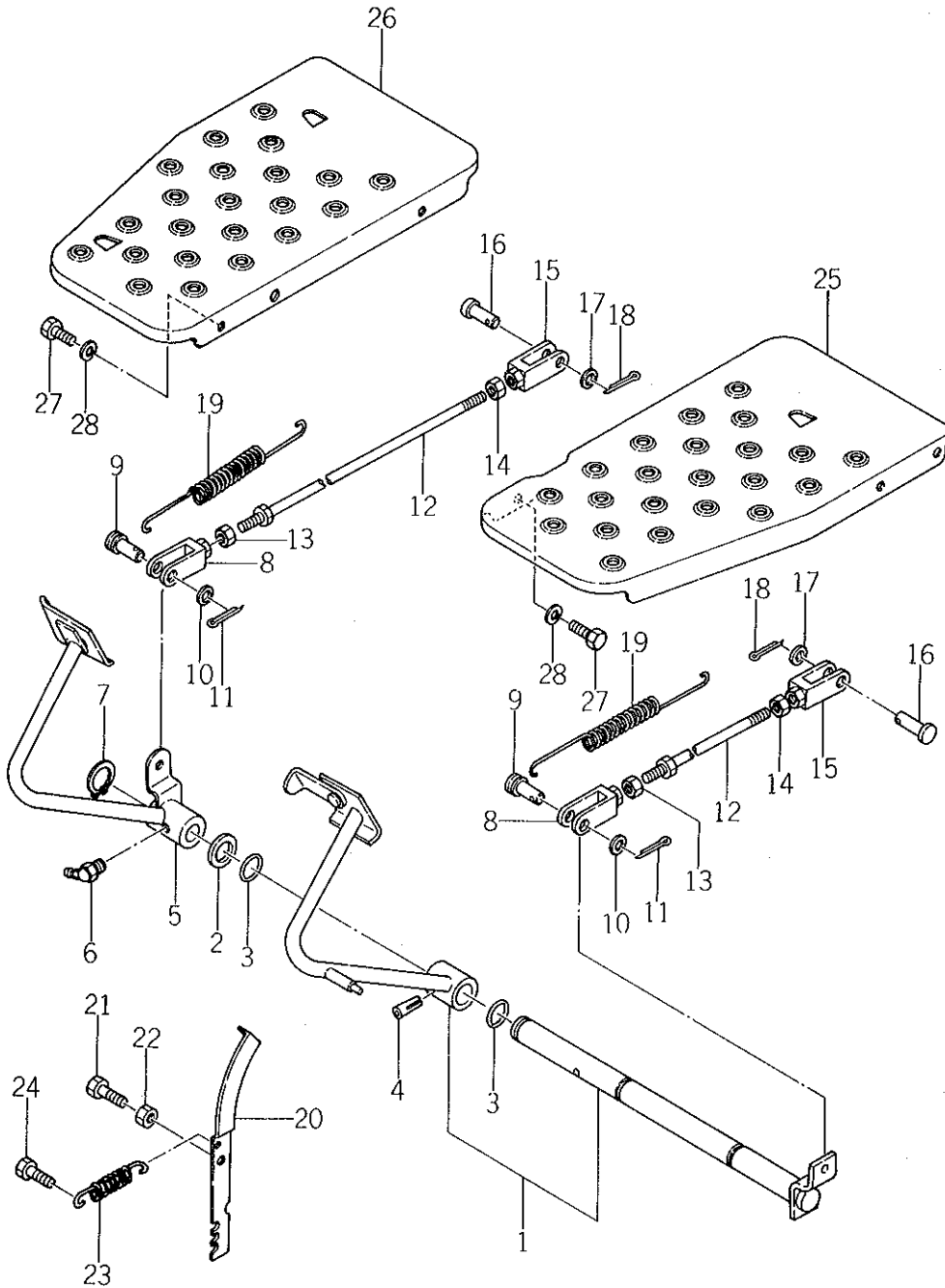


Ref No. Réf N°.	Parts No. Pièces N°.	Description Désignation	Model & Q'ty Modél & Quant		Remarks Remarques
			S	LF	
47- 1	1421-301-0070-0	CASE, DIFF LH Boîtier de différentiel G.	1	1	
47- 2	1421-301-0080-0	CASE, DIFF RH Boîtier de différentiel D.	1	1	
*47- 3 Q	1421-301-0090-0 1421-301-0090-0	BOLT, DIFF/M8 Vis	6	6	(Imp. no. 83. 20 (2/3) Jan 11, '83 : 75 2220 400 #940-
47- 4	1414-331-0050-0	WASHER, LOCK Rondelle frein	4	4	
47- 5	V580-140-8028-0	PIN, SPRING/W 8x28 Goupille élastique	2	2	
47- 6	1427-301-0050-0	COLLAR, PINION THRUST Collier	4	4	
47- 7	1421-301-0120-0	COLLAR, THRUST/43x58x1 Collier	1	1	
47- 8	1421-301-0130-0	SHAFT, DIFF-PINION A Axe des satellites A.	1	1	
47- 9	1421-301-0140-0	SHAFT, DIFF-PINION B Axe des satellites B.	2	2	
47-10	1425-431-0210-0	HOLDER, SHAFT Nolz de différentiel	1	1	
47-11	1425-431-0150-0	PINION, DIFF/11T Satellite	4	4	
47-12	1421-301-0110-0	GEAR, BEVEL LH/20T Pignon	1	1	
47-13	1419-331-0022-0	GEAR, BEVEL RH/20T Pignon	1	1	
47-14	1419-331-0041-0	CLUTCH, DIFF-LOCK Crabot directionnel	1	1	
47-15	1430-201-0070-0	METAL, DIFF-CASE LH Pallier G.	1	1	
47-16	1430-201-0080-0	METAL, DIFF-CASE RH Pallier D.	1	1	
47-17	1414-201-0090-0	SHIM, A/0.2 Cale, A.	8	8	
47-18	1414-201-0100-0	SHIM, B/0.1 Cale, B.	4	4	
47-19	1414-201-0120-0	O-RING/147 Joint torique	2	2	
47-20	V721-103-1100-0	O-RING/G100 Joint torique	2	2	
47-21	V201-260-8025-0	BOLT/M8x25 Vis	6	6	
47-22	V401-160-0080-0	WASHER, SP/M8 Rondelle frein	8	8	
47-23	V303-260-0080-0	NUT/M8 Erou	2	2	
47-24	V600-110-6011-0	BEARING, RB/6011 Roulement radial	2	2	
47-25	V600-110-6306-0	BEARING, RB/6306 Roulement radial	2	2	
47-26	V705-140-0720-0	RING, SNAP/C 72 Collet d'axe	2	2	
47-27	1414-301-0070-0	BUSH, SEAL Cousinnet	2	2	
47-28	1414-301-0080-0	SEAL, OIL/TC457212 Bague d'étanchéité	2	2	
47-29	1422-302-0010-0	PINION, WHEEL LH/10T Pignon de roue G.	1	1	
47-30	1422-302-0020-0	PINION, WHEEL RH/10T Pignon de roue D.	1	1	

Fig. 48

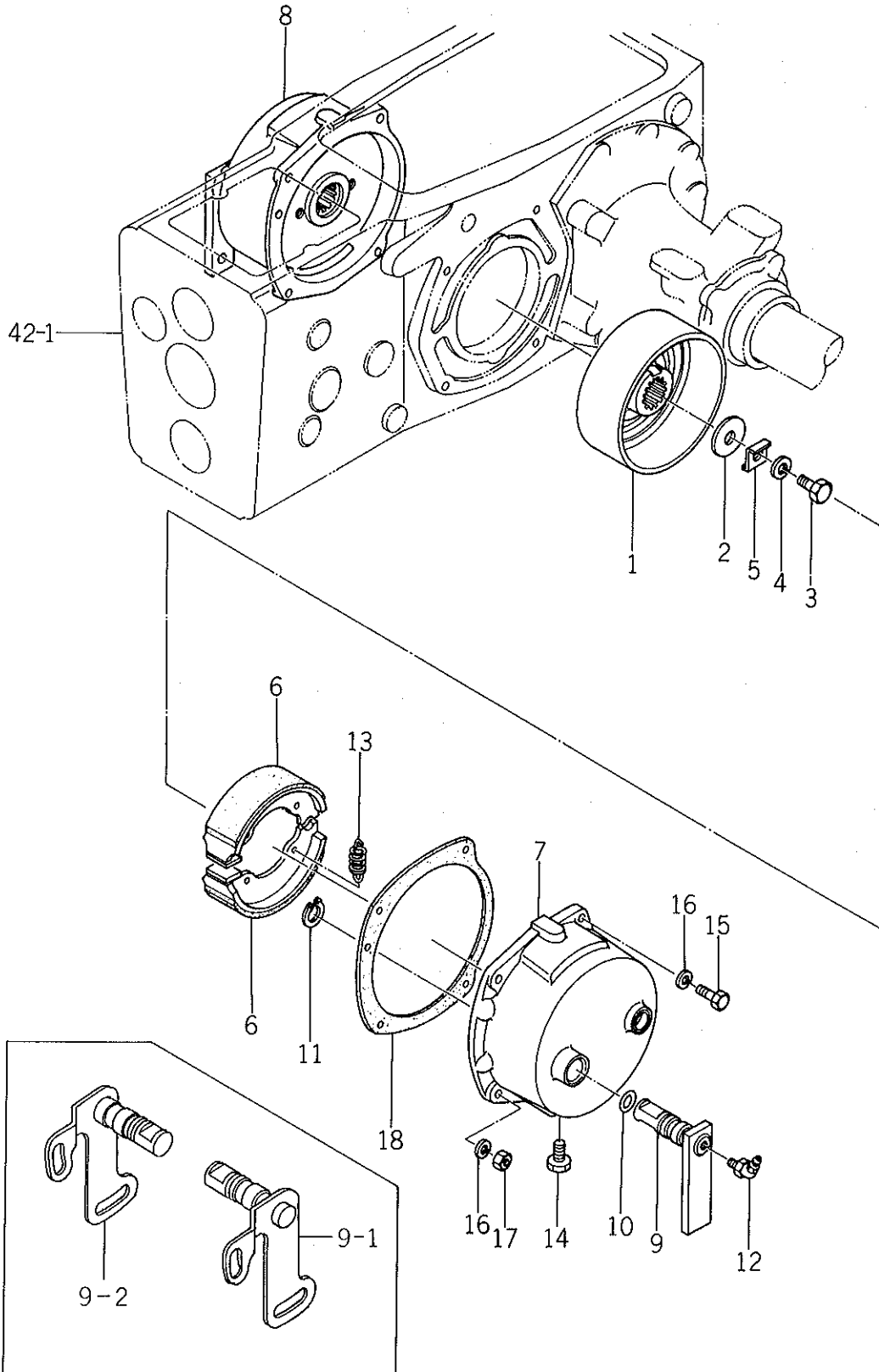
STEP AND BRAKE SYSTEM

Pedales de freins



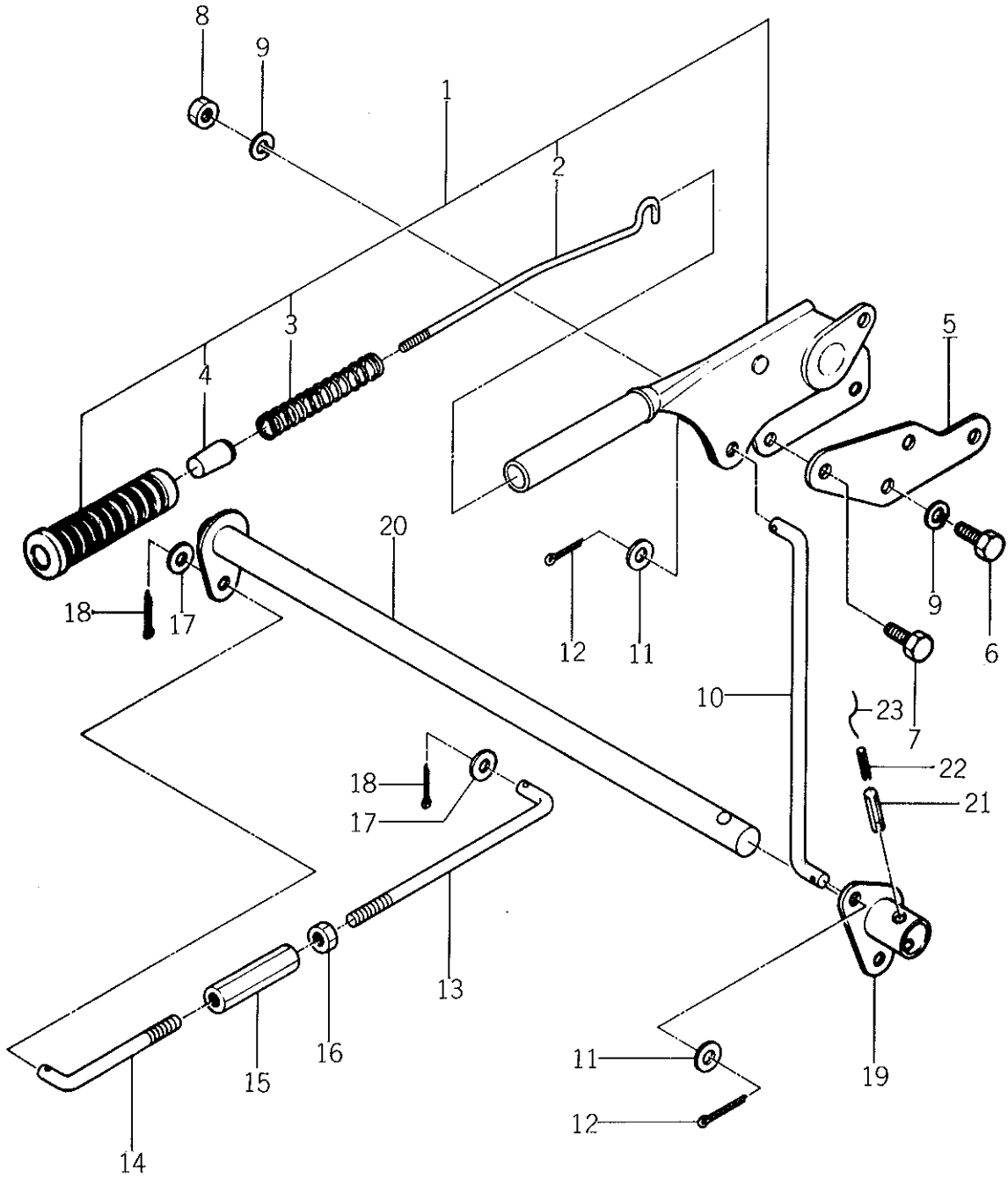
Ref No. Réf N°.	Parts No. Pièces N°.	Description Désignation	Model & Q'ty Modél & Quant		Remarks Remarques
			S	LF	
48- 1	1421-031-2000-0	PEDAL, BRAKE SET Pedales de freins G.	1	1	
48- 2	1421-312-0020-0	WASHER/26×35×1 Rondelle	AR	AR	
48- 3	V720-103-5025-0	O-RING/P25 Joint torique	2	2	
48- 4	V511-160-8050-0	PIN, TAPER/8×50 Goupille	1	1	
48- 5	1415-312-3000-0	PEDAL, BRAKE RH Pedales de freins D.	1	1	
48- 6	V763-400-0000-0	NIPPLE, GREASE Graisseur	1	1	
48- 7	V704-140-0250-0	RING, SNAP/35 Collet d'axe	1	1	
48- 8	1415-312-6000-0	YOKE, RH Chape D.	2	2	
48- 9	1404-312-0050-0	PIN, YOKE B Axe de chape	2	2	
48-10	V413-160-0080-0	WASHER/M8 Rondelle	2	2	
48-11	V500-152-0018-0	PIN, SPLIT/2×18 Goupille fendue	2	2	
48-12	1421-312-3000-0	ROD, BRAKE Biellette	2	2	
48-13	V302-260-0080-0	NUT/M8 Erou	2	2	
48-14	1401-122-0050-0	NUT, LH THREAD/M8 Erou	2	2	
48-15	1415-312-5000-0	YOKE, LH Chape G.	2	2	
48-16	1404-312-0060-0	PIN, YOKE A Axe de chape	2	2	
48-17	V413-160-0080-0	WASHER/M8 Rondelle	2	2	
48-18	V500-152-0018-0	PIN, SPLIT/2×18 Goupille fendue	2	2	
48-19	1403-312-0030-0	SPRING, PARKING BRAKE Ressort	2	2	
X 48-20	1421-312-0011-0	STOPPER Crochet de parcage	1	1	} mouse for E21, 22, 23 imp no. 82.06 (6/6)
X 48-21	V201-260-8020-0	BOLT/M8×20 Vis	1	1	
X 48-22	V300-260-0080-0	NUT/M8 Erou	1	1	
X 48-23	1414-312-0020-0	SPRING, TENSION/53 Ressort	1	1	
X 48-24	V201-260-8016-0	BOLT/M8×16 Vis	1	1	
48-25	1422-671-2001-0	STEP, LH Marchepied G.	1	1	
48-26	1422-671-2100-0	STEP, RH Marchepied D.	1	1	
48-27	V201-260-8020-0	BOLT/M8×16 Vis	4	4	
48-28	V401-160-0080-0	WASHER, SP/M8 Rondelle frein	4	4	

Fig. 49 BRAKE
Frein



Ref No. Réf N°.	Parts No. Pièces N°.	Description Désignation	Model & Q'ty Modél & Quant		Remarks Remarques
			S	LF	
49- 1	1430-310-0010-0	DRUM, BRAKE Tambour	2	2	
49- 2	1419-310-0020-0	WASHER, DRUM Rondelle	2	2	
49- 3	V201-461-2030-0	BOLT/M12×30 Vis	2	2	
49- 4	V401-160-0120-0	WASHER, SP/M12 Rondelle frein	2	2	
49- 5	1419-310-0030-0	WASHER, LOCK Rondelle frein	2	2	
49- 6	1430-310-2000-0	SHOE, BRAKE Machoire	4	4	} Interchangeable
49- 6-1	1430-310-2100-0	SHOE, BRAKE Machoire	4	4	
49- 7	1430-310-2201-0	COVER, BRAKE LH Couvercle G.	1	1	
49- 7-1	1422-355-2000-0	COVER, BRAKE RH Couvercle D.	1	1	FOR E20 ONLY
49- 8	1430-310-2301-0	COVER, BRAKE RH Couvercle D.	1	1	
49- 9	1430-310-2400-0	PIN, BRAKE CAM Game G.	2	2	
49- 9-1	1422-355-2100-0	PIN, BRAKE CAM LH Couvercle G.	1	1	for E21, 22, 23
49- 9-2	1422-355-2200-0	PIN, BRAKE CAM RH Couvercle D.	1	1	
49-10	V720-102-4016-0	O-RING/P16 Joint torique	2	2	
49-11	V704-140-0200-0	RING, SNAP/20 Collet d'axe	2	2	
49-12	V764-400-0000-0	NIPPLE, GREASE Graisseur	2	2	
49-13	1414-310-0030-0	SPRING, TENSION/46 Ressort	4	4	
49-14	1326-706-0020-0	PLUG, DRAIN Bouchon	2	2	
49-15	V201-460-8025-0	BOLT/M8×25 Vis	4	4	
49-16	V401-160-0080-0	WASHER, SP/M8 Rondelle frein	8	8	
49-17	V303-460-0080-0	NUT/M8 Erou	4	4	
49-18	1430-310-0020-0	PACKING, BRAKE COVER Joint	2	2	

Fig. 49A PARKING BRAKE SYSTEM
Joint frein

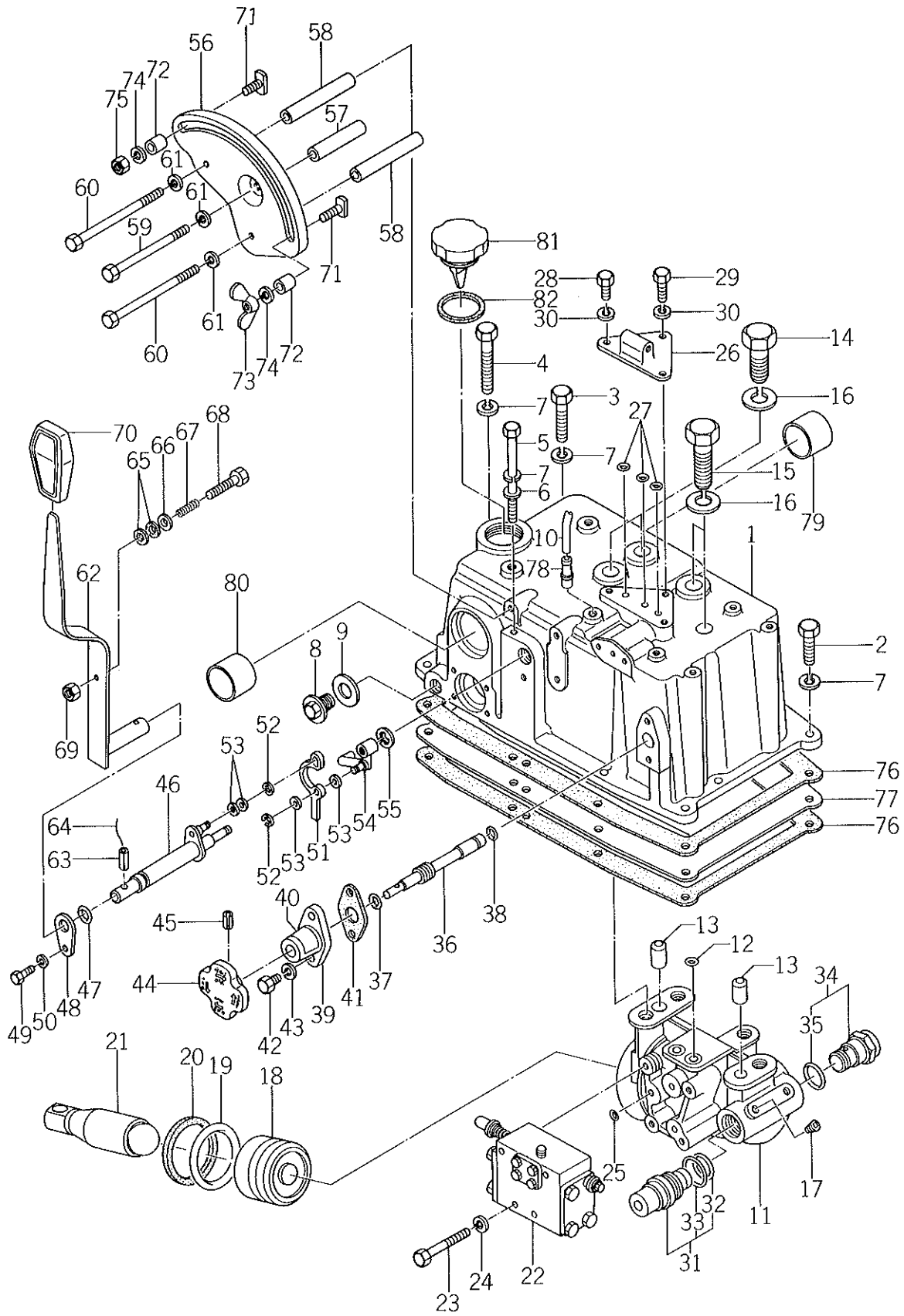


Ref No. Réf N°.	Parts No. Pièces N°.	Description Désignation	Model & Q'ty Modél & Quant		Remarks Remarques
			S	LF	
49A- 1	1422-355-2300-0	LEVER, PARKING ASSY Verrou de parcage	1	1	
49A- 2	1427-313-2040-0	• ROD Tringle	1	1	
49A- 3	1427-313-2050-0	• SPRING Ressort	1	1	
49A- 4	1427-313-2060-0	• BUTTON Bouton	1	1	
49A- 5	1422-355-0010-0	PLATE, LEVER SET Plaque	1	1	
49A- 6	V201-260-8016-0	BOLT/M8×16 Vis	2	2	
49A- 7	V201-260-8020-0	BOLT/M8×20 Vis	2	2	
49A- 8	V300-260-0080-0	NUT/M8 Ecrou	2	2	
49A- 9	V401-160-0080-0	WASHER, SP/M8 Rondelle frein	4	4	
49A-10	1422-355-0020-0	ROD, PARKING Tringle	1	1	
49A-11	V413-160-0080-0	WASHER/M8 Rondelle	2	2	
49A-12	V500-153-0018-0	PIN, SPLIT/3×18 Goupille fendue	2	2	
49A-13	1422-355-0030-0	ROD, PARKING RH Tringle	2	2	
49A-14	1427-313-0030-0	ROD, PARKING LH Tringle	2	2	
49A-15	1421-122-0030-0	TURNBUCKLE Tendeur	2	2	
49A-16	V302-260-0080-0	NUT/M8 Ecrou	2	2	
49A-17	V413-160-0080-0	WASHER/M8 Rondelle	4	4	
49A-18	V500-153-0018-0	PIN, SPLIT/3×18 Goupille fendue	4	4	
49A-19	1422-355-2500-0	ARM, PARKING Bras	1	1	
49A-20	1422-355-2600-0	SHAFT, PARKING Arbre	1	1	
49A-21	V580-140-8028-0	PIN, SPRING/W8×28 Goupille élastique	1	1	
49A-22	V580-140-5028-0	PIN, SPRING/W5×28 Goupille élastique	1	1	
49A-23		WIRE/1.2×100 Fil	1	1	

Fig. 50

HYDRAULIC SYSTEM

Mechanisme de relevage hydraulique

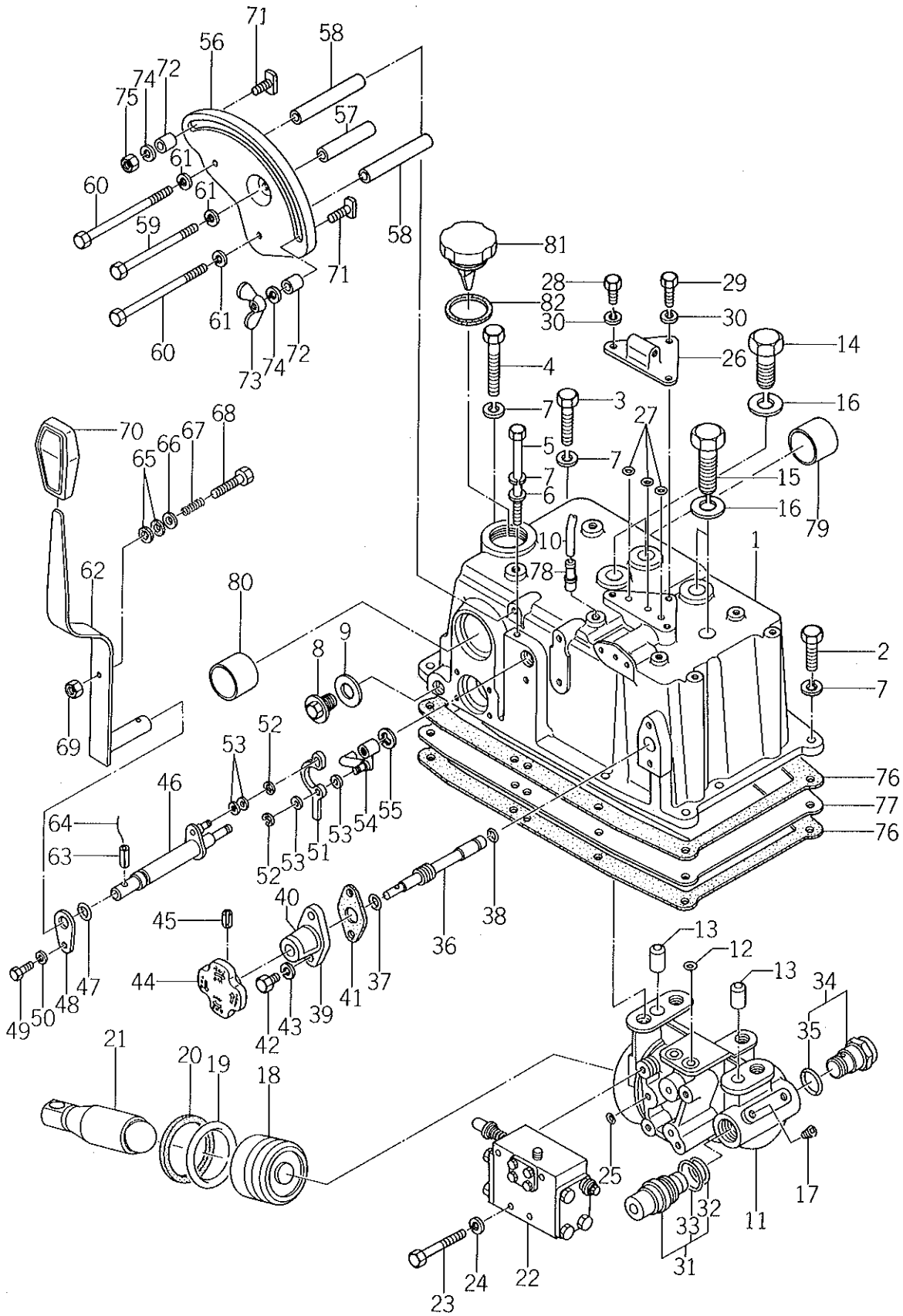


Ref No. Réf No.	Parts No. Pièces No.	Description Désignation	Model & Q'ty Modél & Quant		Remarks Remarques
			S	LF	
50- 1	1421-505-2001-0	CASE, CYL Cylindre	1	1	
50- 2	V201-461-0035-0	BOLT/M10×35 9T Vis	7	7	
50- 3	V201-461-0045-0	BOLT/M10×45 9T Vis	1	1	
50- 4	V201-461-0070-0	BOLT/M10×70 9T Vis	1	1	
50- 5	V201-461-0137-0	BOLT/M10×137 9T Vis	1	1	
50- 6	V413-160-0100-0	WASHER/M10 Rondelle	1	1	
50- 7	V401-160-0100-0	WASHER, SP/M10 Rondelle frein	10	10	
50- 8	1427-201-0070-0	PLUG, DRAIN Bouchon	1	1	
50- 9	1427-201-0080-0	WASHER, SEAL/16 Joint de bouchon	1	1	
50-10	1421-501-0060-0	PIPE, BREATHER Conduit	1	1	
50-11	1421-507-0011-0	CYLINDER Cylindre	1	1	
50-12	V720-112-4014-0	O-RING/P14 Joint torique	2	2	
50-13	V520-101-4020-0	PIN, A/14×20 Goupille	2	2	
50-14	V201-461-4038-0	STUD/M14×38 9T Goujon	2	2	
50-15	V201-461-4055-0	BOLT/M14×55 Vis	2	2	
50-16	V401-160-0140-0	WASHER, SP/M14 Rondelle frein	4	4	
50-17	V780-100-0002-0	PLUG Bouchon	1	1	
50-18	1421-507-0021-0	PISTON Piston	1	1	
50-19	V720-105-7055-0	O-RING/P55 Joint torique	1	1	
50-20	1416-501-0110-0	RING, BUCK-UP Rondelle de recul	1	1	
50-21	1421-507-0030-0	ROD Tige	1	1	
50-22	1421-507-2000-0	VALVE, CONTROL ASSY Soupape de controle	1	1	
50-23	V201-260-8060-0	BOLT/M8×60 Vis	4	4	
50-24	V401-160-0080-0	WASHER, SP/M8 Rondelle frein	4	4	
50-25	V720-112-4012-0	O-RING/P12 Joint torique	3	3	
50-26	1416-505-0030-0	COVER, SUB CONTROL Couvercle	1	1	
50-27	V720-112-4014-0	O-RING/P14 Joint torique	3	3	
50-28	V201-260-8020-0	BOLT/M8×20 Vis	2	2	
50-29	V201-260-8025-0	BOLT/M8×25 Vis	1	1	
50-30	V401-160-0080-0	WASHER, SP/M8 Rondelle frein	3	3	
50-31	1421-507-2100-0	VALVE, CHECK ASSY Soupape d'arrêt	1	1	
50-32	V720-112-4016-0	• O-RING/P16 Joint torique	1	1	
50-33	V720-112-4022-0	• O-RING/P22 Joint torique	1	1	
50-34	1421-507-2200-0	VALVE, SAFETY ASSY Soupape	1	1	
50-35	V720-112-4016-0	• O-RING/P16 Joint torique	1	1	
50-36	1421-507-0041-0	SCREW, ADJ Vis	1	1	
50-37	V720-102-4010-0	O-RING/P10 Joint torique	1	1	
50-38	V720-111-9007-0	O-RING/P7 Joint torique	1	1	

Fig. 50

HYDRAULIC SYSTEM

Mechanisme de relevage hydraulique

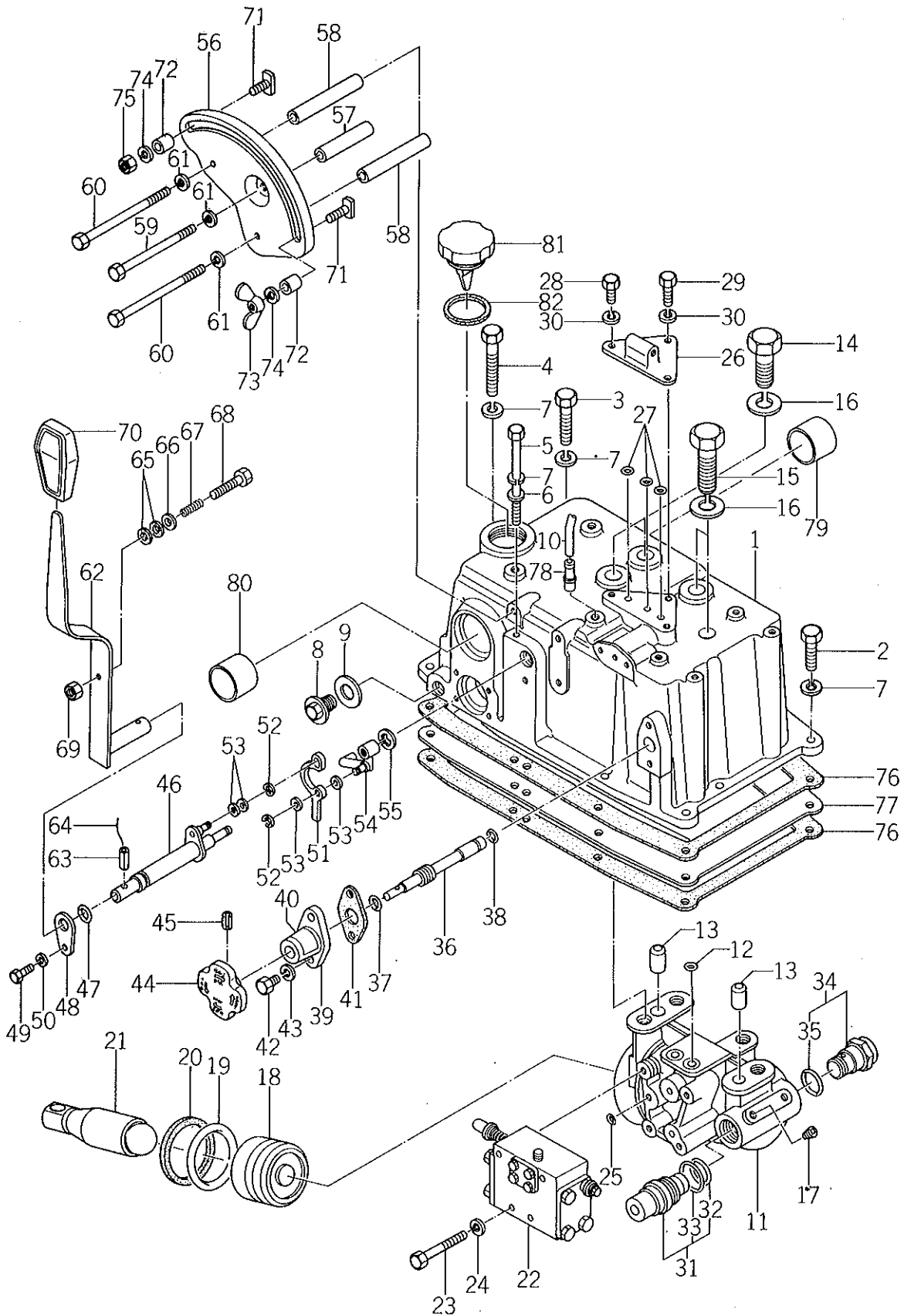


Ref No. Réf N°.	Parts No. Pièces N°.	Description Désignation	Model & Q'ty Modél & Quant		Remarks Remarques
			S	LF	
50-39	1421-507-0052-0	METAL, SCREW	1	1	
50-40	1431-940-0080-0	MARK, LOCK A Etiquette	1	1	
50-41	1421-507-0060-0	PACKING, SCREW METAL Joint	1	1	
50-42	V201-260-8020-0	BOLT/M8×20 Vis	2	2	
50-43	V401-160-0080-0	WASHER, SP/M8 Rondelle frein	2	2	
50-44	1421-507-0180-0	HANDLE, ADJ Poignée	1	1	
50-45	V580-140-3016-0	PIN, SPRING/W 3×16 Goupille élastique	1	1	
50-46	1421-507-2400-0	SHAFT, CONTROL Arbte	1	1	
50-47	V720-112-4012-0	O-RING/P12 Joint torique	1	1	
50-48	1421-507-0070-0	STOPPER	1	1	
50-49	V201-260-8016-0	BOLT/M8×16 Vis	1	1	
50-50	V401-160-0080-0	WASHER, SP/M8 Rondelle	1	1	
50-51	1421-507-0080-0	ARM, PUSH Bras	1	1	
50-52	V710-140-0040-0	RING, SNAP/E 4 Collet d'axe	2	2	
50-53	V413-160-0060-0	WASHER/M6 Rondelle	4	4	
50-54	1421-507-2500-0	ARM, FEED BACK Bras	1	1	
50-55	V710-140-0060-0	RING, SNAP/E 6 Collet d'axe	1	1	
50-56	1421-507-0090-0	GUIDE, LEVER Secteur de guidage	1	1	
50-57	1421-507-0110-0	COLLAR/9×14×77 Collier	1	1	
50-58	1421-507-0120-0	COLLAR/9×14×87 Collier	2	2	
50-59	V201-260-8092-0	BOLT/M8×92 Vis	1	1	
50-60	V201-260-8100-0	BOLT/M8×100 Vis	2	2	
50-61	V401-160-0080-0	WASHER, SP/M8 Rondelle frein	3	3	
50-62	1421-507-2601-0	LEVER, CONTROL Levier	1	1	
50-63	V580-140-5018-0	PIN, SPRING/W 5×18 Goupille élastique	1	1	
50-64		WIRE/0.9×90 Fil	1	1	
50-65	1421-507-0130-0	LINING Rondelle	2	2	
50-66	1421-507-0140-0	WASHER/6×24×2 Rondelle	1	1	
50-67	1421-507-0150-0	SPRING, PRESS/26 Ressort	1	1	
50-68	V200-260-6040-0	BOLT/M6×40 Vis	1	1	
50-69	V302-260-0060-0	NUT/M6 Erou	1	1	
50-70	1432-242-0040-0	GRIP, B Poignée	1	1	
50-71	1421-507-0160-0	BOLT, LEVER SET Vis	2	2	
50-72	1421-507-0170-0	COLLAR/9×14×8 Collier	2	2	
50-73	V370-160-0080-0	NUT, WING/M8 Erou papillon	1	1	
50-74	V401-160-0080-0	WASHER, SP/M8 Rondelle frein	2	2	
50-75	V300-260-0080-0	NUT/M8 Erou	1	1	
50-76	1414-501-0030-0	PACKING, OIL PAN Joint	2	2	

Fig. 50

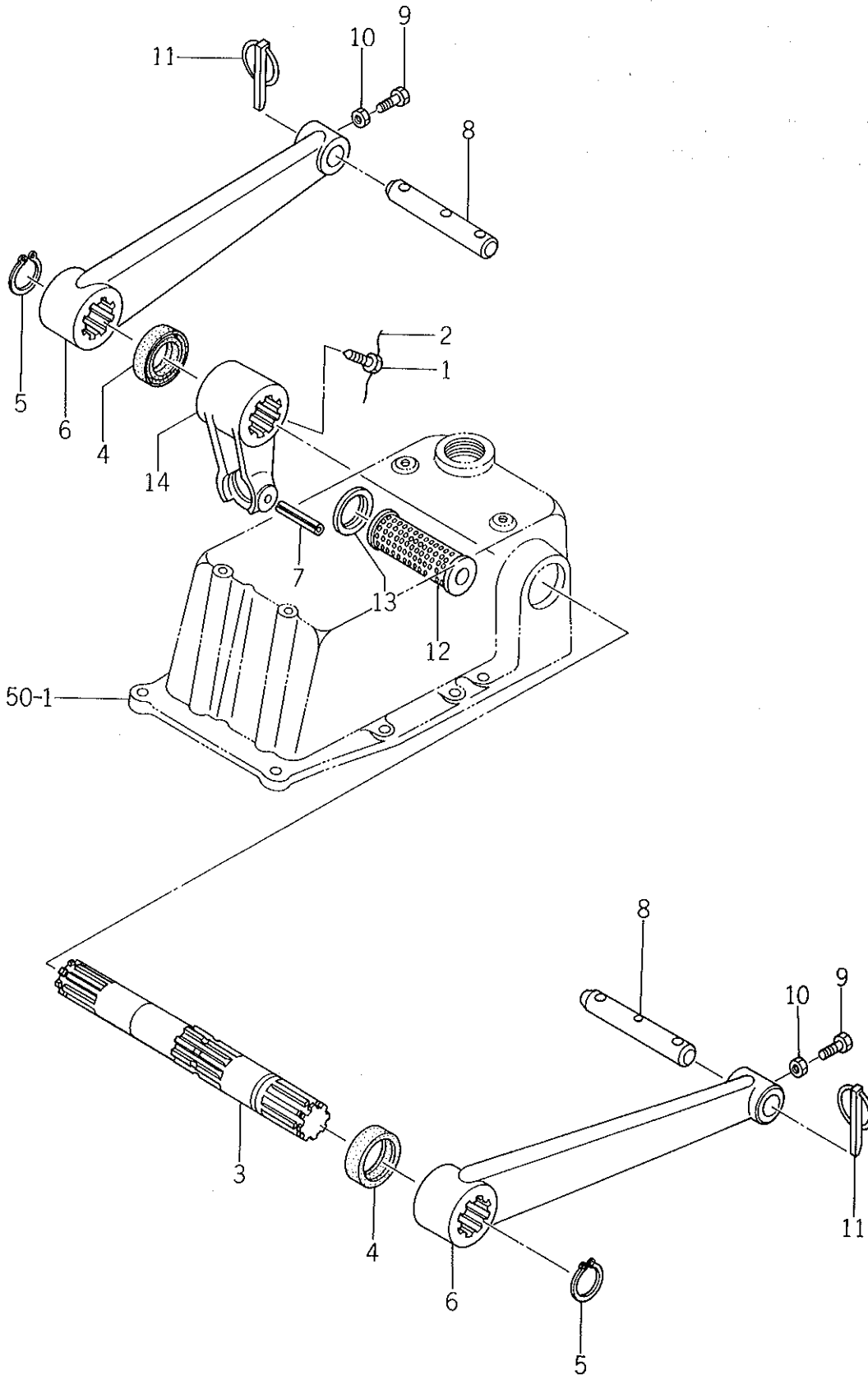
HYDRAULIC SYSTEM

Mechanisme de relevage hydraulique



Ref No. Réf N°.	Parts No. Pièces N°.	Description Désignation	Model & Q'ty Modél & Quant		Remarks Remarques
			S	LF	
50-77	1421-501-0030-0	PAN, OIL Carter d'huile	1	1	
50-78	1421-207-0030-0	NIPPLE, BREATHER/30 Mamelon	1	1	
50-79	1414-501-0090-0	BUSH/40×45×37 Cousinet	1	1	
50-80	1414-501-0100-0	BUSH/35×40×35 Cousinet	1	1	
50-81	1414-501-0080-0	CAP, OIL Bouchon	1	1	
50-82	1404-201-0180-0	PACKING, OIL CAP Joint	1	1	

Fig. 51 HYDRAULIC LIFT ARM
Relevage bras

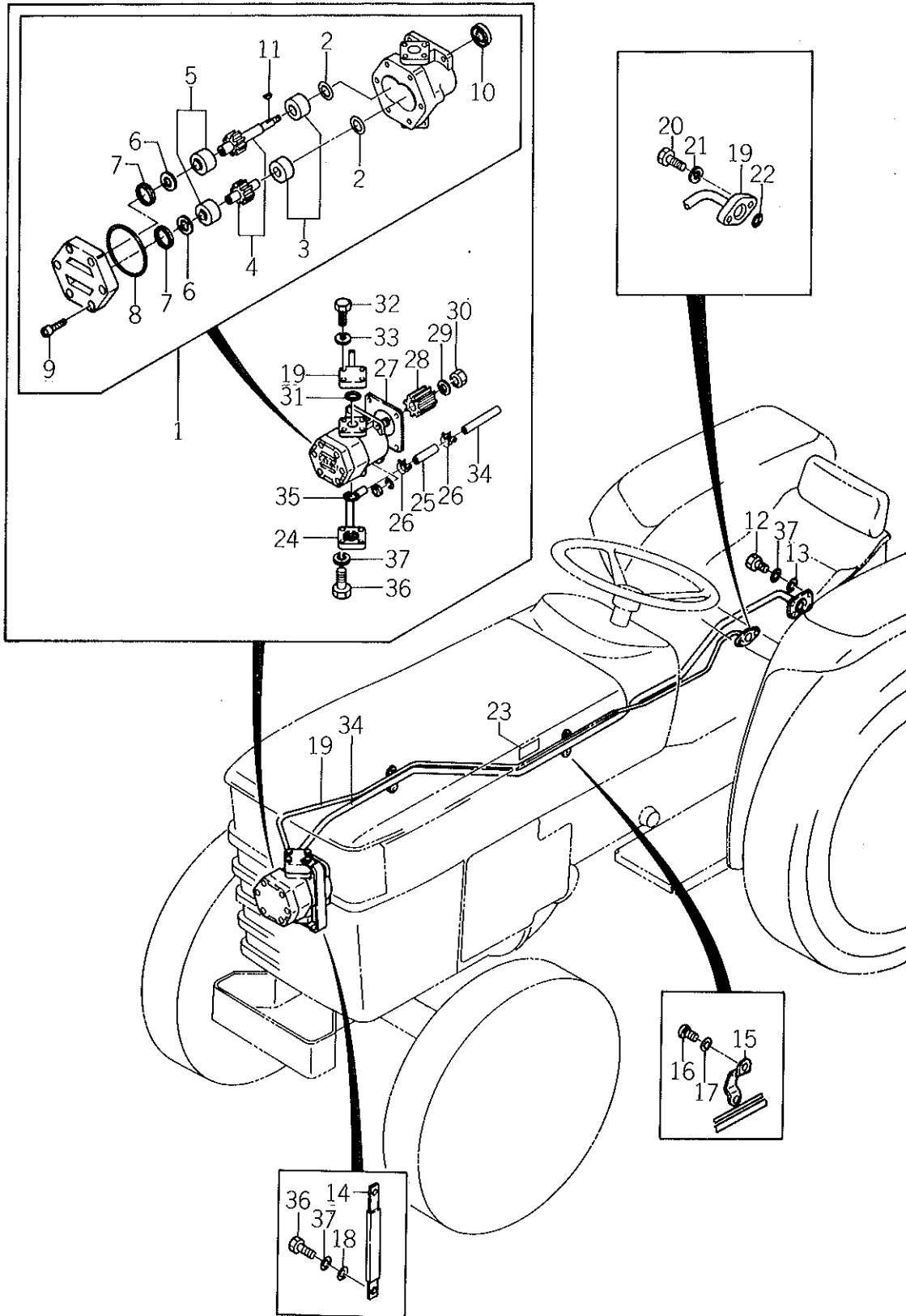


Ref No. Réf N°.	Parts No. Pièces N°.	Description Désignation	Model & Q'ty Modél & Quant		Remarks Remarques
			S	LF	
51- 1	1403-209-0060-0	BOLT/M8×20 Vis	1	1	
51- 2		WIRE /1.2×250 Fil	1	1	
51- 3	1421-506-0010-0	SHAFT, LIFT Arbre de relevage	1	1	
51- 4	V744-135-4808-0	SEAL, OIL/TC3548 Bague d'étanchéité	2	2	
51- 5	V704-140-0350-0	RING, SNAP/C35 Collet d'axe	2	2	
51- 6	1419-502-0020-0	ARM, LIFT Bras de relevage	2	2	
51- 7	V580-140-8050-0	PIN, SPRING/W 8×5 Goupille élastique	1	1	
51- 8	1414-502-0080-0	PIN, LIFT ARM Goupille	2	2	
51- 9	1404-502-0130-0	BOLT/M8×25 S=25 Vis	2	2	
51-10	V302-260-0080-0	NUT/M8 Ecou	2	2	
51-11	1421-502-0020-0	PIN, LINK Goupille	2	2	
51-12	1414-503-0050-0	FILTER, SUCTION Crepine aspirante	1	1	
51-13	1414-503-0060-0	SEAL, FILTER Rondelle	1	1	
51-14	1421-506-2000-0	CRANK, LIFT Chape	1	1	

Fig. 52

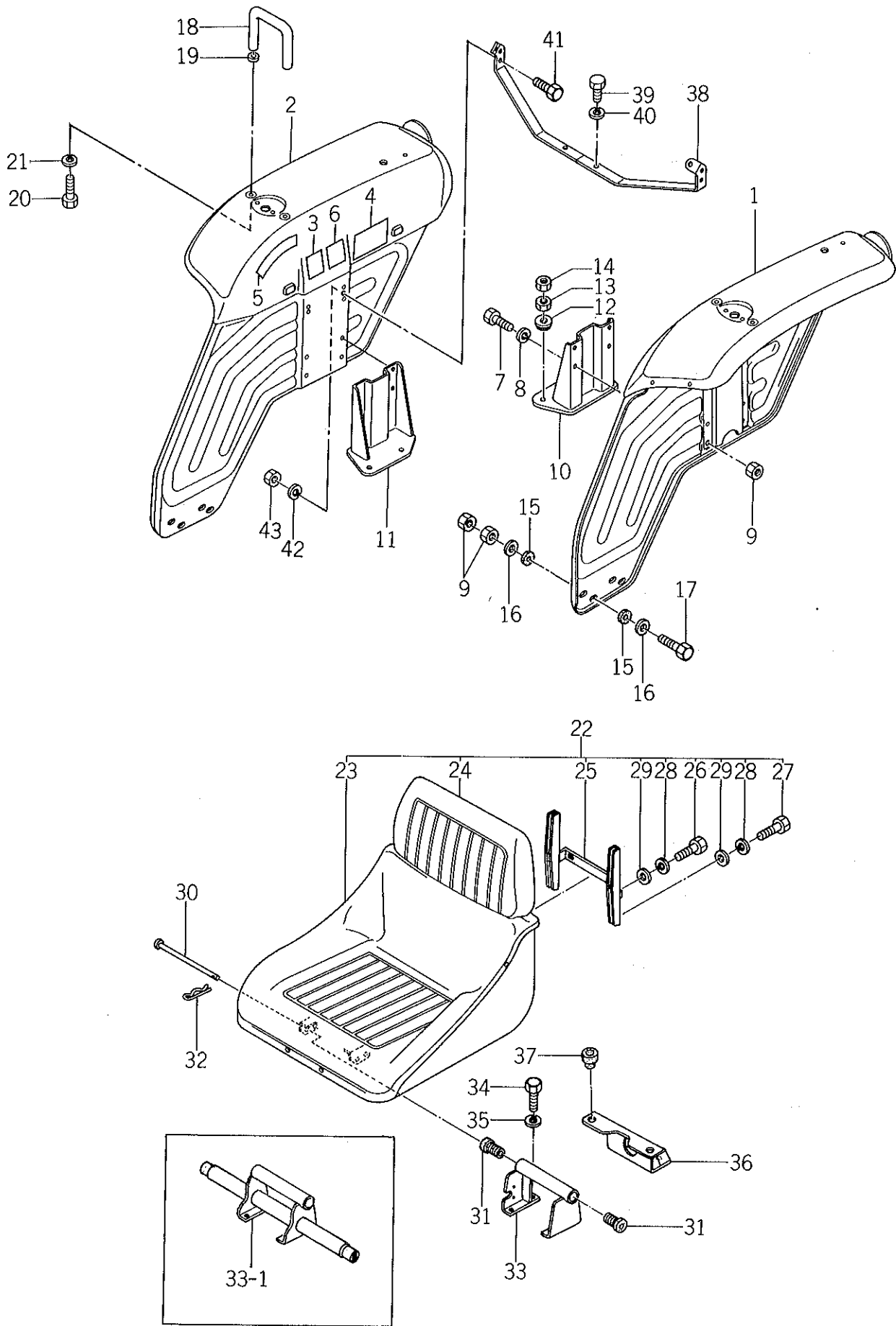
HYDRAULIC PIPING

Hydraulique tuyautage



Ref No. Réf N°.	Parts No. Pièces N°.	Description Désignation	Model & Q'ty Modél & Quant		Remarks Remarques
			S	LF	
52- 1	1421-503-0040-0	PUMP, GEAR UNIT Pompe hydraulique	1	1	
52- 2	1421-503-4320-0	• O-RING Joint torique	2	2	
52- 3	1421-503-4330-0	• BUSH, A SET Coussinet	1	1	
52- 4	1421-503-4340-0	• GEAR SET Pignon	1	1	
52- 5	1421-503-4350-0	• BUSH, C SET Coussinet	1	1	
52- 6	1421-503-4360-0	• RING, SUPPORT Joint	2	2	
52- 7	1421-503-4370-0	• RING, SEALING Joint	2	2	
52- 8	1421-503-4380-0	• O-RING Joint torique	1	1	
52- 9	1421-503-4410-0	• BOLT Vis	6	6	
52-10	1421-503-4420-0	• SEAL, OIL Bagu d'étanchéité	1	1	
52-11	1421-503-4430-0	• KEY, WOODPUFF Clavette	1	1	
52-12	V200-260-6016-0	BOLT/M6×16 Vis	4	4	
52-13	V413-160-0060-0	WASHER/M6 Rondelle	4	4	
52-14	1421-503-3000-0	BAND, HOSE Attache	1	1	
52-15	1416-506-0040-0	CLAMP, PIPE B Attache A.	1	1	
52-16	V111-168-0016-0	SCREW/M8×16 Vis	2	2	
52-17	V401-160-0080-0	WASHER, SP/M8 Rondelle frein	2	2	
52-18	V413-160-0060-0	WASHER/M6 Rondelle	1	1	
52-19	1421-508-2000-0	PIPE, DEL Tubulure	1	1	
52-20	V201-260-8025-0	BOLT/M8×25 Vis	2	2	
52-21	V401-160-0080-0	WASHER, SP/M8 Rondelle frein	2	2	
52-22	V720-112-4014-0	O-RING/P14 Joint torique	1	1	
52-23	1427-943-0041-0	MARK, F. SHIFT Étiquette		1	
52-24	1421-503-4200-0	PIPE, SUCTION B Tubulure d'aspiration	1	1	
52-25	1421-503-0050-0	HOSE/RUBBER 14×20×100 Durit	1	1	
52-26	1421-503-0060-0	CLIP/21 Attache	2	2	
52-27	1404-503-0060-0	PACKING, OIL PUMP Joint	1	1	
52-28	1404-503-0080-0	BOSS, SPLINE/25 Moyeu	1	1	
52-29	1404-503-0090-0	WASHER, GEAR PUMP Rondelle	1	1	
52-30	V303-260-0080-0	NUT/M8 Erou	1	1	
52-31	V720-112-4020-0	O-RING/P20 Joint torique	1	1	
52-32	V200-260-6030-0	BOLT/M6×30 Vis	4	4	
52-33	V401-160-0060-0	WASHER, SP/M6 Rondelle frein	4	4	
52-34	1421-503-4100-0	PIPE, SUCTION Tubulure d'aspiration	1	1	
52-35	V720-112-4020-0	O-RING/P20 Joint torique	1	1	
52-36	V200-260-6030-0	BOLT/M6×30 Vis	4	4	
52-37	V401-160-0060-0	WASHER, SP/M6 Rondelle frein	8	8	

Fig. 53 FENDER AND SEAT
Aile et siege

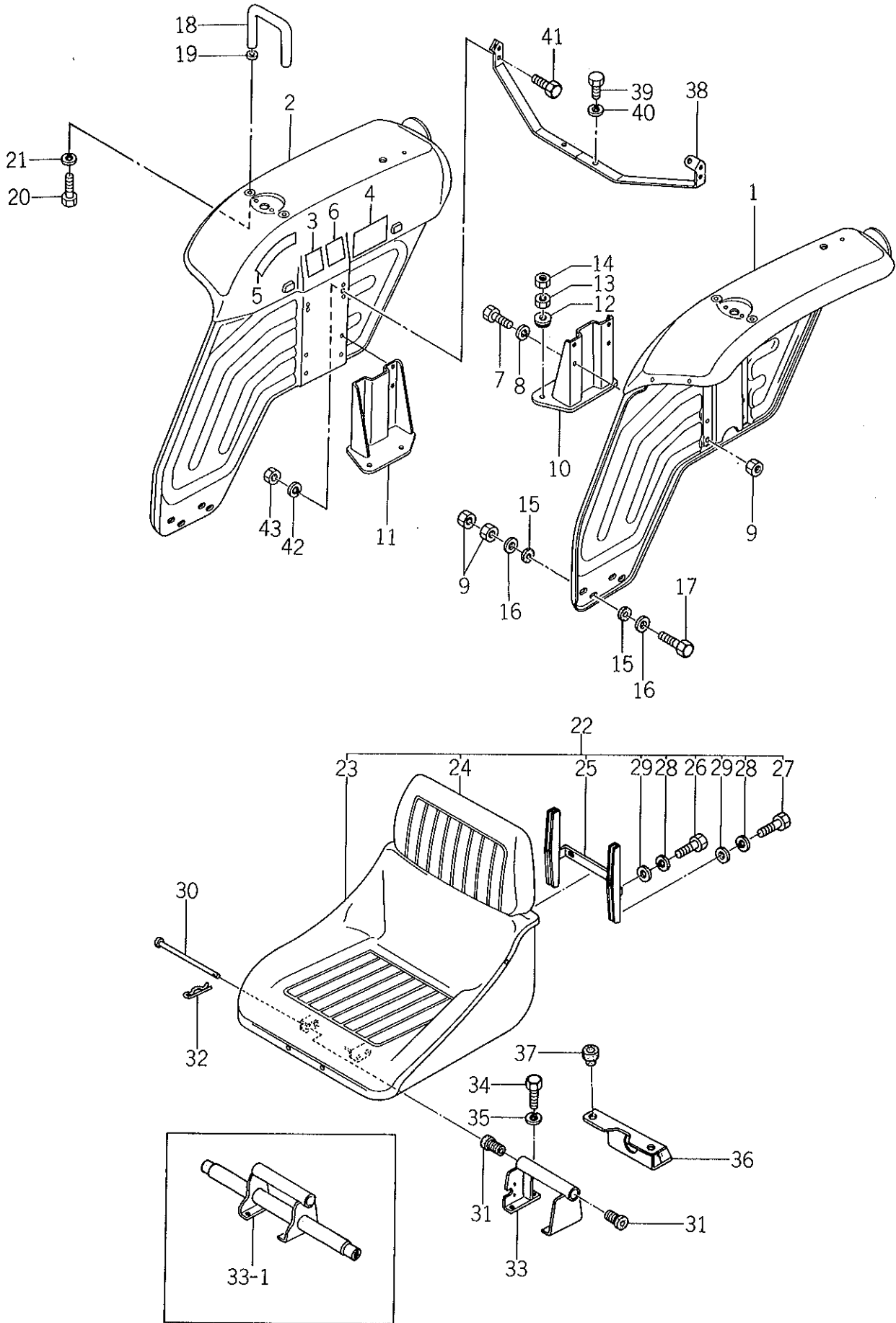


Ref No. Réf N°.	Parts No. Pièces N°.	Description Désignation	Model & Q'ty Modél & Quant		Remarks Remarques
			S	LF	
53- 1	1438-665-2000-1	FENDER LH Gardeboue G.	1	1	
53- 2	1438-665-2100-1	FENDER RH Gardeboue D.	1	1	
53- 3	1427-937-0090-0	MARK, DIFF-LOCK Etiquette	1	1	
53- 4	1427-937-0030-0	MARK, DRIVE CAUTION Etiquette	1	1	
53- 5	1422-938-0050-0	MARK, POSITION Etiquette	1	1	
53- 6	1422-938-0030-0	MARK, HYD CAUTION Etiquette	1	1	
53- 7	V201-260-8020-0	BOLT/M8×20 Vis	8	8	
53- 8	V401-160-0080-0	WASHER, SP/M8 Rondelle frein	12	12	
53- 9	V300-260-0080-0	NUT/M8 Erou	16	16	
53-10	1422-665-2000-0	BASE, FENDER Support	1	1	
53-11	1422-665-2100-0	BASE, FENDER Support	1	1	
53-12	1421-606-0030-0	CUSHION, BASE Cale	4	4	
53-13	V300-260-0120-0	NUT/M12 Erou	4	4	
53-14	V302-260-0120-0	NUT/M12 Erou	4	4	
53-15	1423-616-0040-0	CUSHION/RUBBER Cale	8	8	
53-16	V413-160-0080-0	WASHER/M8 Rondelle	8	8	
53-17	V201-260-8030-0	BOLT/M8×30 Vis	4	4	
53-18	1421-606-0020-0	CATCHER, HAND Main courante	2	2	
53-19	3560-201-0150-0	WASHER Rondelle	4	4	
53-20	V201-260-8020-0	BOLT/M8×20 Vis	4	4	
53-21	V401-160-0080-0	WASHER, SP/M8 Rondelle frein	4	4	
53-22	1421-600-0510-0	SEAT ASSY Siege complet	1	1	
53-23	1421-611-0010-0	• SEAT A Siege A.	1	1	
53-24	1421-611-0020-0	• SEAT B Siege B.	1	1	
53-25	1421-611-0030-0	• PLATE A Dossier A.	1	1	
53-26	V201-260-6020-0	• BOLT/M6×20 Vis	2	2	
53-27	V201-260-6030-0	• BOLT/M6×30 Vis	2	2	
53-28	V401-160-0060-0	• WASHER, SP/M6 Rondelle frein	4	4	
53-29	V413-160-0060-0	• WASHER/M6 Rondelle	4	4	
53-30	3737-154-0020-0	PIN, SEAT SET Gond de siege	1	1	
53-31	1421-611-0040-0	CUSHION/RUBBER Cale	2	2	
53-32	1305-241-0010-0	PIN, HAIR Attache beta	1	1	
53-33	1421-612-2000-0	BRACKET, SEAT A Berceau de siege A.	1	1	for E40
53-33-1	1422-667-2000-0	BRACKET, SEAT A Berceau de siege A.	1	1	for E20
53-34	V201-260-8016-0	BOLT/M8×16 Vis	4	4	
53-35	V401-116-0080-0	WASHER, SP/M8 Rondelle frein	4	4	
53-36	1421-612-2100-0	BRACKET, SEAT B Berceau de siege B.	1	1	
53-37	1414-632-0050-0	CUSHION/RUBBER A Cale A.	2	2	

Fig. 53

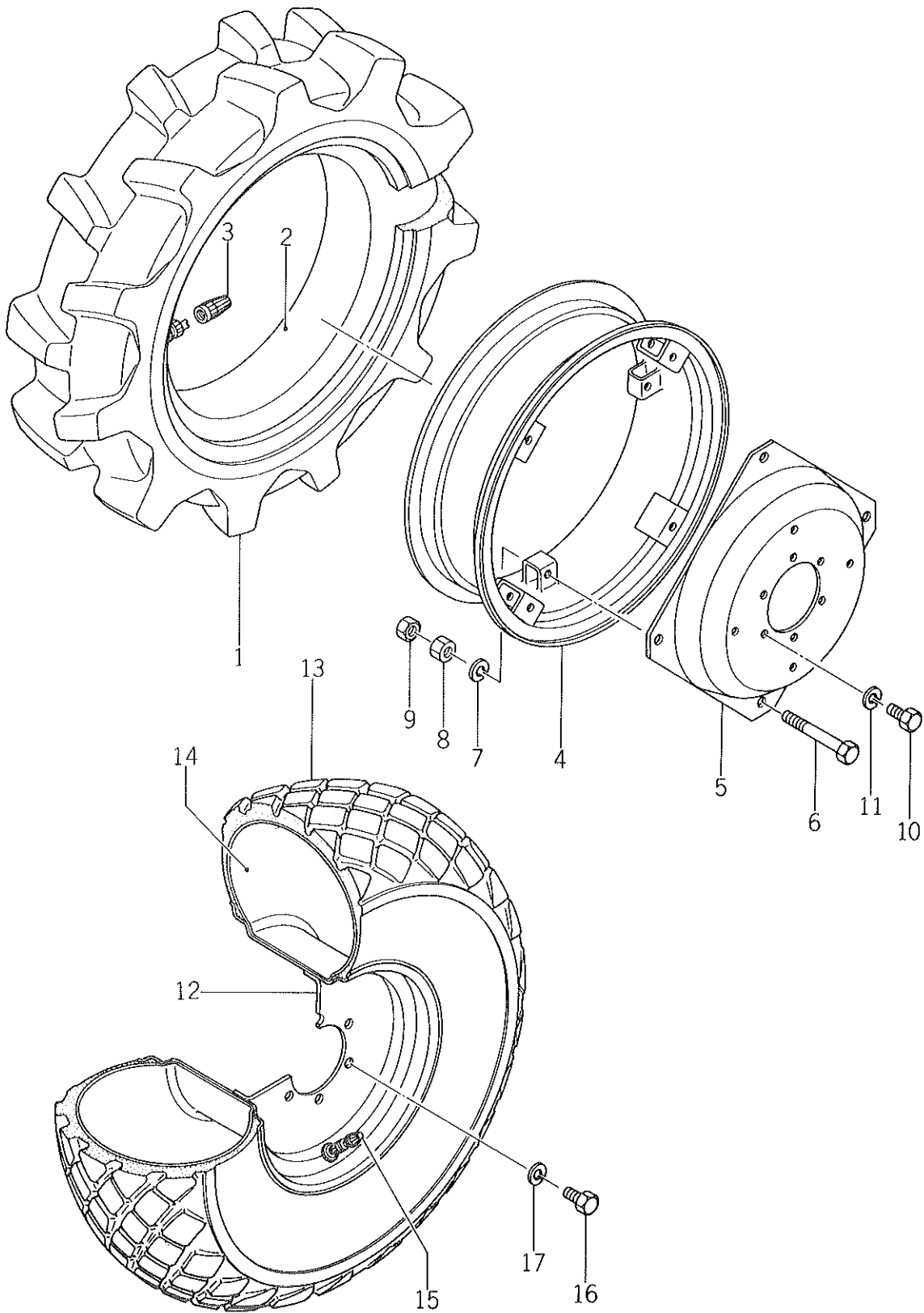
FENDER AND SEAT

Aile et siege



Ref No. Réf N°.	Parts No. Pièces N°.	Description Désignation	Model & Q'ty Modél & Quant		Remarks Remarques
			S	LF	
53-38	1422-665-2200-0	STAY, FENDER Support	1	1	
53-39	V201-261-0020-0	BOLT/M10×20 Vis	2	2	
53-40	V401-160-0100-0	WASHER, SP/M10 Rondelle frein	2	2	
53-41	V201-260-8020-0	BOLT/M8×16 Vis	2	2	
53-42	V401-160-0080-0	WASHER, SP/M8 Rondelle frein	4	4	
53-43	V300-260-0080-0	NUT/M8 Erou	4	4	

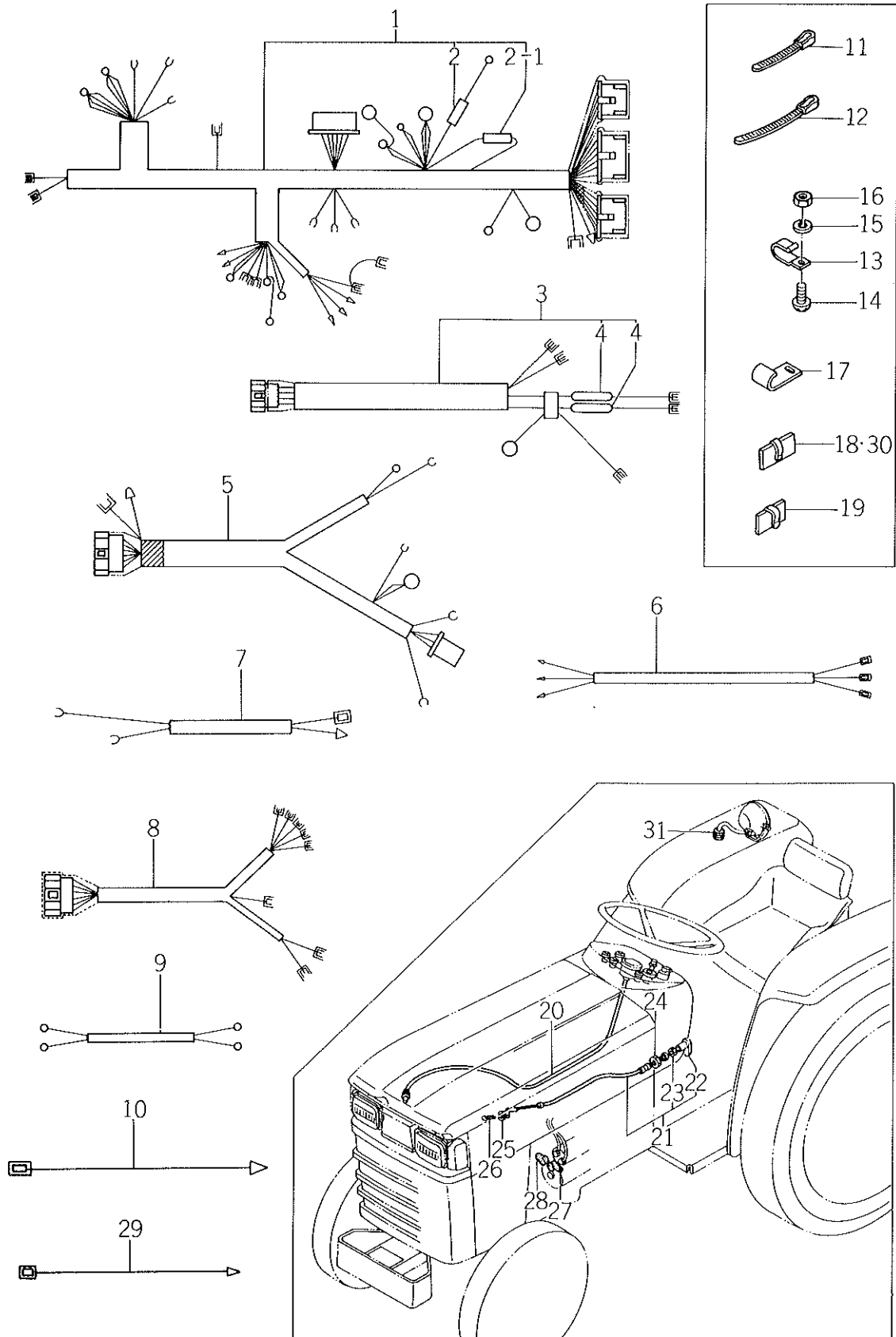
Fig. 54 REAR WHEEL
Jante arriere



Ref No. Réf N°	Parts No. Pièces N°	Description Désignation	Model & Q'ty Modél & Quant		Remarks Remarques
			S	LF	
54- 0-1	1422-361-2100-0	•TIRE, LH ASSY Pneu G. ensemble	1	1	
54- 0-2	1422-361-2200-0	•TIRE, RH ASSY Pneu D. ensemble	1	1	
54- 1	1422-361-2110-0	••TIRE/8.3 8-24 4PR Pneu	2	2	
54- 2	V889-000-8324-0	••TUBE/8.3 8-24 Pneu	2	2	
54- 3	V999-300-0001-0	••CAP, TIRE VALVE Bouchon de valve	2	2	
54- 4	1416-317-1000-2	••RIM, WHEEL/W7-24 Jante	2	2	
54- 5	1404-317-0050-2	••DISK, R. WHEEL Roue a disque	2	2	for E21, 41
54- 6	V201-461-6085-0	••BOLT/M16×85 9T Vis	8	8	
54- 7	V401-160-0160-0	••WASHER, SP/M16 Rondelle frein	8	8	
54- 8	V300-460-0160-0	••NUT/M16 7T Ecrou	8	8	
54- 9	V302-460-0160-0	••NUT/M16 7T Ecrou	8	8	
54-10	V201-461-6030-0	BOLT/M16×30 Vis	12	12	
54-11	V401-160-0160-0	WASHER, SP/M16 Rondelle frein	12	12	
54- 0-3	1422-362-2100-0	•TIRE, TURF LH ASSY Pneu gazon G. ensemble	1	1	
54- 0-4	1422-362-2200-0	•TIRE, TURF RH ASSY Pneu gazon D. ensemble	1	1	
54-12	1422-362-2110-1	••RIM, WHEEL/W11-16 Jante	2	2	
54-13	1422-362-2120-0	••TIRE, TURF /13.6-14 Pneu gazon	2	2	
54-14	1422-362-2130-0	••TUBE/13.6-16 Chambre	2	2	for E23, 42
54-15	V999-300-0010-0	••CAP, TIRE VALVE Bouchon de valve	2	2	
54-16	V201-461-6030-0	BOLT/M16×30 Vis	12	12	
54-17	V401-160-0160-0	WASHER, SP/M16 Rondelle frein	12	12	

Fig. 55

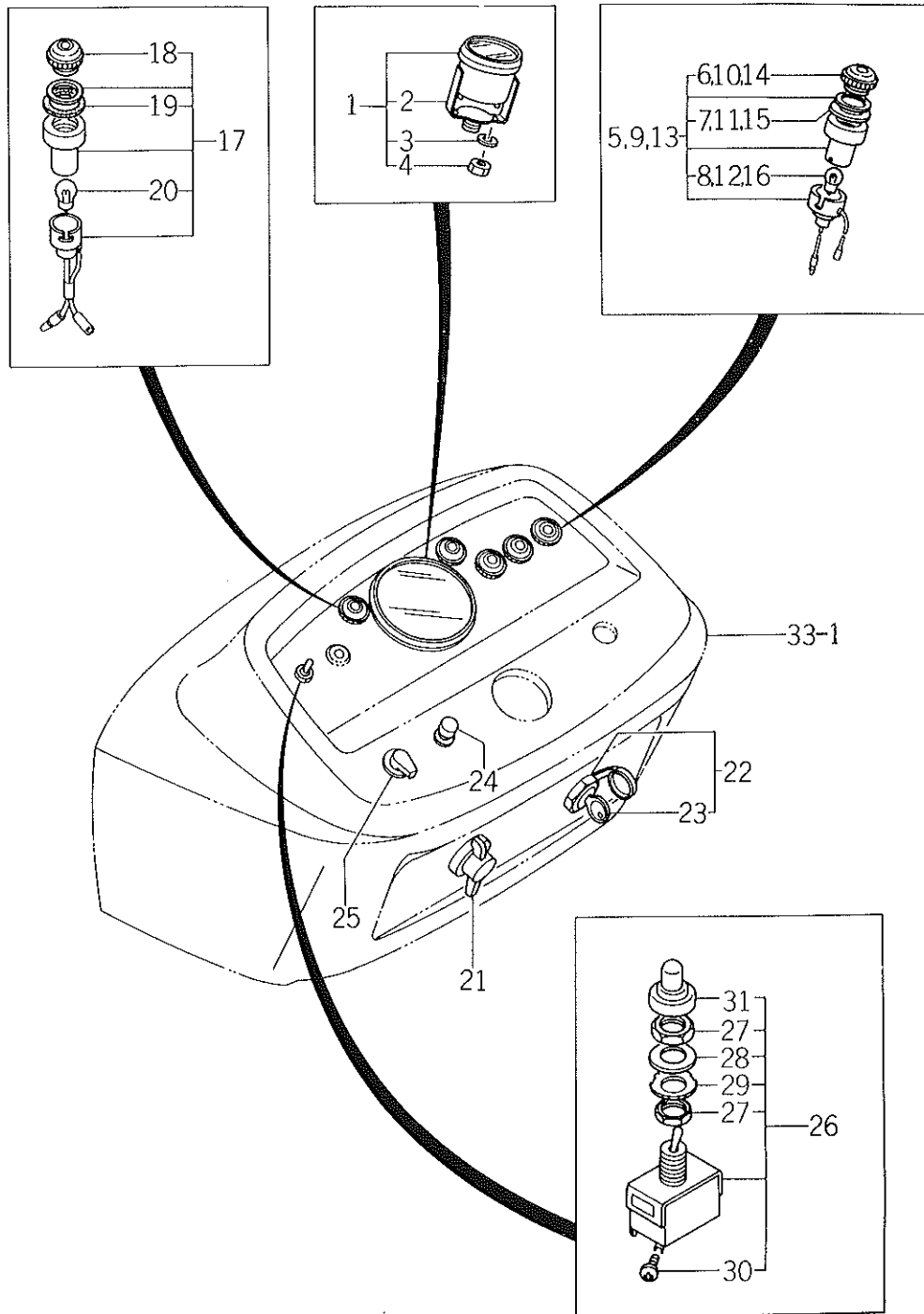
ELECTRICAL SYSTEM (1)
Equipment électrique



Ref No. Réf N°.	Parts No. Pièces N°.	Description Désignation	Model & Q'ty Modél & Quant		Remarks Remarques
			S	LF	
55- 1	1422-686-2000-0	HARNESS, WIRE NO.1 Faisceau	1	1	
55- 2	1423-621-2010-0	• FUSE/15A Coupe-circuit	2	2	
55- 2-1	1431-686-2420-0	• FUSE/10A Coupe-circuit	1	1	
55- 3	1422-686-2100-0	HARNESS, WIRE NO.2 Faisceau	2	2	
55- 4	1411-621-0050-0	• FUSE/5A Coupe-circuit	1	1	
X 55- 5	1422-686-0011-0 1422-686-0011-0	HARNESS, WIRE/NO.3 Faisceau	1	1	ⓑ info n° 81-34(4/5) Dec. 26, '81. ⓔ " " " "
55- 6	1421-621-0160-0	HARNESS, WIRE/NO.4 Faisceau	1	1	
55- 7	1421-621-0170-0	HARNESS, WIRE/NO.5 Faisceau	1	1	
55- 8	1422-686-0020-0	HARNESS, WIRE/NO.4 Faisceau	1	1	
55- 9	1421-621-0190-0	HARNESS, WIRE/NO.7 Faisceau	2	2	
55-10	1421-621-0220-0	HARNESS Faisceau	2	2	
55-11	1376-402-0030-0	BAND, WIRE/140 Sangle	3	3	
55-12	1421-621-0380-0	BAND, WIRE/170 Sangle	2	2	
55-13	3737-172-0090-0	CLAMP Attache	2	2	
55-14	V111-160-6012-0	SCREW/M6 X 12 Vis	2	2	
55-15	V401-160-0060-0	WASHER, SP/M6 Rondelle frein	2	2	
55-16	V300-260-0060-0	NUT/M6 Ecrou	3	3	
55-17	1317-621-0020-0	CLIP, ELECTRIC WIRE Attache	2	2	
55-18	1421-621-0360-0	CLAMP, HARNESS Attache faisceau	2	2	
55-19	1426-621-0380-0	CLAMP, HARNESS Attache faisceau	1	1	
55-20	1421-621-0060-0	CABLE, METER Cable	1	1	
55-21	1421-600-0541-0	WIRE, STOP ASSY Fil	1	1	
55-22	1421-621-0081-0	• KNOB Poignée	1	1	
55-23	V300-260-0050-0	• NUT/M5 Ecrou	1	1	
55-24	1421-621-0070-0	NUT/M14 Ecrou	1	1	
55-25	V413-160-0050-0	WASHER/M5 Rondelle	1	1	
55-26	V500-151-6010-0	PIN, SPLIT/1.6 X 10 Goupille fendue	1	1	
55-27	1415-621-0160-0	COVER, TERMINAL/L14-7 Couvercle	1	1	
55-28	1415-621-0170-0	COVER, TERMINAL/L23-13 Couvercle	1	1	*
55-29	1421-621-0370-0	HARNESS, WIRE/NO.11 Faisceau	1	1	* For work lamp
55-30	1421-621-0360-0	CLAMP, HARNESS Attache faisceau	1	1	*
55-31	1404-621-0300-0	GROMMET Oeillet			

Fig. 56

ELECTRICAL SYSTEM (2)
Equipment électrique

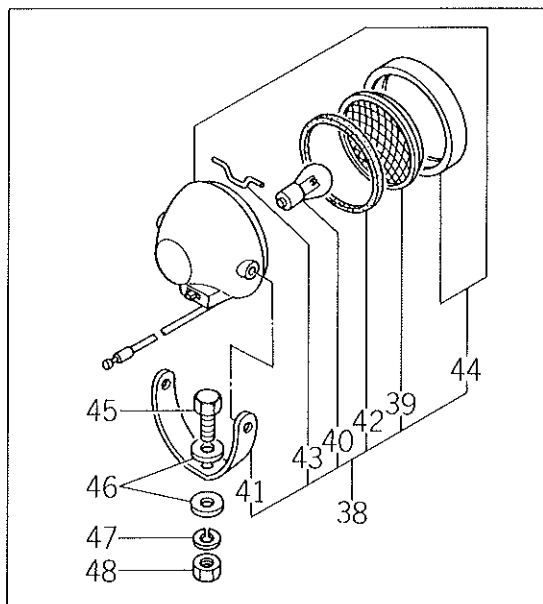
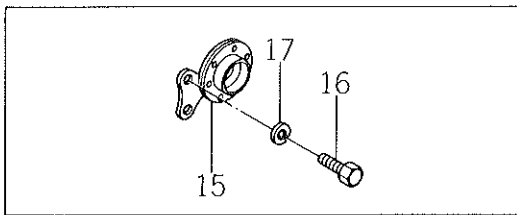
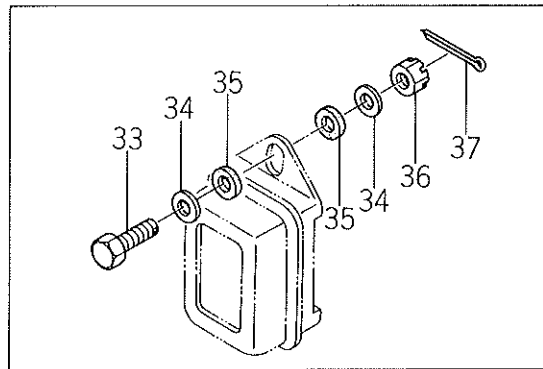
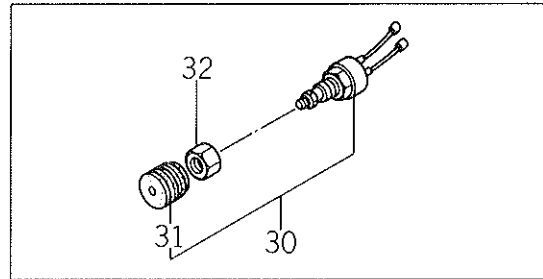
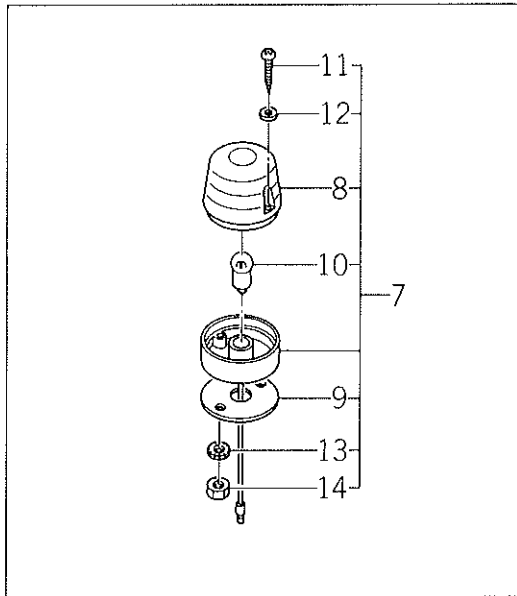
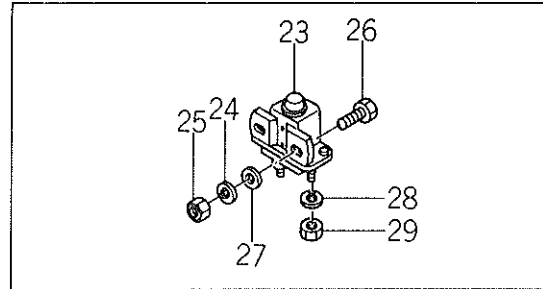
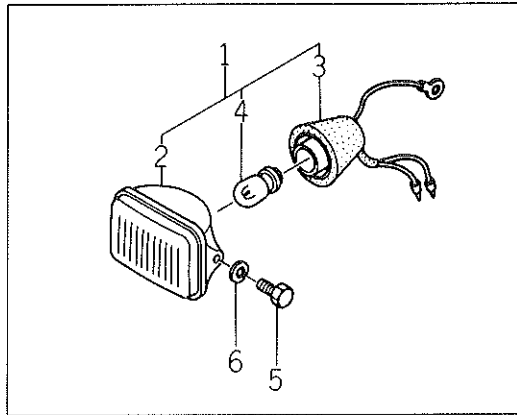


Ref No. Réf N°.	Parts No. Pièces N°.	Description Désignation	Model & Q'ty Modél & Quant		Remarks Remarques
			S	LF	
56- 1	1422-686-2200-0	HOURMETER ASSY Indicateur devitesse	1	1	
56- 2	1421-621-0040-0	•BRACKET Support	1	1	
56- 3	V401-160-0050-0	•WASHER, SP/M5 Rondelle	2	2	
56- 4	V300-260-0050-0	•NUT/M5 Erou	2	2	
56- 5	1421-600-0550-0	LAMP, PILOT A ASSY Témoin optique ensemble	1	1	For oil lamp
X 56- 6	1419-621-0450-0 1419-621-0050-0	•LENS Verre	1	1	Red info 82.06 (1/6) March 31, '82
56- 7	1419-621-0170-0	•GASKET Joint	1	1	
56- 8	1403-621-0310-0	•BULB/12V 3.4W Ampoule	1	1	
56- 9	1421-600-0560-0	LAMP, PILOT B ASSY Témoin optique ensemble	1	1	For charge lamp
56-10	1419-621-0150-0	•LENS Verre	1	1	Red
56-11	1419-621-0170-0	•GASKET Joint	1	1	
56-12	1415-621-0100-0	•BULB/6V 3W Ampoule	1	1	
56-13	1421-600-0570-0	LAMP, PILOT C ASSY Témoin optique ensemble	1	1	For water temp lamp
56-14	1419-621-0150-0	•LENS Verre	1	1	Red
56-15	1419-621-0170-0	•GASKET Joint	1	1	
56-16	1403-621-0310-0	•BULB/12V 3.4W Ampoule	1	1	
56-17	1431-686-2100-0	LAMP, PILOT ASSY Témoin optique ensemble	2	2	
56-18	1431-686-2120-0	•LENS Verre	2	2	
56-19	1419-621-0170-0	•GASKET Joint	2	2	
56-20	1403-621-0310-0	•BULB/12V 3.4W Ampoule	2	2	
56-21	1416-621-0020-0	SWITCH, STARTER Commande clignotante	1	1	
56-22	1407-600-0520-0	SWITCH, KEY ASSY Contacteur	1	1	
56-23	1407-621-0120-0	•KEY Vie de contact	2	2	
X 56-24	1402-621-0130-0 3644-261-2200-0	SWITCH, PUSH-BUTTON Interrupteur Horn assy	1	1	Ⓐ info n° 81.34 (5/5) Dec. 26, '81.
56-25	1403-621-0130-0	SWITCH, LEVER Interrupteur	1	1	
56-26	1431-686-2200-0	SWITCH, WARNING ASSY Interrupteur	1	1	
56-27	1431-686-2220-0	• NUT Erou	2	2	
56-28	1431-686-2230-0	• WASHER Rondelle	1	1	
56-29	1431-686-2240-0	• WASHER, TOOTHED Rondelle	1	1	
56-30	1431-686-2250-0	• VIS, TERMINAL/M3.5	4	4	
56-31	1431-686-2260-0	• CAP, WATER PROOF	1	1	

Fig. 57

ELECTRICAL SYSTEM (3)

Equipment électrique

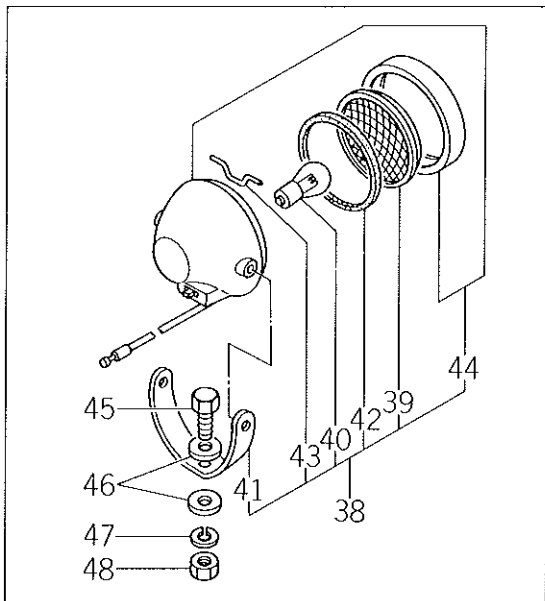
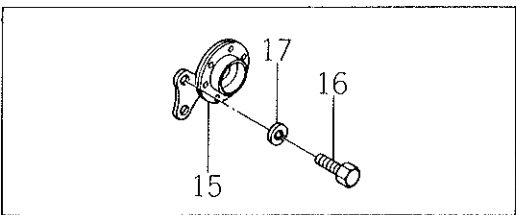
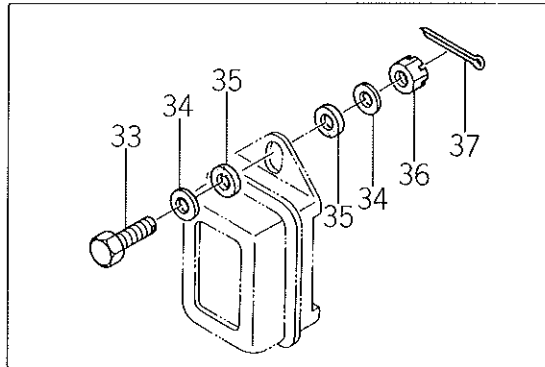
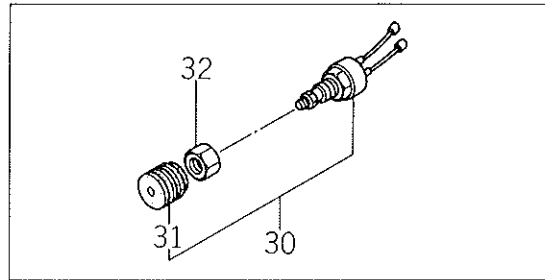
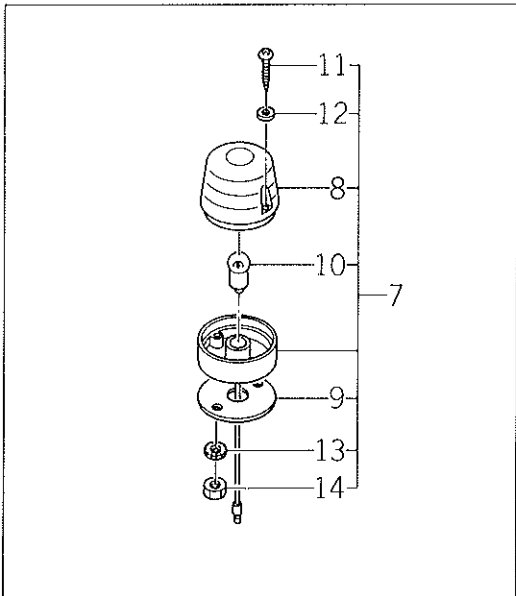
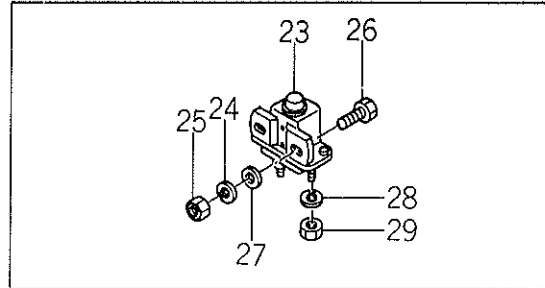
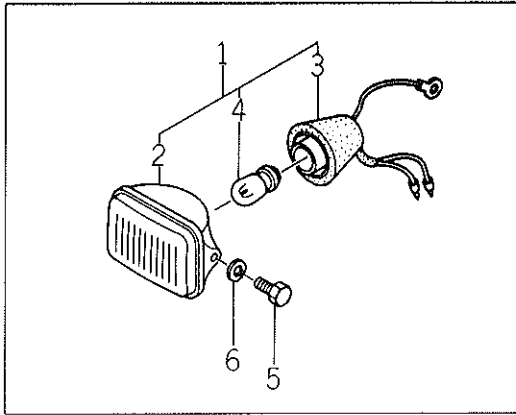


Ref No. Réf N°	Parts No. Pièces N°	Description Désignation	Model & Q'ty Modél & Quant		Remarks Remarques
			S	LF	
57- 1	1421-621-2000-0	LAMP, HEAD ASSY Phare complet	2	2	
57- 2	1421-621-2010-0	•LENS Verre	2	2	
57- 3	1421-621-2020-0	•SOCKET Emboîture	2	2	
57- 4	1421-621-2030-0	•BULB/12V-25W Ampoule	2	2	
57- 5	V201-261-0020-0	BOLT/M10×20 Vis	4	4	
57- 6	V401-160-0100-0	WASHER, SP/M10 Rondelle frein	4	4	
57- 7	1431-686-2000-0	LAMP, BLINKER ASSY Clignotant ensemble	2	2	
57- 8	1431-686-2010-0	•LENS Verre	2	2	
57- 9	1421-621-0290-0	•GASKET, BASE Joint	2	2	
57-10	1421-621-0310-0	•BULB/12V-20W Ampoule	2	2	
57-11	1421-621-0300-0	•SCREW Vis	4	4	
57-12	1421-621-0320-0	•WASHER Rondelle	4	4	
57-13	V421-160-0050-0	•WASHER, TOOTHED/M5 Rondelle	4	4	
57-14	V300-260-0050-0	•NUT/M5 Ecrou	4	4	
57-15	1416-621-0440-0	HORN Avertisseur	1	1	
57-16	V200-260-6012-0	BOLT/M6×12 Vis	2	2	
57-17	V401-160-0060-0	WASHER, SP/M6 Rondelle frein	2	2	
57-18	1426-621-0350-0	FLASHER UNIT Lentille clignotante	1	1	
57-19	1426-621-0360-0	BASE, FLASHER UNIT Carter	1	1	
57-20	V200-260-6016-0	BOLT/M6×16 Vis	1	1	
57-21	V401-160-0060-0	WASHER, SP/M6 Rondelle frein	1	1	
57-22	V300-260-0060-0	NUT/M6 Ecrou	1	1	
57-23	1416-621-0050-0	SWITCH, RELAY Interrupteur	1	1	
57-24	V401-160-0080-0	WASHER, SP/M8 Rondelle frein	2	2	
57-25	V302-260-0080-0	NUT/M8 Ecrou	2	2	
57-26	V200-260-6016-0	BOLT/M6×16 Vis	2	2	
57-27	V413-160-0060-0	WASHER/M6 Rondelle	2	2	
57-28	V401-160-0060-0	WASHER, SP/M6 Rondelle frein	2	2	
57-29	V300-260-0060-0	NUT/M6 Ecrou	2	2	
57-30	1416-600-0530-0	SWITCH, SAFETY ASSY Inter de securite	1	1	
57-31	1416-621-0250-0	•BOOT Cupule	1	1	
57-32	1416-621-0260-0	NUT/M22 Ecrou	1	1	
57-33	1423-621-0190-0	BOLT/M6×25 Vis	2	2	
57-34	2701-101-0520-0	WASHER Rondelle	2	2	
57-35	1423-616-0040-0	CUSHION/RUBBER Cale	4	4	
57-36	V320-260-0060-0	NUT, SLOTTED/M6 Ecrou a creneaux	2	2	
57-37	V500-151-6015-0	PIN, SPLIT/1.6×15 Goupille fendue	2	2	
57-38	1423-600-0520-0	LAMP, WORK ASSY Projecteur de travail	1	1	★

Fig. 57

ELECTRICAL SYSTEM (3)

Equipment électrique

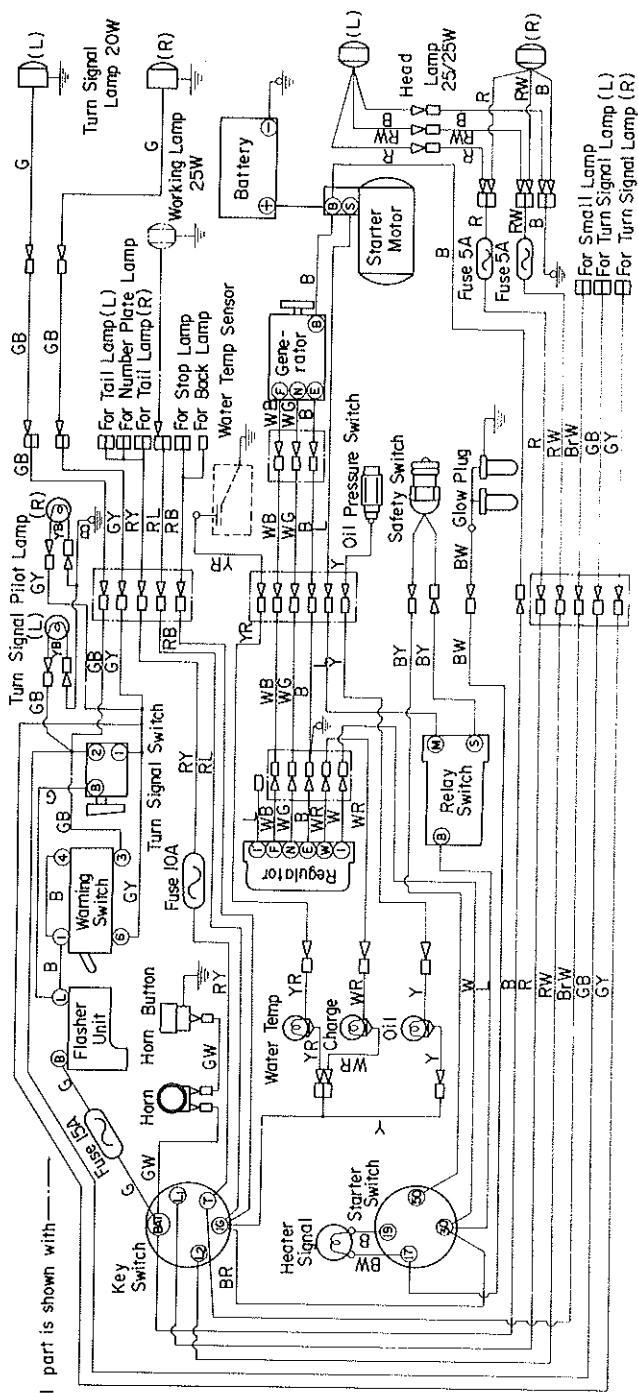


Ref No. Réf N°.	Parts No. Pièces N°.	Description Désignation	Model & Q'ty Modél & Quant		Remarks Remarques
			S	LF	
57-39	1423-621-0050-0	•LENS Verre	1	1	★
57-40	1423-621-0200-0	•BULB/12V 25W Ampoule	1	1	★
57-41	1423-621-0060-0	•STAY Appui	1	1	★
57-42	1423-621-0070-0	•PACKING, LENS Joint	1	1	★
57-43	1423-621-0080-0	•SPRING Ressort	1	1	★
57-44		•LAMP, WORK SET Projecteur de travail	1	1	★ △
57-45	V201-260-8016-0	BOLT/M8×16 Vis	1	1	★
57-46	V413-160-0080-0	WASHER/M8 Rondelle	2	2	★
57-47	V401-160-0080-0	WASHER, SP/M8 Rondelle frein	1	1	★
57-48	V300-260-0080-0	NUT/M8 Erou	1	1	★

Fig. 58

WIRING DIAGRAM

Cablage diagramme



Optional part is shown with - - -

Explanation of color code	
Br	Brown
B	Black
W	White
Y	Yellow
R	Red
G	Green
L	Blue
Example	
RL	Red Blue
GY	Green Yellow


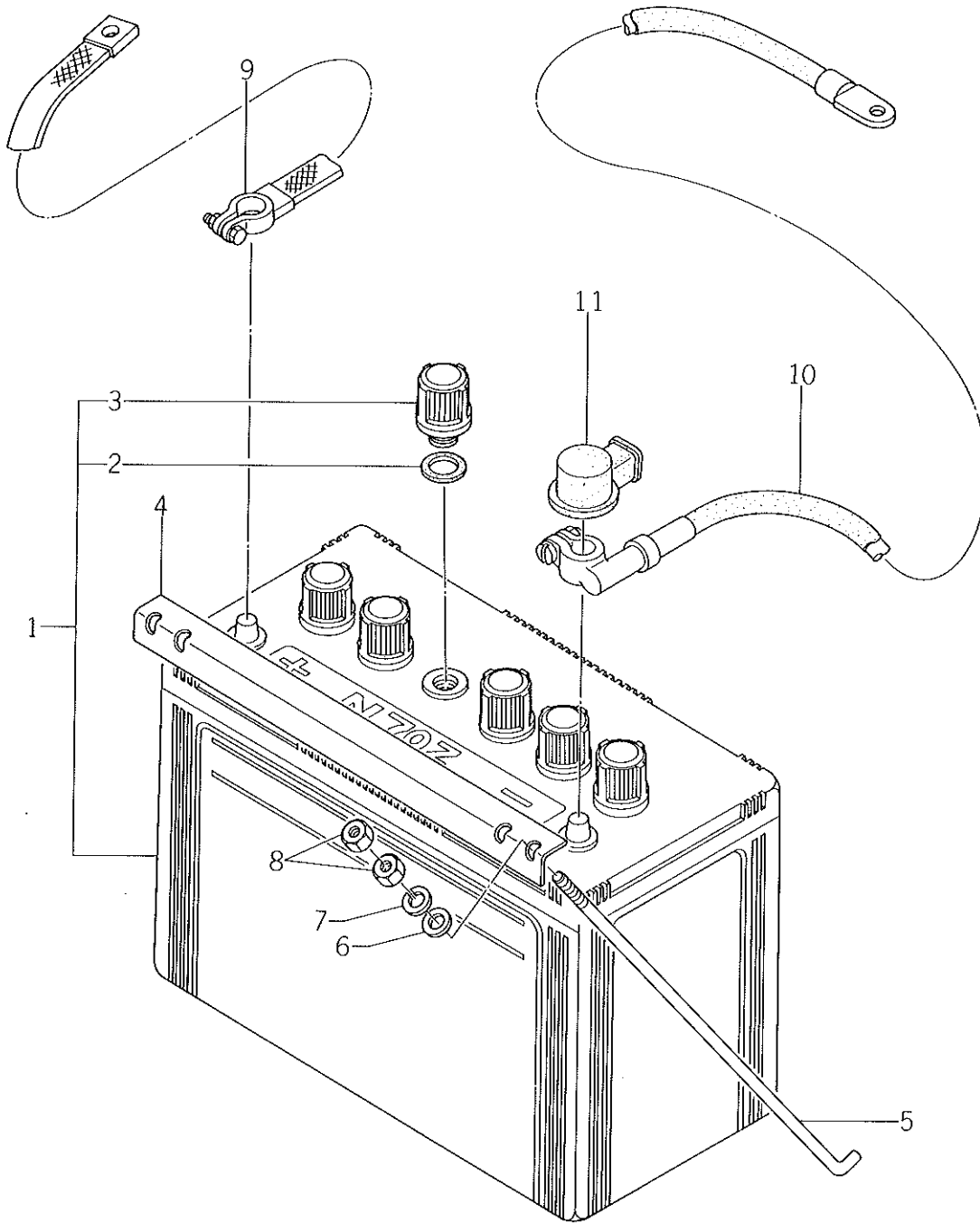


Fig. 59

BATTERY SYSTEM
Batterie

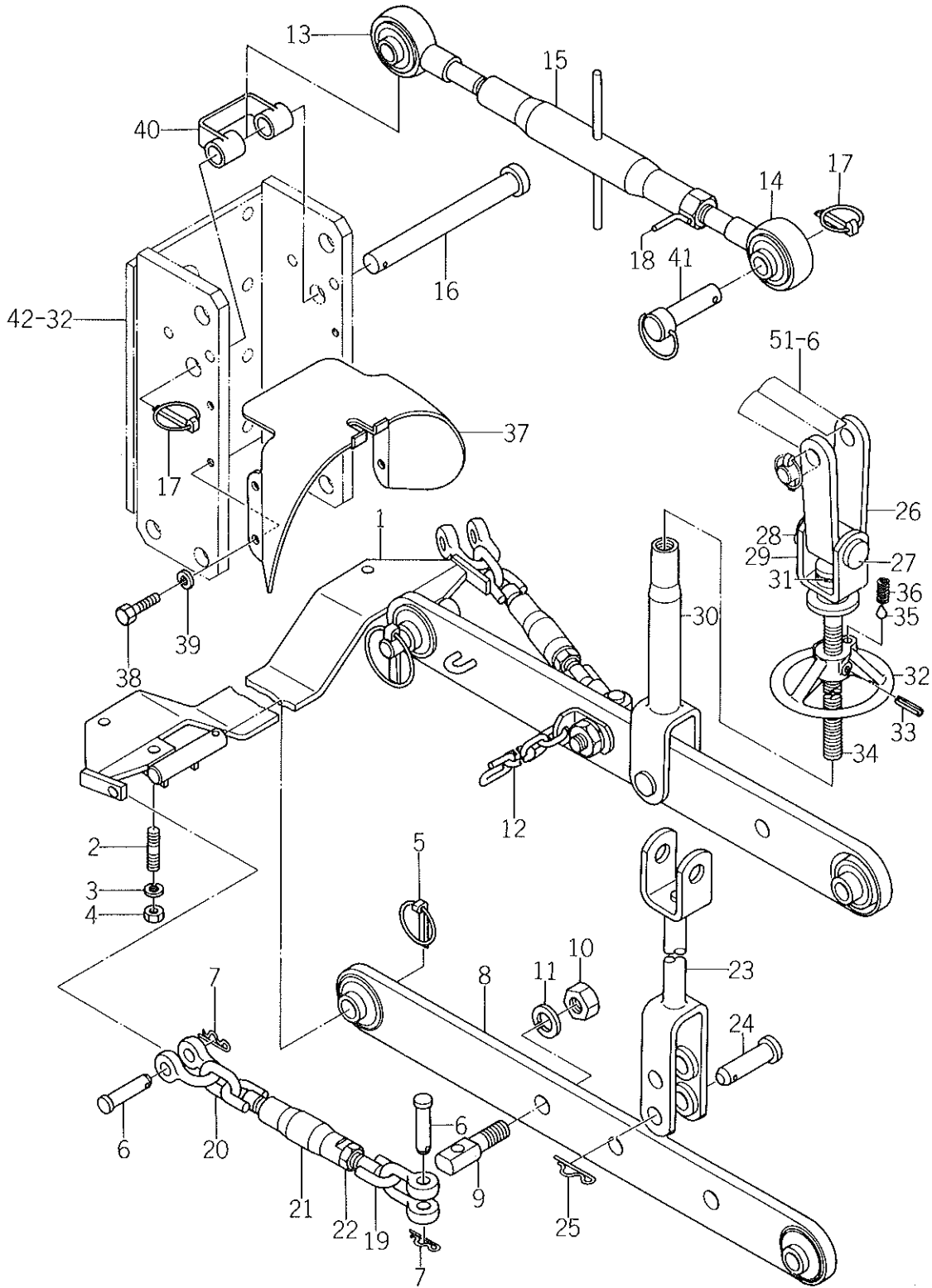


Ref No. Réf N°.	Parts No. Pièces N°.	Description Désignation	Model & Q'ty Modél & Quant		Remarks Remarques
			S	LF	
59- 1	1421-600-0520-0	BATTERY ASSY/N70Z Batterie	1	1	
59- 2	1421-621-0020-0	•PACKING Joint	6	6	
59- 3	1421-621-0010-0	•CAP, BATTERY Bouchon de batterie	6	6	
59- 4	1422-687-0010-0	PLATE, BATTERY SET Etrier de batterie	1	1	
59- 5	1416-112-0020-0	BOLT, BATTERY SET Vis	2	2	
59- 6	V413-160-0060-0	WASHER/M6 Rondelle	2	2	
X 59- 7	V401-160-0060-0	WASHER, SP/M6 Rondelle frein	2	2	⑤ info n° 81-34 (5/5) Dec. 26, '81.
59- 8	V300-260-0060-0	NUT/M6 Erou	4	4	
59- 9	1423-621-0210-0	STRAP, GROUND/430 Cable	1	1	
59-10	1421-621-0330-0	CABLE, BATTERY Cable de masse	1	1	
59-11	1402-621-0140-0	COVER, TERMINAL/L5 Couvercle	1	1	

Fig. 60

THREE POINT SYSTEM

Attelage trois point

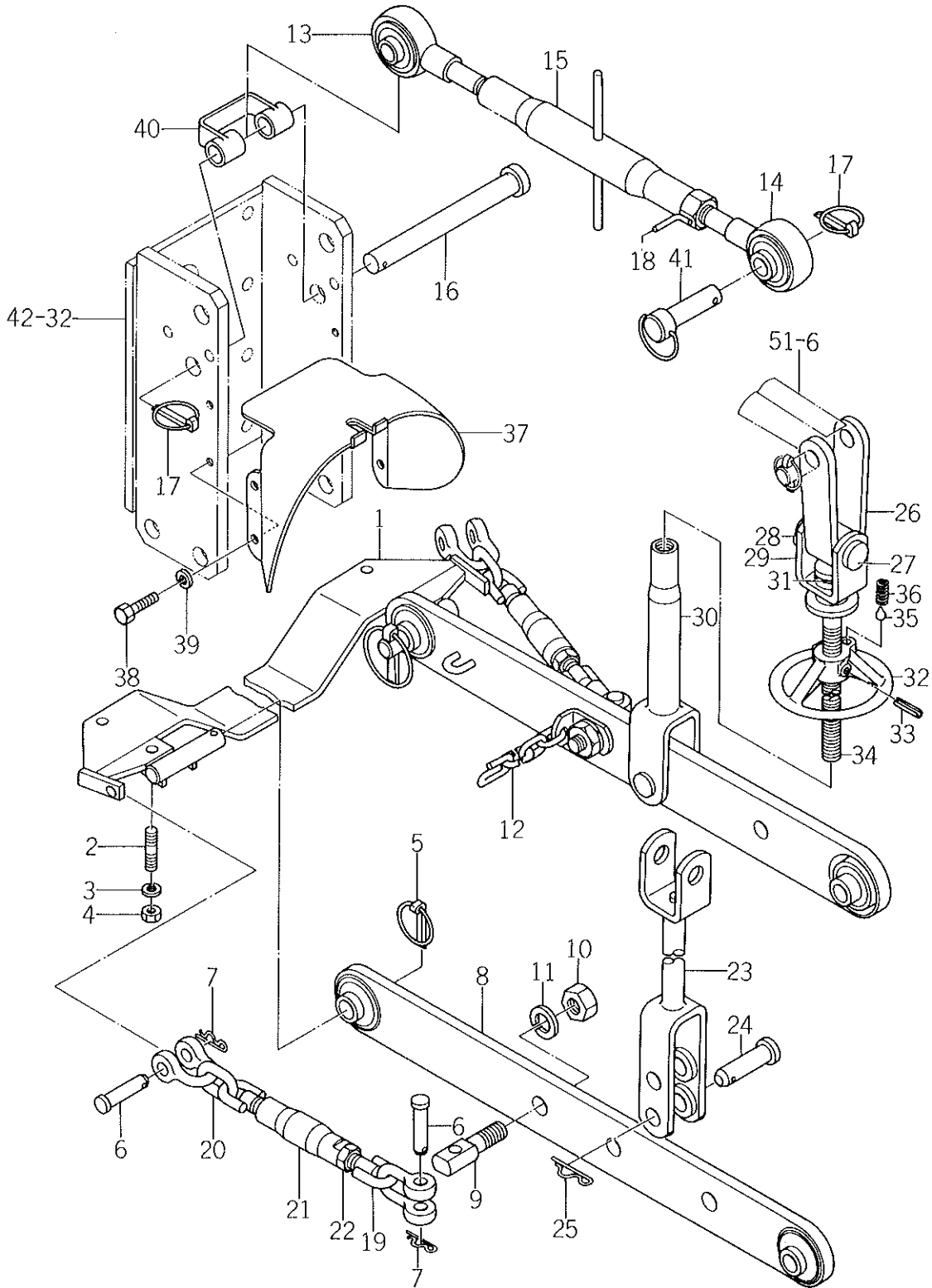


Ref No. Réf N°.	Parts No. Pièces N°.	Description Désignation	Model & Q'ty Modél & Quant		Remarks Remarques
			S	LF	
60- 1	7963-611-2000-0	SUPPORT, LW LINK Support G.	1	1	
60- 2	V251-461-2028-0	STUD/M12×28 9T Goujon	4	4	
60- 3	V401-160-0120-0	WASHER, SP/M12 Rondelle frein	4	4	
60- 4	V300-460-0120-0	NUT/M12 Ecrou	4	4	
60- 5	1421-502-0020-0	PIN, LINK Goupille	2	2	
60- 6	7963-611-0030-0	PIN/12×48 Goupille	4	4	
60- 7	7957-405-0030-0	PIN, HAIR/12 Attache beta	4	4	
60- 8	7963-611-2100-0	LINK, LW Barres inferieures	2	2	
60- 9	7963-611-0010-0	PIN, CHAIN Goupille	2	2	
60-10	V300-260-0160-0	NUT/M16 Ecrou	2	2	
60-11	V401-160-0160-0	WASHER, SP/M16 Rondelle frein	2	2	
60-12	7963-611-2200-0	CHAIN, LW LINK Chaîne du 3 points	2	2	
X60-13	1421-511-3000-0 1421-511-3000-0	LINK, TOP LH Vis G de tirant	1	1	(B) info no 82-86 (6/6) March 31, 82
X60-14	1444-514-2000-0 1421-511-4000-0	LINK, TOP RH Vis D de tirant	1	1	(B) " " " "
60-15	1444-514-2900-0	TURNBUCKLE Tendeur de tirant	1	1	
60-16	7963-603-0010-0	PIN/19×220 Goupille	1	1	
60-17	1421-502-0020-0	PIN, LINK Goupille	2	2	
60-18	1402-511-6000-0	NUT, TOP LINK LOOK Ecrou	1	1	
60-19	7963-611-2300-0	CHAIN, CHECK A Organeau A	2	2	
60-20	7963-611-2400-0	CHAIN, CHECK B Organeau B	2	2	
60-21	7963-611-0020-0	TURNBUCKLE Ridoir	2	2	
60-22	V302-260-0160-0	NUT/M16 Ecrou	2	2	
60-23	7963-613-2101-0	ROD, LIFT LH Chape relevage	1	1	
60-24	7963-613-0050-0	PIN/16×60 Goupille	2	2	
60-25	1305-931-0030-0	PIN, HAIR Attache beta	2	2	
60-26	7963-613-2000-0	FORK, LIFT BRACKET Cavalier	2	2	
60-27	7963-613-0040-0	PIN/19×84 Goupille	2	2	
60-28	1421-502-0020-0	PIN, LINK Goupille	2	2	
60-29	7963-613-2200-0	FORK, LIFT Cavalier	1	1	
60-30	7963-613-2301-0	ROD, LIFT RH Chape relevage	1	1	
60-31	7963-613-0020-0	WASHER/17×32×2 Rondelle	1	1	
60-32	7963-613-0030-0	HANDLE, ADJ Poignée	1	1	
60-33	V580-140-6036-0	PIN, SPRING/W 6×30 Goupille elastique	1	1	
60-34	7963-613-0010-0	SCREW, ADJ Vis	1	1	
60-35	1302-726-0050-0	TINE Came	1	1	
60-36	1302-726-0060-0	SPRING, LOCK Ressort	1	1	
60-37	7963-617-2100-0	COVER, SEALED Chapeau	1	1	
60-38	V201-260-8016-0	BOLT/M8×16 Vis	4	4	

Fig. 60

THREE POINT SYSTEM

Attelage trois point

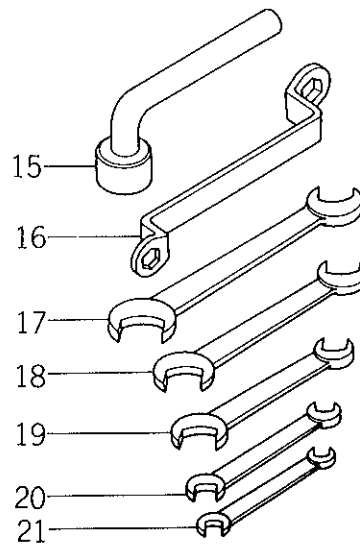
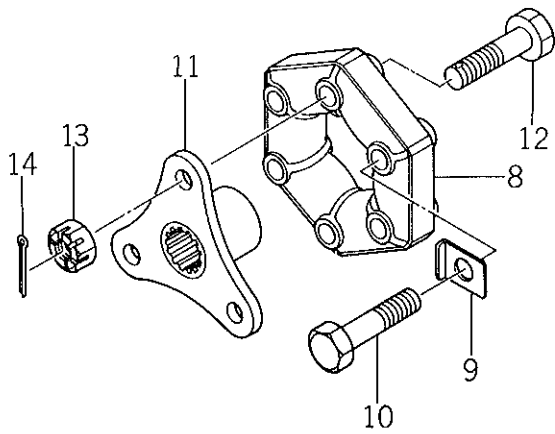
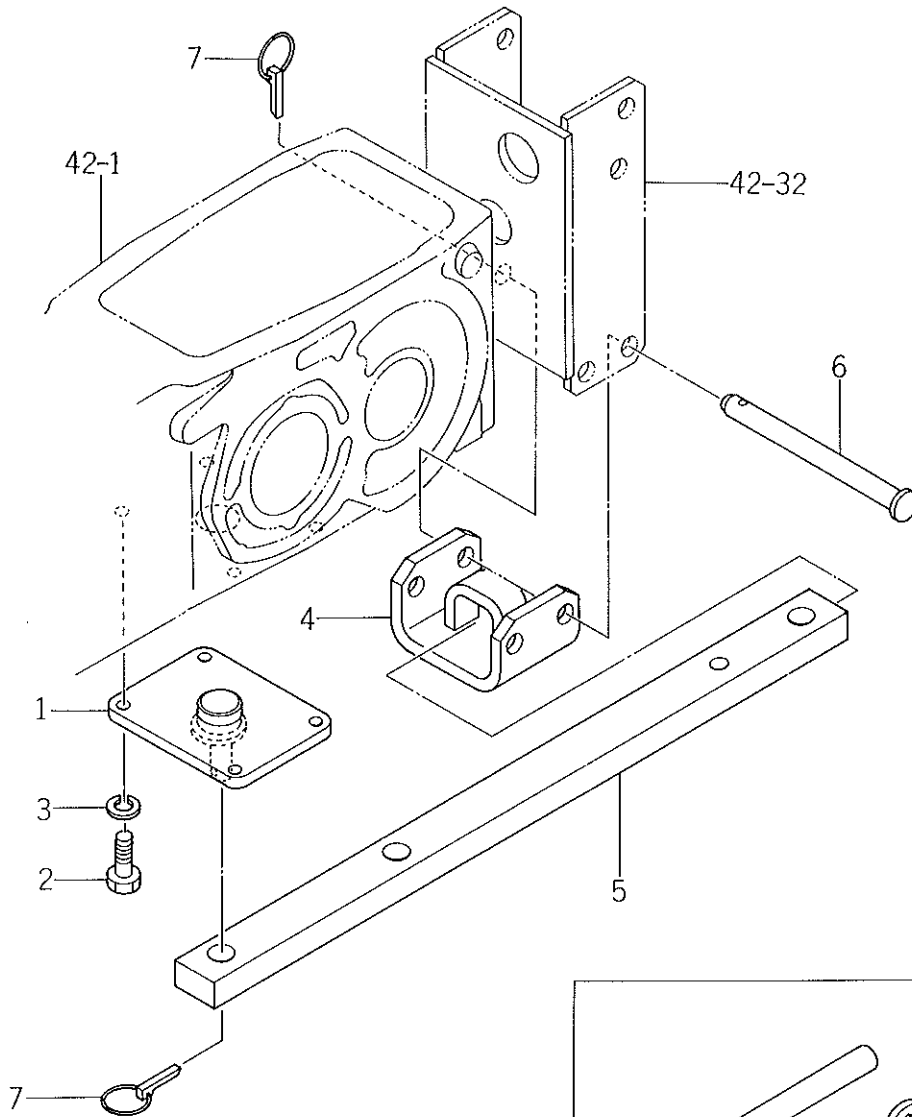


Ref No. Réf N°.	Parts No. Pièces N°.	Description Désignation	Model & Q'ty Modél & Quant		Remarks Remarques
			S	LF	
60-39	V401-160-0080-0	WASHER, SP/M8 Rondelle frein	4	4	
60-40	1403-511-5000-0	BUSH, TOP LINK Cousinet	1	1	
60-41	1402-500-9040-0	PIN, TOP LINK Broche detirant	1	1	

Fig. 61

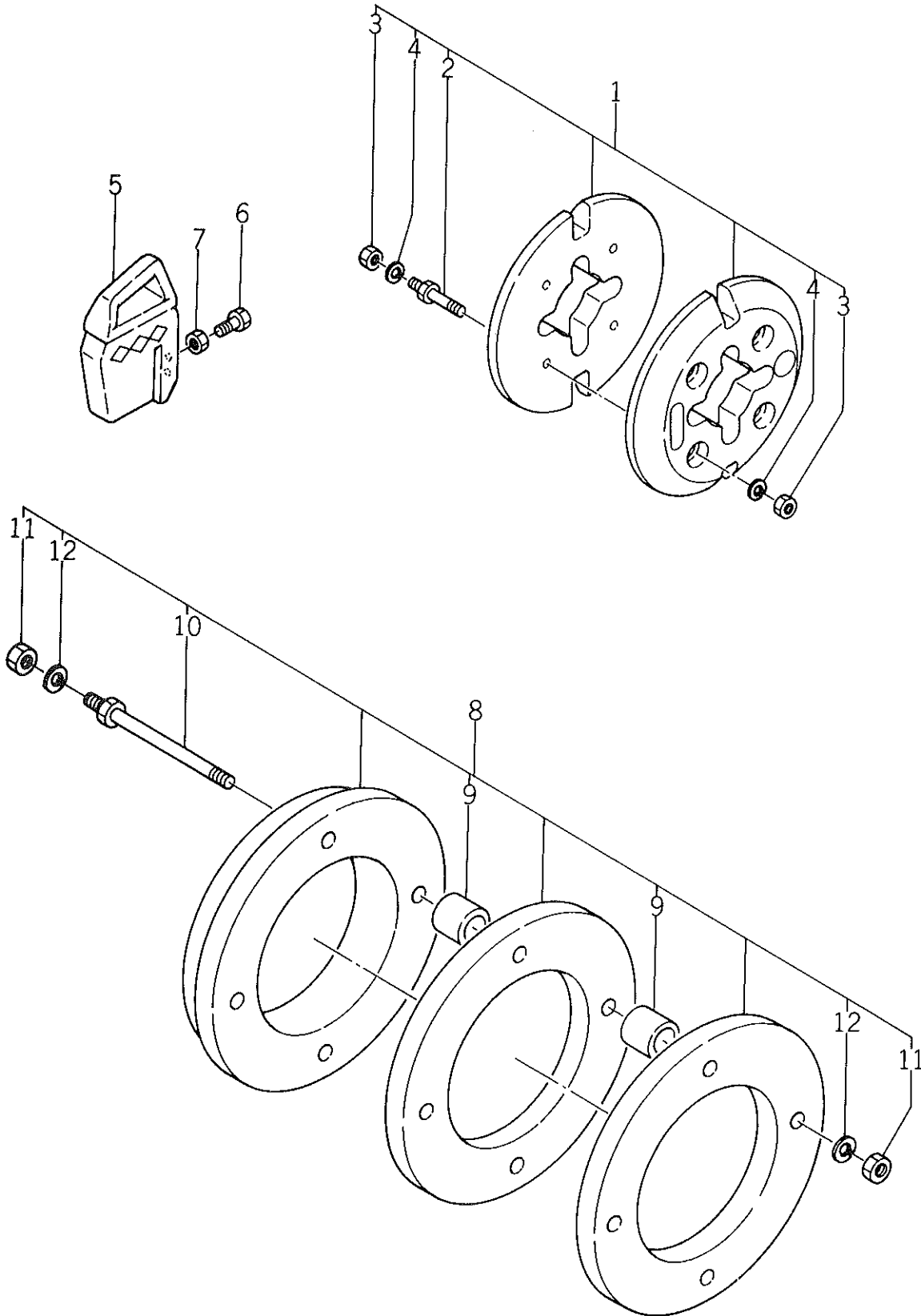
ACCESSORIES AND TOOLS

Outils




Ref No. Réf N°.	Parts No. Pièces N°.	Description Désignation	Model & Q'ty Modél & Quant		Remarks Remarques
			S	LF	
61- 1	1422-560-2000-0	PIN, POINT Goupille	1	1	*
61- 2	V201-461-2032-0	BOLT/M12×32 Vis	4	4	*
61- 3	V401-160-0120-0	WASHER, SP/M2 Rondelle frein	4	4	*
61- 4	1422-560-2100-0	BRACKET, DRAWBAR Support	1	1	*
61- 5	1422-560-0011-0	DRAWBAR Barre d'attelage	1	1	*
61- 6	7963-603-0010-0	PIN/19×220 Broche	2	2	*
61- 7	1421-502-0020-0	PIN, LINK Goupille	3	3	*
61- 8	1422-155-0021-0	COUPLING, CG Couplage	1	1	
61- 9	1422-155-0030-0	WASHER, LOCK Rondelle	3	3	
61-10	V203-261-2055-0	BOLT/M12×55 Vis	3	3	
61-11	1422-155-2300-0	COUPLING, SPLINE Couplage	1	1	
61-12	1422-155-0041-0	BOLT/M12×50 Vis	3	3	
61-13	V321-260-0120-0	NUT, SLOTTED/M12 Ecrou à creneaux	3	3	
61-14	V500-153-0030-0	PIN, SPLIT/3×30 Goupille fendue	3	3	
61-15	1421-906-0010-0	SPANNER, BOX/22 Cle a pipe	1	1	
61-16	1401-906-0050-0	WRENCH/17×19 Cle	1	1	
61-17	V920-552-4027-0	SPANNER/24×27 Cle plate	1	1	
61-18	V920-551-9022-0	SPANNER/19×22 Cle plate	1	1	
61-19	V920-551-3017-0	SPANNER/13×17 Cle plate	1	1	
61-20	V920-551-2014-0	SPANNER/12×14 Cle plate	1	1	
61-21	V920-550-8010-0	SPANNER/8×10 Cle plate	1	1	

Fig. 62 WEIGHT
Contrepoids



Ref No. Réf N°.	Parts No. Pièces N°.	Description Désignation	Model & Q'ty Modél & Quant		Remarks Remarques
			S	LF	
62- 1	1429-922-2000-0	WEIGHT, F. WHEEL SET Contrepoids av	1		★
62- 2	1427-922-2100-0	• BOLT, SET/97 Vis	8		★
62- 3	V30026-001200	• NUT/M12 Erou	16		★
62- 4	V40116-001200	• WASHER, SP/M12 Rondelle frein	16		★
62- 5	1421-922-0010-0	WEIGHT BALANCE Contrepoids	3	3	★
62- 6	W20126-120550	BOLT/M12×55 Vis	3	3	★
62- 7	V30226-001200	NUT/M12 Erou	3	3	★
62- 8	1423-092-2100-0	WEIGHT R. WHEEL SET Contrepoids ar	1	1	★
62- 9	1404-922-0060-0	• COLLAR, R. WEIGHT Collier	16	16	★
62-10	1404-922-1000-0	• BOLT, R. WEIGHT SET Vis	8	8	★
62-11	V30026-001600	• NUT/M16 Erou	16	16	★
62-12	V40116-001600	• WASHER, SP/M16 Rondelle frein	16	16	★



NUMERICAL INDEX
Classees d'apres leur de code

Parts No. Pieces No.	Ref No. Réf No.	Parts No. Pieces No.	Ref No. Réf No.	Parts No. Pieces No.	Ref No. Réf No.
1302-225-0030-0	37-30	1404-201-0180-0	50-82	1414-201-0020-0	42-26
1302-225-0030-0	44-26	1404-307-0020-0	46-14	1414-201-0090-0	47-17
1302-726-0050-0	60-35	1404-312-0060-0	48-16	1414-201-0100-0	47-18
1302-726-0060-0	60-36	1404-317-0050-2	54- 5	1414-201-0120-0	47-19
1305-241-0010-0	21-19	1404-402-0010-0	26-36	1414-201-0140-0	46-12
1305-931-0030-0	53-32	1404-402-0010-0	29-30	1414-301-0070-0	47-27
1305-931-0030-0		1404-402-0010-0	32-34	1414-301-0080-0	47-28
1317-621-0020-0	55-17	1404-402-0050-0	29-33	1414-306-0010-0	46- 1
1325-930-1050-0	26-17	1404-402-0020-0	32-35	1414-306-0020-0	46- 2
1325-930-1050-0	32-31	1404-402-0050-0	26-39	1414-306-0030-0	46- 6
1326-706-0020-0	34- 8	1404-402-0050-0	32-33	1414-306-0040-0	46- 7
1326-706-0020-0	35- 8	1404-502-0130-0	51- 9	1414-312-0020-0	48-23
1326-706-0020-0	49-14	1404-503-0060-0	52-27	1414-310-0030-0	49-13
1326-708-0050-0	26-26	1404-503-0080-0	52-28	1414-331-0050-0	47- 4
1340-253-0020-0	42-24	1404-503-0090-0	52-29	1414-401-0031-0	26- 7
1376-402-0030-0	55-11	1404-621-0300-0	55-31	1414-403-0040-0	26-21
1401-122-0050-0	38- 8	1404-922-0060-0		1414-406-0050-0	32-18
1401-122-0050-0	48-14	1404-922-1000-0		1414-501-0030-0	50-76
1401-906-0050-0	61-16	1407-111-0010-0	40- 2	1414-501-0080-0	50-81
1402-500-9040-0	60-41	1407-117-0070-0	41-19	1414-501-0090-0	50-79
1402-501-0170-0	45-14	1407-207-0050-0	45-12	1414-501-0100-0	50-80
1402-511-6000-0	60-18	1407-303-0030-0	44-42	1414-502-0080-0	51- 8
1402-621-0130-0	56-24	1407-303-0040-0	44-45	1414-503-0050-0	51-12
1402-621-0140-0	59-11	1407-403-0020-0	26-13	1414-503-0060-0	51-13
1403-207-0010-0	45-17	1407-406-0020-0	32-22	1414-632-0050-0	53-37
1403-209-0060-0	51- 1	1407-406-0040-0	32-23	1415-101-0100-0	21-16
1403-312-0030-0	44-49	1407-600-0520-0	56-22	1415-101-0180-0	21- 2
1403-312-0030-0	48-19	1407-621-0120-0	56-23	1415-101-0400-0	21-13
1404-312-0050-0	48- 9	1411-401-0010-0	26- 2	1415-102-0090-0	40-10
1403-511-5000-0	60-40	1411-411-0020-0	30-12	1415-102-0100-0	40-12
1403-621-0130-0	56-25	1411-411-0030-0	30-13	1415-102-0110-0	40- 9
1403-621-0310-0	56- 8	1411-621-0050-0	55- 4	1415-102-0120-0	40-13
1403-621-0310-0	56-16	1412-307-0040-0	46- 8	1415-102-0130-0	40-14
1403-621-0310-0	56-20	1412-401-0040-0	26- 3	1415-111-0010-0	40-29
1404-101-0010-0	38-15	1412-411-0010-0	30-11	1415-111-0020-0	40-30
1404-117-0080-0	41-20	1414-117-0040-0	41-17	1415-111-2000-0	40-27
1404-120-0090-0	34- 6	1414-117-0050-0	41-18	1415-116-0071-0	41- 4
1404-120-0090-0	35- 6	1414-120-0120-0	39-15	1415-122-0020-0	38-17

Parts No. Pièces No.	Ref No. Ref No.	Parts No. Pièces No.	Ref No. Réf No.	Parts No. Pièces No.	Ref No. Réf No.
1415-208-0041-0	45-13	1416-207-0040-0	45-10	1421-012-2001-0	38-13
1415-209-1000-0	45-19	1416-209-0050-0	45-27	1421-031-2000-0	48- 1
1415-210-0020-0	36-28	1416-209-0050-0	45-36	1421-100-0520-0	40-0-1
1415-210-0020-0	45-24	1416-209-0050-0	45-43	1421-101-0010-0	21-17
1415-210-0020-0	45-30	1416-317-1000-0	54- 4	1421-101-0030-0	21- 6
1415-210-0020-0	45-33	1416-501-0110-0	50-20	1421-101-0050-0	21-12
1415-210-0020-0	45-40	1416-505-0030-0	50-26	1421-101-0070-0	20- 7
1415-216-0060-0	44-21	1416-506-0040-0	52-15	1421-101-0080-0	21-20
1415-312-3000-0	48- 5	1416-600-0530-0	57-30	1421-101-0090-0	19- 8
1415-312-5000-0	48-15	1416-621-0020-0	56-21	1421-101-0120-0	19- 9
1415-312-6000-0	48- 8	1416-621-0050-0	57-23	1421-101-0130-0	20-12
1415-621-0100-0	56-12	1416-621-0250-0	57-31	1421-101-3000-0	21- 5
1415-621-0160-0	55-27	1416-621-0260-0	57-32	1421-101-3120-0	19- 3
1415-621-0170-0	55-28	1416-621-0440-0	57-15	1421-101-3130-0	19- 2
1416-100-0520-0	39-0-1	1417-102-0050-0	21-21	1421-102-0011-0	40-24
1416-112-0020-0	59- 5	1417-201-0030-0	34-20	1421-102-0021-0	40-25
1421-116-0030-0	41- 9	1419-101-0030-0	21- 1	1421-111-2000-0	40-28
1416-116-0040-0	41-10	1419-101-0100-0	20-10	1421-111-2100-0	40- 6
1416-120-0020-0	34-11	1419-101-0120-0	20- 8	1421-116-0010-0	41- 5
1416-120-0020-0	35-12	1419-101-0130-0	20- 6	1421-116-0020-0	41- 6
1416-120-0030-0	34-12	1419-201-0040-0	42-11	1421-116-0041-0	41-14
1416-120-0030-0	35-13	1419-201-0100-0	42-22	1421-116-2000-0	41-9-1
1416-120-0040-0	34-16	1419-201-0110-0	42-23	1421-117-0010-0	41-24
1416-120-0040-0	35-22	1419-203-0020-0	43-16	1421-117-1000-0	41-16
1416-120-0060-0	41- 2	1419-310-0020-0	49- 2	1421-120-0013-0	34- 1
1416-120-0070-0	39- 1	1419-310-0030-0	49- 5	1421-120-0020-0	34-18
1416-120-2000-0	39-0-2	1419-331-0022-0	47-13	1421-120-0030-0	34-19
1416-120-2010-0	39- 2	1419-331-0041-0	47-14	1421-120-0040-0	34-15
1416-120-2030-0	39- 9	1419-331-0050-0	44-44	1421-120-0040-0	35-21
1416-120-2040-0	39- 5	1419-403-0010-0	26-14	1421-120-0050-0	34-17
1416-120-2050-0	39- 4	1419-502-0020-0	51- 6	1421-122-0030-0	49A-15
1416-120-2060-0	39-10	1419-621-0050-0	56- 6	1421-122-2000-0	38- 1
1416-120-2070-0	39- 8	1419-621-0150-0	56-10	1421-131-2110-0	20- 5
1416-120-2080-0	39-12	1419-621-0150-0	56-14	1421-134-0011-0	35- 1
1416-120-2090-0	39- 7	1419-621-0170-0	56- 7	1421-134-0021-0	35-16
1416-120-2100-0	39-11	1419-621-0170-0	56-11	1421-134-0030-0	36-11
1416-120-2110-0	39- 6	1419-621-0170-0	56-15	1421-134-0040-0	36-16
1416-207-0032-0	45- 8	1419-621-0170-0	56-19	1421-134-0050-0	36-12

Parts No. Pièces No.	Ref No. Réf No.	Parts No. Pièces No.	Ref No. Ref No.	Parts No. Pièces No.	Ref No. Réf No.
1421-134-0061-0	36-14	1421-207-0050-0	45- 7	1421-403-0010-0	26-33
1421-134-0070-0	36-15	1421-208-1001-0	45-18	1421-403-0010-0	29-26
1421-134-0080-0	36-10	1421-209-0010-0	45-23	1421-403-0020-0	26-32
1421-134-0110-0	37- 2	1421-209-0020-0	45-26	1421-403-0020-0	29-27
1421-134-0130-0	37-10	1421-209-0030-0	45-29	1421-403-0030-0	26-37
1421-134-0150-0	37-14	1421-209-0040-0	45-32	1421-403-0030-0	29-31
1421-134-0160-0	37-27	1421-209-0050-0	45-35	1421-403-0060-0	26-27
1421-134-0170-0	37-29	1421-209-0060-0	45-39	1421-403-0070-0	26-28
1421-134-0180-0	37-16	1421-209-0070-0	45-42	1421-403-0080-0	26-29
1421-134-0190-0	37-17	1421-211-0010-0	44- 1	1421-403-2100-0	26-11
1421-134-0210-0	37-19	1421-211-0021-0	36-21	1421-403-2200-0	26-12
1421-134-0220-0	37-20	1421-211-0021-0	44-50	1421-406-0020-0	32-20
1421-134-2001-0	37-32	1421-212-0010-0	44- 9	1421-406-0060-0	32- 2
1421-134-2101-0	37-34	1421-212-0040-0	44-14	1421-406-0070-0	32- 4
1421-134-2200-0	37-24	1421-216-0010-0	44-25	1421-406-0080-0	32- 5
1421-201-0020-0	42-40	1421-216-0040-0	44-32	1421-406-0090-0	32- 6
1421-201-0030-0	27-28	1421-216-0050-0	44-23	1421-406-0110-0	32- 9
1421-201-0030-0	42-30	1421-216-2000-0	44-20	1421-431-0030-0	28- 2
1421-201-0040-0	42- 4	1421-301-0060-0	44-48	1421-431-0040-0	28- 3
1421-201-0050-0	42- 5	1421-301-0070-0	47- 1	1421-431-0050-0	28- 8
1421-201-0060-0	42-10	1421-301-0080-0	47- 2	1421-431-0060-0	28- 9
1421-201-0070-0	42-12	1421-301-0090-0	47- 3	1421-431-0070-0	28-12
1421-201-0080-0	42-13	1421-301-0110-0	47-12	1421-431-0080-0	28-13
1421-201-0090-0	42-14	1421-301-0120-0	47- 7	1421-431-0090-0	28-14
1421-201-0100-0	42-18	1421-301-0130-0	47- 8	1421-431-0110-0	28-17
1421-201-0110-0	42-19	1421-301-0140-0	47- 9	1421-431-2000-0	28- 1
1421-202-0011-0	43- 1	1421-301-0150-0	44-41	1421-432-0010-0	27- 5
1421-202-0020-0	43-10	1421-301-1002-0	44-39	1421-432-2000-0	27- 1
1421-203-0040-0	43-21	1421-312-0011-0	48-20	1421-433-0010-0	27- 9
1421-203-0051-0	43-20	1421-312-0020-0	48- 2	1421-433-0011-0	27- 9a
1421-203-0060-0	43-22	1421-312-3000-0	48-12	1421-433-0020-0	28-28
1421-204-0010-0	43-25	1421-400-0520-0	32-21	1421-433-0030-0	28-32
1421-204-0020-0	43-26	1421-400-0510-0	32- 1	1421-433-0040-0	27-12
1421-207-0010-0	45- 1	1421-400-0540-0	26-34	1421-433-0050-0	27-13
1421-207-0020-0	45- 2	1421-400-0540-0	29-28	1421-433-0060-0	27-14
1421-207-0030-0	45- 5	1421-400-0550-0	26-35	1421-433-0070-0	27-16
1421-207-0030-0	50-78	1421-400-0550-0	29-29	1421-433-0080-0	27-18
1421-207-0040-0	45-11	1421-401-0010-0	26- 6	1421-433-0090-0	27-21

Parts No. Pièces No.	Ref No. Réf No.	Parts No. Pièces No.	Ref No. Réf No.	Parts No. Pièces No.	Ref No. Réf No.
1421-433-0091-0	27-21a	1421-503-0040-0	52- 1	1421-507-2200-0	50-34
1421-433-0110-0	27-22	1421-503-0050-0	52-25	1421-507-2400-0	50-46
1421-433-0111-0	27-22a	1421-503-0060-0	52-26	1421-507-2500-0	50-54
1421-433-0140-0	29- 3	1421-503-3000-0	52-14	1421-507-2601-0	50-62
1421-433-0160-0	29- 7	1421-503-4100-0	52-34	1421-508-2000-0	52-19
1421-433-0160-0	29-10	1421-503-4200-0	52-24	1421-511-3000-0	60-13
1421-433-0180-0	27-25	1421-503-4320-0	52- 2	1421-511-4000-0	60-14
1421-433-0190-0	31- 5	1421-503-4330-0	52- 3	1421-600-0510-0	53-22
1421-433-0210-0	27-29	1421-503-4340-0	52- 4	1421-600-0520-0	59- 1
1421-433-0220-0	27-30	1421-503-4350-0	52- 5	1421-600-0541-0	55-21
1421-433-0230-0	27-31	1421-503-4360-0	52- 6	1421-600-0550-0	56- 5
1421-433-0241-0	29-15	1421-503-4370-0	52- 7	1421-600-0560-0	56- 9
1421-433-0261-0	29-17	1421-503-4380-0	52- 8	1421-600-0570-0	56-13
1421-433-0270-0	29-21	1421-503-4410-0	52- 9	1421-601-0020-0	22- 7
1421-433-0280-0	29-22	1421-503-4420-0	52-10	1421-601-0030-0	22- 9
1421-433-0290-0	29-25	1421-503-4430-0	52-11	1421-601-0040-0	22-15
1421-433-0310-0	29- 8	1421-505-2001-0	50- 1	1421-601-0050-0	22-21
1421-433-2001-0	29- 1	1421-506-0010-0	51- 3	1421-601-0060-0	22-23
1421-433-2101-0	29- 2	1421-506-2000-0	51-14	1421-601-0070-0	22-24
1421-433-2201-0	29- 6	1421-507-0011-0	50-11	1421-601-0080-0	22-28
1421-433-2301-0	29- 9	1421-507-0021-0	50-18	1421-601-0090-0	22-29
1421-436-0020-0	25-19	1421-507-0030-0	50-21	1421-601-0111-0	22-25
1421-436-2200-0	25-24	1421-507-0041-0	50-36	1421-601-0121-0	22-26
1421-436-2220-0	25-25	1421-507-0052-0	50-39	1421-601-1000-1	22- 1
1421-436-2300-0	25-18	1421-507-0060-0	50-41	1421-601-2000-0	22-11
1421-437-2002-0	32-32-1	1421-507-0070-0	50-48	1421-601-3000-0	22-12
1421-438-2000-0	31- 0-1	1421-507-0080-0	50-51	1421-602-0010-0	23- 2
1421-438-2010-0	31- 2	1421-507-0090-0	50-56	1421-602-0030-0	23-13
1421-438-2100-1	31- 1	1421-507-0110-0	50-57	1421-602-0040-0	23-14
1421-438-2100-1	31-10	1421-507-0120-0	50-58	1421-602-0051-0	23-16
1421-438-2200-0	31- 0-2	1421-507-0130-0	50-65	1421-602-0060-0	23-17
1421-501-0030-0	50-77	1421-507-0140-0	50-66	1421-602-0070-0	23-19
1421-501-0060-0	50-10	1421-507-0150-0	50-67	1421-602-0080-0	20-11
1421-502-0020-0	51-11	1421-507-0160-0	50-71	1421-602-0090-0	23- 7
1421-502-0020-0	60- 5	1421-507-0170-0	50-72	1421-602-0110-0	23-12
1421-502-0020-0	61- 7	1421-507-0180-0	50-44	1421-602-4001-0	23-11
1421-502-0020-0	60-17	1421-507-2000-0	50-22	1421-602-6000-0	20-14
1421-502-0020-0	60-28	1421-507-2100-0	50-31	1421-602-7000-0	20-17

Parts No. Pièces No.	Ref No. Réf No.	Parts No. Pièces No.	Ref No. Réf No.	Parts No. Pièces No.	Ref No. Réf No.
1421-602-8000-0	23-18	1421-621-2030-0	57- 4	1422-355-0030-0	49A-13
1421-603-0010-0	33-13	1421-621-2100-0	22-33	1422-355-2000-0	49- 7-1
1421-603-0020-0	33-17	1421-621-2200-0	22-34	1422-355-2100-0	49- 9-1
1421-603-0030-0	33-11	1421-901-0030-0	22-16	1422-355-2200-0	49- 9-2
1421-603-0040-0	33-12	1421-903-0060-0	33- 6	1422-355-2300-0	49A- 1
1421-604-3000-0	23-24	1421-903-0160-0	32-24	1422-355-2500-0	49A-19
1421-606-0020-0	53-18	1421-906-0010-0	61-15	1422-355-2600-0	49A-20
1421-606-0030-0	53-12	1421-922-0010-0		1422-361-2110-0	54- 1
1421-611-0010-0	53-23	1422-026-2000-0	43-14	1422-361-2100-0	54- 0-1
1421-611-0020-0	53-24	1422-026-3000-0	43-14-1	1422-361-2200-0	54- 0-2
1421-611-0030-0	53-25	1422-151-2100-0	19- 1	1422-362-2100-0	54- 0-3
1421-611-0040-0	53-31	1422-151-2120-0	19- 6	1422-362-2110-1	54-12
1421-612-2000-0	53-33	1422-152-2100-0	20- 1	1422-362-2120-0	54-13
1421-612-2100-0	53-36	1422-152-2210-0	20- 9	1422-362-2130-0	54-14
1421-621-0010-0	59- 3	1422-152-2300-0	20- 2	1422-362-2200-0	54- 0-4
1421-621-0020-0	59- 2	1422-152-2310-0	20- 3	1422-451-2101-0	24-14
1421-621-0040-0	56- 2	1422-152-2320-0	20- 4	1422-451-2101-0	25-11
1421-621-0060-0	55-20	1422-155-0021-0	61- 8	1422-451-2201-0	24-15
1421-621-0070-0	55-24	1422-155-0030-0	61- 9	1422-451-2201-0	25-12
1421-621-0081-0	55-22	1422-155-0041-0	61-12	1422-452-2000-0	24- 1
1421-621-0160-0	55- 6	1422-155-2300-0	61-11	1422-452-2300-0	26- 1
1421-621-0170-0	55- 7	1422-160-2000-0	41- 1	1422-453-0010-0	26-31
1421-621-0190-0	55- 9	1422-161-0020-0	37- 1	1422-454-2100-0	25- 8
1421-621-0220-0	55-10	1422-161-0030-0	37- 9	1422-456-2000-0	25- 1
1421-621-0290-0	57- 9	1422-161-0040-0	37-13	1422-460-2000-0	32-32
1421-621-0300-0	57-11	1422-251-0011-0	42- 1	1422-465-2100-0	30- 0-2
1421-621-0310-0	57-10	1422-251-2000-0	42-32	1422-465-2110-1	30- 5
1421-621-0320-0	57-12	1422-280-0020-0	44- 3	1422-465-2200-0	30- 0-3
1421-621-0330-0	59-10	1422-280-0030-0	44- 5	1422-466-0020-0	31- 0-3
1421-621-0360-0	55-18	1422-280-0040-0	44-51	1422-466-0030-0	31-11
1421-621-0360-0	55-30	1422-283-0010-0	44- 8	1422-466-0040-0	31- 0-4
1421-621-0370-0	55-29	1422-286-0010-0	44-29	1422-560-0011-0	61- 5
1421-621-0380-0	55-12	1422-286-0020-0	44-35	1422-560-2000-0	61- 1
1421-621-0390-0	22-35	1422-302-0010-0	47-29	1422-560-2100-0	61- 4
1421-621-0410-0	22-36	1422-302-0020-0	47-30	1422-605-0010-0	23-31
1421-621-2000-0	57- 1	1422-308-0010-0	46-15	1422-605-0020-0	23-32
1421-621-2010-0	57- 2	1422-355-0010-0	49A- 5	1422-605-0030-0	23-33
1421-621-2020-0	57- 3	1422-355-0020-0	49A-10	1422-605-0040-0	22-31

Parts No. Pièces No.	Ref No. Réf No.	Parts No. Pièces No.	Ref No. Réf No.	Parts No. Pièces No.	Ref No. Réf No.
1422-605-0050-0	21-22	1423 621-0070-0	57-42	1427-932-0040-0	41-28
1422-605-0060-0	22-32	1423 621-0080-0	57-43	1427-932-0090-0	24- 7
1422-651-2000-0	22-20	1423 621-0190-0	57-33	1427-932-0110-0	24- 7-1
1422-656-2001-0	23- 1	1423 621-0200-0	57-40	1427-932-0110-0	25- 7-1
1422-656-2100-0	23- 5	1423 621-0210-0	59- 9	1427-932-0090-0	25- 7
1422-661-2000-1	33- 1	1423 621-2010-0	55- 2	1427-932-0140-0	24- 7-3
1422-665-2000-0	53-10	1424 101-0040-0	19-10	1427-932-0140-0	25- 7-3
1422-665-2100-0	53-11	1424 101-2030-0	19- 4	1427-932-0150-0	24- 7-4
1422-665-2200-0	53-38	1424 101-2040-0	19- 5	1427-932-0150-0	25- 7-4
1422-667-2000-0	53-33-1	1425 431-0150-0	47-11	1427-932-0160-0	24- 7-5
1422-671-2001-0	48-25	1425 431-0210-0	47-10	1427-932-0160-0	25- 7-5
1422-671-2100-0	48-26	1425 432-0010-0	27- 3	1427-937-0030-0	53- 4
1422-681-0010-0	24- 5	1426 621-0350-0	57-18	1427-937-0040-0	33- 5
1422-681-0010-0	25- 5	1426 621-0360-0	57-19	1427-937-0090-0	53- 3
1422-686-0011-0	55- 5	1426 621-0380-0	55-19	1427-941-0160-0	22- 3
1422-686-0020-0	55- 8	1427 111-0010-0	40- 4	1427-941-0190-0	33- 3
1422-686-2000-0	55- 1	1427 201-0160-0	42-39	1427-941-0210-0	33- 4
1422-686-2100-0	55- 3	1427 201-0070-0	50- 8	1427-943-0041-0	52-23
1422-686-2200-0	56- 1	1427 201-0080-0	50- 9	1429-406-2030-0	32- 3
1422-687-0010-0	59- 4	1427 201-0160-0	46- 5	1429-406-2050-0	32- 7
1422-938-0010-0	22- 2	1427 301-0030-0	28-18	1429-406-2060-0	32-13
1422-938-0030-0	53- 6	1427 301-0040-0	28-19	1429-406-2070-0	32- 8
1422-938-0040-0	33-10	1427 301-0050-0	28-20	1429-406-2090-0	32-10
1422-938-0050-0	53- 5	1427 301-0050-0	47- 6	1429-406-2110-0	32-11
1422-938-0070-0	33- 7	1427 301-0060-0	28-21	1429-406-2130-0	32-14
1422-940-0090-0	33- 9	1427 301-0070-0	28-22	1429-406-2140-0	32-12
1422-940-0040-0	22- 4	1427 301-0080-0	28-23	1429-406-2150-0	32-15
1422-940-0060-0	44-36	1427 313-0030-0	49A-14	1429-411-2000-0	30- 0-1
1422-940-0080-0	33- 2	1427 313-2040-0	49A- 2	1429-411-2100-1	30- 1
1422-948-0010-0	24- 7-2	1427 313-2050-0	49A- 3	1429-922-2000-0	62- 1
1422-948-0010-0	25- 7-2	1427 313-2060-0	49A- 4	1430-012-2000-0	38-13-1
1423-092-2100-0		1427 317-0040-0	34- 7	1430-102-0010-0	40- 7
1423-101-0051-0	19- 7	1427 317-0040-0	35- 7	1430-101-2201-0	21-14
1423-600-0520-0	57-38	1427 332-2110-0	30- 6	1430-101-0010-0	40-17
1423-616-0040-0	53-15	1427 903-0040-0	33- 8	1430-101-0020-0	40-18
1423-616-0040-0	57-35	1427 922-2100-0		1430-101-2000-0	40- 1
1423-621-0050-0	57-39	1427 932-0020-0	45-47	1430-121-0030-0	35-17
1423-621-0060-0	57-41	1427 932-0030-0	21-15	1430-121-0040-0	35-23

Parts No. Pièces No.	Ref No. Réf No.	Parts No. Pièces No.	Ref No. Réf No.	Parts No. Pièces No.	Ref No. Réf No.
1430-121-0052-0	36- 1	1430-310-2301-0	49- 8	2701-101-0520-0	57-34
1430-121-0060-0	36- 7	1430-310-2400-0	49- 9	3560-103-3050-0	30- 7
1430-121-0090-1	36-35	1430-401-0010-0	24- 8	3560-201-0150-0	33-16
1430-121-0110-0	36-36	1430-401-0020-0	24-11	3560-201-0150-0	38-19
1430-121-0120-0	36-23	1430-601-0010-0	22- 5	3560-201-0150-0	53-19
1430-121-0130-0	36-26	1430-602-2000-0	23-10	3737-154-0020-0	53-30
1430-121-2000-0	36-29	1430-604-2000-0	24-21	3737-172-0090-0	55-13
1430-121-2100-0	36-31	1430-604-2000-0	25-27	3737-235-0080-0	38-10
1430-122-0011-0	38-18	1430-604-2200-0	23-27	3741-141-0050-0	40-23
1430-122-2100-0	38- 7	1430-604-2300-0	24-22	3746-261-2050-0	23- 6
1430-122-2200-0	38- 9	1430-604-2300-0	25-28	3746-261-2050-0	25-17
1430-122-2300-0	38- 5	1430-604-2400-0	24-23	3746-261-2050-0	24-20
1430-201-0010-0	42- 4-1	1430-604-2400-0	25-29	3768-164-0060-0	40-26
1430-201-0020-0	42-10-1	1430-605-0010-0	22-43	4106-105-3030-0	36-32
1430-201-0030-0	42-18-1	1430-605-0020-0	23-34	4106-105-3030-0	44-18
1430-201-0040-0	42-19-1	1431-101-0020-0	21- 7	5690-915-0508-0	13-55
1430-201-0050-0	42-22-1	1431-286-2000-0	44-17	6115-639-0080-0	16- 8
1430-201-0060-0	42-23-1	1431-686-2000-0	57- 7	6115-639-0080-0	16-158
1430-201-0070-0	47-15	1431-686-2010-0	57- 8	6181-215-0050-0	18-33
1430 202-0080-0	47-16	1431-686-2100-0	56-17	6509-000-0181-0	6-33
1430 202-0010-0	43- 1-1	1431-686-2120-0	56-18	6509-000-0690-0	7- 8
1430 202-0030-0	43- 9	1431-686-2200-0	56-26	6509-000-0840-0	7-26
1430 202-0040-0	43- 8	1431-686-2220-0	56-27	6509-000-0880-0	10-33-2
1430 203-0050-0	43- 7	1431-686-2230-0	56-28	6509-000-0890-0	10-33
1430 203-0020-0	43-15	1431-686-2240-0	56-29	6509-000-1320-0	6-64
1430 203-0030-0	43-16	1431-686-2250-0	56-30	6509-009-0360-0	1-22
1430 203-0040-0	43-19	1431-686-2260-0	56-31	6509-030-0150-0	13-52-1
1430 203-0050-0	43-20-1	1431-686-2420-0	55- 2-1	6509-300-0450-0	16-181
1430 203-0060-0	43-22-1	1431-940-0080-0	50-40	6509-587-0010-0	6- 7
1430 211-0021-0	44- 1-1	1432-242-0040-0	50-70	6509-605-0190-0	2-11
1430 211-2000-0	36-22	1438-665-2000-1	53- 1	6509-625-0460-0	16-57
1430 307-0010-0	46-16	1438-665-2100-1	53- 2	6509-637-0130-0	10-76
1430 307-0020-0	46-16-1	1438-935-0010-0	22- 6	6509-637-0150-0	11-76
1430 310-0010-0	49- 1	1438-935-0020-0	22- 8	6509-801-0010-0	6-19
1430 310-0020-0	49-18	1438-947-0010-0	24- 6	6511-110-0971-0	1- 1
1430 310-2000-0	49- 6	1438-947-0020-0	25- 6	6511-170-0830-0	1-29
1430 310-2100-0	49- 6-1	1444-514-2900-0	60-15	6511-173-0050-0	1-49
1430 310-2201-0	49- 7	2132-211-0040-0	45- 9	6511-215-0291-0	4- 6

Parts No. Pièces No.	Ref No. Réf No.	Parts No. Pièces No.	Ref No. Réf No.	Parts No. Pièces No.	Ref No. Réf No.
6511-319-0560-0	13-43	6513-743-0210-0	10-91	6515-629-0080-0	16-33
6511-341-0610-0	2-81	6513-721-0280-0	2-93	6515-629-0090-0	16-34
6511-360-3550-0	4- 1	6513-770-0221-0	10-72	6515-629-0100-0	16-35
6511-510-0111-0	6- 1	6514-141-0350-0	11-20	6515-629-0110-0	16-52
6511-540-0110-0	6- 1-1	6514-319-1000-0	11-92	6515-629-0120-0	16-51
6511-560-0110-0	6- 1-2	6515-311-0060-0	12- 2	6515-629-0130-0	16-54
6911-581-0570-0	6- 2	6515-330-0030-0	12- 3	6515-629-0140-0	16-53
6511-760-0521-0	4-36	6515-411-5460-0	12-31	6515-629-0150-0	16-55
6511-777-0040-0	13-41-1	6515-600-6661-0	16- 0-1	6515-629-0160-0	
6512-111-1370-0	6- 3	6515-611-0430-0	16- 5	6515-629-0170-0	
6512-114-1370-0	6- 3-1	6515-612-0050-0	16-59	6515-629-0180-0	
6512-116-1370-0	6- 3-2	6515-612-0060-0	16- 9	6515-629-0190-0	16-55
6512-121-0100-0	6- 4	6515-612-0070-0	16-16	6515-629-0200-0	
6512-124-0100-0	6- 4-1	6515-619-0290-0	16-67	6515-629-0210-0	
6512-126-0100-0	6- 4-2	6515-619-0380-0		6515-632-0040-0	16-21
6512-211-0090-0	6- 6	6515-619-0390-0		6515-634-0040-0	16-24
6512-230-0250-0	6- 8	6515-619-0610-0	16-182	6515-634-0050-0	16-38
6512-235-0060-0	6-11	6515-619-0620-0	16-88	6515-635-0010-0	16-42
6512-251-0620-0	6- 9	6515-619-0630-0	16-93	6515-635-0020-0	16-43
6512-271-0050-0	6-13	6515-619-0670-0	16-147	6515-637-0060-0	16-47
6512-274-0050-0	6-13-1	6515-619-0680-0	16-165	6515-639-0030-0	16-23
6512-276-0050-0	6-13-2	6515-619-0690-0	16-166	6515-639-0010-0	16-41
6512-336-0020-0	6-34	6515-619-0770-0	16- 7	6515-639-0040-0	16-39
6512-371-2180-0	6-60	6515-619-0780-0	16-10	6515-639-0050-0	16-40
6512-511-0230-0	7- 1	6515-619-0780-0	16-109	6515-639-0070-0	16-44
6512-519-0021-0	7- 9	6515-619-0790-0	16-11	6515-641-0070-0	16-22
6512-535-0050-0	7-24	6515-619-0820-0	16-17	6515-644-0110-0	16-25
6512-561-0110-0	7-33	6515-619-0830-0	16-18	6515-721-0280-0	16-145
6512-563-0170-0	7-36	6515-619-0840-0	16-70	6515-722-0060-0	16-132
6512-565-0040-0	7-38	6515-619-0850-0	16-71	6515-725-0510-0	16-100
6512-569-0040-0	1-11	6515-619-0860-0	16-73	6515-725-0520-0	16-108
6512-575-0160-0	7-44	6515-619-0870-0	16-92	6515-725-0530-0	16-113
6513-219-0230-0	8-100	6515-619-0880-0	16-94	6515-725-0540-0	16-114
6513-610-0761-0	10- 1	6515-619-0890-0	16-69	6515-728-0840-0	16-112
6513-620-0050-0	10-11	6515-621-0140-0	16-50	6515-729-0580-0	16-146
6513-631-0050-0	10- 6	6515-622-0070-0	16-30	6515-729-0980-0	16-75
6513-642-0160-0	10-13	6515-629-0060-0	16-31	6515-729-1090-0	16-171
6513-716-0280-0	10-90	6515-629-0070-0	16-32	6515-729-1250-0	16-101

Parts No. Pièces No.	Ref No. Réf No.	Parts No. Pièces No.	Ref No. Réf No.	Parts No. Pièces No.	Ref No. Réf No.
6515-729-1260-0	16-102	6581-129-0220-0	17-107	6901-950-5050-0	12-56
6515-729-1270-0	16-103	6581-129-0230-0	17-111	6901-960-8300-0	11-52-1
6515-729-1280-0	16-104	6581-129-0240-0	17-24	6901-960-8350-0	11-52
6515-729-1290-0	16-115	6581-200-2730-0	15- 2	6901-970-8300-0	13-36
6515-729-1300-0	16-124	6581-200-2730-0	18- 0-1	6901-970-8400-0	3-17
6515-729-1310-0	16-125	6581-219-0050-0	18-27	6902-040-8250-0	5-14
6515-729-1320-0	16-126	6581-219-0060-0	18-41	6902-050-5220-0	12-55
6515-729-1340-0	16-130	6582-410-0121-0	15- 7	6902-050-6350-0	10-59
6515-729-1350-0		6582-450-0140-0	15-30	6902-050-8120-0	5-26
6515-729-1360-0		6585-885-3520-0	4-44	6902-050-8140-0	9- 6
6515-729-1370-0		6585-885-3550-0	8-102	6902-060-8220-0	4-42
6515-729-1380-0		6585-885-3670-0	-50	6902-050-8250-0	5-41
6515-729-1390-0		6587-810-0410-0	10-107	6903-090-8160-0	10-18
6515-729-1400-0		6900-090-6670-0	3-63	6904-100-8480-0	11- 3
6515-729-1410-0		6900-097-0110-0	8-32	6904-110-8200-0	3-16
6515-729-1420-0	16-131	6901-046-0550-0	10-33-1	6904-110-8220-0	2-33
6515-729-1430-0	16-135	6901-050-8500-0	7-64	6904-110-8300-0	11-21
6515-729-1440-0	16-138	6901-050-8750-0	3-24	6908-000-7180-0	7- 7
6515-729-1460-0	16-140	6901-055-8500-0	5-14-1	6908-030-7160-0	6-36
6515-729-1470-0		6901-055-8550-0	3-17-1	6908-151-0300-0	2-31
6515-729-1480-0		6901-055-8550-0	13-51	6908-161-0320-0	2-37
6515-729-1490-0		6901-055-8700-0	13-52	6908-151-2220-0	4- 5
6515-729-1500-0	16-144	6901-065-8800-0	4-42-1	6908-151-2220-0	6-17
6515-729-1510-0	16-150	6901-656-2400-0	13-34	6909-110-4080-0	16-89
6515-729-1520-0	16-152	6901-900-2270-0	2-32	6909-110-5080-0	3-23
6515-729-1530-0	16-153	6901-900-6120-0	3- 4	6909-110-5080-0	7-67
6515-729-1540-0	16-167	6901-900-6140-0	16-60	6909-110-5080-0	11-77
6515-729-1550-0	16-168	6901-900-8220-0	10-92	6909-110-5080-0	13-40
6515-729-1570-0	16-174	6901-900-8350-0	8-101-1	6909-110-5080-0	13-52-2
6515-729-1580-0	16-176	6901-900-8450-0	8-101	6909-110-5100-0	2-87
6515-729-1610-0	16-155	6901-910-6160-0	4-29	6909-111-5080-0	7-54
6515-729-1620-0	16-171-1	6901-910-8160-0	7-12	6909-120-4120-0	13-31
6515-729-1630-0	16-120	6901-910-8180-0	3-42	6909-150-5060-0	10-61
6519-751-0280-0	16-180	6901-910-8200-0	13-37	6909-150-5060-0	16-95
6581-115-0120-0	18-25	6901-910-8280-0	10-77	6909-150-50 0-0	4-43
6581-128-0260-0	17- 8	6901-911-0200-0	2-84-2	6909-150-5080-0	9- 7
6581-128-0280-0	17-18	6901-911-0250-0	2-84	6909-150-5080-0	-19
6581-129-0210-0	17-77	6901-931-2300-0	2-84-1	6909-150-5080-0	5-15

Parts No. Pièces No.	Ref No. Réf No.	Parts No. Pièces No.	Ref No. Réf No.	Parts No. Pièces No.	Ref No. Réf No.
6909-150-5080-0	5-27	6909-915-6441-0	10-94	6911-711-0660-0	1- 8
6909-150-5080-0	10- 8	6909-920-5250-0	8-29	6911-711-1130-0	1- 9
6909-150-5080-0	11-78	6909-920-6510-0	4- 4	6911-715-0540-0	1- 7
6909-150-5080-0	13-53	6909-920-6090-0	4-37	6911-721-1590-0	1- 9-1
6909-150-5080-0	16-134	6909-920-8410-0	8-24	6911-750-6020-0	1-30
6909-150-5100-0	2-88	6909-920-8430-0	1- 6	6911-777-1521-0	13-41
6909-150-5100-0	10-34	6909-920-9000-0	9- 4	6912-320-6081-0	6-14
6909-150-5120-0	13-14	6909-924-4480-0	3- 9	6912-333-0361-0	6-27
6909-150-5120-0	13-30	6909-924-4490-0	2-78	6912-330-6420-0	6-25
6909-150-8750-0	3-25	6909-940-5820-0	9-33	6912-362-0390-0	6-38
6909-160-6080-0	16-87	6909-940-6070-0	7-59	6912-521-0420-0	6-37
6909-164-5080-0	5-16	6909-942-6000-0	11-79	6912-522-8010-0	7- 6
6909-164-5080-0	7-66	6911-129-0060-0	1- 3	6912-523-0800-0	7-22
6909-164-5080-0	7-68	6911-129-0060-0	2- 6-3	6912-525-8010-0	3-61
6909-164-5080-0	11-81	6911-129-0810-0	1- 3-1	6912-531-0240-0	7-21
6909-164-7080-0	13-38	6911-129-0820-0	1- 3-2	6912-533-8010-0	3-62
6909-180-0190-0	7-61	6911-129-0830-0	1- 3-3	6912-551-8020-0	7-31
6909-201-3180-0	2- 9	6911-141-6410-0	1-21	6912-552-8010-0	7-32
6909-201-3280-0	2-10	6911-150-1870-0	1-14	6912-571-8010-0	7-43
6909-201-3450-0	2-10-1	6911-175-0110-0	1-35	6912-611-3470-0	7-51
6909-201-3560-0	2-12	6911-179-0300-0	1-32	6912-611-3490-0	7-51-1
6909-202-3080-0	1- 5	6911-179-1050-0	1-31	6912-616-0230-0	7-53
6909-571-3160-0	10-81	6911-217-8032-0	2- 1	6912-621-1260-0	7-56
6909-571-4080-0	12-33	6911-219-0050-0	2- 6-1	6912-626-0050-0	7-57
6909-600-0820-0	4-42-3	6911-219-0060-0	2- 6-2	6912-628-0930-0	7-58
6909-602-0700-0	4-42-2	6911-219-1950-0	2- 6	6913-100-6150-0	5- 1
6909-661-0050-0	10-79	6911-258-1080-0	2-99	6913-113-0860-0	5-13
6909-662-0120-0	4- 3	6911-311-0111-0	2-29	6913-120-6010-0	5- 9
6909-664-0340-0	1-10	6911-311-8060-0	2-28	6913-128-0790-0	5- 7
6909-664-0340-0	2- 8	6911-311-8071-0	3- 1	6913-129-0170-0	5-11
6909-713-0570-0	12-27	6911-312-0460-0	3- 8	6913-141-6041-0	5-23
6909-802-5910-0	2- 2	6911-312-8030-0	3-14	6913-143-6030-0	5-22
6909-814-0141-0	10- 7	6911-321-1370-0	3- 2	6913-160-0680-0	8-28
6909-830-2120-0	1-34	6911-322-0660-0	3- 3	6913-160-0810-0	8- 6
6909-860-5220-0	1- 4	6911-322-0830-0	3-22	6913-201-8121-0	8- 1
6909-878-0840-0	5- 8	6911-327-0450-0	3-12	6913-240-8040-0	8- 2
6909-902-2990-0	2-36	6911-367-8010-0	4-17	6913-263-0110-0	8-34
6909-906-1051-0	9- 3	6911-681-0100-0	7-11	6913-312-3250-0	9- 1

Parts No. Pieces No.	Ref No. Ref No.	Parts No. Pieces No.	Ref No. Ref No.	Parts No. Pieces No.	Ref No. Ref No.
6913-312-3380-0	9- 2	6982-115-4330-0	17-66	7963-613-2000-0	60-26
6913-612-0530-0	10-16	6982-116-1200-0	17-85	7963-613-2101-0	60-23
6913-613-6070-0	10-17	6982-116-1490-0	17-30	7963-613-2200-0	60-29
6913-614-0430-0	10-31	6982-123-1040-0	17- 6	7963-613-2301-0	60-30
6913-621-0760-0	10-12	6982-123-2040-0	17-55	7963-617-2100-0	60-37
6913-639-0010-0	10- 9	6982-126-1070-0	17-50		
6913-641-6090-0	10-50	6982-126-1080-0	17-52		
6913-660-6541-0	10-54	6982-150-5030-0	17-80		
6913-671-8090-0	10-64	6982-155-3070-0	17-104		
6913-675-2120-0	10-41	6982-215-9260-0	18-31		
6913-713-0641-0	10-71	6982-223-1090-0	18- 5		
6913-721-1321-0	10-93	6982-231-1090-0	18-20		
6914-112-8160-0	11- 1	6982-231-3070-0	18-51		
6914-146-0880-0	11-46	6982-233-2080-0	18-75		
6914-320-6521-0	11-66	6982-235-0600-0	18-90		
6914-334-6130-0	11-104	6982-250-1130-0	15- 4		
6993-440-6120-0	11-91	6982-511-9780-0	15-12		
6995-315-0260-0	12- 7	6982-530-1100-0	15-14		
6995-315-0270-0	12- 6	6989-136-4230-0	10-51		
6995-315-0280-0	12- 8	6992-051-2250-0	13-13		
6995-315-0740-0	12- 9	7956-205-0160-0	45- 6		
6995-419-0720-0	12-19	7957-405-0030-0	60- 7		
6995-412-8780-0	12-15	7963-201-0030-0	27- 2		
6995-412-8790-0	12-16	7963-603-0010-0	60-16		
6999-711-8030-0	13-11	7963-603-0010-0	61- 6		
6999-732-0740-0	15-23	7963-611-0010-0	60- 9		
6981-315-0620-0	16-76	7963-611-0020-0	60-21		
6981-315-2140-0	16-159	7963-611-0030-0	60- 6		
6982-100-6081-0	15- 1	7963-611-2100-0	60- 8		
6982-110-6081-0	17- 0-1	7963-611-2200-0	60-12		
6982-111-2980-0	17-23	7963-611-2300-0	60-19		
6982-111-3840-0	17-65	7963-611-2400-0	60-20		
6982-111-6540-0	17-37	7963-613-0010-0	60-34		
6982-111-7310-0	17-35	7963-613-0020-0	60-31		
6989-112-9110-0	2-54	7963-613-0030-0	60-32		
6982-113-9010-0	17-31	7963-613-0040-0	60-27		
6982-115-3620-0	17-105	7963-613-0050-0	60-24		
6982-115-4330-0	17-32	V302-260-0160-0	60-22		

< 2

(2