


For the use of ISEKI EUROPE

N.V. ISEKI EUROPE S.A.
Sterrebeekstraat 179
B-1930 Zaventem - Belg



PARTS CATALOGUE
ISEKI TRACTOR

TS 3510



1400-098-0100-0

TS

ISEKI & CO., LTD.

Foreign Affairs Division
3-6, Kojicho, Chiyoda-ku, Tokyo, 102, Japan
Telex: 232-2752, 232-2753
Cable address: ISEKIRICE TOKYO
Phone: 03-238 5245 5258

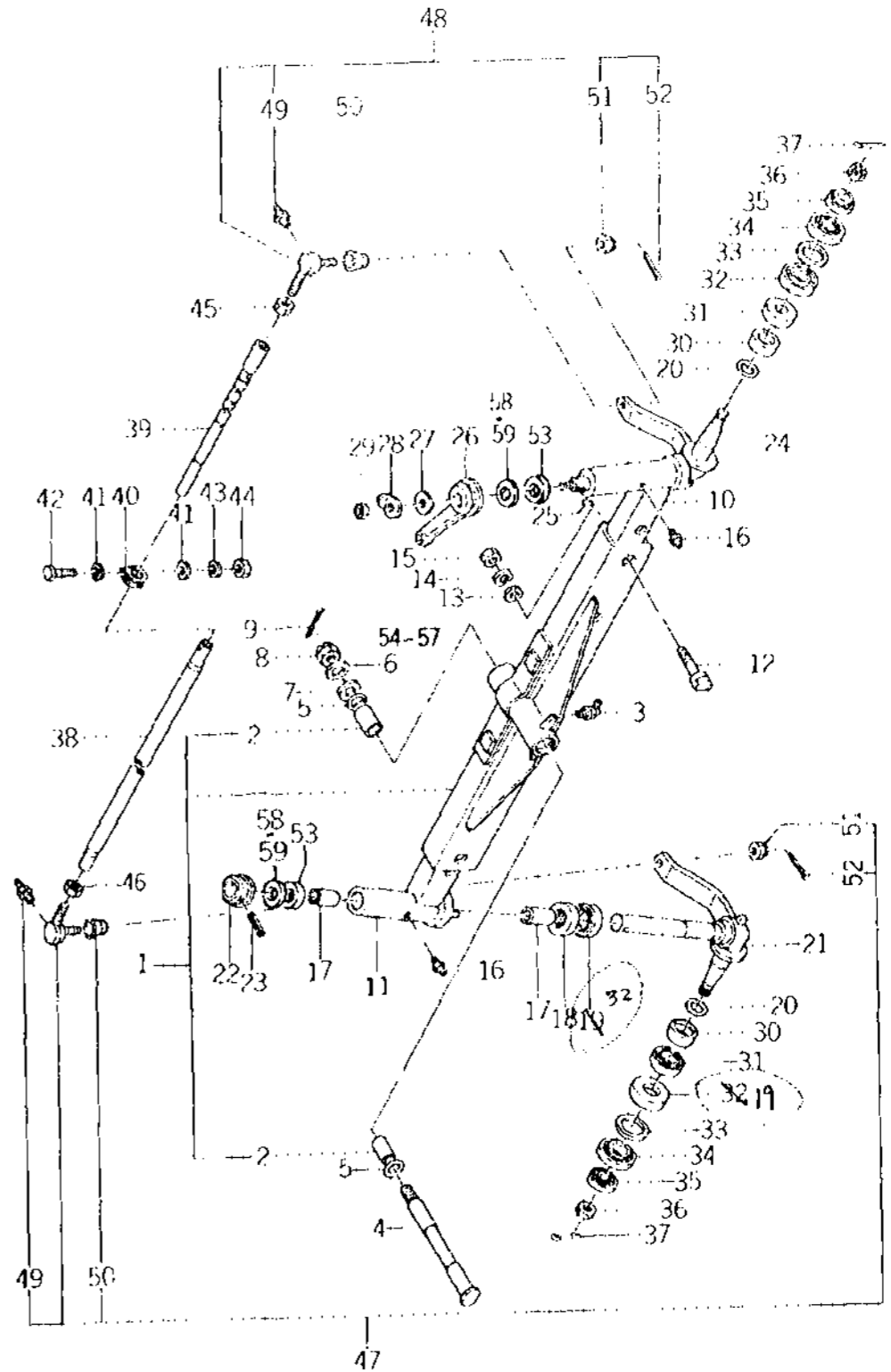
1400-098-0100-0

Made in Japan June 1980


MY. 今西

Fig.29 FRONT AXLE (S, D TYPE)

Essieu avant



1900-098-0100
 部品 2. K が入れかわる部分 ① 19番 → 32
 32番 → 19 に交換して下さい
 440-10-111-340



June 1980

IMPORTANT NOTICE

1. Newly edited parts list for "EXPORT" only.
2. Use correct model of parts list when placing order.

Model TS3510E is only for "HOME" use only,
with difference of decal and with P. T. O. step of 4 for "HOME"
model and 2 for "EXPORT".

Parts No.	Applicable model
TS3510...1400-098-0100-0	TS3510S-E21, E23, E41, E43 TS3510D-E21, E23, E41, E43 TS3510DC-E21, E23, E41, E43
TS3510...1400-099-0021-0 (Issued Feb. 1977)	TS3510E TS3510DE TS3510UE TS3510DUE TS3510LDE TS3510LDUE

HOW TO USE THIS PARTS CATALOGUE

CATALOGUE CONSTRUCTION

Ref. No. Ref. N°	Parts No. Pieces N°	Description Designation	Q'ty Quant.	Remarks Remarques
A	B	C	D	E

- A. Ref. No. : It is a reference number to find parts in the drawings.
- B. Parts No. : Every part has its own 12-digit code number with which it is computer-controlled.
Parts which have "V" at their code numbers' head are purchasable in the market.
- C. Description: Names, sizes, functions and other meanings of parts are found in this column.
"LH" and "RH" of parts are given by facing to the tractor-moving-forward direction or looking at them mounted on the tractor.
Components of an assembled part (ASS'Y or SET) are listed set in from ASS'Y or SET name and headed with ". " as in the following example:

(Example)

JOINT (A) ASS'Y		
. YOKE (A), SPLINE		Components of JOINT (A) ASS'Y
. JOINT, CROSS		
. YOKE (B), SPLINE		
. RING, SNAP/C TYPE 20		

Abbreviations which are used in this column are explained in Table page 2

- D. Q'ty: This column specifies the quantity of a part required for one tractor. "AR" is the abbreviation of "AS REQUIRED".

E. Remarks: Additional notices are said here if any.

Explanation of symbols:

"★" shows parts made to order.

"△" shows parts not sold as a single part.

REQUESTS ON ORDERING PARTS:

Code No., Part Name, and Quantity should be typed clearly and correctly on your order sheet without fail.
Especially wrong code numbers which are computer-controlled may result in wrong delivery of parts.

ABBREVIATIONS

ABBREVIATION	ORIGINAL WORDS	ABBREVIATIONS	ORIGINAL WORDS
ACCEL	ACCELERATOR	NO	NUMBER
ADJ	ADJUST*, ADJUSTING	NR	NEEDLE ROLLER
ASSY	ASSEMBLY	OS	OVER SIZE
BKT	BRACKET	P	PITCH
CONN	CONNECTING	PKG	PACKING
CRANK	CRANKSHAFT	PL	PLAIN
CYL	CYLINDER	PRESS	PRESSURE
DEL	DELIVERY	PTO	POWER TAKE OFF
DIFF	DIFFERENTIAL	R	REAR
EXH	EXHAUST	RB	RADIAL BALL
F	FRONT	RH	RIGHT HAND
HI	HIGH	SP	SPRING
HYD	HYDRAULIC	ST	STRAIGHT
I	INNER	STD	STANDARD
INJ	INJECTION	T	TEETH
LH	LEFT HAND	TB	THRUST BALL
LW	LOWER	US	UNDER SIZE
MANF	MANIFOLD	UP	UPPER
MAX	MAXIMUM	W:	WITH
MECH	MECHANICAL	3P	THREE POINT
MIN	MINIMUM		

COMMENT LIRE LE CATALOGUE

AGENCEMENT DU CATALOGUE

Ref. No. Ref. N°	Parts No. Pièces N°	Description Designation	Q'ty Quant.	Remarks Remarques
A	B	C	D	E

A. Réf. N° : C'est un numéro de référence pour trouver les pièces dans les plans.

B. Pièces N° : Chaque pièce possède son propre numéro de code à 12 chiffres avec lequel elle peut être contrôlée par ordinateur.
Les pièces comportant un "V" dans leur numéro de code en tête sont procurable sur le marché.

C. Désignation: La désignation, les dimensions, les fonctions et autres renseignements sur la pièces sont indiqués dans cette colonne.
Quand les côtés "Gauche" et "Droit" des pièces sont spécifiés, on doit alors regarder dans la direction d'avancement en avant du tracteur ou bien en étant monté sur le tracteur.
Les pièces constituantes d'un ensemble (ENSEMBLE ou JEU) sont énumérées sous la désignation de l'ENSEMBLE ou du JEU en question et précédés d'un " . " comme dans l'exemple suivant:

(Exemple):

ENSEMBLE ROUE DROITE

- . JANTE 350B x 100C
 - . PNEU 400-10
 - . CHAMBRE A AIR 400-10
- } Pieces
composantes
de l'ENSEMBLE
de ROUE DROITE

Les abréviations utilisées dans cette colonne sont expliquées dans le tableau à la page 2

D. Quant.: Cette colonne spécifie les quantités d'une pièce requise pour chaque section donné.
"AR" est une abréviation signifiant "SUIVANT LES BESOINS".

E. Remarques: On trouvera ici des observations utiles s'il y a lieu.

Explications des symboles:

- "★" indique des pièces fabriquées sur commande.
- "^" indique des pièces qui ne sont pas vendues séparément.

INDICATIONS POUR LA COMMANDE DES PIÈCES:

Le N° de code, la désignation de la pièce, et la quantité voulue, devront être indiqués clairement à la machine à écrire sans erreur ou omission sur la feuille de commande.

On notera en particulier que des numéros de code erronés enregistrés à la commande par ordinateur risquent d'entraîner des erreurs à la fourniture des pièces.

CONTENTS

ENGINE	Page
Fig. 1	CYLINDER HEAD AND OTHER PARTS 1 <i>Culasse</i>
Fig. 2	CYLINDER BODY AND OTHER PARTS 3 <i>Bloc-cylindres</i>
Fig. 3	TIMING GEAR CASE AND OTHER PARTS 5 <i>Carter de distribution</i>
Fig. 4	OIL PAN, CRANK CASE AND OTHER PARTS 7 <i>Carter d'huile & carter moteur</i>
Fig. 5	OIL PUMP AND FIXING PARTS 9 <i>Pompe a huile</i>
Fig. 6	CRANK SHAFT, PISTON, CONN ROD AND FLYWHEEL 11 <i>Vilebrequin</i>
Fig. 7	VALVE MECHANISM 13 <i>Distribution</i>
Fig. 8	OIL FILTER, FUEL FILTER AND FIXING PARTS 15 <i>Filtre a huile & filtre a combustible</i>
Fig. 9	OIL PIPE AND OTHER PARTS 17 <i>Pipe</i>
Fig. 10	COOLING SYSTEM 19 <i>Pompe a eau</i>
Fig. 11	AIR INTAKE AND EXHAUST SYSTEM 21 <i>Pipe d'admission & echappment</i>
Fig. 12	FUEL SYSTEM 23 <i>Systeme d'alimentation</i>
Fig. 13	ENGINE FOOT, HANGER AND FIXING PARTS 25 <i>Support & crochet</i>
Fig. 14	INJECTION PUMP AND OTHER PARTS 27 <i>Pompe d'injection</i>
Fig. 15	ELECTRICAL PARTS 29 <i>Equipment electrique</i>
Fig. 16	ENGINE ACCESSORY PARTS 31 <i>Indicateur de vitesse</i>
Fig. 17	INJECTION PUMP; PROPER 33 <i>Pompe d'injection</i>

	Page
Fig. 18 GOVERNOR (MECHANICAL); INJECTION PUMP	37
Regulateur	
Fig. 19 FEED PUMP; INJECTION PUMP	41
Pompe a main	
Fig. 20 STARTER	43
Demarreur	
Fig. 21 GENERATOR	45
Dynamo	
CHASSIS	
Fig. 22 RADIATOR	49
Radiateur	
Fig. 23 INTAKE SYSTEM	51
Filtre a air	
Fig. 24 EXHAUST AND INTAKE SYSTEM	53
Silencieux et tuyau d'echappement	
Fig. 25 BONNET	55
Carenage	
Fig. 26 FRAME AND FAN COVER	59
Chassis	
Fig. 27 AXLE BRACKET AND BALANCE WEIGHT (S, D TYPE)	63
Support d'essieu	
Fig. 29 FRONT AXLE (S, D TYPE)	65
Essieu avant	
Fig. 30 FRONT WHEEL	69
Jante avant	
Fig. 35 STEERING WHEEL (S, D TYPE)	71
Direction	
Fig. 36 STEERING WHEEL (DU TYPE)	73
Direction	
Fig. 37 METER PANEL	75
Tableau de bord	
Fig. 38 CLUTCH HOUSING (S TYPE)	77
Embrayage	
Fig. 40 CLUTCH HOUSING (D, DU TYPE)	79
Embrayage	

		Page
Fig. 44	CLUTCH PEDAL Pedale d'embrayage	83
Fig. 45	FUEL TANK Reservoir	87
Fig. 46	THROTTLE SYSTEM Accelérateur	89
Fig. 47	TRANSMISSION CASE Voite de vitesses	91
Fig. 48	TRANSMISSION GEAR (S TYPE) Arbres et demultiplicateur	95
Fig. 49	TRANSMISSION GEAR (D, DU TYPE) Arbres et demultiplicateur	99
Fig. 50	POWER TAKE OFF Arbre de prise de force	103
Fig. 51	GEAR SHIFT Mechanisme de changement	107
Fig. 52	REAR AXLE HOUSING Carter de pont arriere	111
Fig. 53	DIFFERENTIAL GEAR Commande et blocage du differentiel	113
Fig. 54	STEP AND BRAKE SYSTEM (S, D TYPE) Pedales de freins	115
Fig. 56	BRAKE (E41, E43 TYPE) Frein	119
Fig. 56A	BRAKE (E21, E23 TYPE) Frein	121
Fig. 57	HYDRAULIC SYSTEM (S, D TYPE) Mecanisme de relevage hydraulique	123
Fig. 58	HYDRAULIC SYSTEM (DU TYPE) Mecanisme de relevage hydraulique	125
Fig. 59	HYDRAULIC LIFT ARM Relevage bras	127
Fig. 60	HYDRAULIC PIPING (S, D TYPE) Hydraulique tuyautage	131
Fig. 61	HYDRAULIC PIPING (DU TYPE) Hydraulique tuyautage	133
Fig. 62	FENDER Aile	135

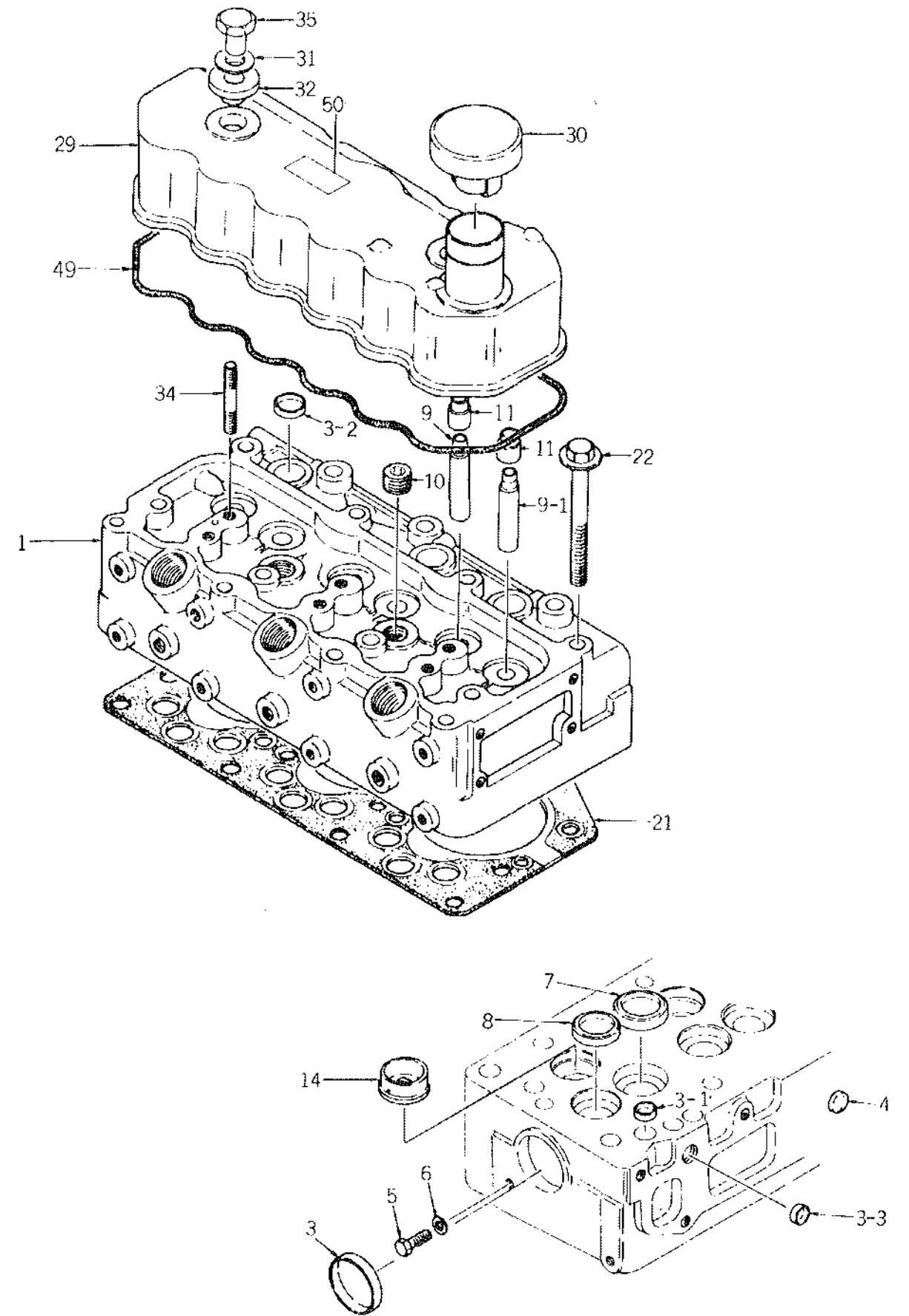
	Page
Fig. 63 REAR WHEEL	139
Jante arriere	
Fig. 64 ELECTRICAL SYSTEM (1)	141
Equipement electrique	
Fig. 65 ELECTRICAL SYSTEM (2)	143
Equipement electrique	
Fig. 66 ELECTRICAL SYSTEM (3)	147
Equipement electrique	
Fig. 67 WIRING DIAGRAM	151
Cablage diagramme	
Fig. 68 BATTERY SYSTEM	153
Batterie	
Fig. 69 THREE POINT SYSTEM	155
Attelage trois point	
Fig. 70 ACCESSORIES AND TOOLS	159
Outils	
Fig. 71 WEIGHT	161
Contrepoids	
Fig. 72 STEERING GEAR BOX (MECHANICAL)	163
Boitier de direction	
Fig. 73 STEERING GEAR BOX (POWER)	165
Boitier de direction	
Fig. 74 CONTROL VALVE	169
Soupape de controle	

ENGINE
Moteur

3ABIB-02



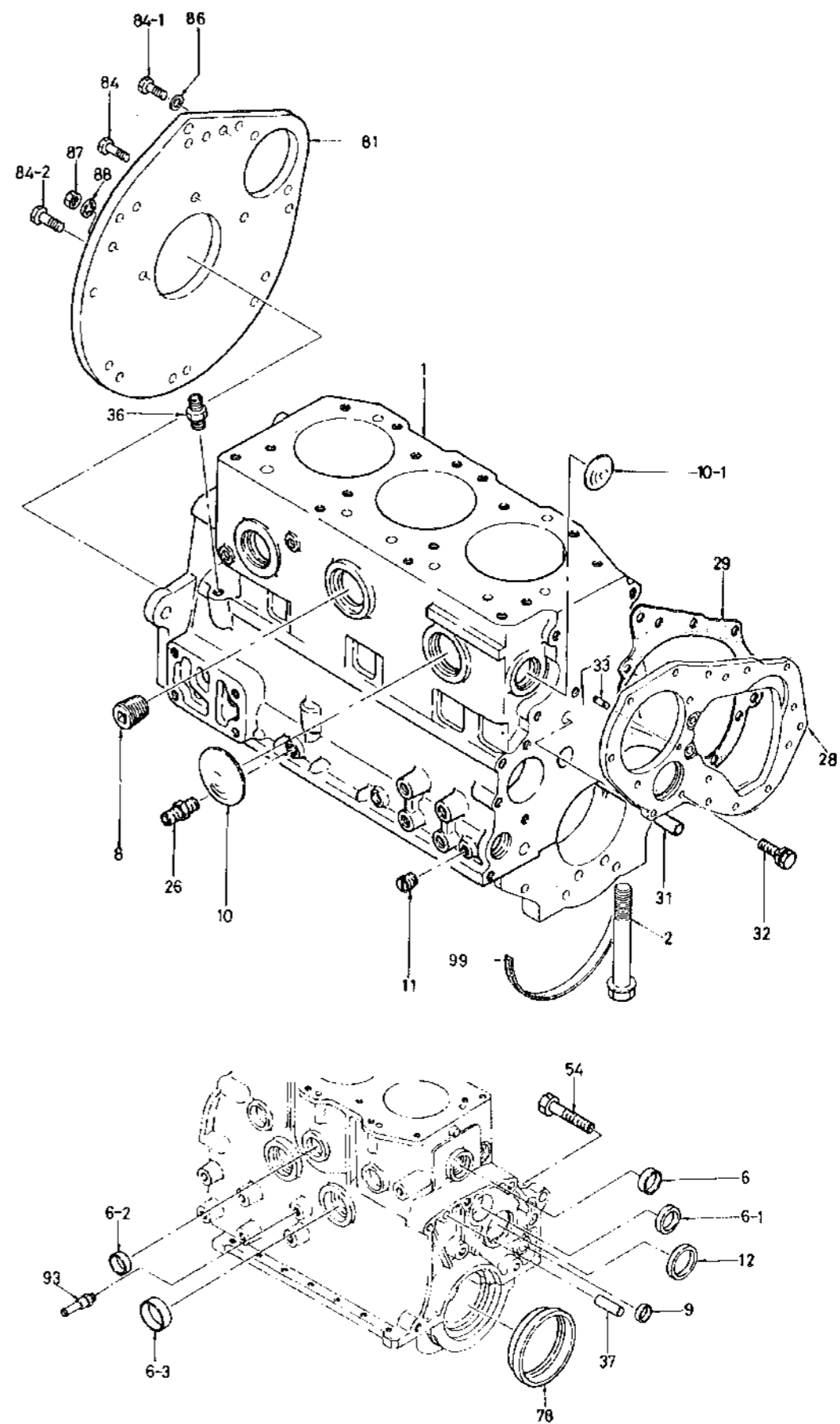
Fig. 1 CYLINDER HEAD AND OTHER PARTS
Culasse



Ref.No. Réf.Nº.	Parts No. Pièces Nº.	Description Désignation	Q'ty Quant	Remarks Remarques
1- 1	5681-111-0099-0	HEAD, CYL ASSY Cylasse	1	511110-0990
1- 3	5691-112-9006-0	CAP, SEALING/44.5 Pastille	1	911129-0060
1- 3-1	5691-112-9081-0	CAP, SEALING/16 Pastille	3	911129-0810
1- 3-2	5691-112-9082-0	CAP, SEALING/18 Pastille	3	911129-0820
1- 3-3	5691-112-9083-0	CAP, SEALING/12 Pastille	3	911129-0830
1- 4	5690-986-0522-0	PLUG, PLATE Boucheau	3	909860-5220
1- 5	5690-920-2308-0	PLUG, SCREW Poisneau	1	909202-3080
1- 6	5690-992-0843-0	PACKING, PLUG Joint	1	909920-8430
1- 7	5691-171-5054-0	INSERT, VALVE SEAT INLET Insertion	3	911715-0540
1- 8	5690-171-1066-0	INSERT, VALVE SEAT EXH Insertion	3	911711-0660
1- 9	5691-172-1113-0	GUIDE, INLET VALVE Guide soupape	3	911721-1130
1- 9-1	5691-172-1159-0	GUIDE, EXH. VALVE Guide soupape	3	911721-1590
1-10	5690-966-4034-0	PLUG Boucheau	2	909664-0340
1-11	5681-256-9004-0	SEAL, VALVE Joint	6	512569-0040
1-14	5691-115-0801-0	PLUG, HOT ASSY Boisje à incendescence	3	911150-8010
1-21	5691-114-5624-0	GASKET, CYL HEAD Joint de culasse	1	911145-6240
1-22	5690-980-2514-0	BOLT Vis	15	909802-5140
1-29	5681-117-0142-1	COVER, CYL HEAD ASSY Cache culbuteurs	1	511170-1421
1-30	5691-175-0043-0	CAP, OIL FILLER ASSY Bouchon	1	911750-0430
1-31	5691-117-9105-0	WASHER Rondelle	2	911179-1050
1-32	5691-117-9030-0	PACKING, HEAD COVER NUT Joint	2	911179-0300
1-34	5690-983-0212-0	STUD, HEAD COVER Goujon	2	909830-2120
1-35	5691-117-5011-0	NUT, HEAD COVER Ecrrou	2	911175-0110
1-49	5691-117-3137-0	PACKING, HEAD COVER Joint	1	911173-1370
1-50	5688-688-5376-0	MARK, CAUTION Étiquette	1	565885-3760

Fig.2 CYLINDER BODY AND OTHER PARTS

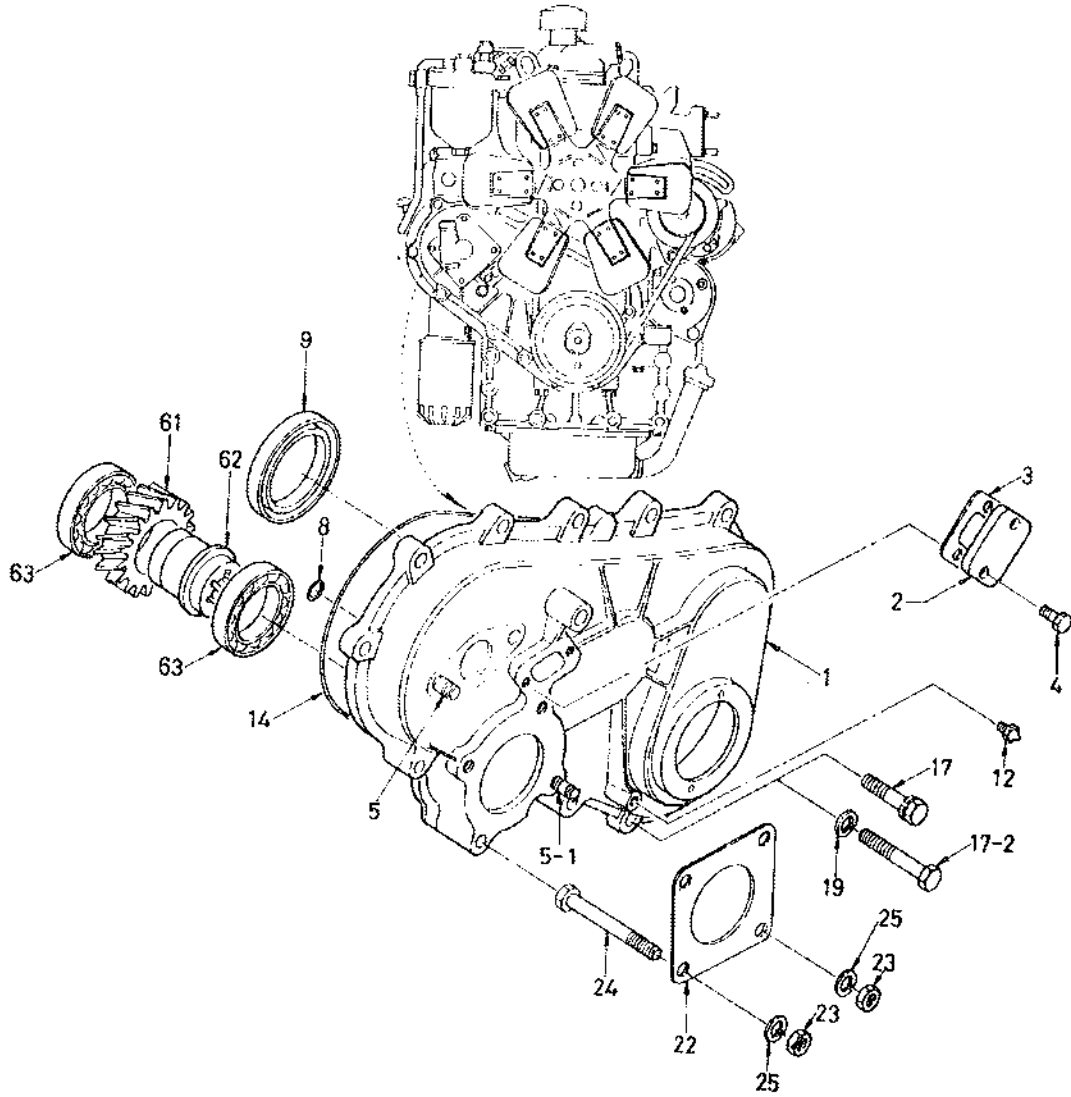
Bloc-cylindres



Ref.No. Réf.Nº.	Parts No. Pièces Nº.	Description Désignation	Q'ty Quant	Remarks Remarques
2- 1	5691-121-7616-1	BODY, CYL ASSY Carter	1	911217-6161
2- 2	5690-980-2591-0	BOLT, BEARING CAP Vis	8	909802-2910
2- 6	5691-121-9195-0	CAP, SEALING/36 Pastille	1	911219-1950
2- 6-1	5691-121-9005-0	CAP, SEALING/38.1 Pastille	1	911219-0050
2- 6-2	5691-121-9006-0	CAP, SEALING/31.75 Pastille	3	911219-0060
2- 6-3	5691-112-9006-0	CAP, SEALING/45 Pastille	2	911129-0060
2- 8	5690-966-4034-0	PLUG, TAPPET CHAMBER Boisseau	3	909664-0340
2- 9	5690-920-1318-0	PLUG, OIL GALLERY Boisseau	2	909201-3180
2-10	5690-920-1328-0	PLUG, TAPPET CHAMBER Boisseau	2	909201-3280
2-10-1	5690-920-1345-0	PLUG, TAPPET CHAMBER Boisseau	3	909201-3450
2-11	5690-986-4015-0	PLUG, OIL GALLERY Boisseau	2	909864-0150
2-12	5690-920-1056-0	PLUG, CAM BEARING Boisseau	1	909201-0560
2-26	5690-922-0605-0	NIPPLE Raccord	1	909220-6050
2-28	5691-131-1806-0	PLATE, F CYL BODY Plaque hv.	1	911311-8060
2-29	5681-131-2011-0	PACKING, PLATE TO CYL BODY Joint	1	511312-0110
2-31	5690-815-1030-0	PIN, STRAIGHT Goupille	2	908151-0300
2-32	5690-190-0822-0	BOLT, SEMS Vis	3	901900-8220
2-33	5690-411-0822-0	STUD, INJ PUMP Goujon	1	904110-8220
2-36	5690-990-2299-0	NIPPLE, ROCKER OIL FEED Raccord	1	909902-2990
2-37	5690-816-1032-0	PIN, STRAIGHT Goupille	1	908161-0320
2-54	5690-960-6535-0	BOLT, REAMER/L - 43 Vis	1	909606-5350
2-78	5690-962-5036-0 5690-992-4449-0	SEAL, CRANK R. Joint	1	909924-4490 <i>Info 82. cc (216)</i>
2-81	5691-134-1809-0	PLATE, R. Plaque ar.	1	911341-8090
2-84	5690-980-0684-0	BOLT/L - 25 Vis	3	909800-6840
2-84-1	5690-191-1030-0	BOLT, SEMS Vis	3	901911-0300
2-84-2	5690-193-1235-0	BOLT, SEMS Vis	2	901931-2350
2-86	5690-915-0510-0	WASHER, SP Rondelle frein	3	909150-0510
2-87	5690-911-0510-0	NUT, REAMER BOLT Erou	1	909110-5100
2-88	5690-915-0510-0	WASHER, SP/M10 Rondelle frein	1	909150-5100
2-93	5681-372-1028-0	PIPE, WATER DRAIN Conduit	1	513721-0280
2-99	5691-125-8108-0	PACKING Joint	2	911258-1080

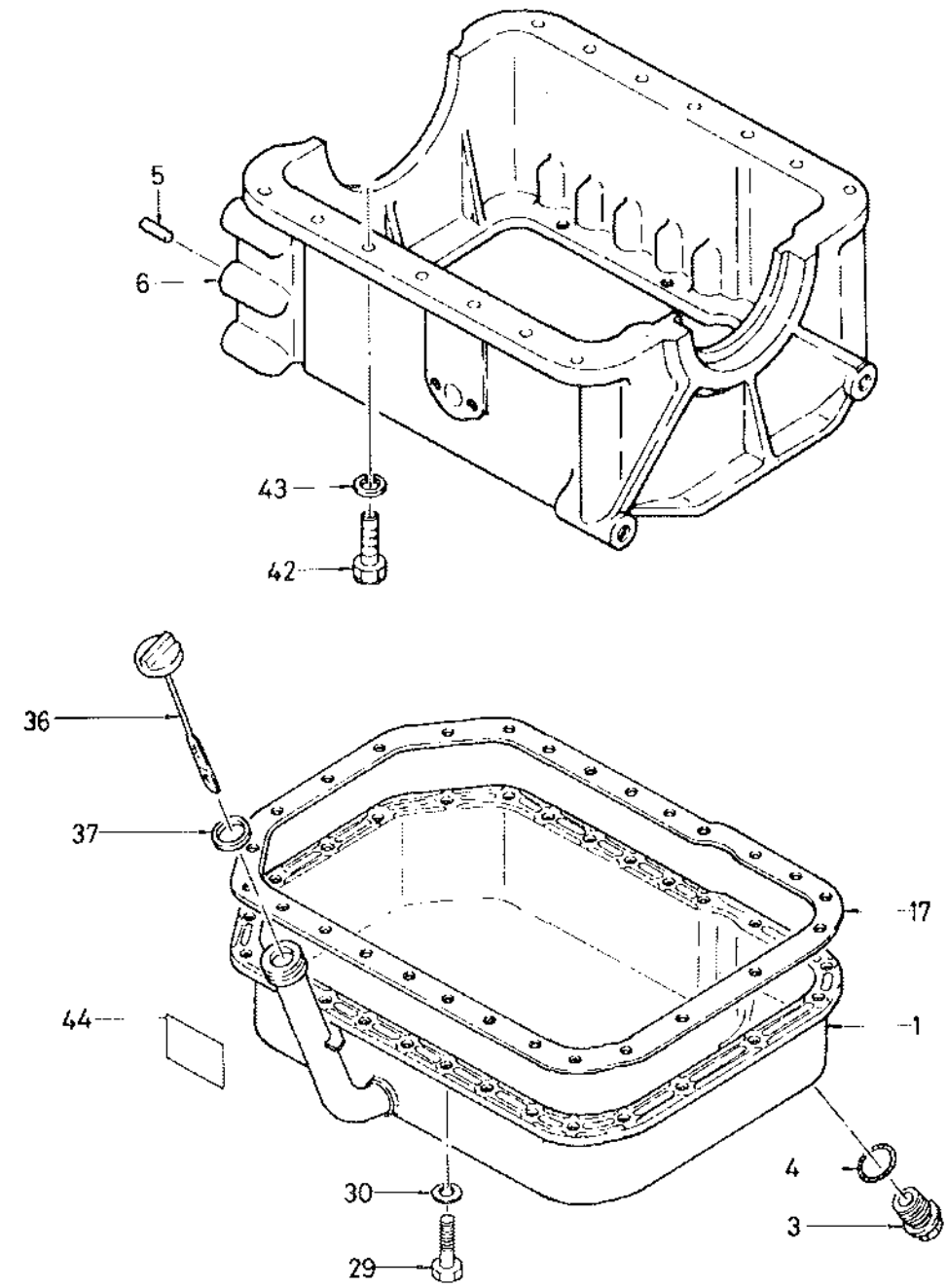
Fig.3 TIMING GEAR CASE AND OTHER PARTS

Carter de distribution



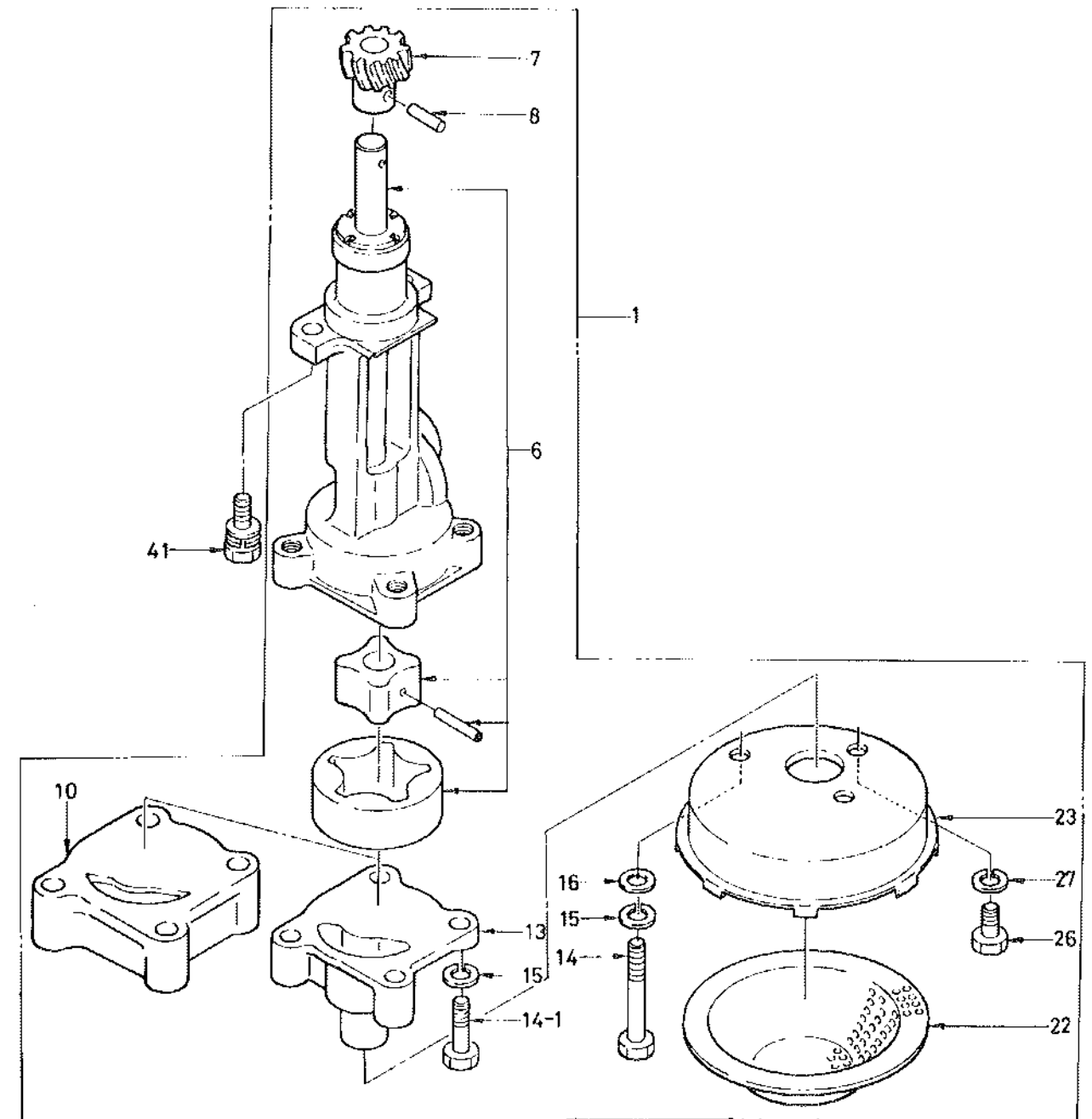
Ref.No. Réf.Nº.	Parts No. Pièces Nº.	Description Désignation	Q'ty Quant	Remarks Remarques
3- 1	5681-131-1024-0	CASE, TIMING GEAR Carter de distribution	1	511311-0240
3- 2	5691-132-1137-0	COVER, GEAR CASE Couvercle	1	911321-1370
3- 3	5691-132-2066-0	PACKING Joint	1	911322-0660
3- 4	5690-190-0612-0	BOLT, SEMS Vis	2	901900-6120
3- 5	5690-411-0840-0	STUD, TACHOMETER/M8 x 40 Goujon	1	904110-8400
	5690-411-0820-0	STUD, TACHOMETER/M8 x 20 Goujon	1	904110-8200
3- 5-1	5690-411-0820-0	STUD, OIL PUMP/M8 x 20 Goujon	3	904110-8200
3- 8	5691-131-2046-0	PACKING Joint	1	911312-0460
K3- 9	5690-992-4448-0 5690-992-5019-0	SEAL, OIL Bague d'étanchéité	1	909924-4480 chassis n° 7000205 Info 62-08 (2/6)
3-12	5691-132-7045-0	POINTER, TIMING GEAR Pointe	1	911327-0450
3-14	5691-131-2803-0	PACKING Joint	1	911312-8030
3-17-1	5690-191-0840-0	BOLT, SEMS Vis	7	901910-8400
3-17-2	5690-105-5855-0	BOLT Vis	2	901055-8550
3-19	5690-915-0508-0	WASHER, SP/M8 Rondelle frein	2	909150-5080
3-22	5691-132-2083-0	PACKING Joint	1	911322-0830
3-23	5690-911-0508-0	NUT Erou	3	909110-5080
3-24	5690-105-5875-0	BOLT/M8 x 75 Vis	4	901055-8750
3-25	5690-915-0508-0	WASHER, SP Rondelle frein	4	909150-5080
3-61	5691-252-5801-0	GEAR, OIL PUMP Pignon de pompe	1	912525-8010
3-62	5691-253-3801-0	SHAFT, GEAR Axe	1	912533-8010
3-63	5690-009-0667-0	BEARING, BALL Roulement radial	2	900090-6670

Fig.4 OIL PAN, CRANK CASE AND OTHER PARTS
Carter d'huile & carter moteur



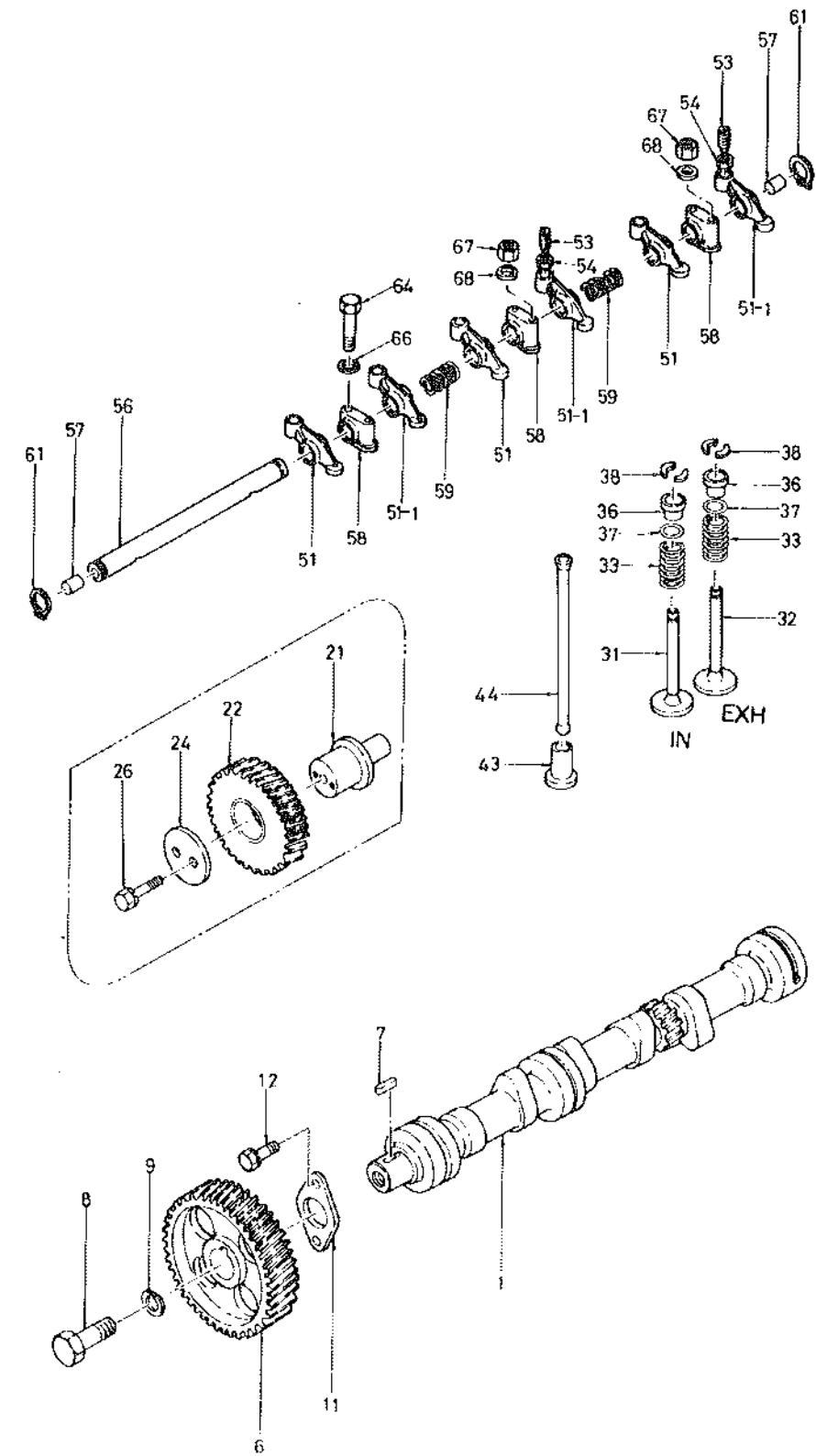
Ref.No. Réf.Nº.	Parts No. Pièces Nº.	Description Désignation	Q'ty Quant	Remarks Remarques
4- 1	5681-136-0224-0	PAN, OIL ASSY Pompe a huile	1	511360-2240
4- 3	5690-966-2012-0	PLUG, OIL DRAIN Plugon	2	909662-0120
4- 4	5690-992-0651-0	PACKING, OIL DRAIN Joint	2	909920-6510
4- 5	5690-815-1222-0	PIN, STRAIGHT Goupille	2	908151-2220
4- 6	5681-121-5031-1	CASE, CRANK Carter	1	511215-0311
4-17	5691-136-7603-0	PACKING, OIL PAN Joint	1	911367-6030
4-29	5690-205-0616-0	BOLT, OIL PAN Vis	27	902050-6160
4-30	5690-915-0506-0	WASHER, SP Rondelle frein	27	909150-5060
4-36	5681-176-0053-1	GAUGE, OIL LEVEL ASSY Jauge	1	511760-0531
4-37	5690-992-0609-0	PACKING, LEVEL GAUGE Joint	1	909920-6090
4-42	5690-106-5845-0	BOLT/MB X 45 Vis	10	901065-8450
	5690-106-5880-0	BOLT/MB X 80 Vis	4	901065-8800
	5690-960-2070-0	BOLT/MB X 138 Vis	3	909602-0700
	5690-960-0082-0	BOLT/MB X 129 Vis	1	909600-0820
4-43	5690-915-0508-0	WASHER, SP Rondelle frein	18	909150-5080
4-44	5688-588-5357-0	MARK, OIL PAN Etiquette	1	585885-3750

Fig.5 OIL PUMP AND FIXING PARTS
Pompe a huile



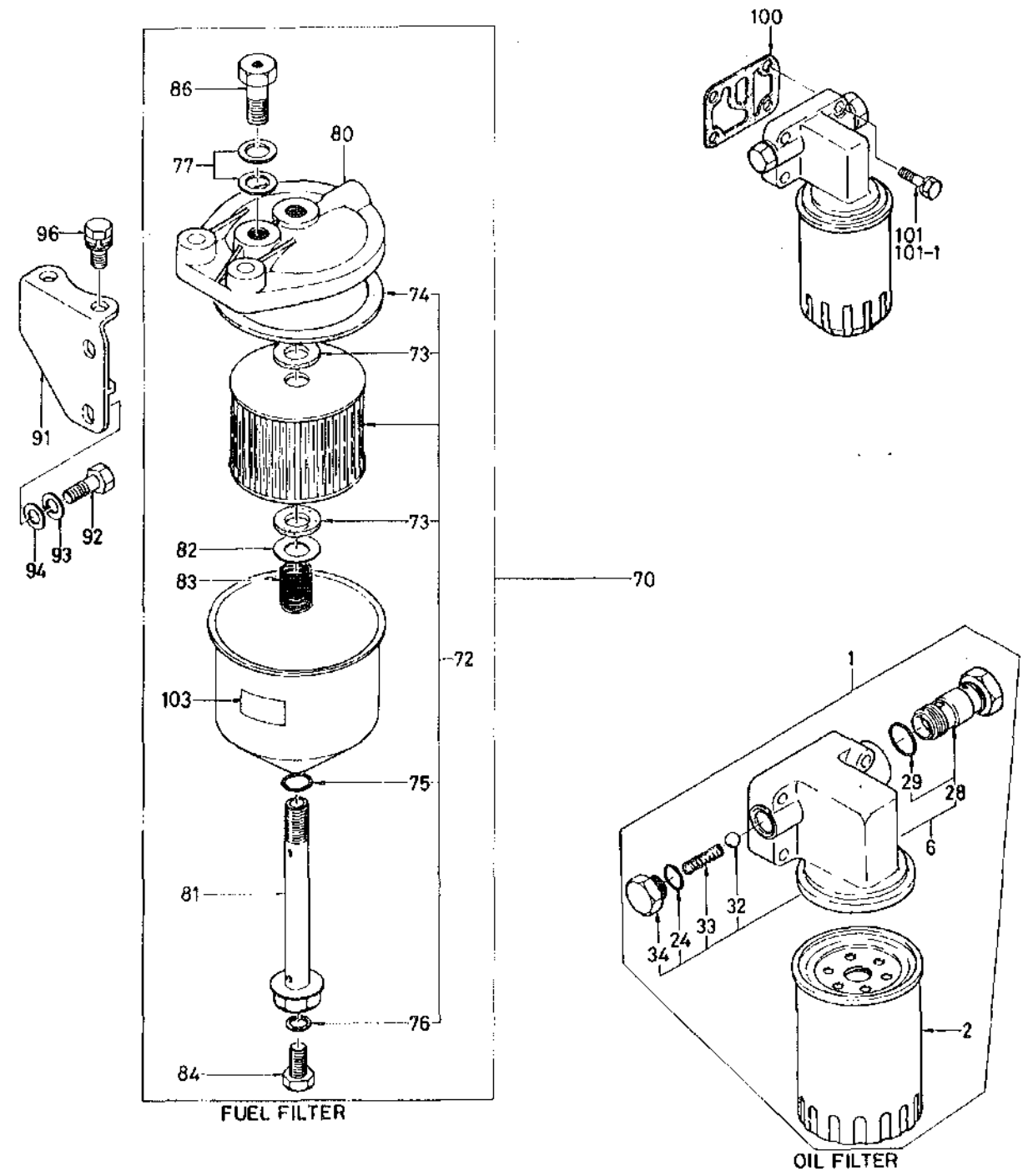
Ref.No. Réf.Nº.	Parts No. Pièces N°.	Description Désignation	Q'ty Quant	Remarks Remarques
5- 1	5691-310-0637-0	PUMP, OIL ASSY Pompe à huile	1	913100-6370
5- 6	5691-312-0601-0	ROTOR SET Rotor	1	913120-6010
5- 7	5691-312-8079-0	PINION, OIL PUMP DRIVE Pignon	1	913128-0790
5- 8	5690-987-8084-0	PIN Goupille	1	909878-0840
5-10	5691-311-9609-0	SPACER, OIL PUMP Entretoise	1	913119-6090
5-13	5691-311-3086-0	COVER, OIL PUMP Couvercle	1	913113-0860
5-14	5690-104-5875-0	BOLT/M8 X 75 Vis	2	901045-8750
5-14-1	5690-105-5850-0	BOLT/M8 X 60 Vis	2	901055-8500
5-15	5690-915-0508-0	WASHER, SP/M8 Rondelle frais	4	909150-5080
5-16	5690-916-4508-0	WASHER/M8 Rondelle	2	909164-5080
5-22	5691-314-3603-0	GAUGE, OIL STRAINER Petroïse	1	913143-6030
5-23	5691-314-1604-1	CASE, OIL STRAINER Carter	1	913141-6041
5-26	5690-205-0812-0	BOLT Vis	1	902050-8120
5-27	5690-915-0508-0	WASHER, SP Rondelle frais	1	909150-5080
5-41	5690-205-0825-0	BOLT, SEMS Vis	2	902050-8250

Fig.7 VALVE MECHANISM
Distribution



Ref.No. Réf.Nº.	Parts No. Pièces Nº.	Description Désignation	Q'ty Quant	Remarks Remarques
7- 1	5681-251-1022-0	CAMSHAFT Arbre à camet	1	512511-0220
7- 6	5690-252-2801-0	GEAR, CAM Engrenage d'ac	1	912522-8010
7- 7	5690-800-0718-0	KEY, FEATHER Clavette	1	908000-7180
7- 8	5680-900-0069-0	BOLT Vis	1	509000-0690
7- 9	5681-251-9002-1	WASHER, TIMING WHEEL Rondelle	1	512519-0021
7-11	5691-168-1010-0	PLATE, THRUST Plaque	1	911681-0100
7-12	5690-191-0816-0	BOLT, SEMS Vis	2	901910-8160
7-21	5691-253-1024-0	SHAFT, IDLE GEAR Arbre	1	912531-0240
7-22	5691-252-3080-0	GEAR Pignon	1	912523-0800
7-24	5681-253-5005-0	COLLAR, THRUST Collier	1	512535-0050
7-26	5680-900-0084-0	BOLT, SEMS Vis	2	509000-0840
7-31	5691-255-1802-0	VALVE, INLET Soupape d'admission	3	912551-8020
7-32	5691-255-2801-0	VALVE, EXH Soupape d'échapp	3	912552-8010
7-33	5681-256-1011-0	SPRING, VALVE Ressort	6	512561-0110
7-36	5681-256-3017-0	SEAT, SPRING ASSY Cavette	6	512563-0170
7-37	5691-255-9008-0	RING, SEALING Joint	6	912559-0080
7-38	5681-256-5004-0	COLLAR, SPLIT Arretoir	12	512565-0040
7-43	5691-257-1801-0	TAPPET Poussoir	6	912571-8010
X 7-44	5691-257-5015-0 5691-251-5208-0	ROD, PUSH Tige de culbuteur	6	512575-0150 info 82-08(1/6)
7-51	5691-261-1347-0	ARM, ROCKER ASSY Culbuteur	3	912611-3470
7-51-1	5691-261-1349-0	ARM(D), ROCKER ASSY Culbuteur	3	912611-3490
7-53	5691-261-6023-0	SCREW, ADJ Vis	6	912616-0230
7-54	5690-911-1508-0	NUT Erou	6	909111-5080
7-56	5691-262-1127-0	SHAFT, ROCKER ARM Axe de culbuteurs	1	912621-1270
7-57	5691-262-6005-0	PLUG Rouillon	2	912626-0050
7-58	5691-262-8093-0	BRACKET, ROCKER SHAFT Appui	3	912628-0930
7-59	5690-994-0607-0	SPRING Ressort	2	909940-6070
7-61	5690-918-0019-0	RING, SNAP/C Collet d'axe	2	909180-0190
7-64	5690-105-0850-0	BOLT Vis	4	901050-8500
7-66	5690-916-4508-0	WASHER Rondelle	4	909164-5080
7-67	5690-911-0508-0	NUT, ROCKER BRACKET Erou	2	909110-5080
7-68	5690-916-4508-0	WASHER Rondelle	2	909164-5080

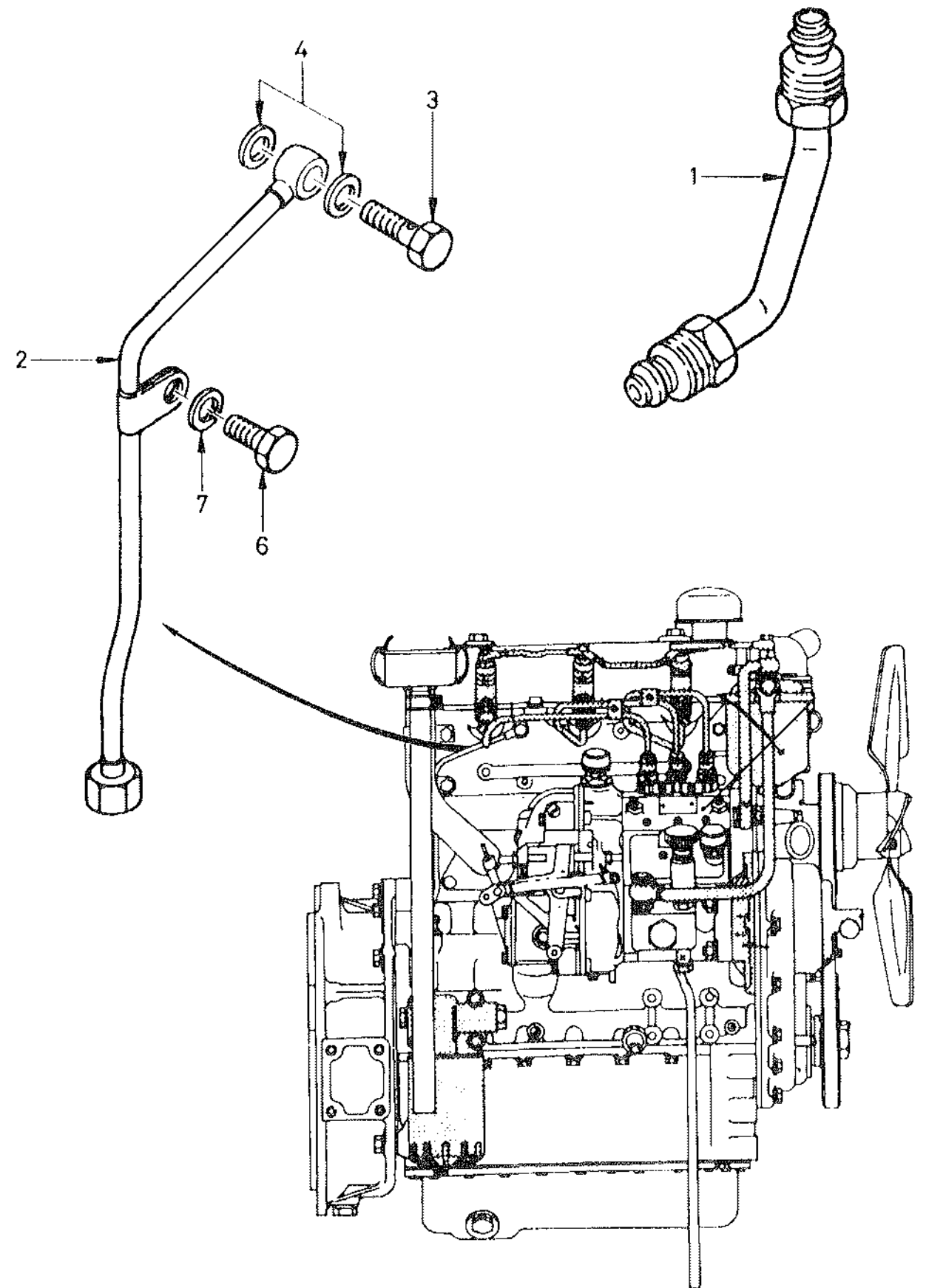
Fig.8 OIL FILTER, FUEL FILTER AND FIXING PARTS
 Filtre a huile & filtre a combustible



Ref.No. Réf.Nº.	Parts No. Pièces N°.	Description Désignation	Q'ty Quant	Remarks Remarques
8- 1	5691-320-1812-1	FILTER, OIL ASSY Filtre à huile	1	913201-8121
8- 2	5691-324-0804-0	CARTRIDGE Cartouche	1	913240-8040
8- 6	5691-316-0081-0	COVER ASSY Couvercle	1	913160-0810
8- 24	5690-992-0841-0	PACKING, O-RING Joint	1	909920-8410
8- 28	5691-316-0068-0	VALVE, RELIEF ASSY Soupape de surpression	1	913160-0680
8- 29	5690-992-0525-0	PACKING, O-RING Joint	1	909920-5250
8- 32	5690-009-7011-0	BALL SAFETY VALVE Bille	1	900097-0110
8- 33	5690-994-0582-0	SPRING, COIL Ressort	1	909940-5820
8- 34	5691-326-3011-0	CAP, VALVE SP Bouchon	1	913263-0110
8- 70	5681-320-0016-0	FILTER, FUEL ASSY Filtre à combustible	1	513200-0160
8- 72	5688-781-0037-0	ELEMENT KIT, FUEL FILTER Element filtrant	1	587810-0370
8- 73	5690-972-0542-0	PACKING, ELEMENT Joint	2	909720-5420
8- 74	5691-321-3601-0	PACKING Joint	1	913213-6010
8- 75	5690-972-0541-0	O-RING, CENTER BOLT Joint torique	1	909720-5410
8- 76	5690-992-0255-0	PACKING, DRAIN PLUG Joint	1	909920-2550
8- 77	5690-957-2014-0	PACKING, EYE JOINT Joint	2	909572-0140
8- 80	5691-321-2804-0	COVER, UP FUEL FILTER Couvercle	1	913212-8040
8- 81	5681-323-1001-0	BOLT, CENTER Vis	1	513231-0010
8- 82	5690-965-1068-0	SEAT, SPRING Coupelle inférieure	1	909651-0680
8- 83	5690-974-2109-0	COIL, ELEMENT SPRING Ressort	1	909742-1090
8- 84	5690-920-2724-0	PLUG, FUEL DRAIN Bouchon	1	909202-7240
8- 86	5691-326-0604-0	VALVE, FUEL OVERFLOW ASSY Bouchon	1	913260-6040
8- 91	5691-975-5011-0	BRACKET, FUEL FILTER Support	1	519755-0110
8- 92	5670-980-1103-0	BOLT Vis	2	909801-1030
8- 93	5690-915-0608-0	WASHER, SP Rondelle train	2	909150-6080
8- 94	5690-916-4508-0	WASHER Rondelle	2	909164-5080
8- 96	5690-197-1035-0	BOLT, SEMS Vis	2	901971-0350
8-100	5691-321-9077-0	PACKING Joint	1	913219-0770
8-101	5690-190-0835-0	BOLT, SEMS Vis	3	901900-9350
8-101-1	5690-190-0845-0	BOLT/MB X 45 Vis	1	901900-8450
8-103	5688-588-5359-0	MARK, FUEL FILTER Etiquette	1	585885-3590

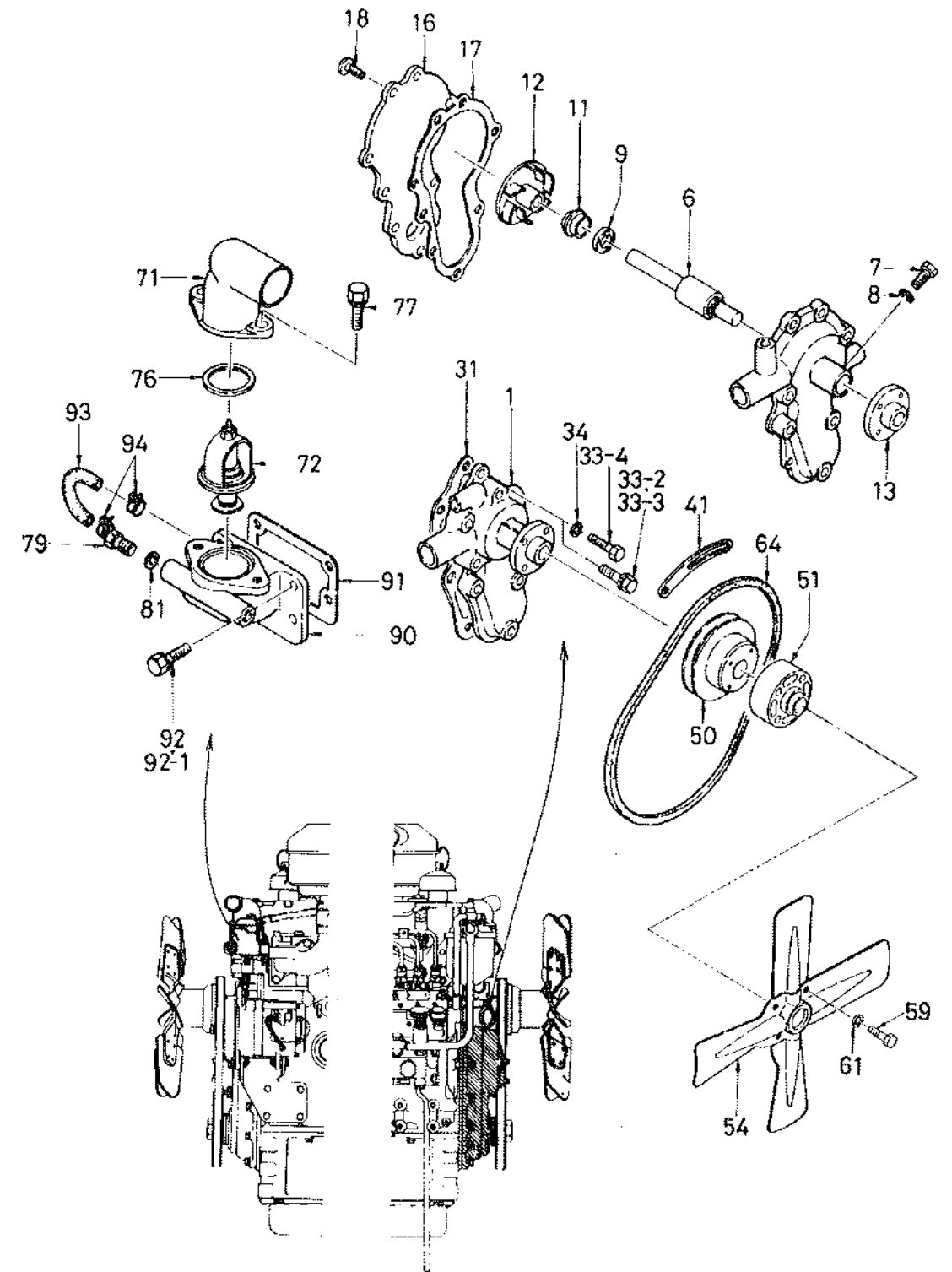
Fig.9 OIL PIPE AND OTHER PARTS

Pipe



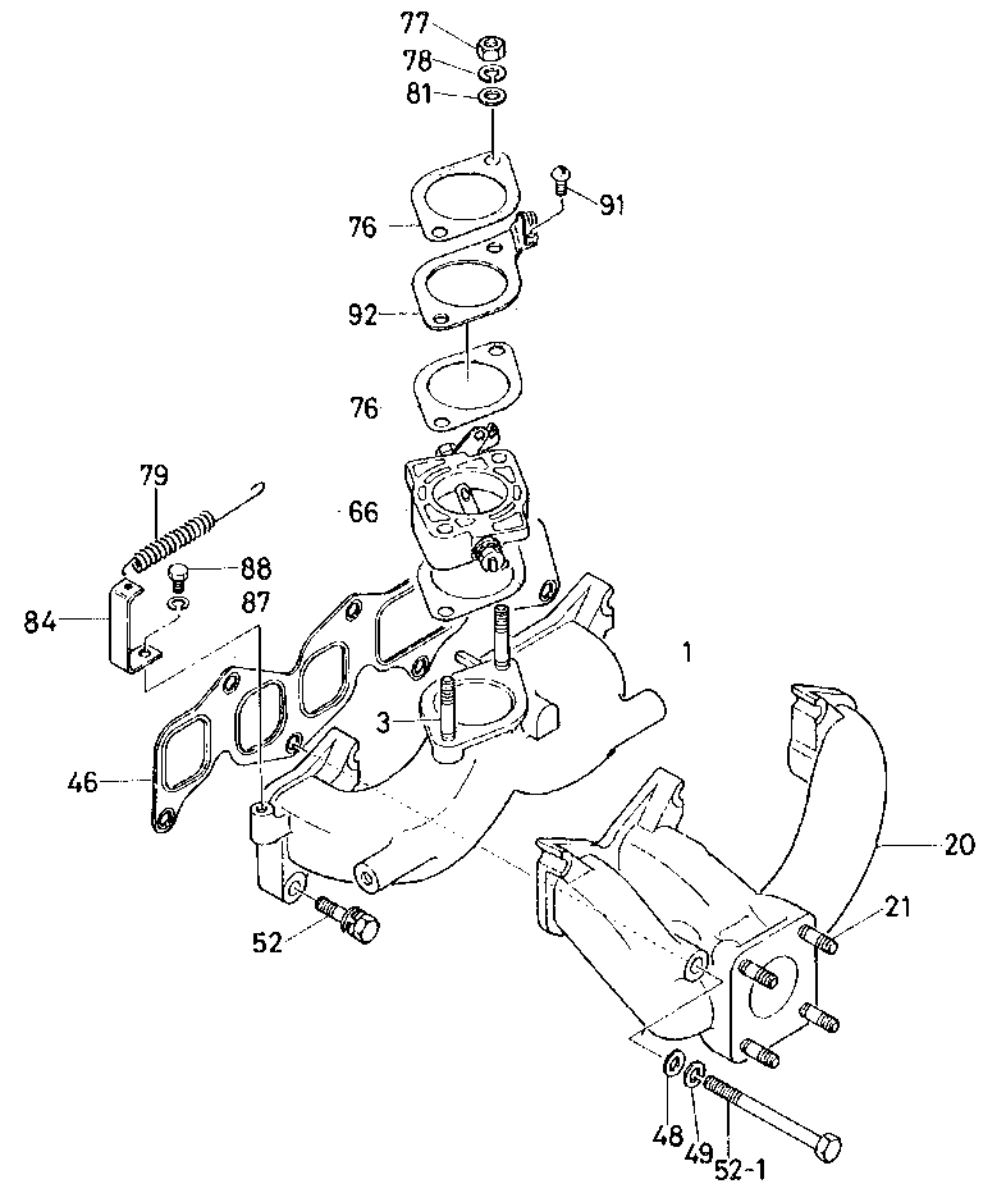
Ref.No. Réf.Nº.	Parts No. Pièces Nº.	Description Désignation	Q'ty Quant	Remarks Remarques
9- 1	5691-331-2325-0	PIPE, OIL ASSY Pipe	1	913312-3250
9- 2	5691-331-2335-0	PIPE, OIL ASSY Pipe	1	913312-3350
9- 3	5690-990-6105-1	BOLT, JOINT Vis	1	909906-1051
9- 4	5690-992-0900-0	PACKING Joint	2	909920-9000
9- 6	5690-205-0814-0	BOLT Vis	1	902050-8140
9- 7	5690-915-0508-0	WASHER, SP Rondelle frein	1	909150-5080

Fig. 10. COOLING SYSTEM
Pompe a eau



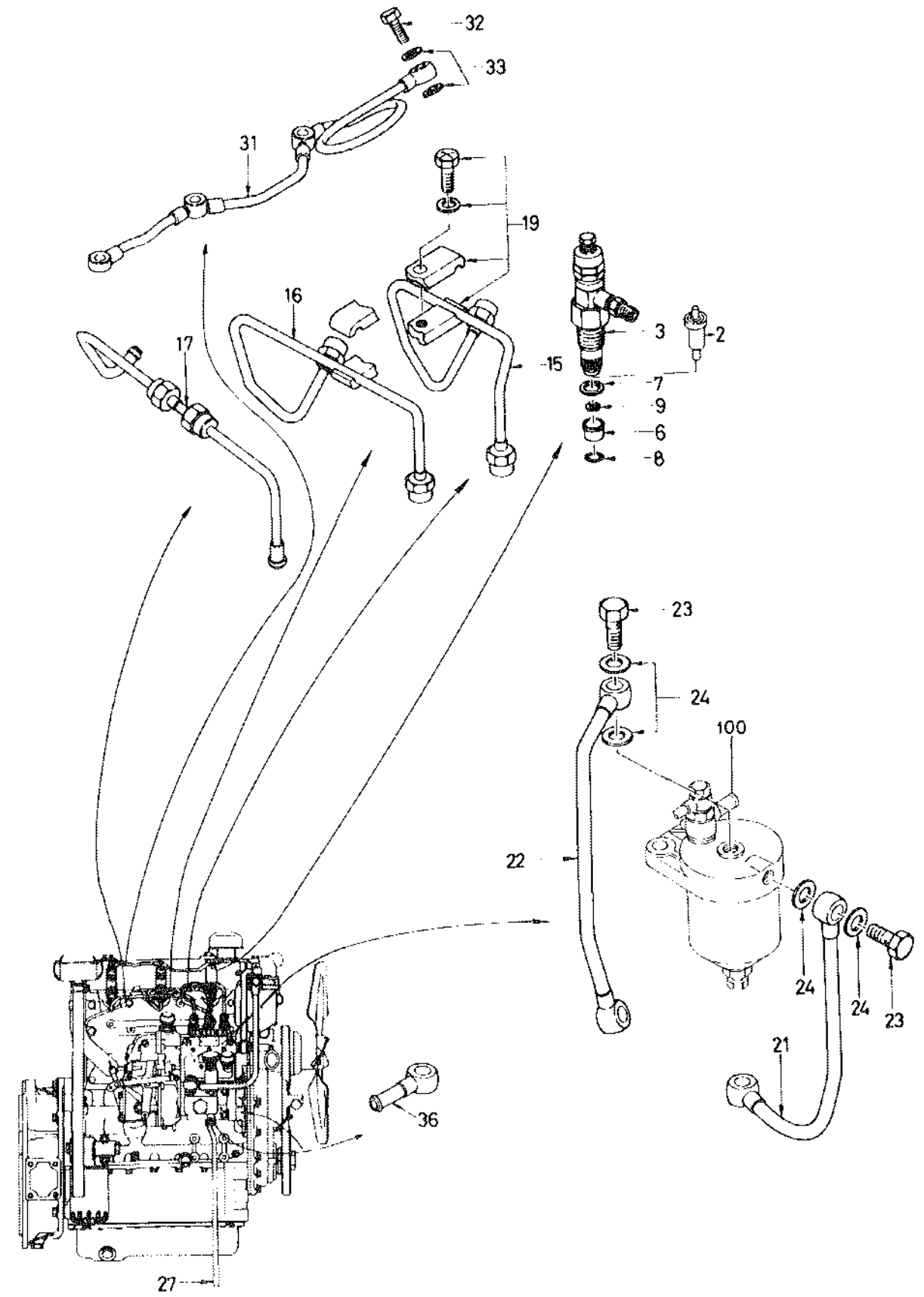
Ref.No. Réf.Nº	Parts No. Pièces Nº.	Description Désignation	Q'ty Quant	Remarks Remarques
10- 1	5681-361-0076-1	PUMP, WATER ASSY Pompe à eau	1	513610-0761
10- 6	5681-363-1005-0	BEARING UNIT Rondelle	1	513631-0050
10- 7	5690-981-4014-0	SCREW, SET Vis	1	909814-0141
10- 8	5690-915-0508-0	WASHER, SP Rondelle frein	1	909150-5080
10- 9	5691-363-9001-0	THROWER, BEARING UNIT Rondelle	1	913639-0010
10-11	5681-367-0005-0	SEAL UNIT ASSY Joint	1	513620-0050
10-12	5691-362-1076-0	IMPELLER Rotor	1	913621-0760
10-13	5681-364-2016-0	FAN, CENTER Moyeu	1	513642-0160
10-16	5691-361-2053-0	COVER, WATER PUMP BODY Couvercle	1	913612-0530
10-17	5691-361-3607-0	PACKING Joint	1	913613-6070
10-18	5690-309-0816-0	SCREW, PLAIN SLOTTED Vis	1	903090-8160 PARTS INFO ready
10-31	5691-361-4043-0	PACKING Joint	1	913614-0430
10-33-2	5680-900-0088-0	BOLT Vis	4	50900-0880
10-33-3	5680-900-0089-0	BOLT Vis	1	509000-0890
10-33-4	5690-105-6058-0	BOLT/M10 X 55 Vis	1	901056-0550
10-34	5690-915-0510-0	WASHER, SP/M10 Rondelle frein	1	909150-5100
10-41	5681-367-4040-0	PLATE, FAN BELT ADJ Etrier	1	513674-0400
X10-50-1	5691-364-1125-0 5691-364-1125-0	PULLEY, FAN Poulie	1	913641-1250 info 82-08 (1/6)
10-51	5691-364-2078-0	SPACER, FAN Poulie	1	913642-0780
10-54-1	5691-366-2144-1	BLADE, UP Ventilateur	1	913662-1441
	5691-366-2145-1	BLADE, LW Ventilateur	1	913662-1451
10-59	5690-105-5650-0	BOLT/M8 X 50 Vis	4	901055-6500
10-61	5690-915-0506-0	WASHER, SP Rondelle frein	4	909150-5060
10-64-1	5691-367-1809-0	BELT, COOLING FAN/973 Courroie	1	913671-8080
10-71	5691-371-3064-1	PIPE, WATER OUTLET Pipe	1	913713-0641
10-72	5681-377-0022-1	THERMOSTAT Thermostat	1	513770-0221
10-76	5680-963-7013-0	PACKING Joint	1	509637-0130
10-77	5690-191-0828-0	BOLT, SEMS Vis	2	901910-8280
10-79	5690-966-1005-0	PLUG Bouchon	2	909661-0050
10-81	5690-957-1316-0	PACKING Joint	2	909571-3160
10-90	5681-371-6028-0	HOUSING, THERMOSTAT Carcasse	1	513716-0280
10-91	5681-374-3021-0	PACKING Joint	1	513743-0210
10-92	5690-190-0820-0	BOLT, SEMS/M8 X 20 Vis	2	901900-8200
10-92-1	5690-190-0822-0	BOLT, SEMS/M8 X 22 Vis	2	901900-8220
10-93-1	5691-372-1132-0	HOSE, BY-PASS/RUBBER Durit	1	913721-1320
10-94	5690-991-5644-1	CLIP, HOSE Collier	2	909915-6441

Fig. 11 AIR INTAKE AND EXHAUST SYSTEM
Pipe d'admission & echappment



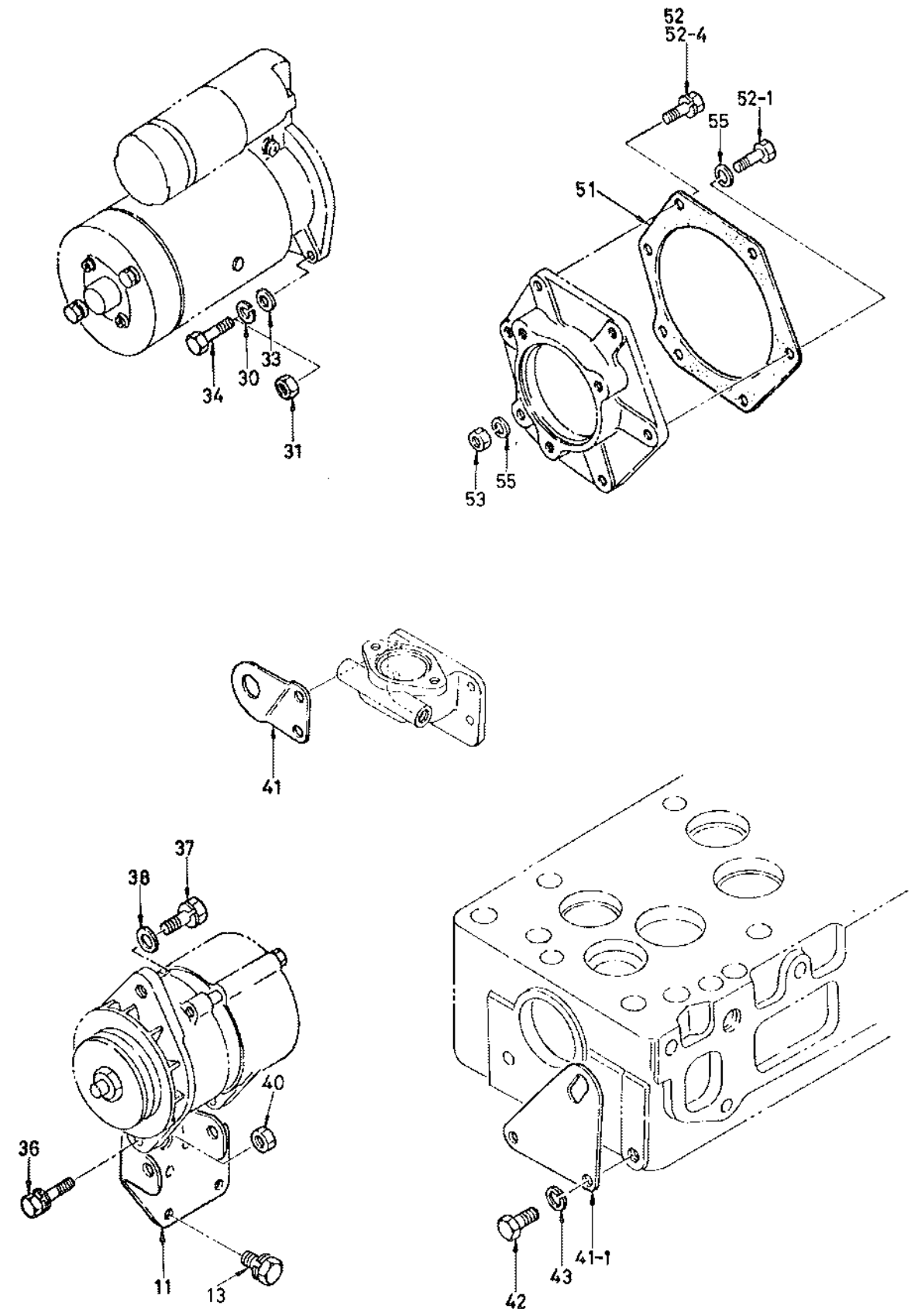
Ref.No. Réf.Nº.	Parts No. Pièces Nº.	Description Désignation	Q'ty Quant	Remarks Remarques
11- 1	5691-411-2655-1	MANIFOLD, INLET Manifold	1	914112-6551
11- 3	5690-410-0848-0	STUD Goujon	2	904100-8480
11-20	5681-414-1006-0	MANIFOLD, EXH Manifold	1	514141-0060
11-21	5690-411-0830-0	STUD, EXH MANIFOLD Goujon	4	904110-8300
11-46	5691-414-6090-0	GASKET, MANIFOLD Joint	1	914146-0900
11-48	5690-916-4508-0	WASHER Rondelle	1	909164-5080
11-49	5690-915-0508-0	WASHER, SP Rondelle frais	1	909150-5080
11-52	5690-196-0835-0	BOLT/M8 X 35 Vis	6	901960-8350
11-52-1	5690-104-5895-0	BOLT/M8 X 95 Vis	1	901045-8950
11-66	5681-431-0196-1	SHUTTER, INTAKE ASSY Volut	1	514310-1961
11-76	5680-963-7015-0	PACKING Joint	2	509637-0150
11-77	5690-911-0508-0	NUT Erou	2	909110-5080
11-78	5690-915-0508-0	WASHER, SP Rondelle frais	2	909150-5080
11-79	5690-994-2600-0	SPRING, SHUTTER RETURN Ressort	1	909942-6000
11-81	5690-916-4508-0	WASHER Rondelle	2	909164-5080
11-84	5691-433-4640-0	EYE, SPRING Crochet	1	914334-6400
11-87	5690-915-0506-0	WASHER, SP Rondelle frais	1	909150-5060
11-88	5690-204-0610-0	BOLT, SPRING EYE Vis	1	902050-6100
11-91	5699-344-0612-0	SCREW Vis	1	993440-6120
11-92	5681-431-9100-0	CLIP, SHUTTER CABLE Attache	1	514319-1000

Fig. 12 FUEL SYSTEM
Système d'alimentation



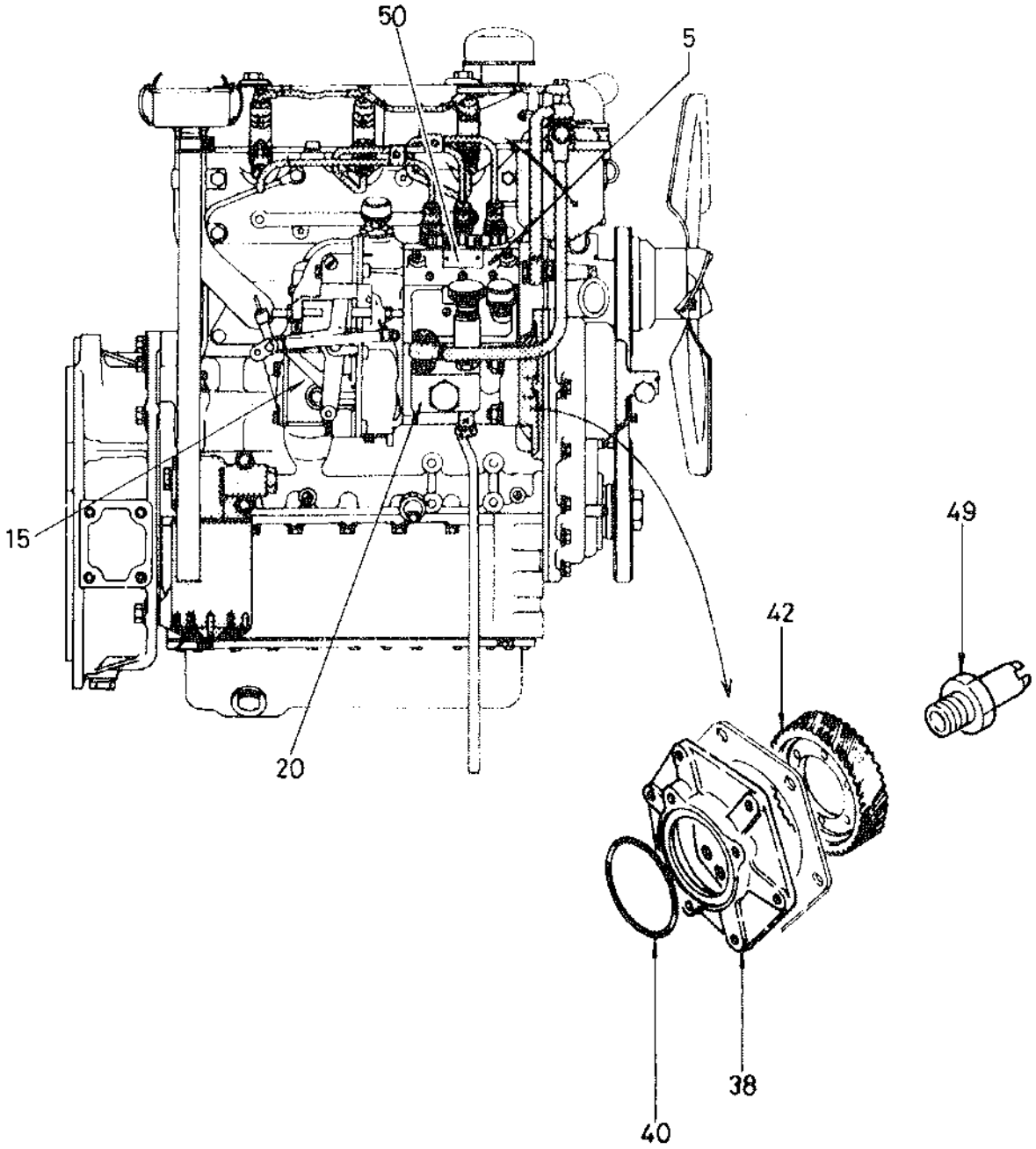
Ref.No. Réf.Nº.	Parts No. Pièces Nº.	Description Désignation	Q'ty Quant	Remarks Remarques
12- 2	5681-531-1006-0	NOZZLE Injecteur	3	515311-0060
12- 3	5681-533-0003-0	HOLDER, NOZZLE Porte injecteur	3	515330-0030
12- 6	5691-531-5027-0	SHIELD, HEAT Couvercle	3	915315-0270
12- 7	5691-531-5026-0	WASHER, NOZZLE HOLDER Rondelle	3	915315-0260
12- 8	5691-531-5028-0	WASHER, HEAT SHIELD Rondelle	3	915315-0280
12- 9	5691-531-5074-0	WASHER, CORRUGATED Rondelle	3	915315-0740
12-15	5681-541-1443-0	PIPE, INJ ASSY/NO.1 Conduit	1	515411-4430
12-16	5691-542-1666-0	PIPE, INJ ASSY/NO.2 Conduit	1	915421-6660
12-17	5691-542-1702-0	PIPE, INJ ASSY/NO.3 Conduit	1	915421-7020
12-19	5691-541-9072-0	CLIP ASSY Sarre tube	2	915419-0720
	5690-980-2539-0	SCREW Vis	2	909802-5390
	5690-915-0505-0	WASHER, SP Rondelle frais	2	909150-5050
12-21	5681-541-1058-0	PIPE, FUEL ASSY Conduit	1	515411-0580
12-22	5681-541-1059-0	PIPE, FUEL ASSY Conduit	1	515411-0590
12-23	5690-990-6325-1	BOLT, JOINT Vis	2	909906-3251
12-24	5690-957-2014-0	PACKING, BOLT Joint	4	909572-0140
12-27	5690-991-3846-0	PIPE, VINYL Conduit	1	909913-8460
12-31	5681-541-1418-0	PIPE, LEAK OFF FUEL Conduit	1	515411-4180
12-32	5690-990-6314-1	BOLT, JOINT Vis	1	909906-3141
12-33	5690-957-1408-0	PACKING, PIPE JOINT Joint	2	909571-4080
12-36	5681-541-1223-0	JOINT, FUEL INLET EYE ASSY Conduit	2	515411-2230
12-100	5690-970-7130-0	JOINT, EYE Bolsseau	1	909707-1300

Fig. 13 ENGINE FOOT, HANGER AND FIXING PARTS
Support & crochet



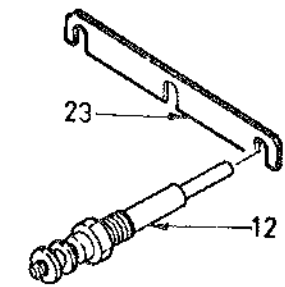
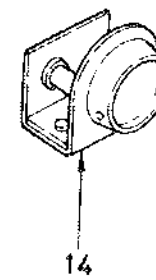
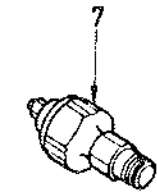
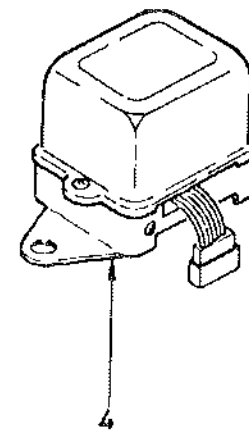
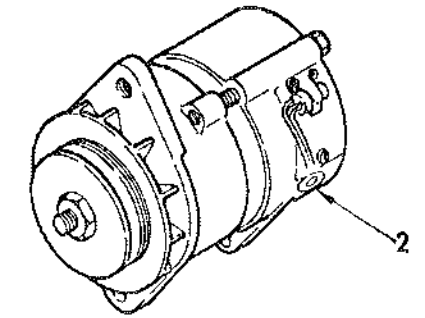
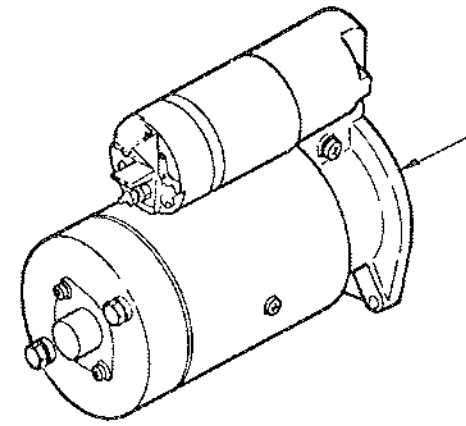
Ref.No. Réf.Nº.	Parts No. Pièces Nº.	Description Désignation	Q'ty Quant	Remarks Remarques
13-11	5691-971-1601-0	BRACKET, GENERATOR Support	1	919711-6010
13-13	5690-191-1020-0	BOLT Vis	4	901911-0200
13-30	5690-915-0512-0	WASHER, SP Rondelle frein	2	909150-5120
13-31	5690-912-0412-0	NUT Eccrou	2	909120-4120
13-33	5690-916-0512-0	WASHER Rondelle	2	909160-5120
13-34	5690-165-6245-0	BOLT Vis	2	901656-2450
13-36	5690-191-0830-0	BOLT Vis	2	901910-8300
13-37	5690-191-0820-0	BOLT Vis	1	901910-8200
13-38	5690-916-4708-0	WASHER Rondelle	1	909164-7080
13-40	5690-911-0508-0	NUT/M8 Eccrou	2	909110-5080
13-41	5681-177-7004-0	HANGER, ENGINE F. Crochet	1	511777-0040
13-41-1	5691-177-7152-1	HANGER, ENGINE R. Crochet	1	911777-1521
13-42	5690-205-0818-0	BOLT Vis	2	902050-8180
13-43	5690-915-0508-0	WASHER, SP/M8 Rondelle frein	2	909150-5080
13-51	5681-131-9056-0	PACKING Joint	1	511319-0560
13-52	5690-105-5870-0	BOLT Vis	1	901055-8700
13-52-1	5690-105-5855-0	BOLT/M8 x 55 Vis	1	901055-8550
13-52-4	5680-903-0015-0	BOLT Vis	3	509030-0150
13-53	5690-911-0508-0	NUT Eccrou	1	909110-5080
13-55	5690-915-0508-0	WASHER, SP/M8 Rondelle frein	3	909150-5080

Fig. 14 INJECTION PUMP AND OTHER PARTS
Pompe d'injection



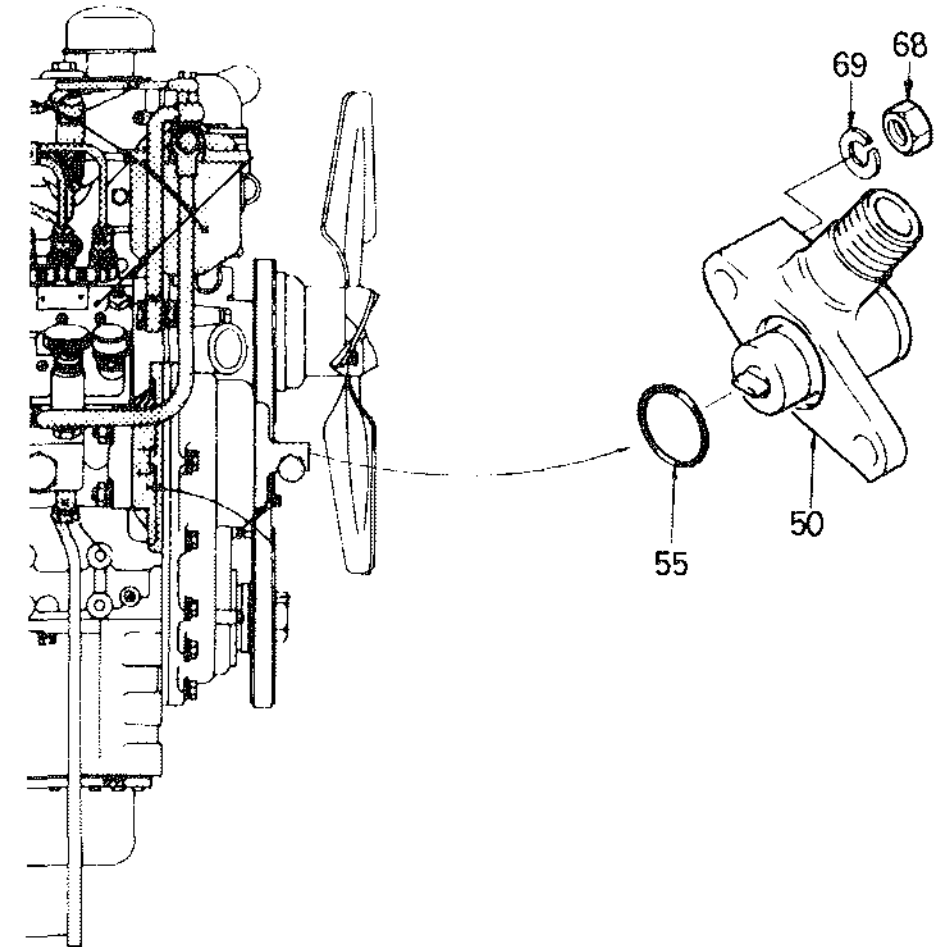
Ref.No. Réf.Nº.	Parts No. Pièces Nº.	Description Désignation	Q'ty Quant	Remarks Remarques
14- 5	5681-560-0491-0	PUMP, INJECTION ASSY Pompe d'injection	1	515600-4910 See Fig. 17
14-15	5681-572-0005-0	GOVERNOR Regulateur	1	515720-0050 See Fig. 18
14-20	5681-575-0004-0	PUMP, FEED Pompe à main	1	515750-0040 See Fig. 19
14-38	5681-975-1003-0	BRACKET, INJ PUMP Support	1	519751-0030
14-40	5690-992-0576-0	PACKING, INJ PUMP Joint	1	909920-5760
14-42	5681-252-4037-0	GEAR, INJ PUMP Pignon	1	512524-0370
14-49	5681-253-9001-0	ADAPTER, TACHOMETER Arbre d'indicateur	1	512539-0010
14-50	5685-588-5362-0	MARK, INJ PUMP CAUTION Etiquette	1	585885-3620

Fig. 15 ELECTRICAL PARTS
Equipment électrique



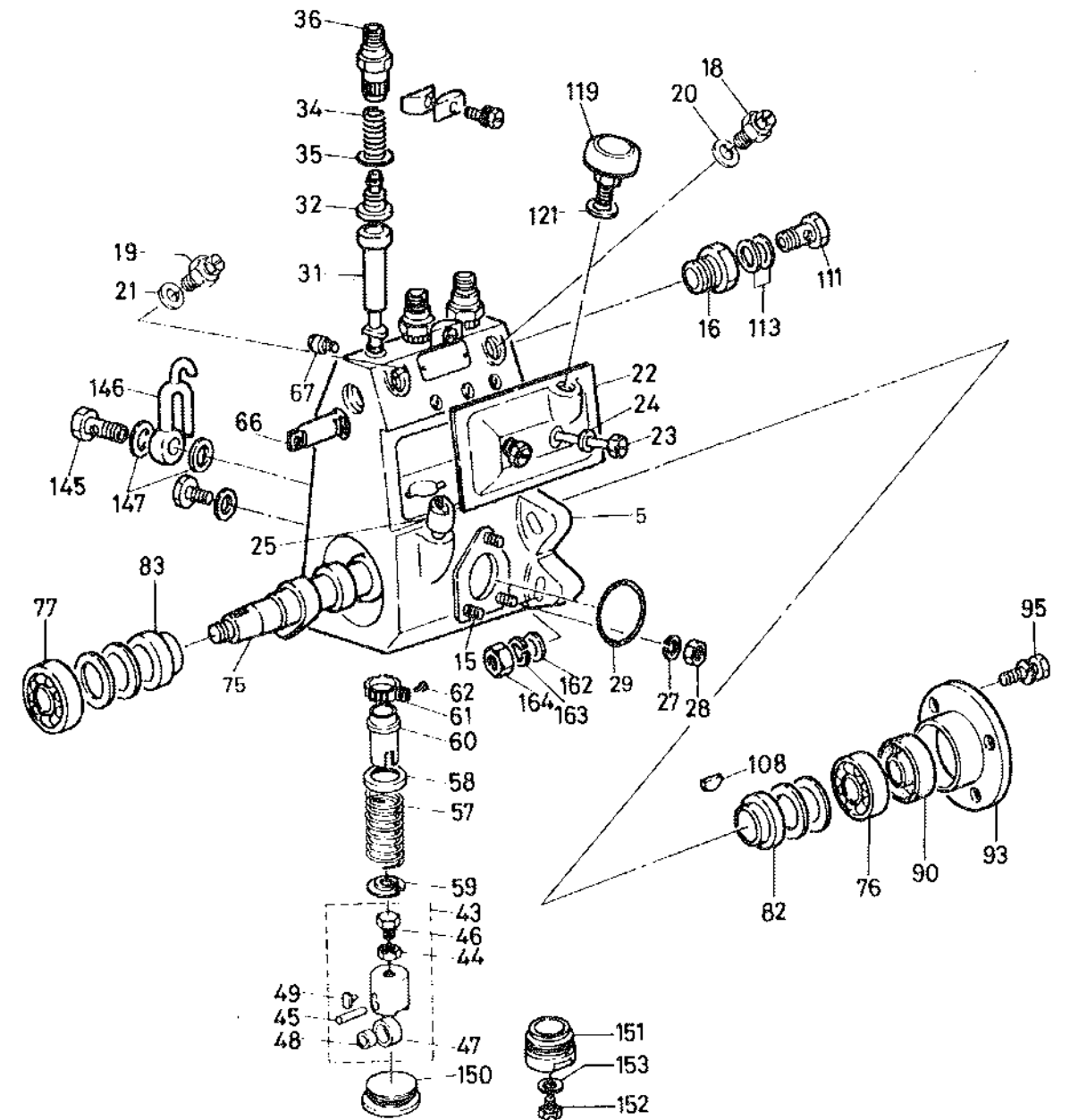
Ref.No. Réf.Nº.	Parts No. Pièces Nº.	Description Désignation	Q'ty Quant	Remarks Remarques
15- 1	5698-210-0608-1	STARTER ASSY/12V Démarrateur	1	982100-6081 See Fig. 20
15- 2	5688-120-0272-0	GENERATOR ASSY Dynamo	1	581200-2720 See Fig. 21
15- 4	5698-225-3107-0	REGULATOR/12V Regulateur de tension	1	982253-1070
15- 7	5688-241-0012-1	SWITCH, OIL PRESS WARNING Interrupteur	1	582410-0121
15-12	5698-251-1978-0	PLUG, GLOW/SHEATHED TYPE Bougie à incandescence	3	982511-9780
X15-14	5688-161-0033-0 5698-253-0101-0	CONTROL, RESISTANCE Contrôleur	1	982530-1010 <i>sup 02.08 (6ts)</i>
15-23	5691-973-2075-0	CONNECTOR Junction	1	919732-0750

Fig. 16 ENGINE ACCESSORY PARTS
Indicateur de vitesse



Ref.No. Réf.Nº.	Parts No. Pièces Nº.	Description Désignation	Q'ty Quant	Remarks Remarques
16-50	5681-931-0002-0	DRIVE, TACHOMETER ASSY <i>Indicateur de vitesse</i>	1	519310-0020
16-55	5680-962-3003-0	PACKING, TACHOMETER DRIVE <i>Joint</i>	1	509623-0030
16-68	5690-911-0408-0	NUT <i>Ecrou</i>	2	909110-4080
16-69	5690-915-0508-0	WASHER, SP <i>Rondelle frein</i>	2	909150-5080

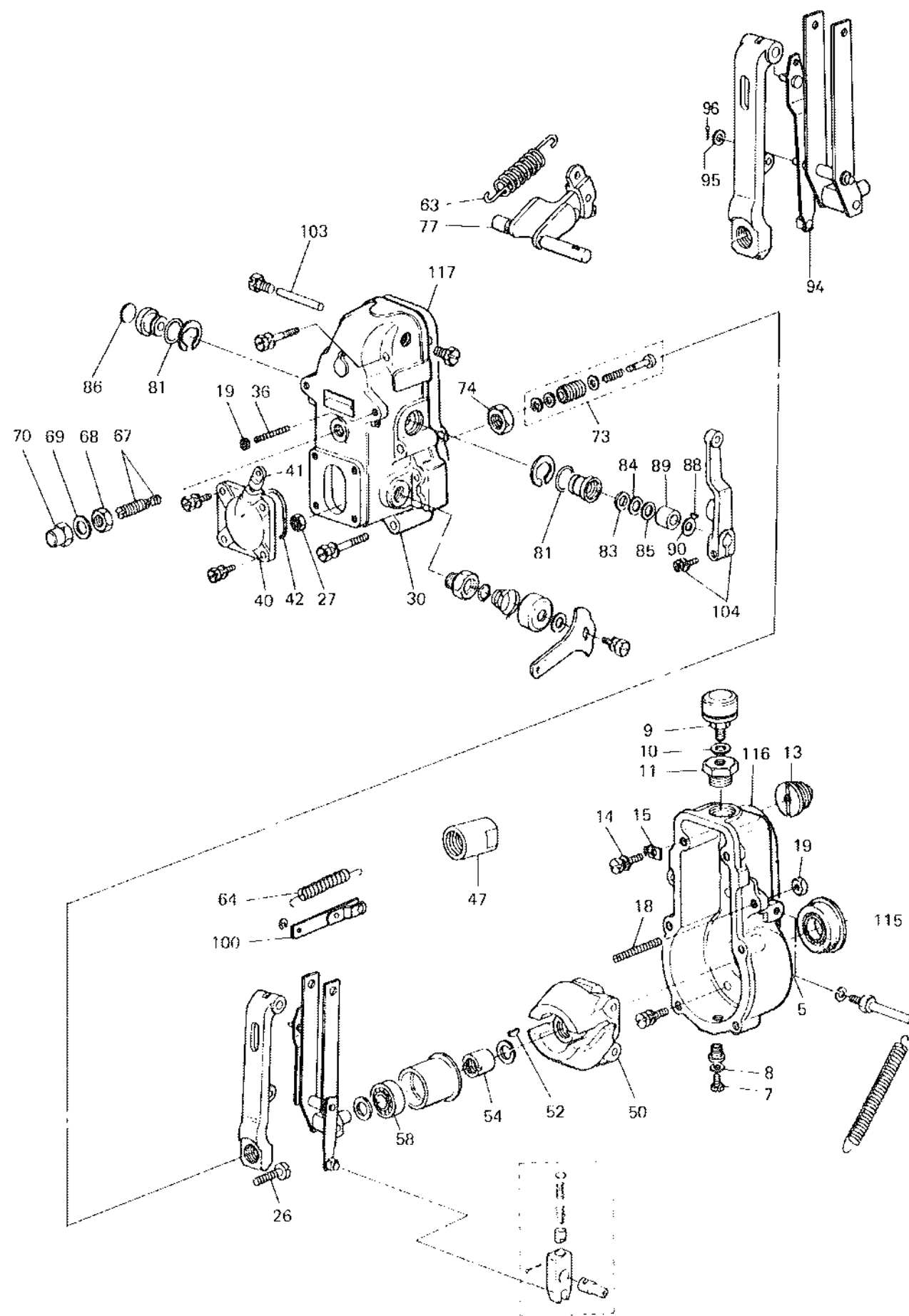
Fig. 17 INJECTION PUMP; PROPER
Pompe d'injection



Ref.No. Réf.Nº.	Parts No. Pièces Nº.	Description Désignation	Q'ty Quant	Remarks Remarques
17- 0-1	5681-560-0491-0	PUMP, INJ ASSY Pompe d'injection	1	515600-4910
17- 5	5681-561-1032-0	HOUSING, PUMP ASSY Corps de pompe	1	515611-0320
17-15	5698-121-5115-0	STUD, HOUSING Goujon	3	981215-1150
17-16	5698-123-5017-0	ADAPTER, HOUSING Vis d'alimentation	1	981235-0170
17-18	5641-561-9024-0 5641-561-9024-0	BOLT, HOUSING Vis	1	115619-0240 info 82-08 (16)
17-19	5641-561-9024-0	BOLT, HOUSING Vis	1	115619-0240
17-20	5641-563-9008-0	GASKET, HOUSING BOLT Joint	1	115639-0080
17-21	5641-563-9008-0	GASKET, HOUSING BOLT Joint	1	115639-0080
17-22	5698-121-3206-0	COVER, HOUSING SIDE Couvercle	1	981213-2060
17-23	5698-121-5330-0	SCREW Vis	2	981215-3300
17-24	5698-121-5180-0	GASKET, SCREW Joint	2	981215-1380
17-25	5698-121-1532-0	GAUGE, LEVEL Jauge	1	981211-5320
17-27	5641-561-9004-0	WASHER, SP Rondelle train	3	115619-0040
17-28	5641-572-9006-0	NUT Eccrou	3	115729-0060
17-29	5640-962-3013-0	O-RING Joint torique	1	109623-0130
17-31	5698-123-3101-0	PLUNGER ASSY Corps de clapet	3	981233-1010
17-32	5698-124-3101-0	VALVE, DEL Clapet de refoulement	3	981243-1010
17-34	5698-124-1303-0	SPRING, DEL VALVE Ressort	3	981241-3030
17-35	5698-124-5014-0	GASKET, DEL VALVE Joint	3	981245-0140
17-36	5698-124-1406-0	HOLDER, DEL VALVE Raccord d'injection	3	981241-4060
17-43	5641-562-2001-0	TAPPET ASSY Poussoir	3	115622-0010
17-44	5698-841-0265-0	NUT, TAPPET Eccrou	3	988410-2650
17-45	5698-122-1220-0	PIN, TAPPET Goupille	3	981221-2200
17-46	5698-122-1209-0	BOLT, TAPPET Vis	3	981221-2090
17-47	5641-562-2003-0	ROLLER, TAPPET Rouleau	3	115622-0030
17-48	5641-562-9001-0	BUSH, TAPPET Cousinnet	3	115629-0010
17-49	5698-122-1225-0	GUIDE, TAPPET Doigt de poussoir	3	981221-2250
17-57	5698-123-1404-0	SPRING, PLUNGER Ressort	3	981231-4040
17-58	5698-123-5015-0	SEAT, PLUNGER SP Coupette supérieure	3	981235-0150
17-59	5698-123-5016-0	SEAT, PLUNGER SPRING Coupette inférieure	3	981235-0160
17-60	5698-122-5058-0	SLEEVE, PLUNGER CONTROL Manchon	3	981225-0580
17-61	5698-122-5057-0	PINION, CONTROL SLEEVE Pignon de débrayage	3	981225-0570
17-62	5698-123-5003-0	SCREW, PINION Vis	3	981235-0030
17-66	5698-121-5336-0	RACK, CONTROL Cremaille	1	981215-3360
16-67	5641-563-9003-0	SCREW, CONTROL RACK Vis	1	115639-0030
17-75	5698-122-3106-0	SHAFT, CAM Arbre à cames	1	981223-1060
17-76	5690-009-0233-0	BEARING, BALL Roulement radial	1	900090-2330
17-77	5690-009-0066-0	BEARING, BALL Roulement radial	1	900090-0660

Ref.No. Réf.Nº.	Parts No. Pièces Nº.	Description Désignation	Q'ty Quant	Remarks Remarques
17- 82	5698-122-5059-0	RING, CAMSHAFT Anneau	1	981225-0590
17- 83	5698-122-5045-0	RING, SIDE Anneau	1	981225-0450
17- 90	5698-122-5041-0	SEAL, OIL Bague d'étanchéité	1	981225-0410
17- 93	5698-121-3207-0	HOUSING, COVER Couvercle	1	981213-2070
17- 95	5681-561-9053-0	BOLT Vis	4	515619-0530
17-108	5698-132-5301-0	KEY, WOODRUFF Clavette	1	981325-3010
17-111	5698-132-5301-0	BOLT, JOINT Vis	1	909906-3250
17-113	5641-575-9001-0	PACKING Joint	2	115759-0010
17-119	5698-121-5061-0	BREATHER, AIR Clapet à air	1	981215-0610
17-121	5641-563-9008-0	GASKET Joint	1	115639-0080
17-145	5698-121-5146-0	BOLT, JOINT Vis	1	981215-1460
17-146	5698-139-1507-0	EYE, OVER FLOW Trou	1	981391-5070
17-147	5698-139-1703-0	GASKET Joint	1	981391-7030
17-150	5681-572-9002-0	PLUG, TAPPET Bouchon	1	515729-0020
17-151	5698-121-5078-0	PLUG, TAPPET Bouchon	2	981215-0780
17-152	5698-121-5004-0	PLUG, TAPPET Bouchon	2	981215-0040
17-153	5641-563-9009-0	GASKET, PLUG Joint	2	115639-0090
17-162	5690-916-0610-0	WASHER Rondelle	4	909160-6100
17-163	5698-841-0222-0	WASHER, SP Rondelle	4	988410-2220
17-164	5681-563-9007-0	NUT Eccrou	4	515639-0020

Fig. 18 GOVERNOR (MECHANICAL); INJECTION PUMP
Regulateur



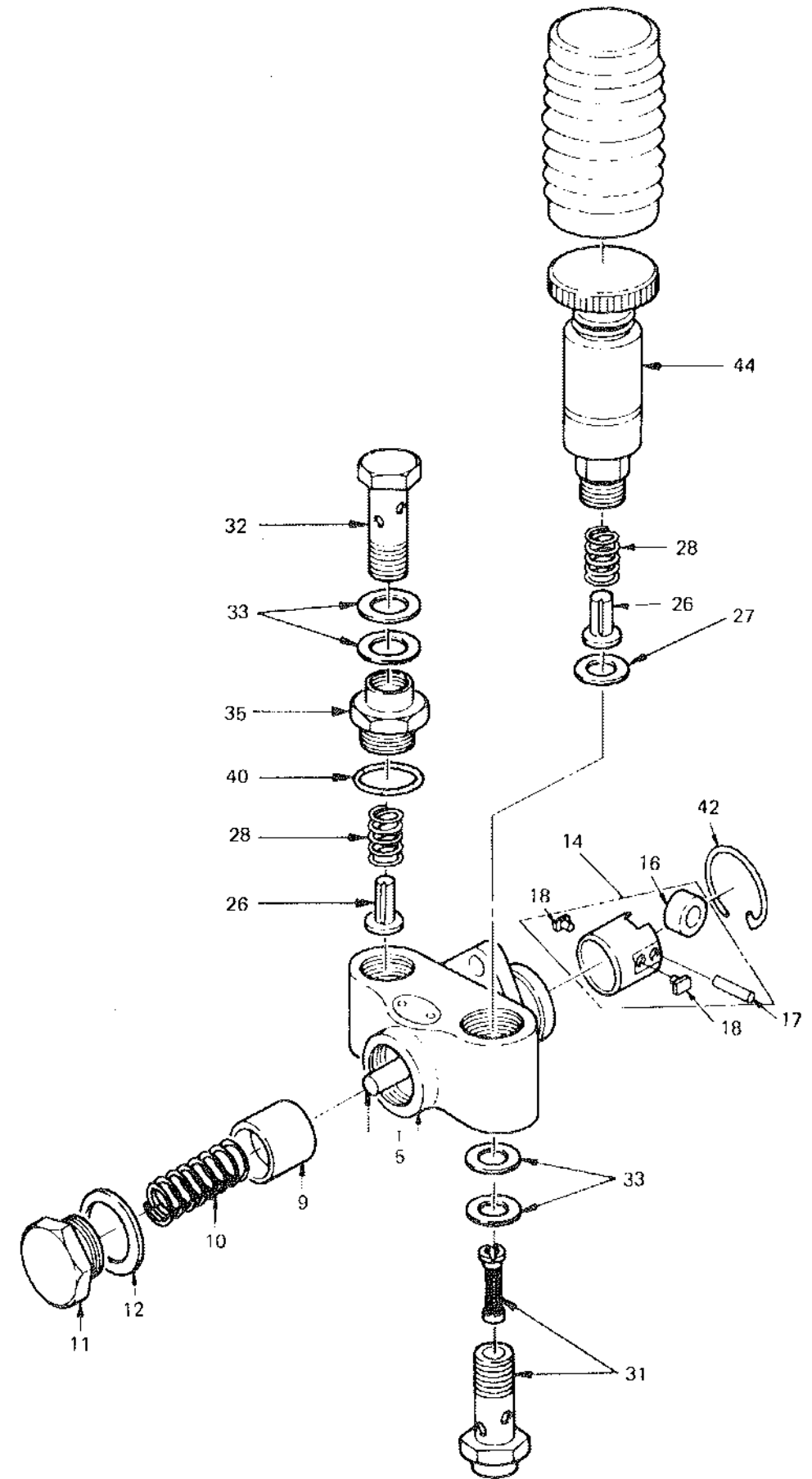
Ref.No. Réf.Nº.	Parts No. Pièces N°.	Description Désignation	Q'ty Quant	Remarks Remarques
18- 0-1	5681-572-0005-0	GOVERNOR ASSY Regulateur	1	515720-0050
18- 5	5681-572-1007-0	HOUSING, GOVERNOR Carrosse	1	515721-0070
18- 7	5698-139-1608-0	PLUG, HOUSING Bouchon	1	981391-6080
18- 8	5698-131-5062-0	GASKET, PLUG Joint	1	981315-0620
18- 9	5698-131-5214-0	BREATHER, AIR Clapot à air	1	981315-2140
18-10	5641-563-9008-0	GASKET, AIR BREATHER Joint	1	115639-0080
18-11	5698-132-6124-0	PLUG, HOUSING Bouchon	1	981326-1240
18-13	5698-131-5065-0	ADAPTER, HOUSING Raccord	1	981315-0650
18-14	5690-190-0818-0	BOLT Vis	1	901900-8180
18-15	5698-132-5397-0	PLATE, HOUSING Plaque	1	981325-3970
18-18	5698-132-5200-0	SCREW Vis	1	981325-2000
18-19	5698-132-5237-0	NUT, LOCK Eccrou	2	981325-2370
18-26	5698-132-5182-0	SCREW Vis	1	981325-1820
18-27	5698-132-6112-0	NUT Eccrou	1	981326-1120
18-30	5681-572-1008-0	COVER, GOVERNOR Couvercle	1	515721-0080
18-36	5698-139-1108-0	SCREW Vis	1	981391-1080
18-40	5698-132-1189-0	COVER Couvercle	1	981321-1890
18-41	5681-572-9113-0	GAUGE, LEVEL Jauge	1	515729-1130
18-42	5698-139-1907-0	O-RING Joint torique	1	981391-9070
18-47	5698-123-5034-0	CAP Bouchon	1	981235-0340
18-50	5698-132-1310-0	FLYWEIGHT ASSY Masselette	1	981321-3100
18-52	5698-132-5301-0	KEY, WOODRUFF Clavette	1	981325-3010
18-54	5698-841-0200-0	NUT, FLYWEIGHT Eccrou	1	988410-2000
18-58	5670-009-0229-0	BEARING, FLYWEIGHT Roulement radial	1	900090-2290
18-63	5698-132-2282-0	SPRING, GOVERNOR Ressort	1	981322-2820
18-64	5698-132-1660-0	SPRING, LINK Ressort	1	981321-6600
18-67	5641-572-3020-0	CAPSULE, SPRING Capsule	1	115723-0200
18-68	5698-139-3201-0	NUT Eccrou	1	981393-20 0
18-69	5641-563-9008-0	GASKET, SP CAPSULE Joint	1	115639-0080
18-70	5698-132-5112-0	NUT, CAP Eccrou	1	981325-1120
18-73	5681-572-3069-0	CAPSULE, SPRING Capsule	1	515723-0690
18-74	5690-081-3023-0	NUT, SP CAPSULE Eccrou	1	900813-0230
18-77	5698-132-1721-0	LEVER, SWIVEL Lever	1	981321-7210
18-81	5698-132-1205-0	O-RING Joint torique	2	981321-2050
18-83	5698-132-1220-0	SEAL, OIL Bague d'étanchéité	1	981321-2200
18-84	5698-132-5173-0	SHIM Cale	1	981325-1730
18-85	5698-132-5097-0	SHIM Cale	AR	981325-0970
18-86	5698-132-5318-0	PLUG Bouchon	1	981325-3180

Ref.No. Réf.Nº.	Parts No. Pièces N°.	Description Désignation	Q'ty Quant	Remarks Remarques
18- 88	5698-132-5030-0	KEY, WOODRUFF Clavette	1	981325-0300
18- 89	5698-139-1307-0	COLLAR, SWIVEL LEVER Collier	1	981391-3070
18- 90	5698-132-5488-0	WASHER, SWIVEL LEVER Rondelle	AK	981325-4880
18- 94	5698-132-1705-0	LEVER, FLOATING Lavier	1	981321-7050
18- 95	5698-132-5181-0	SHIM Cafe	2	981325-1810
18- 96	5698-131-5191-0	PIN, SPLIT Goupille fendue	1	981315-1910
18-100	5698-132-1713-0	LINK Chénon	1	981321-7130
18-103	5698-132-5062-0	PIN Goupille	1	981325-0620
18-104	5641-572-5021-0	LEVER, SWIVEL Lavier	1	115725-0210
18-115	5698-122-5.19-0	SEAL, OIL Bague d'étanchéité	1	981225-0190
18-116	5691-572-9001-0	GASKET Joint	1	915729-0010
18-117	5691-572-9002-0	GASKET Joint	1	915729-0020

SERVICE MEMO

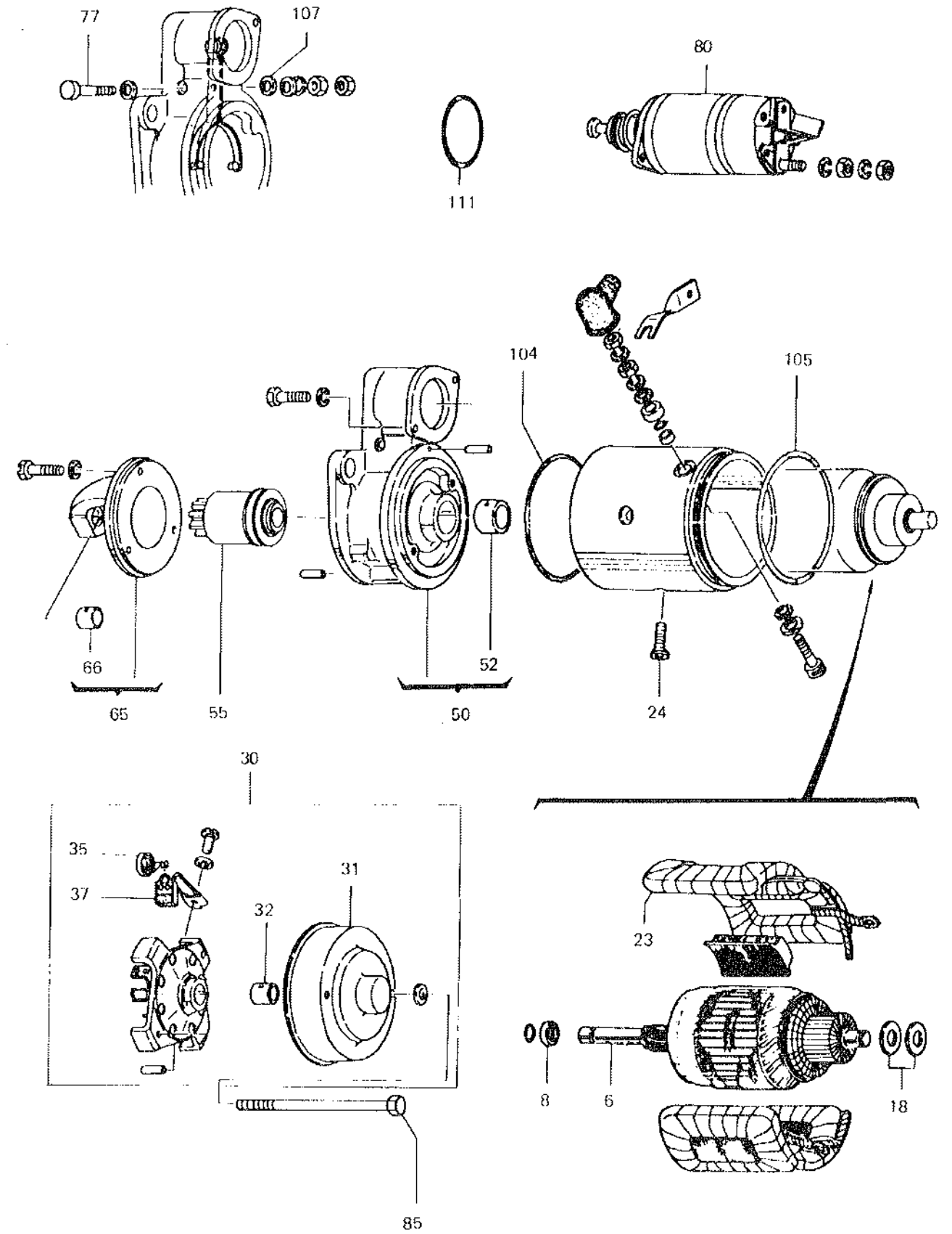
A series of horizontal dotted lines for writing.

Fig. 19 FEED PUMP; INJECTION PUMP
Pompe a main



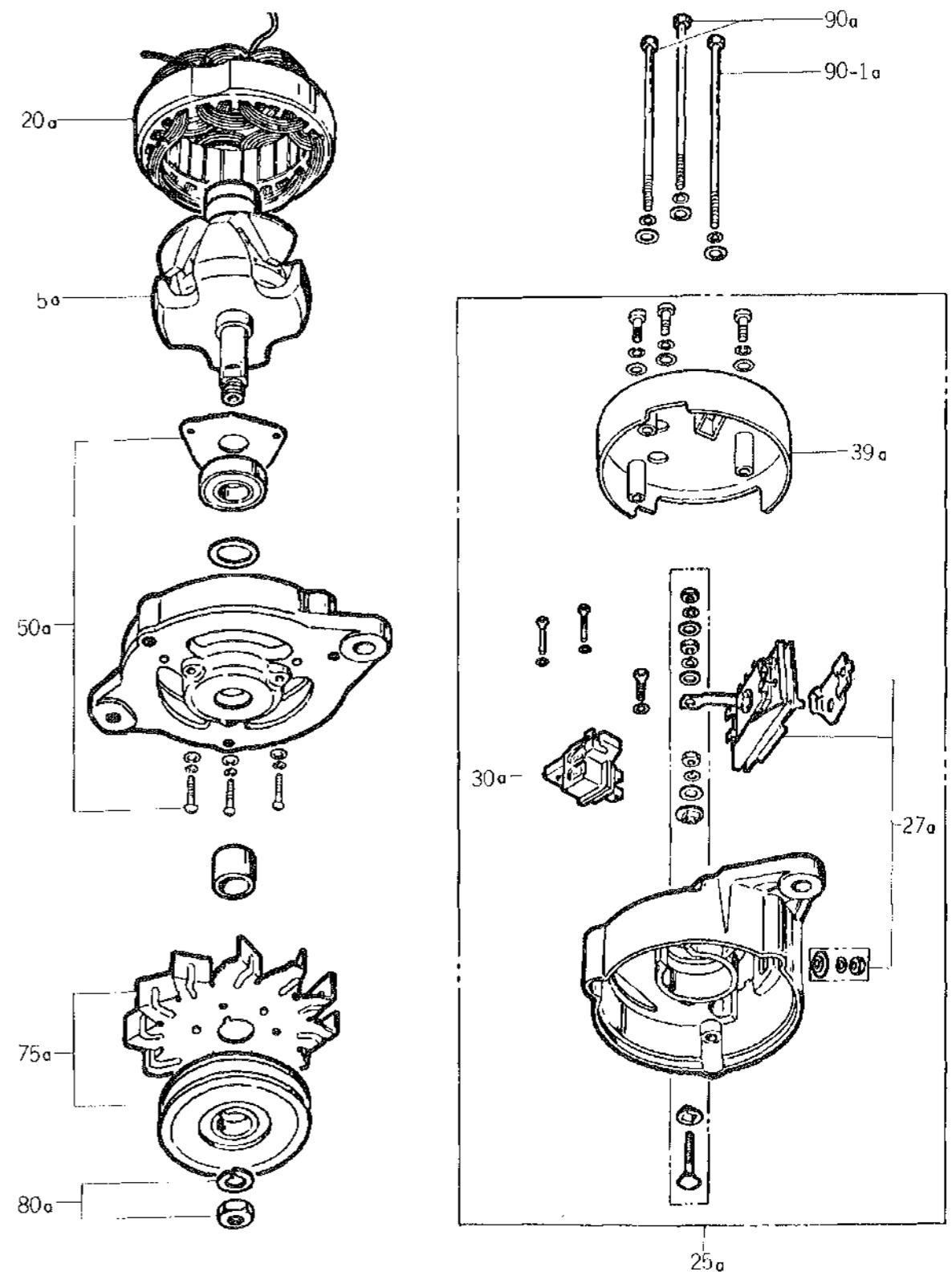
Ref.No. Réf.Nº.	Parts No. Pièces Nº.	Description Désignation	Q'ty Quant	Remarks Remarques
19- 0-1	5681-575-0004-0	PUMP, FEED ASSY Pompe alimentaire	1	515750-0040
19- 5	5681-575-1002-0	HOUSING, FEED PUMP Carasse	1	515751-0020
19- 9	5698-135-1205-0	PISTON Piston	1	981351-2050
19-10	5698-135-1303-0	SPRING, PISTON Ressort	1	981351-3030
19-11	5698-135-5023-0	PLUG, SP PISTON Bouchon	1	981355-0230
19-12	5698-135-5035-0	GASKET, PLUG Joint	1	981355-0350
19-14	5681-575-4001-0	TAPPET, ASSY Poussoir	1	515754-0010
19-16	5698-135-1403-0	ROLLER, TAPPET Rouleau	1	981351-4030
19-17	5698-135-1310-0	PIN, TAPPET Goupille	1	981351-4100
19-18	5641-575-9002-0	GUIDE, TAPPET Ogite de poussoir	2	115759-0020
19-26	5698-135-1602-0	VALVE, CHECK Valve	2	981351-6020
19-27	5698-135-5031-0	GASKET, CHECK VALVE Joint	1	981355-0310
19-28	5698-135-1702-0	SPRING, CHECK VALVE Ressort	2	981351-7020
19-31	5698-135-5076-0	BOLT, JOINT Vis	1	981355-0760
19-32	5690-990-6325-0	BOLT, JOINT Vis	1	909906-3250
19-33	5641-575-9001-0	PACKING, JOINT BOLT Joint	4	115759-0010
19-35	5641-575-9003-0	ADAPTER, CHECK VALVE Raccord	1	115759-0030
19-40	5640-962-3016-0	O-RING Joint torique	1	109623-0160
19-42	5698-135-5025-0	RING, SNAP Collet d'axe	1	981355-0250
19-44	5698-135-2104-0	PUMP, PRIMING Pompe	1	981352-1040

Fig.20 STARTER
Demarreur



Ref.No. Réf.Nº.	Parts No. Pièces Nº.	Description Désignation	Q'ty Quant	Remarks Remarques
20- 0-1	5698-210-0608-1	STARTER/12V-1.8KW Démarreur	1	982100-6081
20- 6	5698-212-3104-0	ARMATURE Induit	1	982123-1040
20- 8	5688-112-8026-0	STOPPER, PINION Butée	1	581128-0260
20- 18	5688-112-8028-0	WASHER, ADJ Rondelle	2	581128-0280
20- 23	5698-211-1298-0	COIL, FIELD Inducteur	1	982111-2980
20- 24	5688-112-9024-0	SCREW, SET Vis	4	581129-0240
20- 30	5698-211-6149-0	COVER, R. ASSY Cage du collecteur	1	982116-1490
20- 31	5698-211-3901-0	COVER, R Capot de fermeture	1	982113-9010
20- 32	5698-211-5433-0	METAL, R Collier	1	982115-4330
20- 35	5698-211-1731-0	SPRING, BRUSH ressort	4	982111-7310
20- 37	5698-211-1654-0	BRUSH Brosse	4	982111-6540
20- 50	5698-212-6107-0	BRACKET, CENTER ASSY Cage du bendix	1	982126-1070
20- 52	5698-212-6108-0 5698-212-1600-0	METAL, CENTER Collier	1	982126-1080 <i>inf 62.08(16)</i>
20- 55	5698-212-3204-0	CLUTCH, PINION ASSY Roue libre à rouleaux	1	982123-2040
20- 65	5698-211-1384-0	CASE, GEAR ASSY Carter	1	982111-3840
20- 66	5698-211-5433-0	METAL, F Collier	1	982115-4330
20- 77	5688-112-9021-0	PIN, SHIFT LEVER Vis	1	581129-0210
20- 80	5698-215-0503-1	SWITCH, MAGNETIC ASSY Contacteur	1	982150-5031
20- 85	5698-211-6120-0	BOLT, THROUGH Vis	2	982116-1200
20-104	5698-215-5307-0	PACKING Joint	1	982155-3070
20-105	5698-211-5362-0	O-RING Joint torique	1	982115-3620
20-107	5688-112-9022-0	PACKING Joint	4	581129-0220
20-111	5688-112-9023-0	O-RING Joint torique	1	581129-0230

Fig.21 GENERATOR
Dynamo



Ref.No. Réf.Nº.	Parts No. Pièces Nº.	Description Désignation	Q'ty Quant	Remarks Remarques
21- 0-1	5688-120-0272-0	GENERATOR/12V - 20A Dynamo	1	581200-2720
21- 5a	5688-122-1030-0	ROTOR ASSY Rotor	1	581221-0300
21-20a	5688-121-1024-0	STATOR ASSY Stator	1	581211-0240
21-25a	5688-121-4033-0	COVER, R. ASSY Flaque ar.	1	581214-0330
21-27a	5698-223-1619-0	RECTIFIER ASSY Plaque a diodes	1	982231-6190
21-30a	5688-121-5008-0	BRUSH & HOLDER ASSY Balai	1	581215-0080
21-39a	5688-121-8009-0	COVER, RECTIFIER Support de pater	1	581218-0090
21-50a	5698-223-1308-0	COVER, F. ASSY Flaque ar.	1	982231-3080
21-75a	5688-122-2032-0	PULLEY ASSY Poulie	1	581222-0320
21-80	5698-223-5074-0	NUT, PULLEY ASSY Eccu	1	982235-0740
21-90a	5698-223-5072-0	BOLT, THROUGH Vis	2	982235-0720
21-90-1a	5688-122-9042-0	BOLT, THROUGH Vis	1	581229-0420


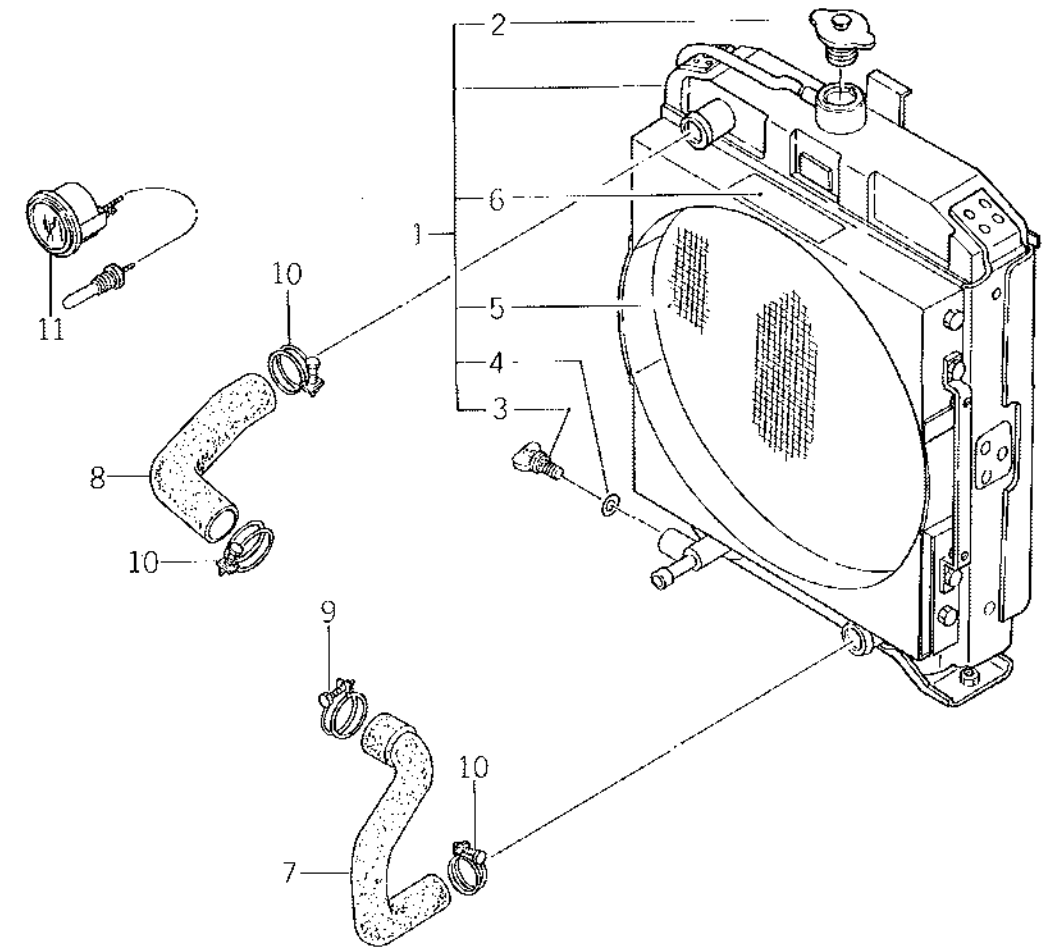
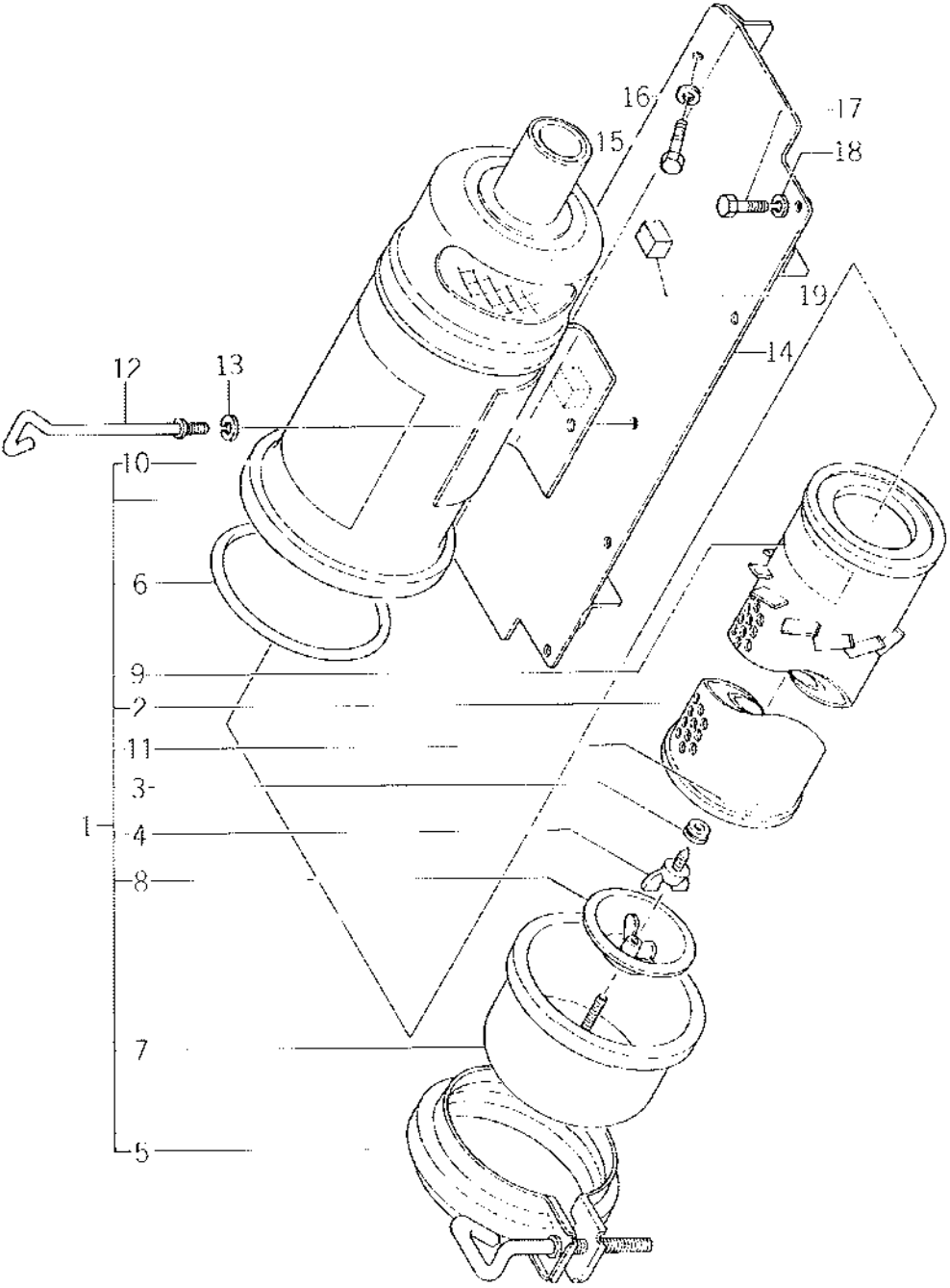


Fig.22 RADIATOR
Radiateur



Ref.No. Réf.Nº.	Parts No. Pièces Nº.	Description Désignation	Q'ty Quant	Remarks Remarques
22- 1	1426-151-2100-0	RADIATOR ASSY Radiateur complet	1	
22- 2	1431-151-2120-0	CAP Bouchon de radiateur	1	
22- 3	1424-101-2030-0	PLUG Régulateur de vidange	1	
22- 4	1424-101-2040-0	PACKING Joint de vidange	1	
22- 5	1424-101-2050-0	NET Filet	1	
22- 6	1422-151-2120-0	PLATE, CAUTION Etiquette	1	
22- 7	1424-101-0020-0	HOSE, RADIATOR LW Durite d'eau	1	
22- 8	1424-101-0030-0	HOSE, RADIATOR UP Durite d'eau	1	
22- 9	1424-101-0040-0	CLIP/45 Collier	1	
22-10	1424-101-0050-0	CLIP/42 Collier	3	
22-11	1431-152-2500-0 1426-152-2200-0	THERMOMETER Thermomètre	1	ⓑ parts info Part 13, 82

Fig.23 INTAKE SYSTEM
Filtre a air

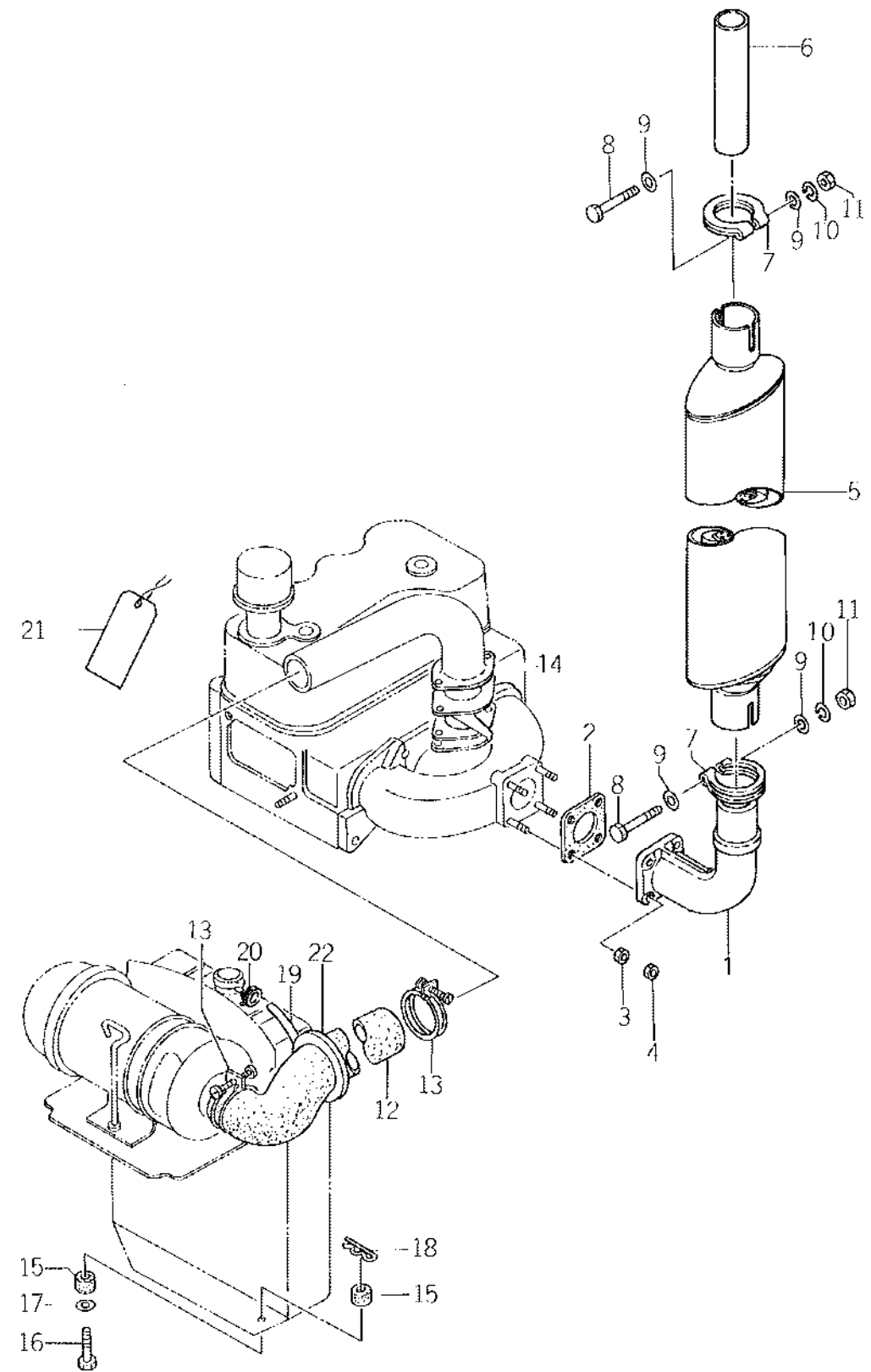


Ref.No. Réf.Nº.	Parts No. Pièces N°.	Description Désignation	Q'ty Quant	Remarks Remarques
X 23- 1	1431-151-2300-0	CLEANER, AIR ASSY Filtre a air	1	
X 23- 2	1431-151-2500-0	*ELEMENT ASSY/PAPER Cartouche	1	
X 23- 3	1416-101-0110-0	*PACKING ASSY Joint	1	
X 23- 4	1423-101-0040-0	*BOLT, WING/M10 Vis a oreilles	1	
X 23- 5	1416-101-0070-0	*BAND ASSY Bande	1	
X 23- 6	1416-101-0140-0	*O-RING Joint torique	1	
A 23- 7	1416-101-0120-0	*PAN, DUST ASSY Casseroles	1	
X 23- 8	1416-101-0130-0	*DIVIDER ASSY Diviseur	1	
X 23- 9	1422-152-2310-0	*PAPER, CAUTION (A) Etiquette A	1	
X 23-10	1422-152-2210-0	*PAPER, CAUTION (B) Etiquette B	1	
X 23-11	1422-152-2320-0	*PAPER, CAUTION (C) Etiquette C	1	
23-12	1421-101-0130-0	BOLT, WING Vis a oreilles	1	
23-13	V402-260-0080-0	WASHER, SP/M8 Rondelle frein	1	
23-14	1423-602-4001-0	BRACKET Support	1	
23-15	V201-260-8020-0	BOLT/M8 x 20 Vis	2	
23-16	V401-160-0080-0	WASHER, SP/M8 Rondelle frein	2	
23-17	V201-260-8020-0	BOLT/M8 x 20 Vis	4	
23-18	V401-160-0080-0	WASHER, SP/M8 Rondelle frein	4	
23-19	1421-602-0080-0	CUSHION, C/RUBBER Silentbloc	2	
23-20				
23-21				
23-22				
23-23				
23-24				
23-25				
23-26				
23-27				
23-28				

see attached

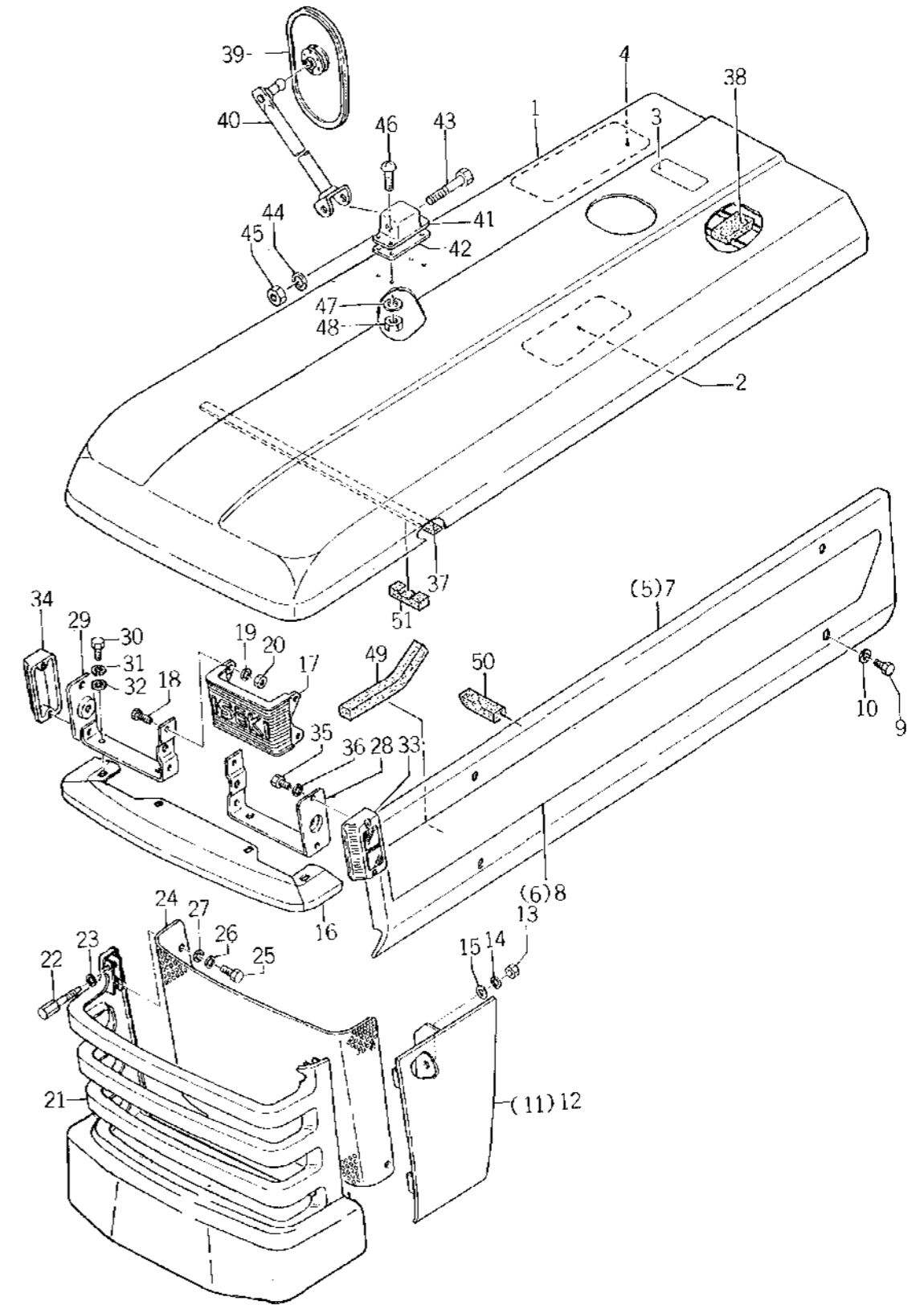
Fig.24 EXHAUST AND INTAKE SYSTEM

Silencieux et tuyau d'echappement



Ref.No. Réf.Nº.	Parts No. Pièces Nº.	Description Désignation	Q'ty Quant	Remarks Remarques
24- 1	1425-101-0010-0	PIPE, EXH. Pipe d'échappement	1	
24- 2	1415-101-0180-0	GASKET Joint	1	
24- 3	V303-260-0080-0	NUT/MB Erou	4	
24- 4	V305-260-0080-0	NUT/MB Erou	4	
24- 5	1421-101-3000-0	MUFFLER Silencieux	1	
24- 6	1421-101-0030-0	PIPE, TAILL Tube d'échappement	1	
24- 7	1431-101-0020-0	CLAMP, MUFFLER Attache	2	
24- 8	V201-261-0070-0	BOLT/M10 X 70 Vis	2	
24- 9	V413-160-0100-0	WASHER/M10 Rondelle	4	
24-10	V401-160-0100-0	WASHER, SP/M10 Rondelle frein	2	
24-11	V300-260-0100-0	NUT/M10 Erou	2	
24-12	1423-101-0030-0	PIPE/RUBBER Durit	1	
24-13	1415-101-0400-0	CLIP, C Collier	2	
24-14	1426-101-1000-0	PIPE, INLET Pipe d'admission	1	
24-15	1415-101-0100-0	CUSHION, RADIATOR Silentbloc	4	
24-16	1421-101-0010-0	BOLT/M10 X 42 Vis	2	
24-17	V413-160-0120-0	WASHER/M12 Rondelle	2	
24-18	1305-241-0011-0	PIN, HAIR Attache bête	2	
24-19	1425-101-0020-0	HOSE, DRAIN Conduit d'expansion	1	
24-20	1417-102-0050-0	BAND, HOSE Collier	2	
24-21	1427-932-0030-0	TAG, CAUTION Etiquette	1	*
24-22	1422-605-0060-0	SEAL, (D) Joint	1	

Fig.25 BONNET
Carenage



CHASSIS

Ref. No. Réf. N°	Parts No. Pièces N°	Description Désignation	Q'ty Quant	Remarks Remarques
25- 1	1426-651-2000-1	BONNET Capot du moteur	1	
25- 2	1426-938-0011-0	MARK, OIL Étiquette	1	
25- 2-1	1426-935-0011-0	MARK, OIL Étiquette	1	* French
25- 3	1427-941-0160-0	MARK, FUEL Étiquette	1	
25- 3-1	1427-934-0130-0	MARK, FUEL Étiquette	1	* French
X 25- 4	1431-938-0021-0 1431-938-0022-0	MARK, WIRING Étiquette	1	(B) info n° 81-32 (5/5) Dec. 26, '81.
X 25- 4-1	1431-935-0021-0 1431-935-0022-0	MARK, WIRING Étiquette	1	* French (B) " " "
25- 5	1425-601-0010-0	SIDE, BONNET LH Plaque	1	
25- 6	1426-903-0012-0	MARK, SIDE LH Plaque laterale G.	1	
25- 6-1	1426-938-0020-0	MARK, SIDE LH Plaque	4	(E) info n° 81-32 (2/5) Dec. 26, '81 for EGI
25- 7	1425-601-0020-0	SIDE, BONNET RH Plaque	1	
25- 8	1426-903-0022-0	MARK, SIDE RH Plaque laterale D.	1	
25- 8-1	1426-938-0030-0	MARK, SIDE RH Plaque	4	(E) info n° 81-32 (2/5) Dec. 26, '81 for EGI
25- 9	1421-601-0030-0	BOLT, SET Vis	8	
X 25-10	1421-601-0130-0 V413-150-0080-0	WASHER/M8 Rondelle	8	(A) info 82-08 (6/6) March 31, '81
25-11	1426-601-2000-1	PLATE, SIDE LH Jong G.	1	
25-11-1	1423-601-2000-0	PLATE, SIDE LH Jong D.	4	(E) info n° 81-32 (2/5) Dec. 26, '81
25-12	1426-601-3000-1	PLATE, SIDE RH Jong G.	1	
25-12-1	1423-601-3000-0	PLATE, SIDE RH Jong D.	4	(E) " " " "
25-13	V300-260-0080-0	NUT/M8 Ecran	4	for EGI
25-14	V401-160-0080-0	WASHER, SP/M8 Rondelle frein	4	
25-15	1326-616-0010-0	WASHER Rondelle	1	
25-16	1423-601-0030-1	MASK, F. Traverse av.	1	
25-17	1423-901-0030-0	MARK, F. Étiquette	1	
25-18	V200-260-6016-0	BOLT/M8 x 16 Vis	4	
25-19	V401-160-0060-0	WASHER, SP/M8 Rondelle frein	4	
25-20	V300-260-0060-0	NUT/M8 Ecran	4	
25-21	1426-651-2100-8	GRILLE Calandre	1	
X 25-21-1	1431-651-2001-0	GRILLE Calandre	4	(E) info n° 81-32 (2/5) Dec. 26, '81 for EGI
25-22	1423-601-0050-0	BOLT, GRILLE SET Vis	4	
25-23	V401-160-0080-0	WASHER, SP/M8 Rondelle frein	4	
25-24	1423-601-0040-0	NET Filtre	1	
25-25	V201-260-8016-0	BOLT/M8 x 16 Vis	5	
25-26	V401-160-0080-0	WASHER, SP/M8 Rondelle frein	9	
25-27	V413-160-0080-0	WASHER/M8 Rondelle	4	
25-28	1421-601-0111-0	STAY, LIGHT LH Appui G.	1	
25-29	1421-601-0121-0	STAY, LIGHT RH Appui D.	1	
25-30	V201-260-8020-0	BOLT/M8 x 20 Bolt	4	
25-31	V401-160-0080-0	WASHER, SP/M8 Rondelle frein	4	
25-32	V413-160-0080-0	WASHER/M8 Rondelle	4	
25-33	1421-601-0080-0	MARKER, SIDE LH Étiquette	1	
25-34	1421-601-0090-0	MARKER, SIDE RH Étiquette	1	
25-35	V200-260-6012-0	BOLT/M8 x 12 Vis	4	

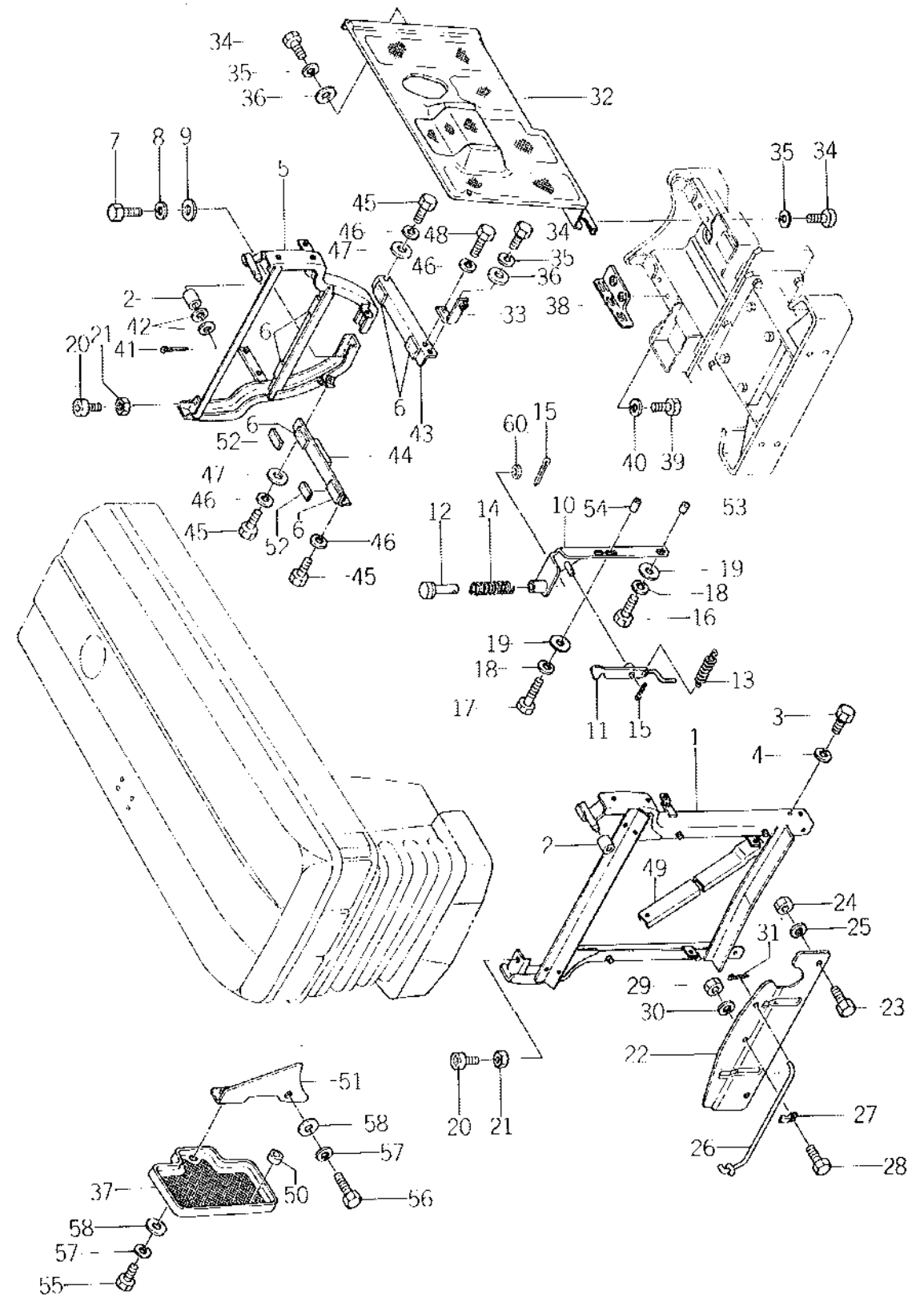
Ref.No. Réf.Nº.	Parts No. Pièces Nº.	Description Désignation	Q'ty Quant	Remarks Remarques
25-36	V401-160-0060-0	WASHER, SP/M6 Rondelle frein	4	
25-37	1423-601-0060-0	SEAL Joint	1	
25-38	1423-601-0080-0	RUBBER, TENSION B Joint	3	
25-39	1421-621-2100-0	MIRROR, R.VIEW ASSY Retroviseur	1	
25-40	1421-621-2200-0	STAY, MIRROR Appui	1	
25-41	1421-621-0390-0	BRACKET, MIRROR Support	1	
25-42	1421-621-0410-0	PACKING Joint	1	
25-43	V201-261-0050-0	BOLT/M10 x 50 Vis	1	
25-44	V401-160-0100-0	WASHER, SP/M10 Rondelle frein	1	
25-45	V300-260-0100-0	NUT/M10 Ecou	1	
25-46	V111-166-0016-0	SCREW/M6 x 16 Vis	4	
25-47	V401-160-0060-0	WASHER, SP/M6 Rondelle frein	4	
25-48	V300-260-0060-0	NUT/M6 Ecou	4	
25-49	1426-601-0010-0	SEAL, (A) Joint	2	
25-50	1426-601-0020-0	SEAL, (B) Joint	2	
25-51	1426-601-0030-0	SEAL, (C) Joint	2	

SERVICE MEMO

Dotted lines for writing.

Fig. 26 FRAME AND FAN COVER

Chassis



Ref.No. Réf.Nº.	Parts No. Pièces Nº.	Description Désignation	Q'ty Quant	Remarks Remarques
26- 1	1431-656-2001-0	FRAME, F- Chassis av.	1	
26- 2	1421-602-0010-0	BUSH Cousinnet	2	
26- 3	V201-260-8016-0	BOLT/M8 x 16 Vis	6	
26- 4	V401-160-0080-0	WASHER, SP/M8 Rondelle frein	6	
26- 5	1431-656-2100-0	FRAME, R- Chassis ar.	1	
26- 6	3746-261-2050-0	PLATE Plaque	6	
26- 7	V201-460-8016-0	BOLT/M8 x 16 Vis	4	
26- 8	V401-160-0080-0	WASHER, SP/M8 Rondelle frein	4	
26- 9	V413-160-0080-0	WASHER/M8 Rondelle	4	
26-10	1426-602-1000-0	STAY, CATCHER Appui	1	
26-11	1421-602-4001-0	HOOK Crochet	1	
26-12	1421-602-0110-0	SUPPORT, SPRING Support	1	
26-13	1421-602-0030-0	SPRING, TENSION/85 Ressort	1	
26-14	1421-602-0040-0	SPRING, PRESS/85 Ressort	1	
26-15	V500-152-5015-0	PIN, SPLIT/2.5 x 15 Goupille fendue	2	
26-16	V201-260-8030-0	BOLT/M8 x 30 Vis	1	
26-17	V201-260-8035-0	BOLT/M8 x 35 Vis	1	
26-18	V401-160-0080-0	WASHER, SP/M8 Rondelle frein	2	
26-19	V413-160-0080-0	WASHER/M8 Rondelle	2	
26-20	1421-602-0051-0	CUSHION, D/RUBBER Cale B	2	
26-21	V302-260-0080-0	NUT/M8 Ecrou	2	
26-22	1423-602-0010-0	PLATE, SEAL Plaque	1	
26-23	V201-260-8016-0	BOLT/M8 x 16 Vis	2	
26-24	V300-260-0080-0	NUT/M8 Ecrou	2	
26-25	V401-160-0080-0	WASHER, SP/M8 Rondelle frein	2	
26-26	1421-602-8000-0	STOPPER, BONNET Arrêt	1	
26-27	1421-602-0070-0	SPRING, ROD Ressort	1	
26-28	V201-260-6012-0	BOLT/M8 x 12 Vis	1	
26-29	V300-260-0060-0	NUT/M8 Ecrou	1	
26-30	V401-160-0060-0	WASHER, SP/M8 Rondelle frein	1	
26-31	V500-152-0018-0	PIN, SPLIT/2 x 18 Goupille fendue	1	
26-32	1431-604-2001-0	COVER, FAN Couvercle	1	
26-33	1431-604-2200-0	STAY, COVER Bride	1	
26-34	V201-260-8016-0	BOLT/M8 x 16 Vis	4	
26-35	V401-160-0080-0	WASHER, SP/M8 Rondelle frein	4	
26-36	V413-160-0080-0	WASHER/M8 Rondelle	2	
26-37	1425-604-2001-0	COVER, FAN B Couvercle B	1	
26-38	1424-604-4001-0	COVER, FAN D Couvercle D	1	

Ref.No. Réf.Nº.	Parts No. Pièces Nº.	Description Désignation	Q'ty Quant	Remarks Remarques
26-39	V201-260-8016-0	BOLT/M8 x 16 Vis	2	
26-40	V401-160-0080-0	WASHER, SP/M8 Rondelle frein	2	
26-41	V500-152-5015-0	PIN, SPLIT/2.5 x 15 Goupille fendue	1	
26-42	V413-160-0080-0	WASHER/M8 Rondelle	2	
26-43	1424-111-1001-0	BASE, TANK LH Assiette de réservoir G.	1	
26-44	1424-111-2001-0	BASE, TANK RH Assiette de réservoir D.	1	
26-45	V201-260-8016-0	BOLT/M8 x 16 Vis	3	
26-46	V401-260-0080-0	WASHER, SP/M8 Rondelle frein	4	
26-47	V413-160-0080-0	WASHER/M8 Rondelle	2	
26-48	V201-260-8020-0	BOLT/M8 x 20 Vis	1	
26-49	1421-602-7000-0	STAY, BRACKET Appui	2	
26-50	1424-604-0010-0	COLLAR/9 x 14 x 8 Collier	1	
26-51	1425-604-2100-0	STAY, COVER Bride	1	
26-52	1421-602-0090-0	CUSHION, TANK/RUBBER Cale	2	For adjust
26-53	1425-602-2020-0	COLLAR/9 x 14 x 12 Collier	1	
26-54	1425-602-2030-0	COLLAR/9 x 14 x 16 Collier	1	
26-55	V201-260-8016-0	BOLT/M8 x 16 Vis	2	
26-56	V201-260-8025-0	BOLT/M8 x 25 Vis	1	
26-57	V401-160-0080-0	WASHER, SP/M8 Rondelle frein	3	
26-58	V413-160-0080-0	WASHER/M8 Rondelle	3	
26-60	V413-160-0100-0	WASHER/M10 Rondelle	1	

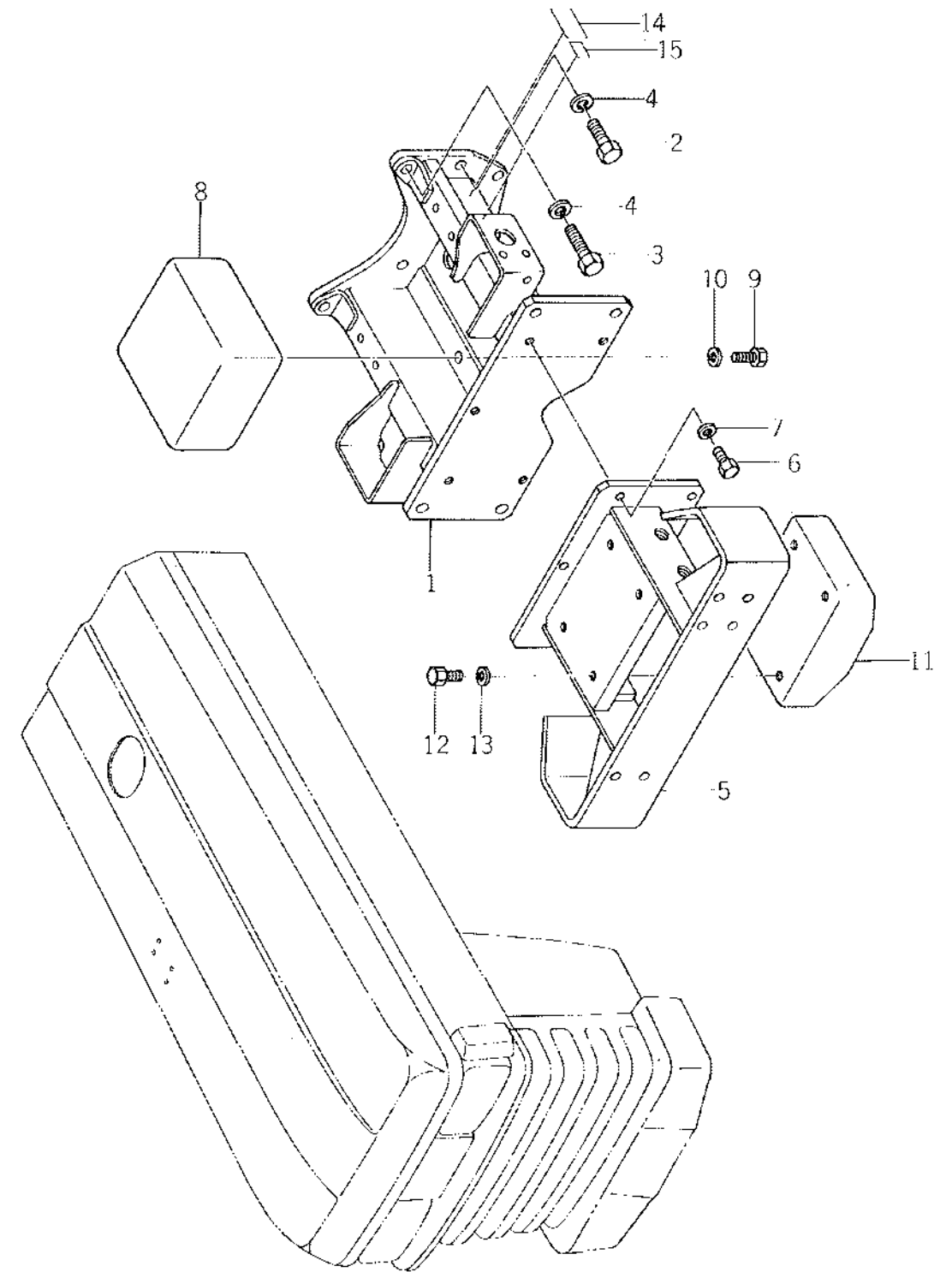
SERVICE MEMO

[This section contains 24 horizontal dashed lines for writing the content of the memo.]

)

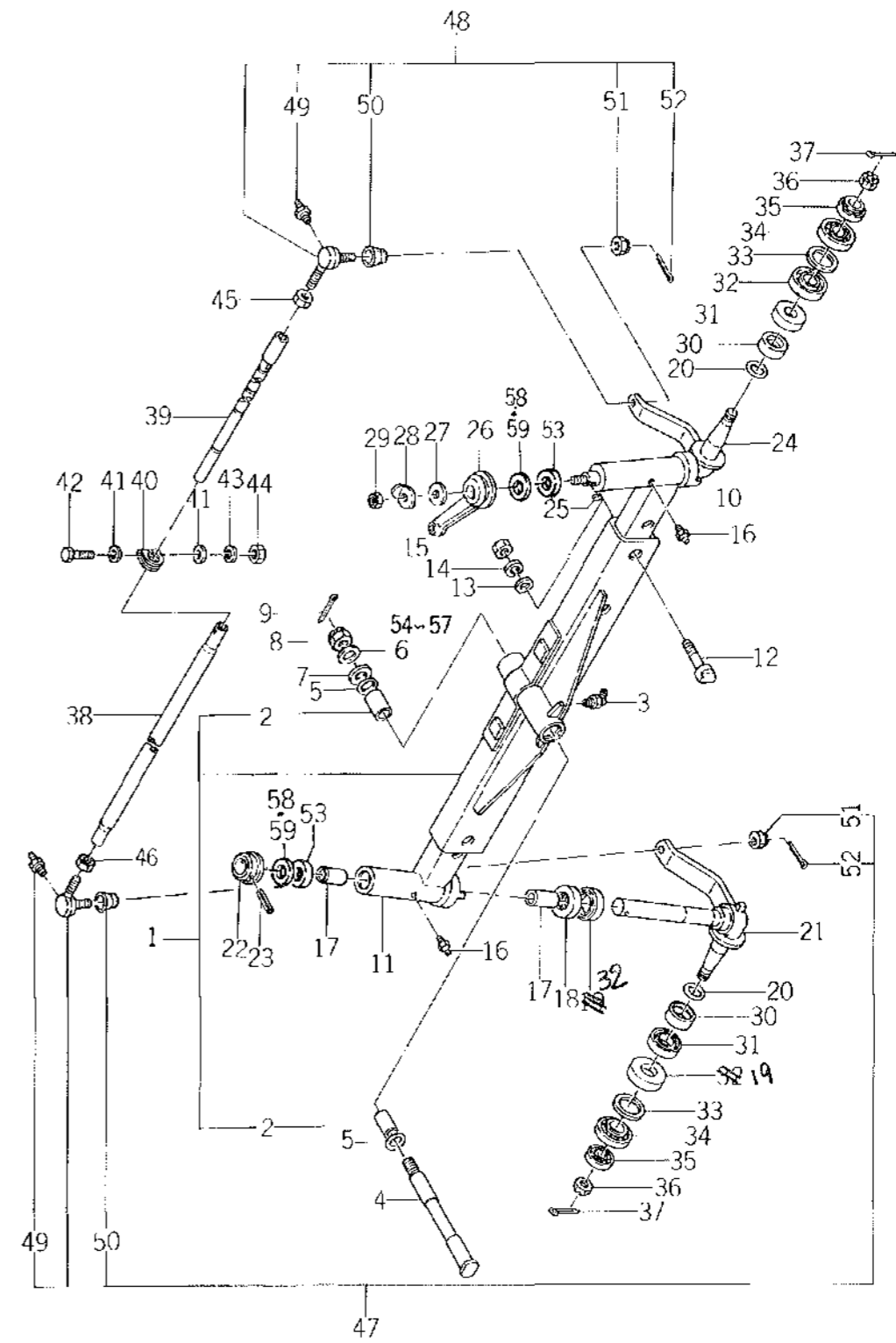
)

Fig.27 AXLE BRACKET AND BALANCE WEIGHT (S, D TYPE)
Support d'essieu



Ref.No. Réf.Nº.	Parts No. Pièces Nº.	Description Désignation	Q'ty Quant	Remarks Remarques
27- 1	1431-451-2000-0	BRACKET, AXLE Chassis av.	1	
27- 2	V201-461-4040-0	BOLT/M14 x 40 Vis	4	
27- 3	V201-461-4045-0	BOLT/M14 x 45 Vis	2	
27- 4	V401-160-0140-0	WASHER, SP/M14 Rondelle frein	6	
27- 5	1431-451-2200-0	HITCH, F- Support av.	1	
27- 6	V201-261-2025-0	BOLT/M12 x 25 Vis	5	
27- 7	V401-160-0120-0	WASHER, SP/M12 Rondelle frein	5	
27- 8	1417-401-0010-0	WEIGHT, BALANCE Contrepoids	1	* } * } Option for S-type * }
27- 9	V201-261-0020-0	BOLT/M10 x 20 Vis	4	
27-10	V401-160-0100-0	WASHER, SP/M10 Rondelle frein	4	
27-11	1415-401-0050-0	WEIGHT, BALANCE B Contrepoids B.	1	
27-12	V201-261-0020-0	BOLT/M10 x 20 Vis	4	
27-13	V401-160-0100-0	WASHER, SP/M10 Rondelle frein	4	
27-14	1426-947-0010-0	MARK, MODEL Etiquette	1	
27-15	1427-932-0140-0	MARK, TYPE/E41 Etiquette	1	E41
27-15-1	1427-932-0150-0	MARK, TYPE/E42 Etiquette	1	E42
27-15-2	1427-932-0160-0	MARK, TYPE/E43 Etiquette	1	E43
27-15-3	1427-932-0090-0	MARK, TYPE/E21 Etiquette	1	E21
27-15-4	1427-932-0110-0	MARK, TYPE/E22 Etiquette	1	E22
27-15-5	1427-948-0010-0	MARK, TYPE/E23 Etiquette	1	E23
27-15-6	1431-948-0010-0	Mark, Type/E 61	1	E 61

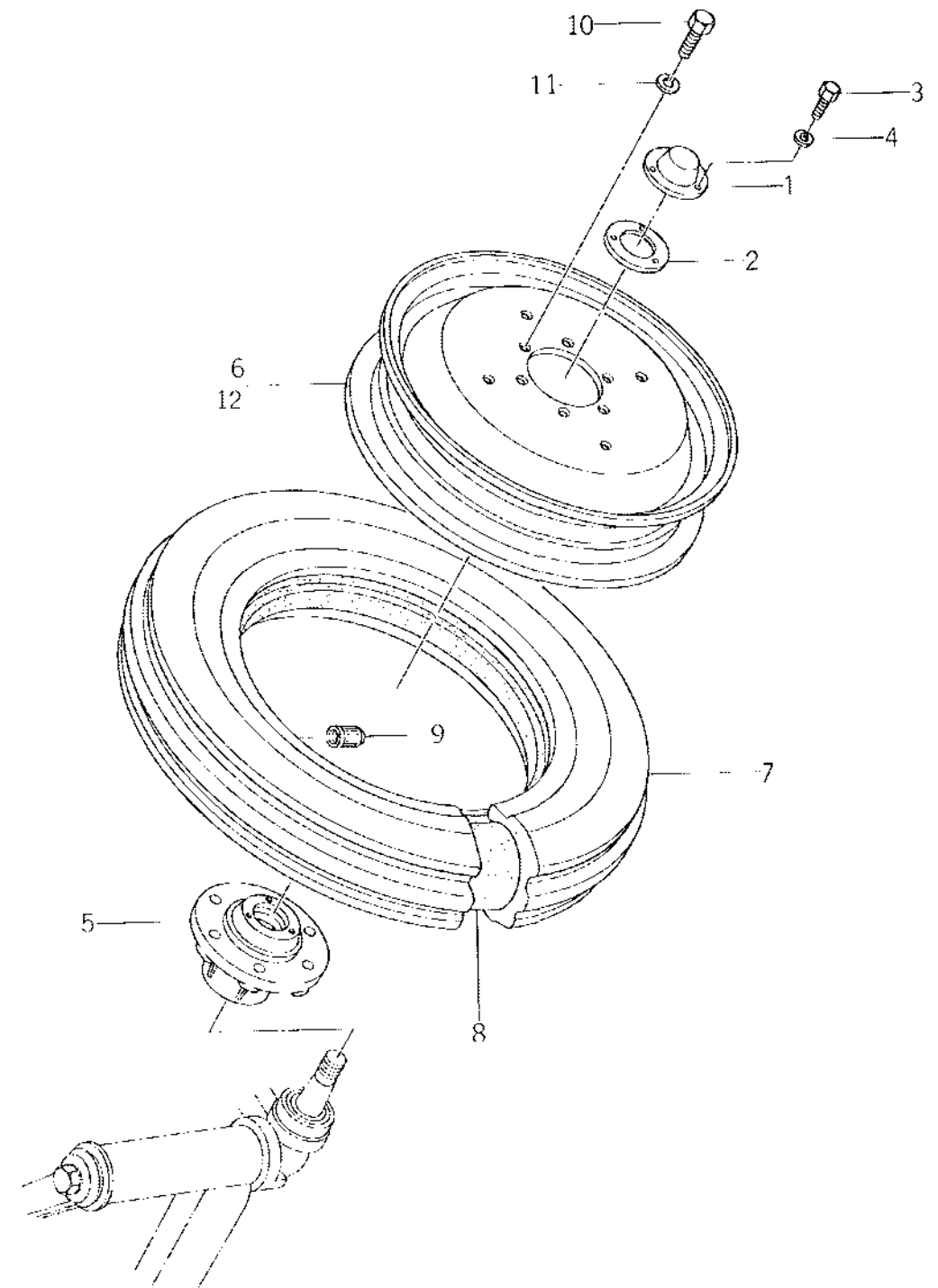
Fig.29 FRONT AXLE (S, D TYPE)
Essieu avant



Ref.No. Réf.Nº	Parts No. Pièces Nº	Description Désignation	Q'ty Quant	Remarks Remarques
29-1 29-0-1	1431-451-2100-0 1425-422-2101-0	AXLE, F Axe F AXLE LH SET	1 1	inc. 29-10, 14 info 82-08(416)
29-2 29-0-2	1407-402-0010-0 1425-422-2102-0	BUSH/30 X 34 X 30 Cousinnet AXLE RH SET	2 1	inc. 29-11, 14 info 82-08(416)
29-3	V763-400-0000-0	NIPPLE, GREASE Graisseur	1	
29-4	1415-401-0020-0	PIVOT, CENTER Pivot d'essieu	1	
29-5	V720-103-5030-0	O-RING/P30 Joint torique	2	
29-6	1415-401-0040-0	COLLAR, PIVOT Collier	1	
29-7	1415-401-0030-0	WASHER/21 X 42 X 6 Rondelle	1	
29-8	V320-260-0200-0	NUT, SLOTTED/M20 Ecroû à crans	1	
X29-9	V500-154-0040-0	PIN, SPLIT/4 X 40 Goupille fendue	1	
X29-10	1425-422-2001-0 1425-422-2002-0	END, AXLE LH Extrémité d'axe G	1	order 29-01 info 82-08(416)
X29-11	1425-422-2101-0 1425-422-2102-0	END, AXLE RH Extrémité d'axe D	1	order 29-0-2 info 82-08(416)
29-12	1426-402-0011-0	BOLT/M16 X 87 Vis	4	
29-13	1404-401-0170-0	WASHER, B/M16 Rondelle	4	
29-14	V401-160-0160-0	WASHER, SP/M16 Rondelle frein	4	
29-15	V300-460-0160-0	NUT/M16 Ecroû	4	
29-16	V761-400-0000-0	NIPPLE, GREASE Graisseur	2	
29-17	1414-501-0100-0	BUSH/35 X 40 X 35 Cousinnet	4	
29-18	1426-423-0020-0	BEARING, TB Butes à billes	2	
X29-19	V744-148-6509-0 V744-150-6509-0	SEAL, OIL/TC 50689 50689 Bague d'étanchéité	2	parts info March 13, 82
29-20	V720-103-5035-0	O-RING/P35 Joint torique	2	
29-21	1426-423-2500-0	SPINDLE, KNUCKLE RH Broche D.	1	
29-22	1426-423-2301-0	BOSS, KNUCKLE SPINDLE Moyeu	1	
29-23	V580-140-8056-0	PIN, SPRING W/B X 56 Goupille ressort	1	
29-24	1426-423-2400-0	SPINDLE, KNUCKLE LH Broche G.	1	
29-25	1326-708-0050-0	KEY Clevette	1	
29-26	1425-403-2201-0	ARM, DRAG Bras d'attelage	1	For S, D
29-26-1	1426-423-2202-0	ARM, DRAG Bras d'attelage	1	For DU
29-27	1404-401-0170-0	WASHER, B/M16 Rondelle	1	
29-28	1405-401-0060-0	WASHER/M16 Rondelle	1	
29-29	V330-260-0160-0	NUT/M16 Ecroû	1	
29-30	1426-423-0010-0	COLLAR, OIL SEAL Collier	2	
29-31	V742-148-6507-0	SEAL, OIL/VC48657 Bague d'étanchéité	2	
X29-32	V744-150-6809-0 V744-148-6509-0	SEAL, OIL/TC 48659 48659 Bague d'étanchéité	2	Parts info March 13, 82
29-33	1426-423-0030-0	SHIM Cale	2	
29-34	V630-113-2007-0	BEARING, TR/32007 Roulement	2	
29-35	V630-113-0204-0	BEARING, TR/30204 Roulement	2	
29-36	V321-260-0200-0	NUT, SLOTTED/M20 Ecroû à crans	2	
29-37	V500-154-0030-0	PIN, SPLIT/4 X 30 Goupille fendue	2	

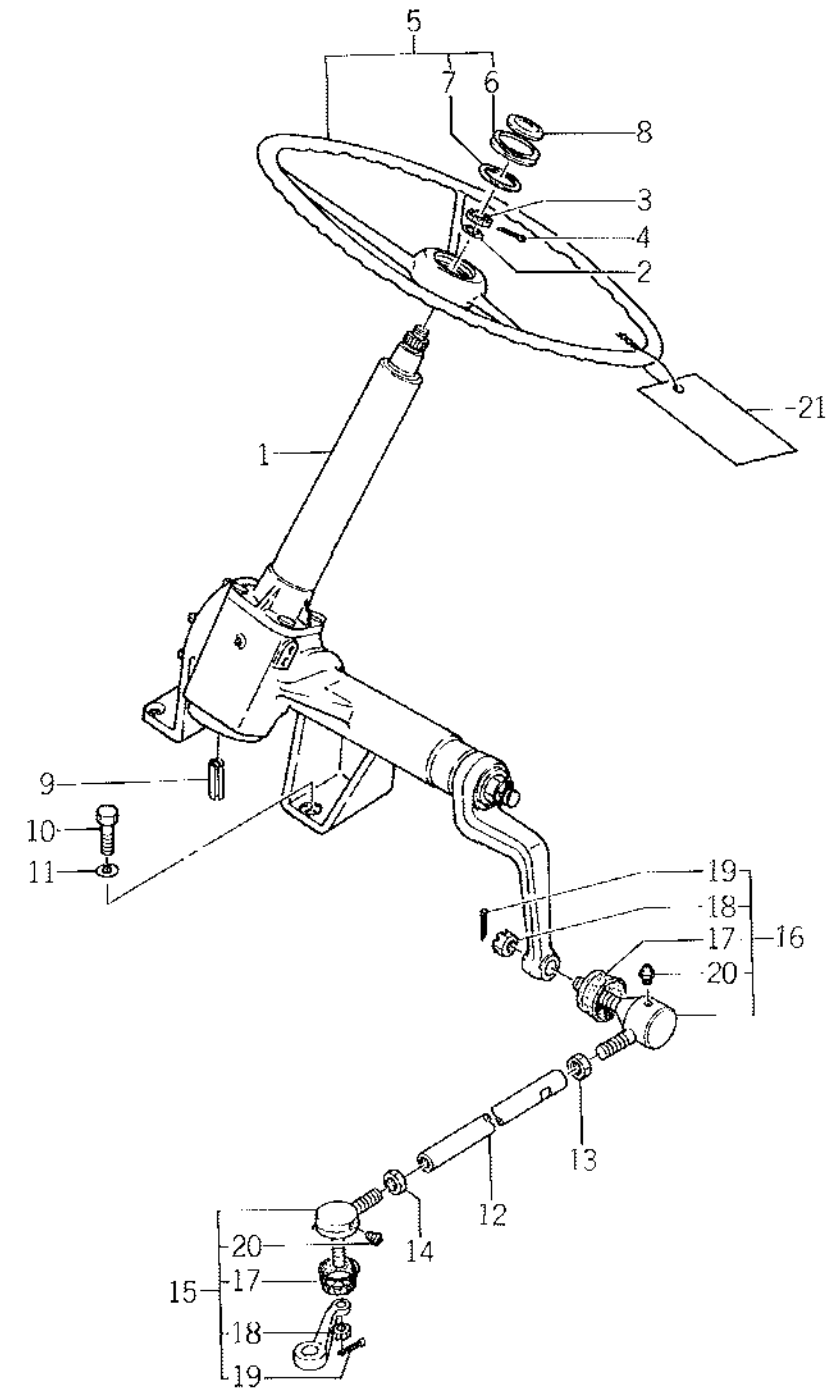
Ref.No. Réf.Nº.	Parts No. Pièces Nº.	Description Désignation	Q'ty Quant	Remarks Remarques
29-38	1431-461-0011-0	TUBE, TIE ROD Barre d'accouplement	1	
29-39	1431-461-2000-0	ROD, TIE Barre d'accouplement	1	
29-40	1426-403-0020-0	METAL, TIE ROD SET Coquille	1	
29-41	1432-403-0071-0	WASHER Rondelle	2	
29-42	V201-461-0065-0	BOLT/M10 X 65 9T Vis	1	
29-43	V401-160-0100-0	WASHER, SP/M10 Rondelle frein	1	
29-44	V300-460-0100-0	NUT/M10 Erou	1	
29-45	1426-426-0020-0	NUT, LH THREAD/M20 Erou	1	
29-46	V333-260-0200-0	NUT/M20 Erou	1	
29-47	1426-426-2100-0	END, ROD RH RH ASSY Rotule D.	1	
29-48	1425-433-2000-0	END, ROD LH LH ASSY Rotule G.	1	
29-49	V767-400-0000-0	• NIPPLE, GREASE Craqueur	2	
29-50	1426-426-2120-0	• COVER, DUST Cabo	2	
29-51	V321-260-0140-0	• NUT, SLOTTED/M14 Erou à crans	2	
29-52	V500-153-0030-0	• PIN, SPLIT/3 X 30 Goupille fendue	2	
29-53	1425-433-0310-0	SEAL, OIL/ES35424 Bague d'étanchéité	2	
29-54	1424-951-0010-0	COLLAR, THRUST/4.5 Collier	1	★ } For center pivot
29-55	1424-951-0020-0	COLLAR, THRUST/5 Collier	1	
29-56	1424-951-0030-0	COLLAR, THRUST/5.5 Collier	1	
29-57	1424-951-0040-0	COLLAR, THRUST/6 Collier	1	
29-58	1424-951-0090-0	SHIM, A/0.5 Cale	2	★ } For knuckle spindle
29-59	1424-951-0110-0	SHIM, A/1.0 Cale	2	
29-60	1424-953-0010-0	SEAL, OIL Bague d'étanchéité	2	★ For axle end

Fig.30 FRONT WHEEL
Jante avant



Ref.No. Réf.Nº.	Parts No. Pièces Nº.	Description Désignation	Q'ty Quant	Remarks Remarques
30- 1	1411-411-0020-2	CAP, WHEEL Chapeau	2	
30- 2	1411-411-0030-0	PACKING Joint	2	
30- 3	VZ00-260-6012-0	BOLT/M6 x 12 Vis	6	
30- 4	V401-160-0060-0	WASHER, SP/M6 Rondelle frein	6	
30- 5	1426-428-0010-1	BOSS, F.WHEEL Moyeu av.	2	
30-0-1	1426-478-2000-0	TIRE, F.ASSY Pneu av. ensemble	2	
X30- 6	1426-428-2000-1 1488-416-2100-0	*RIM, F.WHEEL Tambour de roue	2	(A) info 82-08 (6/6) March 31, 82 chassis # 006205-
30- 7	1426-478-2010-0	*TIRE Pneu	2	For E21, E41
30- 8	V889-005-5016-0	*TUBE Chambre à air	2	
30- 9	V999-300-0010-0	*CAP, TIRE VALVE Bouchon de valve	2	
30-10	V201-461-2025-0	BOLT/M12 x 25 9T Vis	12	
30-11	V401-160-0120-0	WASHER, SP/M12 Rondelle frein	12	
X30-12	1426-428-2000-1 1488-416-2100-0	RIM, F. WHEEL Tambour de roue	2	* Option for E23, E43 (A) info 82-0861

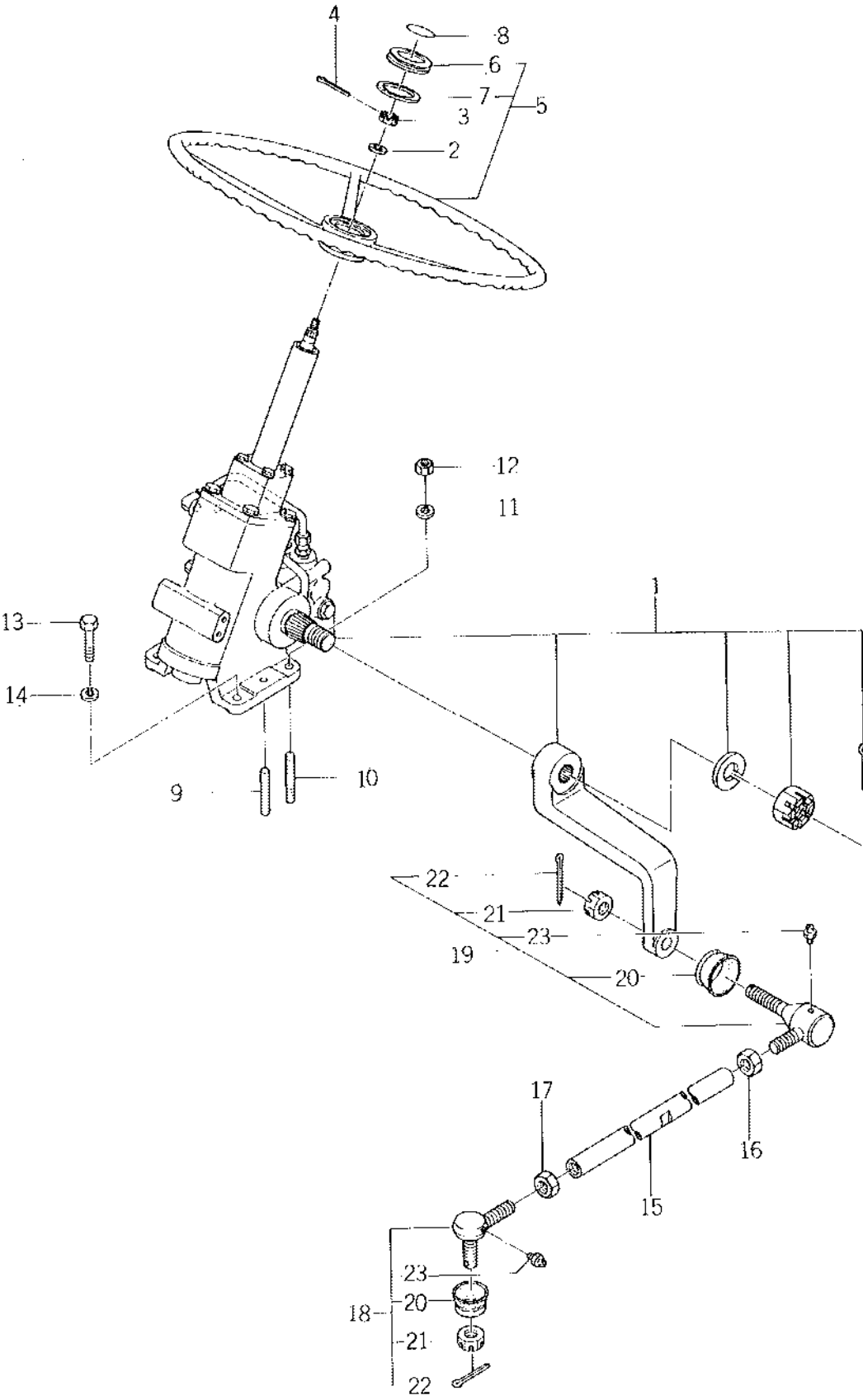
Fig.35 STEERING WHEEL (S, D TYPE)
Direction



Ref.No. Réf.Nº.	Parts No. Pièces Nº.	Description Désignation	Q'ty Quant	Remarks Remarques
35- 1	1426-406-2003-0	BOX, STEERING GEAR ASSY Boîtier de direction	1	See Fig. 72
35- 2	V413-160-0100-0	WASHER/M10 Rondelle	1	
35- 3	V321-260-0100-0	NUT, SLOTTED/M10 P = 1.25 Erou à créneaux	1	
35- 4	V500-152-0025-0	PIN, SPLIT/2 x 25 Goupille fendue	1	
35- 5	1421-400-0520-0	WHEEL, STEERING ASSY Volant	1	
35- 6	1407-406-0020-0	•CAP, STEERING Calotte	1	
37- 7	1407-406-0040-0	•PACKING, CAP Anneau	1	
35- 8	1421-903-0160-0	MARK, CAP Étiquette	1	
35- 9	V520-101-0022-0	PIN, A/10 x 22 Goupille	2	
35-10	V201-461-2030-0	BOLT/M12 x 30 Vis	4	
35-11	V401-160-0120-0	WASHER, SP/M12 Rondelle frein	4	
35-12	1425-406-0010-0	ROD, DRAG Tige de direction	1	
35-13	1421-403-0020-0	NUT, LH THREAD/M17 Erou	1	
35-14	1421-403-0010-0	NUT/M17 Erou	1	
35-15	1423-400-0520-0	END, ROD RH RH ASSY Rotule G	1	
35-16	1421-400-0540-0	END, ROD LH RH ASSY Rotule D	1	
35-17	1404-402-0010-0	•COVER, DUST Coté	2	
35-18	1421-403-0030-0	•NUT, SLOTTED/M12 Erou à créneaux	2	
35-19	V500-153-0020-0	•PIN, SPLIT/3 x 20 Goupille	2	
35-20	1404-402-0050-0	•NIPPLE, GREASE Graisseur	2	

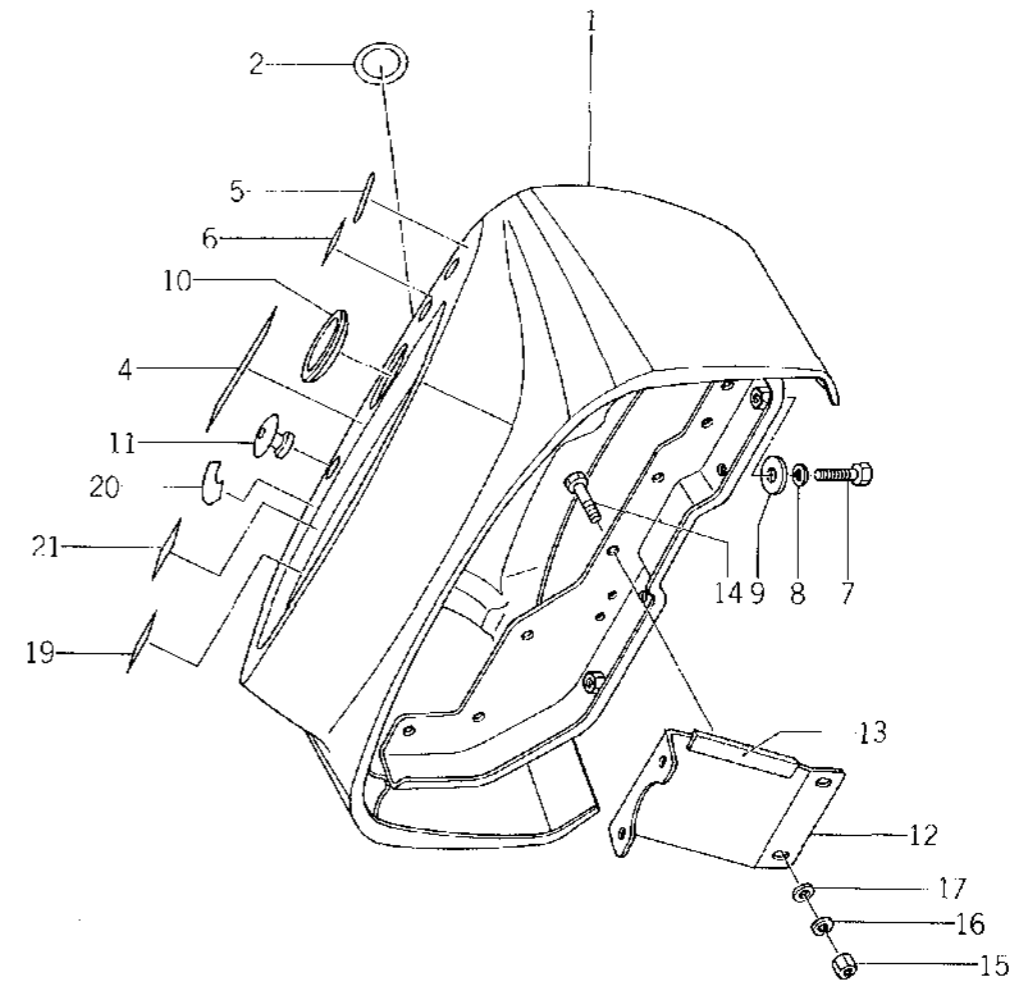
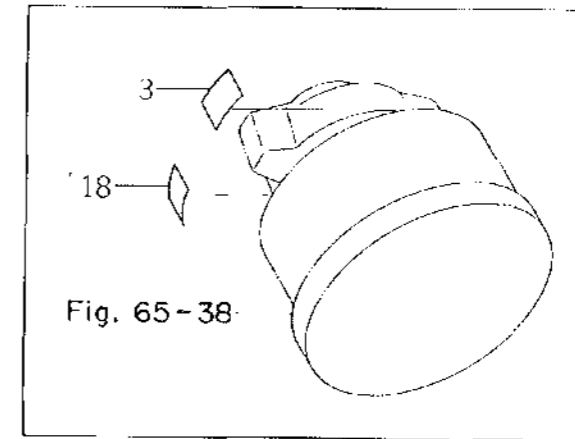
Fig.36 STEERING WHEEL (DU TYPE)

Direction



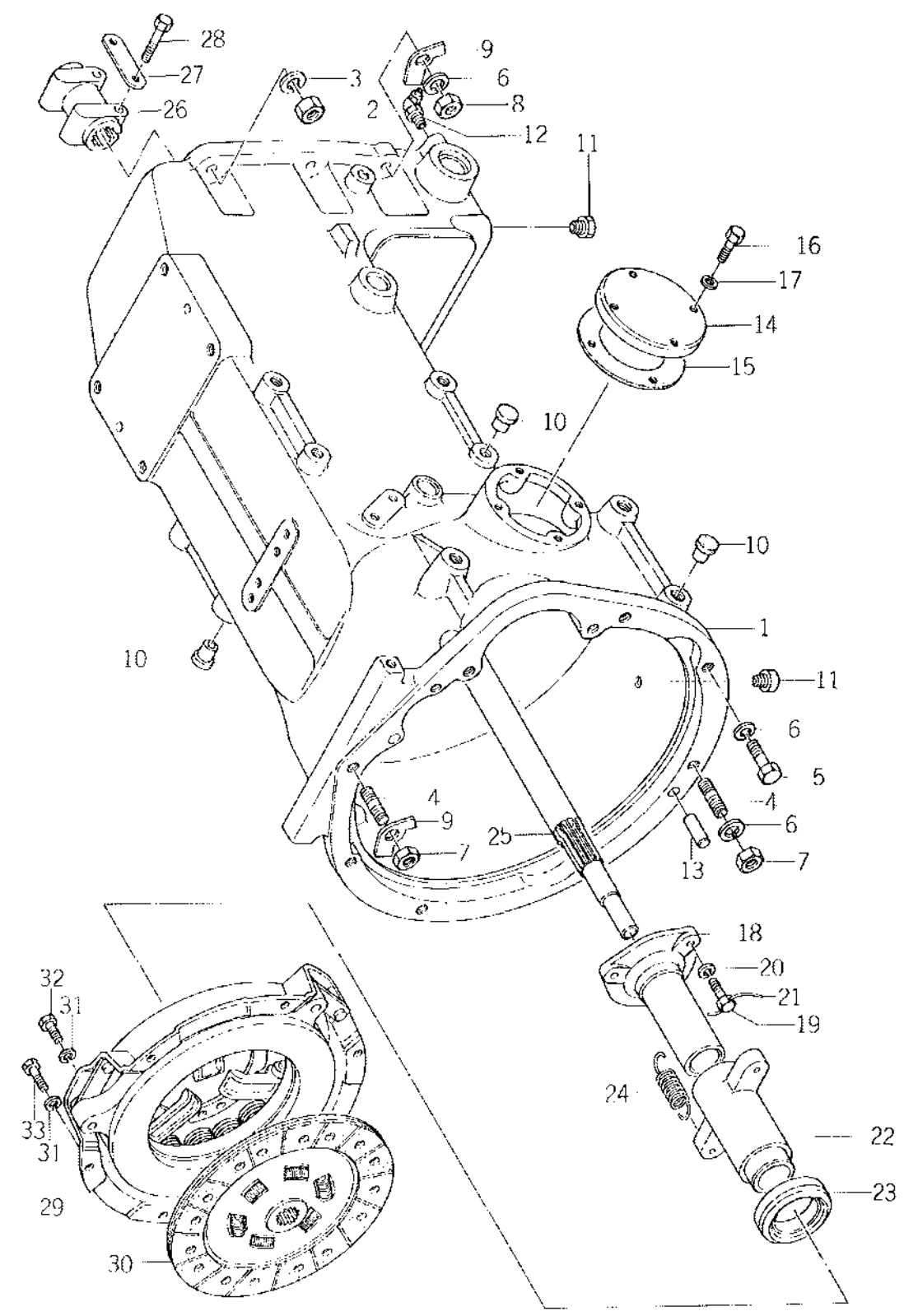
Ref.No. Réf.Nº.	Parts No. Pièces Nº.	Description Désignation	Q'ty Quant	Remarks Remarques
36 -1	1426-426-2001-0	BOX, STEERING GEAR Boîtier de direction	1	See Fig. 73
36- 2	V413-160-0100-0	WASHER/M10 Rondelle	1	
36- 3	V321-260-0100-0	NUT, SLOTTED/M10 Eccrou à crans	1	
36- 4	V500-152-0025-0	PIN, SPLIT/2 x 25 Goupille fendue	1	
36- 5	1421-400-0520-0	WHEEL, STEERING ASSY Volant	1	
X36- 6	1407-406-0020-0 1407-406-0020-0	*GAP, STEERING Calotte	1	info n° 81-32 (1/5) Dec.26, 81
36- 7	1407-406-0040-0	*PACKING, CAP Anneau	1	
36- 8	1421-903-0160-0	MARK, CAP Étiquette	1	
36- 9	V520-101-0020-0	PIN, A/10 x 20 Goupille	2	
36-10	V251-441-2030-0	STUD/M12 x 30 9T Goujon	2	
36-11	V401-160-0120-0	WASHER, SP/M12 Rondelle train	2	
36-12	V300-460-0120-0	NUT/M12 7T Eccrou	2	
36-13	V201-461-2035-0	BOLT/M12 x 35 9T Vis	2	
36-14	V401-160-0120-0	WASHER, SP/M12 Rondelle train	2	
36-15	1426-426-0011-0	ROD, DRAG Tige de direction	1	
36-16	1426-426-0020-0	NUT, LH THREAD/M20 Eccrou	1	
36-17	V333-260-0200-0	NUT/M20 Eccrou	1	
36-18	1426-426-2100-0	END, ROD RH RH ASSY Rotule G	1	
36-19	1426-426-2200-0	END, ROD LH LH ASSY Rotule D	1	
36-20	1426-426-2120-0	*COVER, DUST Culotte	2	
36-21	V321-260-0140-0	*NUT, SLOTTED/M14 Eccrou	2	
36-22	V500-153-0030-0	*PIN, SPLIT/3 x 30 Goupille	2	
36-23	V767-400-0000-0	*NIPPLE, GREASE Graisseur	2	

Fig.37 METER PANEL
Tableau de bord



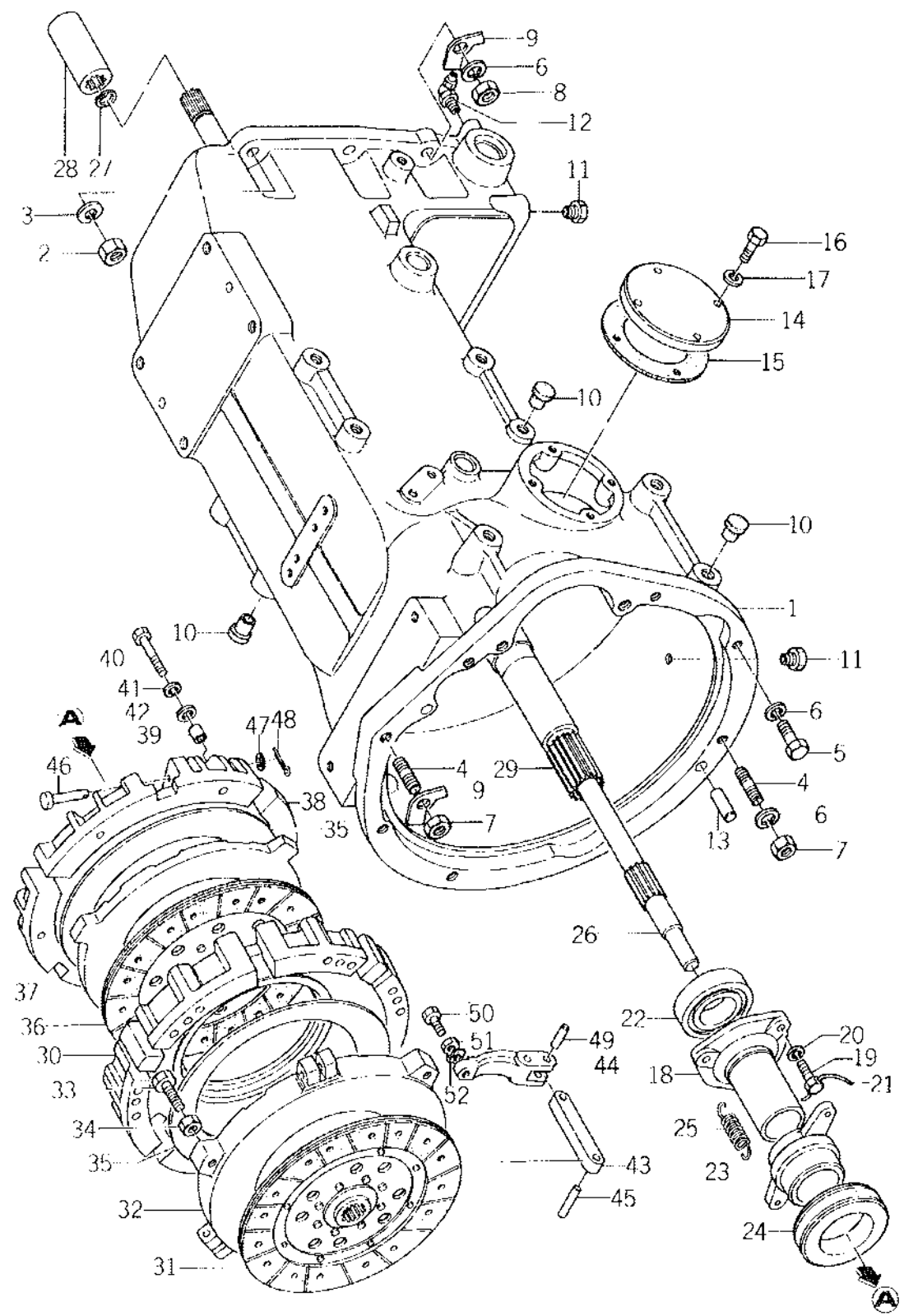
Ref.No. Réf.Nº.	Parts No. Pièces Nº.	Description Désignation	Q'ty Quant	Remarks Remarques
37- 1	1431-661-2001-8	PANEL, METER Tableau de bord	1	
X37- 2	1421-903-0190-0 1422-940-0080-0	MARK, KEY SWITCH Étiquette	1	© parts info Panel 13, 81
37- 3	1427-941-0190-0	MARK, STARTER A.U Étiquette	1	
37- 4	1427-937-0040-0	MARK, DRIVE Étiquette	1	
37- 4-1	1427-934-0040-0	MARK, DRIVE Étiquette	1	* French
37- 5	1431-940-0170-0	MARK, BLINER Étiquette	1	
37- 6	1427-903-0040-0	MARK, HORN Étiquette	1	
37- 7	V201-260-8020-0	BOLT/M8 X 20 Vis	2	
37- 8	V401-160-0080-0	WASHER, SP/M8 Rondelle frein	2	
37- 9	3560-201-0150-0	WASHER Rondelle	2	
37-10	1421-603-0010-0	BUSH, STEERING Cousinet	1	
37-11	1421-603-0040-0	BUSH, LEVER Cousinet	1	
37-12	1423-603-0010-0	STAY, METER Appui	1	
37-13	1423-603-0020-0	SHIELD, END Joint	1	
37-14	V200-260-6016-0	BOLT/M6 X 16 Vis	2	
37-15	V300-260-0060-0	NUT/M6 Eccrou	2	
37-16	V401-160-0060-0	WASHER, SP/M6 Rondelle frein	2	
37-17	V413-160-0060-0	WASHER/M6 Rondelle	2	
37-18	1427-941-0210-0	MARK, STARTER B.U Étiquette	1	
X37-19	1423-904-0030-0 1431-935-0050-0	MARK, FUEL LAMP Étiquette	1	* French (A) parts info Panels
X37-19-1	1431-935-0050-0	MARK, FUEL LAMP Étiquette	1	(D)
X37-20	1421-903-0020-0 1422-940-0030-0	MARK, THROTTLE Étiquette	1	(A) (D)
X37-21	1421-904-0050-0 1422-940-0110-0	MARK, GLOW Étiquette	1	(A) (D)
37-21-1	1431-935-0060-0	MARK, GLOW Étiquette	1	* French
37-22	1431-935-0060-0	MARK PANEL	1	(E)
37-22-1	1431-935-0090-0	MARK PANEL (French)	1	(E)

Fig.38 CLUTCH HOUSING (S TYPE)
Embrayage



Ref.No. Réf.Nº.	Parts No. Pièces Nº.	Description Désignation	Q'ty Quant	Remarks Remarques
38- 1	1424-120-0012-0	HOUSING, CLUTCH Carter d'embrayage	1	
38- 2	V303-460-0140-0	NUT/M14 Eccrou	2	
38- 3	V401-160-0140-0	WASHER, SP/M14 Rondelle frein	2	
38- 4	V251-341-2032-0	STUD/M12 X 32 9T Goujon	3	
38- 5	V201-461-2035-0	BOLT/M12 X 35 Vis	5	
38- 6	V401-160-0120-0	WASHER, SP/M12 Rondelle frein	10	
38- 7	V300-460-0120-0	NUT/M12 Eccrou	3	
38- 8	V303-460-0120-0	NUT/M12 Eccrou	4	
38- 9	1404-120-0090-0	WASHER/M12 Rondelle	3	
38-10	1427-317-0040-0	CAP, BLANK/M14 Faisset	20	
38-11	1326-706-0020-0	PLUG, DRAIN Bouchon	2	
38-12	V763-400-0000-0	NIPPLE, GREASE Graisseur	2	
38-13	V520-201-0022-0	PIN, A/10 X 22 Goupille	1	
38-14	1416-120-0020-0	COVER, INSPECTION Couvercle	1	
38-15	1416-120-0030-0	PACKING Joint	1	
38-16	V201-260-8016-0	BOLT/M8 X 16 Vis	4	
38-17	V401-160-0080-0	WASHER, SP/M8 Rondelle frein	4	
38-18	1415-121-0010-0	GUIDE, SLEEVE Menton	1	
38-19	1401-211-0100-0	BOLT/M8 X 25 Vis	3	
38-20	V401-160-0080-0	WASHER, SP/M8 Rondelle frein	3	
38-21	V590-130-9200-0	WIRE/0.9 X 200 Fil	1	
38-22	1417-121-0021-0	SLEEVE Menton	1	
38-23	1416-120-0040-0	BEARING, RELEASE/40TMK 20B1 Houlement	1	
38-24	1415-120-0060-0	SPRING, TENSION/8G Ressort	2	
38-25	1415-121-0040-0	SHAFT, INPUT Arbre d'entree	1	
38-26	1415-121-0050-0	COUPLING, SPLINE Couplage	1	
38-27	1415-121-0060-0	WASHER, LOCK Rondelle frein	1	
38-28	V201-461-0040-0	BOLT/M10 X 40 Vis	2	
38- 0-1	1417-100-0521-0	CLUTCH ASSY/225 Embrayage assemble	1	
38-29	1417-121-1001-0	PLATE, PRESS ASSY Plaque	1	
38-30	1415-121-2000-0	DISC, CLUTCH ASSY Disque d'embrayage	1	
38-31	V401-260-0080-0	WASHER, SP/M8 Rondelle frein	6	
38-32	1415-121-0090-0	BOLT/M8 X 25 Vis	2	
38-33	V201-260-8025-0	BOLT/M8 X 25 Vis	4	

Fig.40 CLUTCH HOUSING (D, DU TYPE)
Embrayage



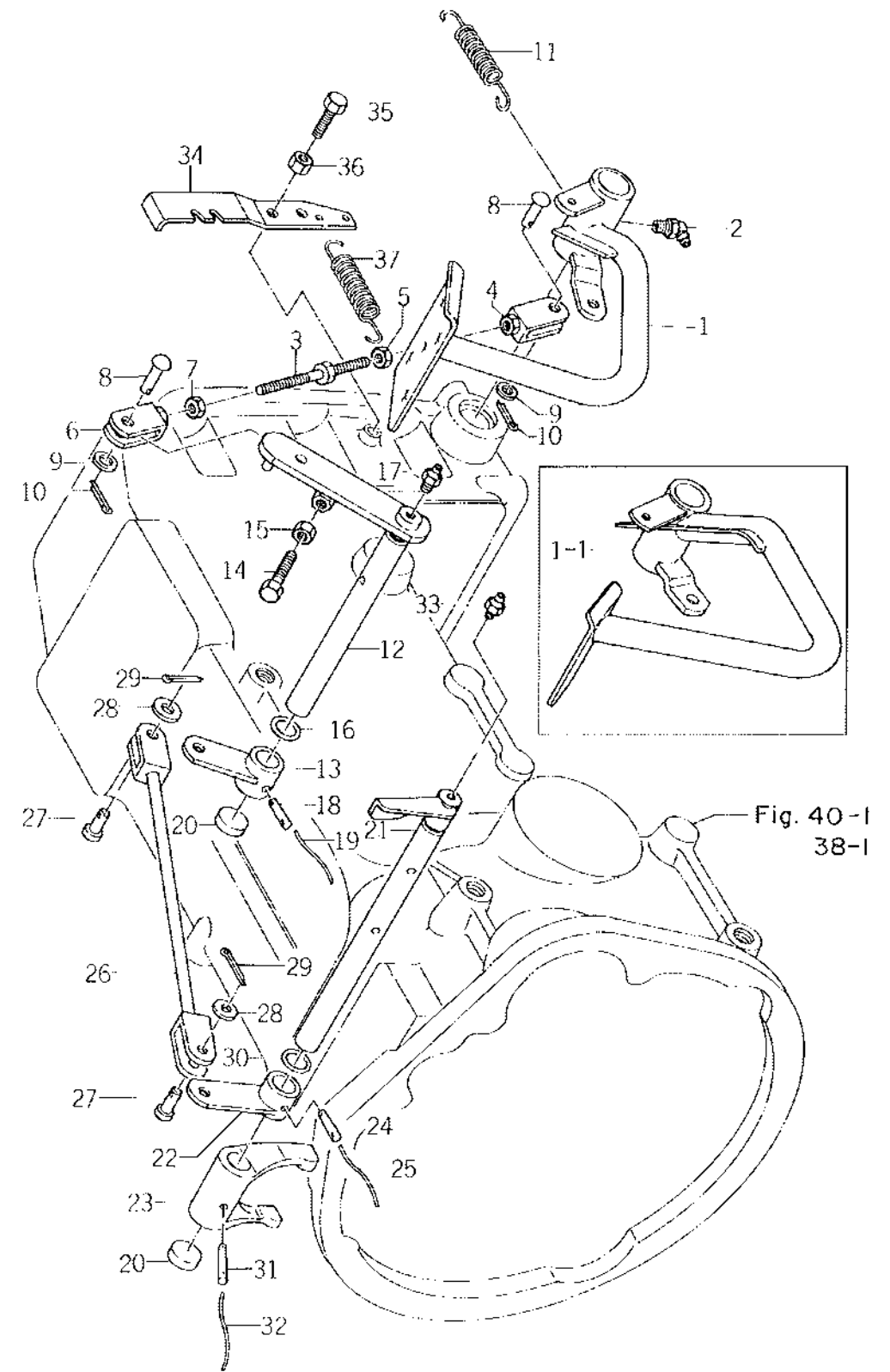
Ref.No. Réf.Nº.	Parts No. Pièces Nº.	Description Désignation	Q'ty Quant	Remarks Remarques
40- 1	1424-120-0012-0	HOUSING, CLUTCH Carter d'embrayage	1	
40- 2	V303-460-0140-0	NUT/M14 7T Eccrou	2	
40- 3	V401-160-0140-0	WASHER, SP/M14 Rondelle frein	2	
40- 4	V251-441-2032-0	STUD/M12 x 32 9T Goujon	3	
40- 5	V201-461-2035-0	BOLT/M12 x 35 9T Vis	5	
40- 6	V401-160-0120-0	WASHER, SP/M12 Rondelle frein	10	
40- 7	V300-460-0120-0	NUT/M12 7T Eccrou	3	
40- 8	V303-460-0120-0	NUT/M12 7T Eccrou	4	
40- 9	1404-120-0090-0	WASHER, LOCK/M12 Rondelle frein	3	
40-10	1427-317-0040-0	CAP, BLANK/M14 Fausset	20	
30-11	1326-706-0020-0	PLUG, DRAIN Bouchon	2	
40-12	V763-400-0000-0	NIPPLE, GREASE B-BT 1/8 Graisseur	2	
40-13	V520-101-0022-0	PIN, A/10 x 22 Goupille	1	
40-14	1416-120-0020-0	COVER, INSPECTION Couvercle	1	
40-15	1416-120-0030-0	PACKING Joint	1	
40-16	V201-260-8016-0	BOLT/M8 x 16 Vis	4	
40-17	V401-160-0080-0	WASHER, SP/M8 Rondelle frein	4	
40-18	1415-120-0030-0	GUIDE, SLEEVE Manchon	1	
40-19	1401-211-0100-0	BOLT/M8 x 25 Vis	3	
40-20	V401-160-0080-0	WASHER, SP/M8 Rondelle frein	3	
40-21	V590-130-9200-0	WIRE/0.9 x 200 Fil	1	
40-22	V600-150-6207-0	BEARING, RB/6207NS Roulement radial	1	
40-23	1415-120-0050-0	SLEEVE Manchon	1	
40-24	1415-120-0040-0	BEARING, RELEASE Roulement	1	
40-25	1415-120-0060-0	SPRING, TENSION/86 Ressort	2	
40-26	1417-120-0021-0	SHAFT, INPUT A Arbre d'entrée A.	1	
40-27	V705-140-0170-0	RING, SNAP/C 17 Collet d'axe	1	
40-28	1415-120-0080-0	COUPLING, SPLINE/20 x 75 Couplage	1	
40-29	1417-120-1002-0	SHAFT, INPUT B Arbre d'entrée B.	1	
x 40- 0-1	1426-120-2100-0 1426-120-2100-0	CLUTCH, DUAL ASSY/225 Embrayage ensemble	1	(B) info n° 81-82 (5/5) Dec. 26, '81.
40-30		• COVER, CLUTCH A Couvercle A.	1	△
40-31	1426-120-2100-0	• DISC, CLUTCH F/225 Disque d'embrayage	1	
40-32		• PLATE, PRESS A Plaque A.	1	△
40-33	1415-120-0160-0	• BOLT Vis	3	
40-34	1415-120-0170-0	• NUT Eccrou	3	
40-35		• SPRING, DIAPHRAGM Ressort	2	△
x 40-36	1426-120-2201-0 1426-120-2201-0	• DISC, P/225 Disque d'embrayage	1	(B) info n° 81-82 (5/5) Dec. 26, '81.
40-37		• PLATE, PRESS B Plaque B.	1	△

Ref.No. Réf.Nº.	Parts No. Pièces N°.	Description Désignation	Q'ty Quant	Remarks Remarques
40-38	1415-120-0100-0	•COVER, CLUTCH B Covercle B.	1	
40-39	1415-120-0230-0	•PIPE, KNOCK Goupille	4	
40-40	1415-120-0220-0	•BOLT Vis	6	
40-41	1415-120-0240-0	•WASHER, SP/MB Rondelle frein	6	
40-42	1415-120-0250-0	•WASHER/MB Rondelle	2	
40-43	1415-120-3000-0	•ROD, RELEASE Barre	3	
40-44	1415-120-2000-0	•LEVER, RELEASE Lever	3	
40-45	1415-120-0020-0	•PIN, RELEASE ROD Goupille	3	
40-46	1415-120-0180-0	•PIN, LEVER A Goupille	3	
40-47	1415-120-0210-0	•WASHER Rondelle	3	
40-48	V500-151-2015-0	•PIN, SPLIT/1.2 X 15 Goupille fendue	3	
40-49	1415-120-0190-0	•PIN, LEVER B Goupille	3	
40-50	1415-120-0140-0	•SCREW, LEVER ADJ Vis	3	
40-51	1415-120-0150-0	•NUT Ecroû	3	
40-52	1415-120-0260-0	•WASHER, LOCK Rondelle frein	3	

SERVICE MEMO

A series of horizontal dotted lines for writing, spanning the width of the page below the header.

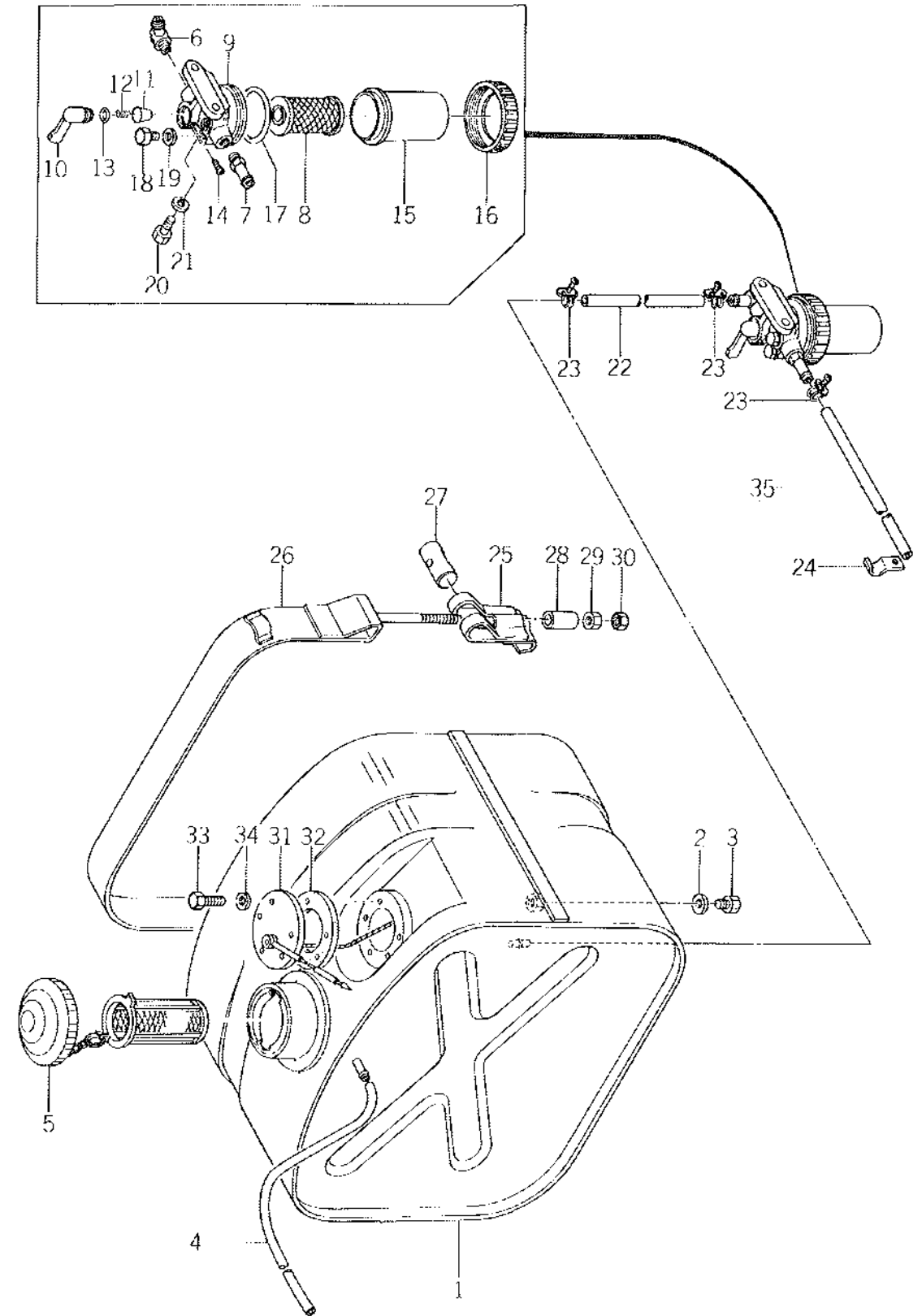
Fig.44 CLUTCH PEDAL
Pedale d'embrayage



Ref.No. Réf.Nº.	Parts No. Pièces Nº.	Description Désignation	Q'ty Quant	Remarks Remarques
44- 1	1424-122-1000-0	PEDAL, CLUTCH Pedale d'embrayage	1	For S.
44- 1-1	1426-128-2000-0	PEDAL, CLUTCH Pedale d'embrayage	1	For D, DU
44- 2	V763-400-0000-0	NIPPLE, GREASE Ecroû e creneaux	1	
44- 3	1424-122-2000-0	ROD, CLUTCH Tige d'embrayage	1	
44- 4	1415-312-5000-0	YOKE, LH THREAD Chape	1	
44- 5	1401-122-0050-0	NUT, LH THREAD/M8 Ecroû	1	
44- 6	1415-312-6000-0	YOKE, RH THREAD Chape	1	
44- 7	V302-260-0080-0	NUT/M8 Ecroû	1	
44- 8	1404-312-0060-0	PIN, YOKE A Goupille	2	
44- 9	V413-160-0080-0	WASHER/M8 Rondelle	2	
44-10	V500-152-0015-0	PIN, SPLIT/2 x 15 Goupille fendue	2	
44-11	1403-312-0030-0	SPRING, PARKING BRAKE Ressort	1	
44- 0-1	1417-012-2000-0	CLUTCH SHAFT & ARM SET Axe & bras	1	
44-12		*SHAFT, CLUTCH Axe	1	△
44-13		*ARM, CLUTCH A Bras	1	△
44-14	W201-260-8040-0	BOLT/M8 x 40 S=40 Vis	1	
44-15	V302-260-0080-0	NUT/M8 Ecroû	1	
44-16	1415-122-0010-0	O-RING Joint torique	1	
44-17	V767-400-0000-0	NIPPLE, GREASE Graisseur	1	
44-18	1404-101-0010-0	PIN, TAPER Goupille	1	
44-19	V590-131-2200-0	WIRE/1.2 x 200 Fil	1	
44-20	1415-122-0020-0	CAP, SEAL Fausset	2	
44- 0-2	1417-012-2100-0	SHAFT, THROUGHOUT SET Axe ensemble	1	
44-21		*SHAFT, THROUGHOUT Axe	1	△
44-22		*ARM, CLUTCH B Bras	1	△
44-23	1415-122-0040-0	*YOKE Chape	1	
44-24	1404-101-0010-0	PIN, TAPER Goupille	1	
44-25	V590-131-2200-0	WIRE/1.2 x 200 Fil	1	
44-26	1424-122-2100-0	ROD, CLUTCH B Tige de debayage	1	
44-27	3737-235-0080-0	PIN Goupille	2	
44-28	V413-160-0080-0	WASHER/M8 Rondelle	2	
44-29	V500-152-0015-0	PIN, SPLIT/2 x 15 Goupille fendue	2	
44-30	1415-122-0010-0	O-RING Joint torique	1	
44-31	1404-101-0010-0	PIN, TAPER Goupille	1	
44-32		WIRE/1.2 x 200 Fil	1	
44-33	V767-400-0000-0	NIPPLE, GREASE Graisseur	1	
44-34	1424-122-0011-0	ARM, CUT OFF Crochet	1	
44-35	V201-260-8020-0	BOLT/M8 x 20 Vis	1	

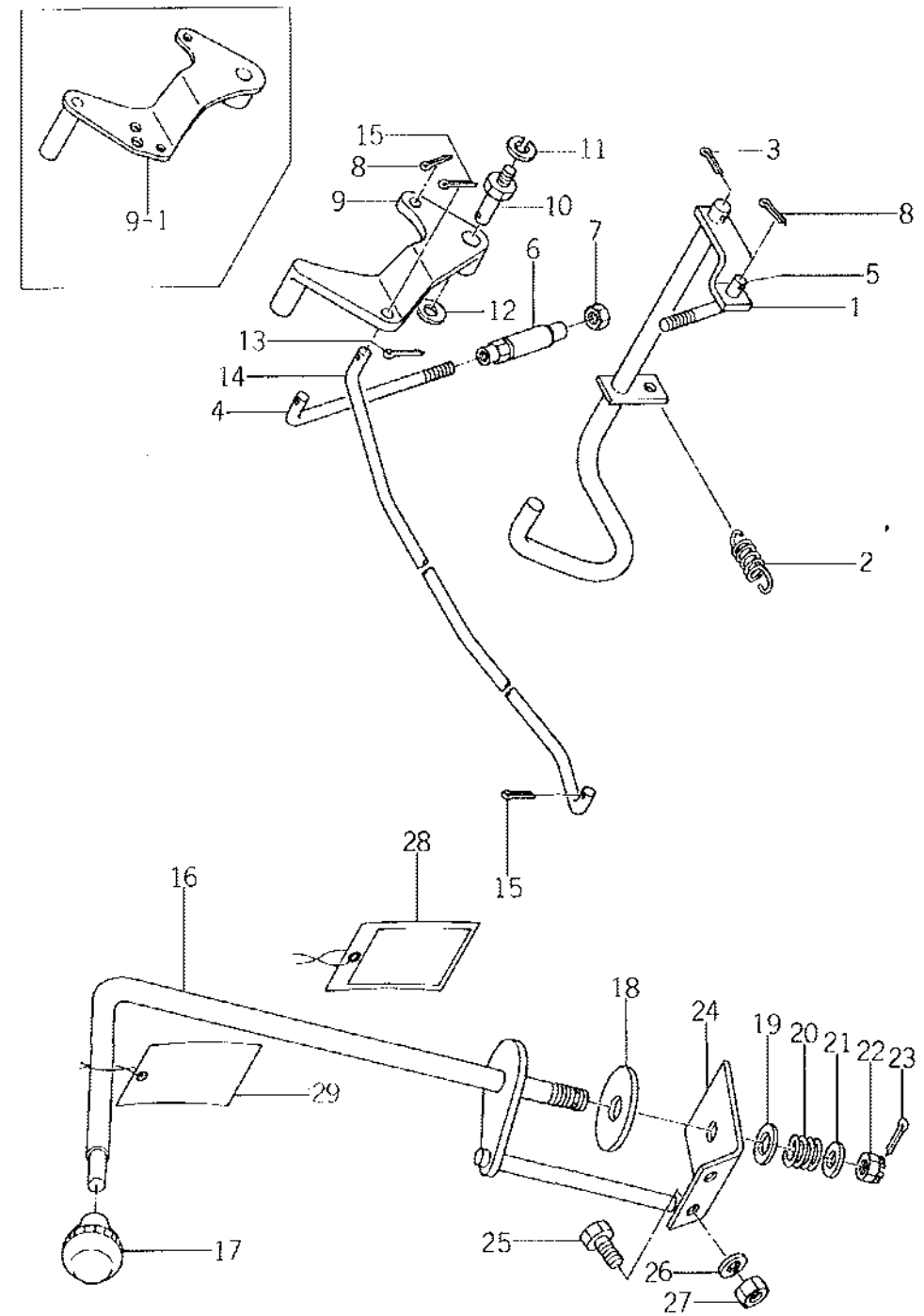
Ref.No. Réf.Nº.	Parts No. Pièces Nº.	Description Désignation	Q'ty Quant	Remarks Remarques
44-36	V300-260-0080-0	NUT/M8 Ecou	1	
44-37	1414-312-0020-0	SPRING, TENSION/53 Ressort	1	

Fig.45 FUEL TANK
Reservoir



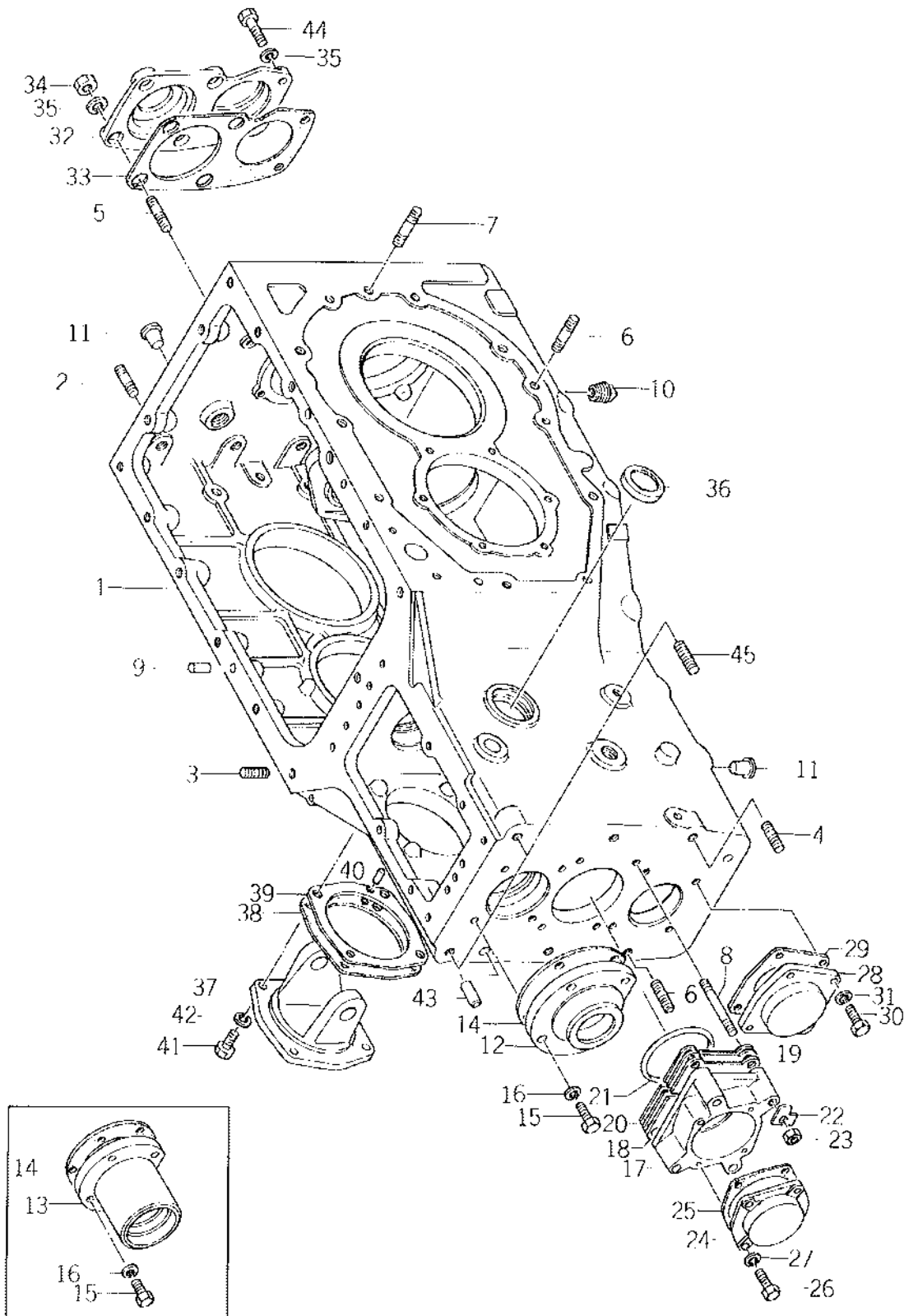
Ref.No. Réf.N°.	Parts No. Pièces N°.	Description Désignation	Q'ty Quant	Remarks Remarques
45- 1	1424-111-3000-0	TANK, FUEL Réservoir de combustible	1	
45- 2	1407-111-0010-0	WASHER/8 x 12 x 2 Rondelle	1	
45- 3	V200-260-8012-0	BOLT/M8 x 12 Vis	1	
45- 4	1425-102-0010-0	PIPE, FUEL Conduit	1	FILTER ~ TANK
45- 5	1421-111-2100-0	CAP, ASSY Bouchon	1	
X45- 0-1	1417-102-0511-0 1417-102-0510-0	FILTER, FUEL ASSY Filtre à combustible	1	⑧ info 82-08 (6/6) m. # 006365.
45- 6		*JOINT/L-TYPE Joint	1	△
45- 7		*JOINT, FUEL Joint	1	△
45- 8	1417-102-0090-0	*ELEMENT Élément	1	
45- 9		*BODY Corps de filtre	1	△
45-10		*LEVER Lévier	1	△
45-11		*VALVE Soupape	1	△
45-12		*SPRING, VALVE Ressort	1	△
45-13	V720-102-1010-0	*O-RING Joint torique	1	
45-14		*VIS Vis	1	△
X45-15	1415-102-0090-0 1415-102-0090-0	*CUP Cuvé	1	⑧ info 82-08 (6/6) ch. n. # 006365.
45-16	1415-102-0100-0	*NUT, RING Écrou de cuve	1	
45-17	V720-102-5044-0	*O-RING Joint torique	1	
45-18	1415-102-0120-0	*PLUG, BREATHING Bouchon	2	
45-19	1415-102-0130-0	*PACKING Joint	2	
45-20	V201-260-8020-0	BOLT/M8 x 20 Vis	2	
45-21	V401-160-0080-0	WASHER, SP/M8 Rondelle frein	2	
45-22	1417-102-0030-0	PIPE, FUEL A Conduit	1	TANK ~ FILTER
45-23	1417-102-0050-0	BAND, HOSE Sangle	6	
45-24	1404-621-0270-0	CLAMP, HARNESS B Attache faisceau	1	
45-25	1415-111-2000-0	BAND, TANK A Sangle	1	
45-26	1417-111-2000-0	BAND, TANK Sangle	1	
45-27	1415-111-0010-0	STOPPER, BAND Attache	1	
45-28	1415-111-0020-0	COLLAR/9 x 14 x 30 Coller	1	
45-29	V300-260-0080-0	NUT/M8 Écrou	1	
45-30	V302-260-0080-0	NUT/M8 Écrou	1	
45- 0-2	1416-600-0550-0	SWITCH, FUEL ASSY Interrupteur	1	
45-31		*SWITCH, FUEL SET Interrupteur	1	△
45-32	1416-621-0370-0	*PACKING/RUBBER Joint	1	
45-33	V200-260-5010-0	BOLT/M5 x 10 P-0.8 Vis	5	
45-34	1416-621-0270-0	WASHER, SEAL/M5 Rondelle	5	⑧ info 83-16
45-35	1424-102-0020-0	PIPE, FUEL A Conduit	1	FILTER ~ PUMP

Fig.46 THROTTLE SYSTEM
Accelerateur



Ref.No. Réf.Nº.	Parts No. Pièces Nº.	Description Désignation	Q'ty Quant	Remarks Remarques
46- 1	1424-116-1000-0	PEDAL, ACCEL Pedale	1	
46- 2	1416-120-0060-0	SPRING, TENTION/65 Resort	1	
46- 3	V500-152-5018-0	PIN, SPLIT/2.5 x 18 Goupille fendue	1	
46- 4	1415-116-0071-0	CONNECTOR, ACCEL A Jonction A.	1	
46- 5	1421-116-0010-0	CONNECTOR, ACCEL Jonction A.	1	
46- 6	1421-116-0020-0	TURNBUCKLE/M6 Tendeur	1	
46- 7	V300-260-0060-0	NUT/M6 Ecrrou	1	
46- 8	V500-152-0018-0	PIN, SPLIT/2 x 18 Goupille fendue	2	
46- 9	1421-116-0030-0	ARM, ACCEL Bras	1	Interchangeable
46- 9-1	1421-116-2000-0	ARM, ACCEL Bras	1	
46-10	1416-116-0040-0	PIN, ARM Goupille	1	
46-11	V401-160-0080-0	WASHER, SP/M8 Rondelle frein	1	
46-12	V413-160-0100-0	WASHER/M10 Rondelle	1	
46-13	V500-152-0018-0	PIN, SPLIT/2 x 18 Goupille fendue	1	
46-14	1425-116-0010-0	ROD, ACCEL Tige	1	
46-15	V500-152-0018-0	PIN, SPLIT/2 x 18 Goupille fendue	2	
46-16	1424-117-1000-0	LEVER, THROTTLE Manette de gaz	1	
46-17	1414-117-0040-0	KNOB, LEVER/30 Poignee	1	
46-18	1414-117-0050-0	LINING/13 x 50 x 3 Garniture de friction	1	
46-19	1407-117-0070-0	WASHER/13 x 32 x 1 Rondelle	1	
46-20	1404-117-0080-0	SPRING, PRESS/22 Resort	1	
46-21	V413-160-0120-0	WASHER/M12 Rondelle	1	
46-22	V320-160-0120-0	NUT, SLOTTED/M12 Ecrrou a cransaux	1	
46-23	V500-153-0025-0	PIN, SPLIT/3 x 25 Goupille fendue	1	
46-24	1423-117-0010-0	HOLDER, THROTTLE Support	1	
46-25	V201-260-8016-0	BOLT/M8 x 16 Vis	2	
46-26	V401-160-0080-0	WASHER, SP/M8 Rondelle frein	2	
46-27	V300-260-0080-0	NUT/M8 Ecrrou	2	
46-28	1421-904-0190-0	TAG, BATTERY Etiquette	1	
46-28-1	1427-934-0190-0	TAG, BATTERY Etiquette	1	* French
46-29	1427-932-0040-0	TAG, CAUTION Etiquette	1	

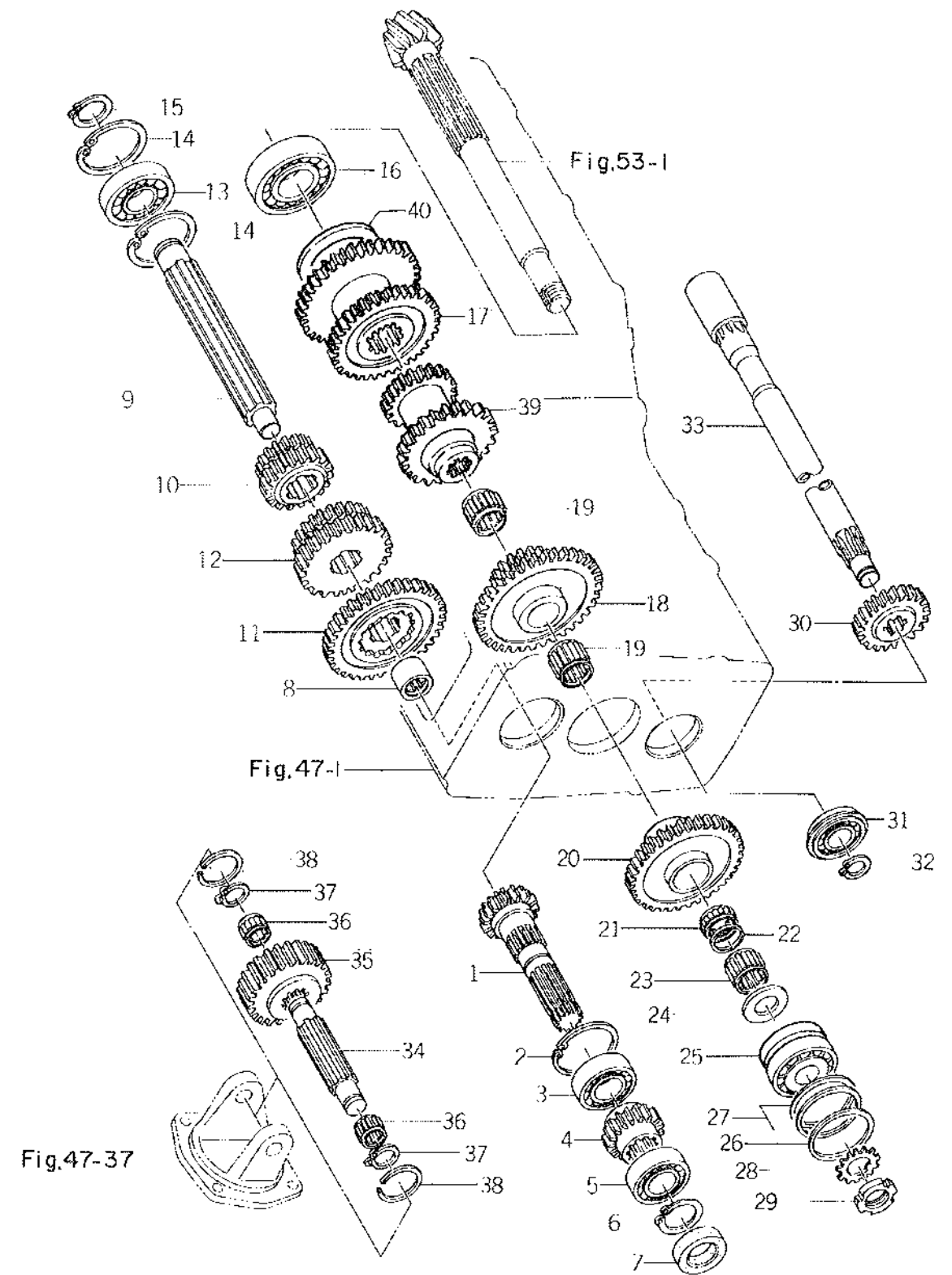
Fig.47 TRANSMISSION CASE
Voite de vitesses



Ref.No. Réf.Nº.	Parts No. Pièces Nº.	Description Désignation	Q'ty Quant	Remarks Remarques
47- 1	1431-254-0011-0	CASE, T-MISSION Boîte de vitesses	1	
47- 2	V251-441-4028-0	STUD/M14 x 28 9T Goujon	6	
47- 3	V251-441-0028-0	STUD/M10 x 28 9T Goujon	5	
47- 4	V251-441-2032-0	STUD/M12 x 32 9T Goujon	3	
47- 5	V251-260-8025-0	STUD/M8 x 25 Goujon	4	
47- 6	V251-441-2040-0	STUD/M12 x 40 9T Goujon	7	
47- 7	V251-441-0035-0	STUD/M10 x 35 9T Goujon	10	
47- 8	V251-440-8025-0	STUD/M8 x 25 9T Goujon	4	
47- 9	V520-101-0028-0	PIN, A/10 x 28 Goupille	2	
47-10	V781-100-0006-0	PLUG Bouchon	2	
47-11	1427-317-0040-0	CAP, BLANK/M14 Fausset	8	
47-12	1424-202-0010-0	METAL, INPUT GEAR Peller	1	For S
47-13	1424-201-0020-0	METAL, INPUT GEAR Peller	1	For D, DU
47-14	1415-201-0030-0	PACKING, INPUT GEAR Joint	1	
47-15	V201-260-8020-0	BOLT/M8 x 20 Vis	4	For S
47-15-1	V201-260-8025-0	BOLT/M8 x 25 Vis	4	For D, DU
47-16	V401-160-0080-0	WASHER, SP/M8 Rondelle frein	4	
47-17	1417-201-0020-0	SHIM, A/0.198 Cote A.	1	
47-18	1415-201-0050-0	SHIM, B/0.1 Cote B.	AR	
47-19	1415-201-0060-0	SHIM, C/0.05 Cote C.	AR	
47-20	1415-201-0070-0	O RING Joint torique	AR	
47-21	1403-201-0060-0	WASHER, SP/M8 Rondelle frein	1	
47-22	V401-160-0080-0	NUT/M8 7T Eccrou	4	
47-23	V303-460-0080-0	COVER, PINION METAL Couvercle	4	
47-24	1415-201-0080-0	PACKING, METAL COVER Joint	1	
47-25	1415-201-0090-0	BOLT/M6 x 16 Vis	1	
47-26	V200-460-6016-0	WASHER, SP/M6 Rondelle frein	4	
47-27	V401-160-0060-0	METAL, DRIVE SHAFT Peller	4	
47-28	1424-201-0010-0	PACKING, METAL Joint	1	
47-29	1417-201-0050-0	BOLT/M6 x 20 Vis	1	
47-30	V200-260-6020-0	WASHER, SP/M6 Rondelle frein	4	
47-31	V401-160-0060-0	METAL, PTO SHAFT Peller	4	
47-32	1417-201-0080-2	PACKING Joint	1	
47-33	1415-201-0190-0	NUT/M8 Eccrou	1	
47-34	V303-260-0080-0	WASHER, SP/M8 Rondelle frein	4	
47-35	V401-160-0080-0	SEAL/42 Bouchon	6	
47-36	1411-716-0040-0	METAL, BACK GEAR Peller	1	
47-37	1426-207-0011-0	PACKING, BACK METAL A Joint A.	1	

Ref.No. Réf.Nº.	Parts No. Pièces N°.	Description Désignation	Q'ty Quant	Remarks Remarques
47-38	1415-207-0061-0	PACKING, BACK METAL A Joint A.	1	
47-39	1415-207-0071-0	PACKING, BACK METAL B Joint B.	2	
47-40	V510-100-4016-0	PIN, TAPER/4 x 16 Goupille	1	
47-41	V201-260-8020-0	BOLT/M8 x 20 Vis	4	
47-42	V401-160-0080-0	WASHER, SP/M8 rondelle train	4	
47-43	V520-101-0022-0	PIN, A/10 x 22 Goupille	2	
47-44	V201-260-8025-0	BOLT/M8 x 25 Vis	2	
47-45	V251-441-4035-0	STUD/M14 x 35 9T Goujon	2	

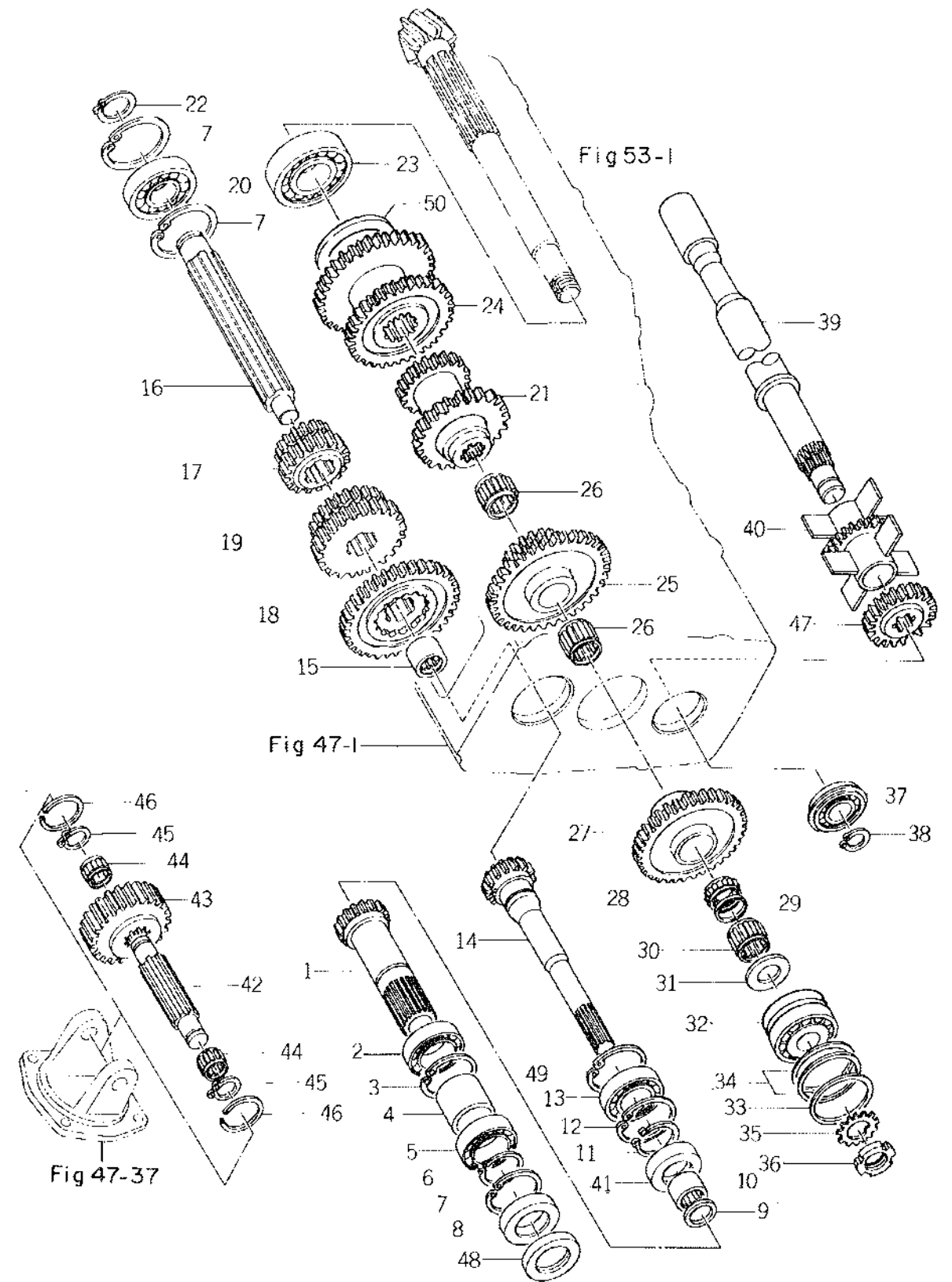
Fig.48 TRANSMISSION GEAR (S TYPE)
 Arbres et demultiplicateur



Ref.No. Réf.Nº.	Parts No. Pièces Nº.	Description Désignation	Q'ty Quant	Remarks Remarques
48- 1	1415-204-0010-0	GEAR, INPUT/15T Pignon d'entrée	1	
48- 2	V708-140-0620-0	RING, SNAP/C62 Cullet d'axe	1	
48- 3	1426-204-0050-0	BEARING, RB/6206 Roulement radial	1	
48- 4	1417-204-0010-0	GEAR, INPUT/16T Pignon d'entrée	1	
48- 5	V600-110-6305-0	BEARING, RB/6305 Roulement radial	1	
48- 6	V704-140-0250-0	RING, SNAP/C 25 Cullet d'axe	1	
48- 7	V740-125-4508-0	SEAL, OIL/SC25458 Bague d'étanchéité	1	
48- 8	1426-204-0080-0	BEARING, NR/BM2220 Roulement à aiguilles	1	
48- 9	1426-204-0040-0	SHAFT, SHIFT Arbre primaire	1	
48-10	1426-204-0011-0	GEAR, SHIFT/19 15T Baladeur étage	1	
48-11	1426-204-0031-0	GEAR, SHIFT/35T Baladeur étage	1	
48-12	1426-204-0022-0	GEAR, SHIFT/29-24T Baladeur étage	1	
48-13	V600-110-6305-0	BEARING, RB/6305 Roulement radial	1	
48-14	V705-140-0620-0	RING, SNAP/C 62 Cullet d'axe	2	
48-15	V704-140-0250-0	RING, SNAP/C 25 Cullet d'axe	1	
48-16	1424-205-0010-0	BEARING, CR/NH2207R Roulement	1	
48-17	1426-261-0020-0	GEAR, COUNTER/33-36T Pignon étage	1	
48-18	1426-205-0060-0	GEAR, COUNTER/37-17T Pignon étage	1	
48-19	1415-205-0080-0	BEARING, NR/KT283327 Roulement à aiguilles	2	
48-20	1426-261-0040-0	GEAR, PTO COUNTER/36T Pignon	1	
48-21	1415-205-0110-0	BEARING, NR/KT283313 Roulement à aiguilles	1	
48-22	1415-205-0120-0	COLLAR/28 x 33 x 5 Collier	1	
48-23	1415-205-0080-0	BEARING, NR/KT283327 Roulement à aiguilles	1	
48-24	1415-205-0130-0	COLLAR/25 x 42 x 4 Collier	1	
48-25	1426-261-0050-0	BEARING, TR/ Roulement	1	
48-26	1415-205-0150-0	SHIM, A/0.05 Cale A.	AR	
48-27	1415-205-0160-0	SHIM, B/0.10 Cale B.	AR	
48-28	V671-400-0050-0	WASHER, ADAPTER/AW05 Rondelle	1	
48-29	V670-200-0050-0	NUT, ADAPTER/AN05 Eccou	1	
48-30	1417-211-0010-0	GEAR, PTO DRIVE/21T Pignon	1	
48-31	V607-110-6305-0	BEARING, RB/6305NR Roulement radial	1	
48-32	V704-140-0250-0	RING, SNAP/C 25 Cullet d'axe	1	
48-33	1424-211-1000-0	SHAFT, PTO DRIVE Demi-arbre ar.	1	
48-34	1415-207-0043-0	PIN, BACK GEAR Arbre de marche ar.	1	
48-35	1426-207-0021-0	GEAR, BACK/20/ Pignon	1	
48-36	1415-207-0090-0	BEARING, NR/NAG4901 Roulement à aiguilles	2	
48-37	V704-140-0120-0	RING, SNAP/C 12 Cullet d'axe	2	
48-38	1412-204-0030-0	RING, SNAP/AR24 Cullet d'axe	2	

Ref.No. Réf.N°	Parts No. Pièces N°	Description Désignation	Q'ty Quant	Remarks Remarques
X48-39	1426-261-0030-0 1426-261-0030-0	GEAR, COUNTER/23T-27T <small>Pignon stage</small>	1	② info 82-08 (516) *
48-40	1424-952-0040-0	SHIM, COUNTER GEAR	AR	⑤ info 82-08 (516) March 31, 82 *
48-41	1426-261-0060-0	<small>Case</small> COUNTER 28 X 32 X 3	1	
* chassis # 006394				

Fig.49 TRANSMISSION GEAR (D, DU TYPE)
Arbres et demultiplicateur

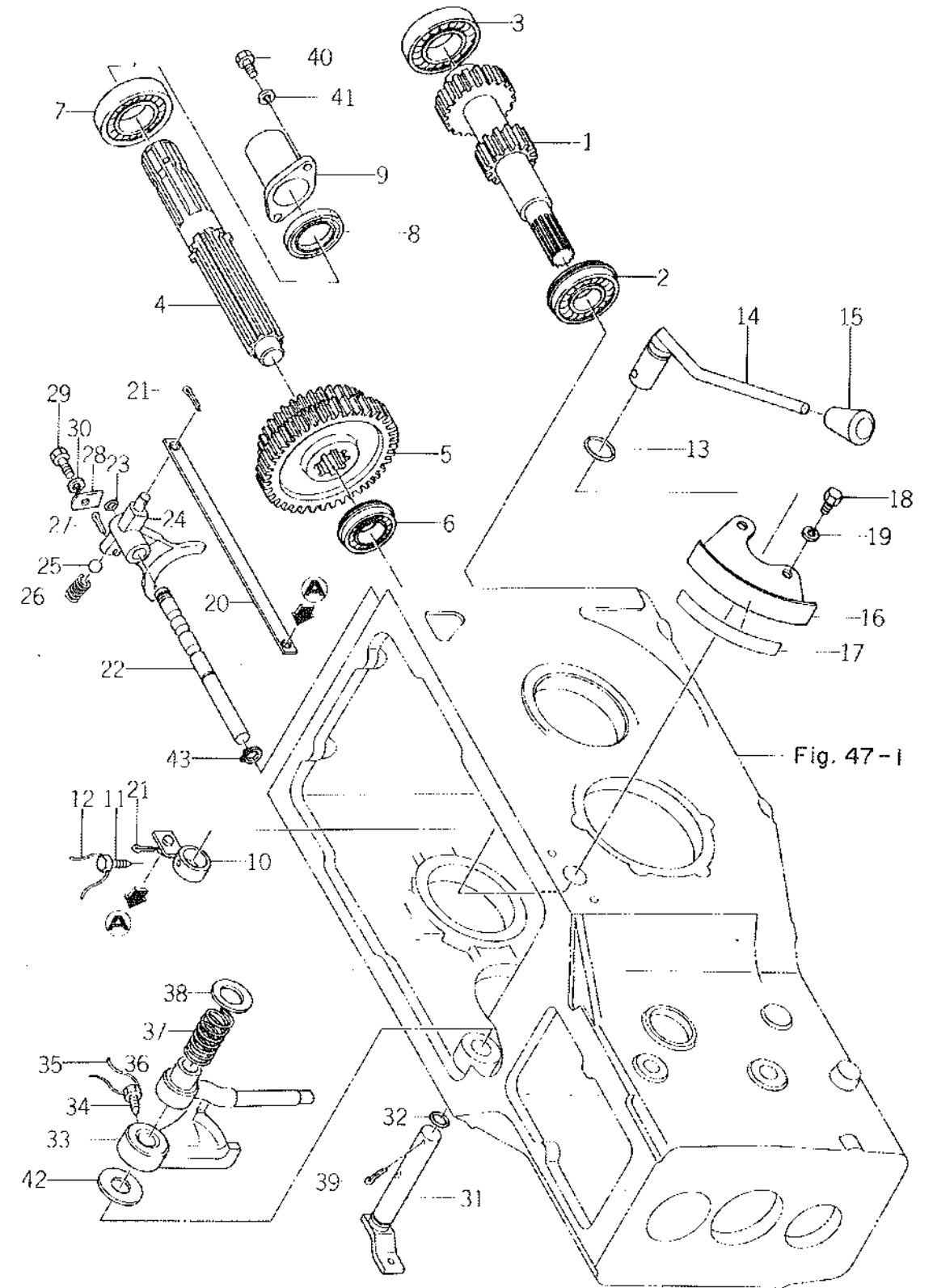


Ref.No. Réf.Nº.	Parts No. Pièces Nº.	Description Désignation	Q'ty Quant	Remarks Remarques
49- 1	1417-203-0011-0	GEAR, INPUT/16T Pignon d'entrée	1	
49- 2	1415-203-0020-0	BEARING, NR/NA4904 7 Roulement à aiguilles	1	
49- 3	V705-140-0350-0	RING, SNAP/C 55 Collet d'axe	1	
49- 4	1415-203-0030-0	COLLAR/36 X 43 X 27 Collier	1	
49- 5	V600-110-6007-0	BEARING, RB/6007 Roulement radial	1	
49- 6	V704-140-0350-0	RING, SNAP/C 35 Collet d'axe	1	
49- 7	V705-140-0620-0	RING, SNAP/C 62 Collet d'axe	3	
49- 8	V744-135-6210-0	SEAL, OIL/TC356120 Bagne d'étanchéité	1	
49- 9	1415-203-0040-0	SEAL, OIL/VC22287 Bagne d'étanchéité	1	
49-10	V653-422-2820-0	BEARING, NR/TLA2220 Roulement à aiguilles	1	
49-11	V704-140-0300-0	RING, SNAP/C 30 Collet d'axe	1	
49-12	V705-140-0620-0	RING, SNAP/C 62 Collet d'axe	1	
49-13	1426-204-0050-0	BEARING, RB/6206 Roulement radial	1	
49-14	1417-203-0020-0	GEAR, INPUT/15T Pignon d'entrée	1	
49-15	1426-204-0080-0	BEARING, NR/BM2220 Roulement à aiguilles	1	
49-16	1426-204-0040-0	SHAFT, SHIFT Arbre primaire	1	
49-17	1426-204-0011-0	GEAR, SHIFT/19-15T Pignon	1	
49-18	1426-204-0031-0	GEAR, SHIFT/35T Pignon	1	
49-19	1426-204-0022-0	GEAR, SHIFT/29-24T Pignon	1	
49-20	V600-110-6305-0	BEARING, RB/6305 Roulement radial	1	
X49-21	1426-261-0030-0 1426-261-0030-0	GEAR, COUNTER/23-27T Pignon étage	1	① in/o mc 82 - 08(9/6)
49-22	V704-140-0250-0	RING, SNAP/C 25 Collet d'axe	1	
49-23	1424-205-0010-0	BEARING, CR/NH2207R Roulement	1	
49-24	1426-261-0020-0	GEAR, COUNTER/33-36T Pignon étage	1	
49-25	1426-205-0060-0	GEAR, COUNTER/37-17T Pignon étage	1	
49-26	1415-205-0080-0	BEARING, NR/KT283327 Roulement à aiguilles	2	
49-27	1426-261-0040-0	GEAR, PTO COUNTER/36T Pignon étage	1	
49-28	1415-205-0110-0	BEARING, NR/KT283313 Roulement à aiguilles	1	
49-29	1415-205-0120-0	COLLAR/28 X 33 X 5 Collier	1	
49-30	1415-205-0080-0	BEARING, NR/KT283327 Roulement à aiguilles	1	
49-31	1415-205-0130-0	COLLAR/25 X 42 X 4 Collier	1	
49-32	1426-261-0050-0	BEARING, TR/32305 Roulement	1	
49-33	1415-205-0150-0	SHIM, A/0.05 Cale	AR	
49-34	1415-205-0160-0	SHIM, B/0.10 Cale	AR	
49-35	V671-400-0050-0	WASHER, ADAPTER/AW05 Rondelle	1	
49-36	V670-200-0050-0	NUT, ADAPTER/AN05 Eccou	1	
49-37	V607-110-6305-0	BEARING, RB/6305NR Roulement radial	1	
49-38	V704-140-0250-0	RING, SNAP/C 25 Collet d'axe	1	

Ref.No. Réf.Nº.	Parts No. Pièces Nº.	Description Désignation	Q'ty Quant	Remarks Remarques
49-39	1424-212-1000-0	SHAFT, PTO DRIVE Aibre	1	
49-40	1417-212-2000-0	RING, OIL Collet	1	
49-41	V742-130-6205-0	SEAL, OIL/VC30852 Bague d'étanchéité	1	
49-42	1415-207-0043-0	PIN, BACK GEAR Aibre de maroche ar.	1	
49-43	1426-207-0021-0	GEAR, BACK/25T Pignon	1	
49-44	1415-207-0090-0	BEARING, NR/NAG4901 Roulement à aiguilles	2	
49-45	V704-140-0120-0	RING, SNAP/C 12 Collet d'axe	2	
49-46	1417-204-0030-0	RING, SNAP/24 Collet d'axe	2	
49-47	1417-211-0010-0	GEAR, PTO DRIVE/21T Pignon	1	
49-48	V740-145-6209-0	SEAL, OIL/SC45628 Bague d'étanchéité	1	
49-49	V708-140-0620-0	RING, SNAP/C 62 Collet d'axe	1	
49-50	1424-952-0040-0	SHIM, COUNTER GEAR Cale	AR	
49-51	1426-261-0060-0	CLAR 26 x 32 x 3	1	ⓔ info 82-08 (5/16) chassis n. #006396.

Fig.50 POWER TAKE OFF

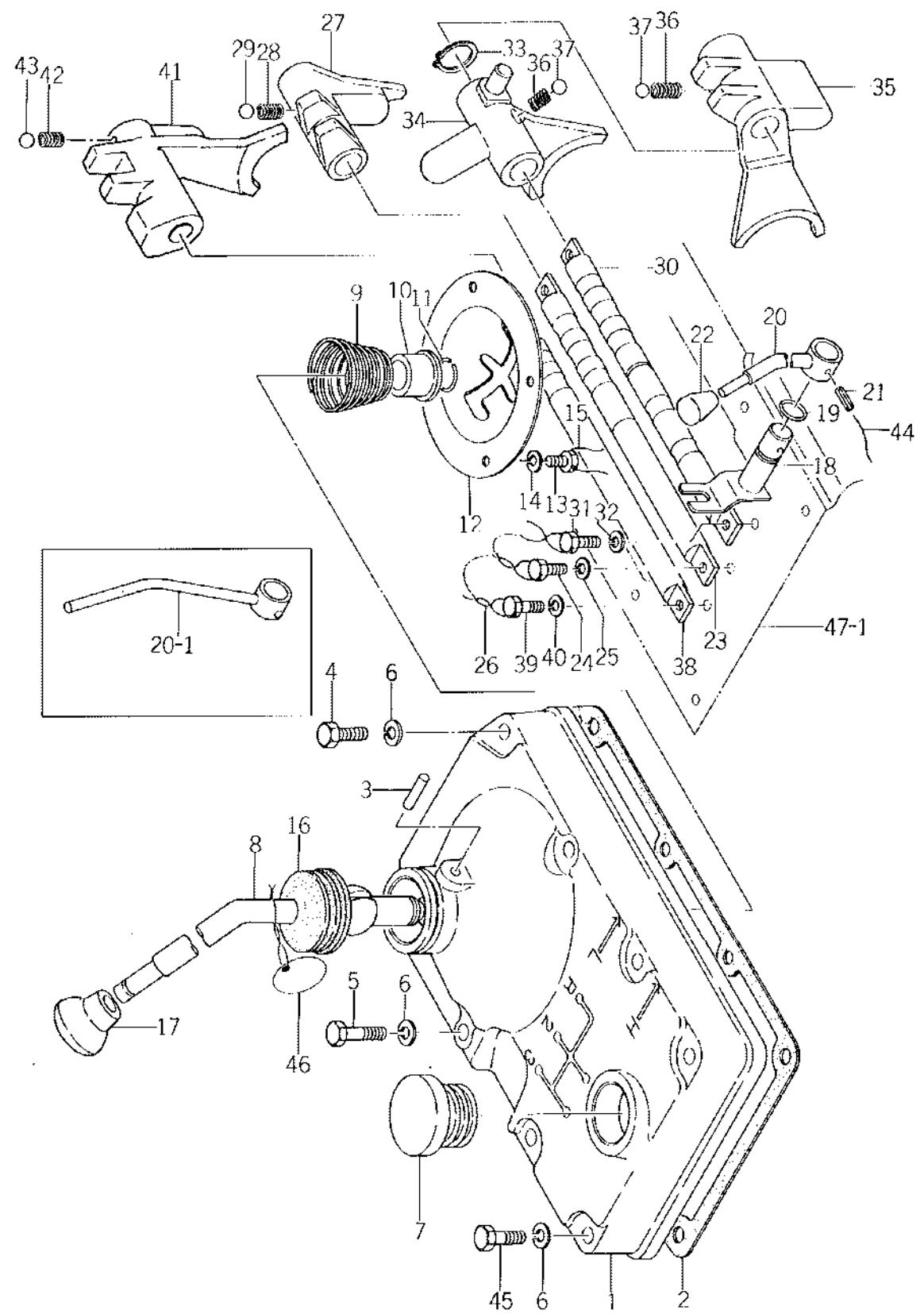
Arbre de prise de force



Ref.No. Réf.Nº.	Parts No. Pièces Nº.	Description Désignation	Q'ty Quant	Remarks Remarques
50- 1	1431-280-0010-0	GEAR, PTO COUNTER/14-21T Pignon	1	
50- 2	V607-110-6305-0	BEARING, RB/6305NR Roulement radial	1	
50- 3	V600-110-6207-0	BEARING, RB/6207 Roulement radial	1	
50- 4	1415-213-0010-0	SHAFT, PTO Arbre	1	
50- 5	1431-283-0010-0	GEAR, PTO COUNTER/36-43T Pignon	1	
50- 6	1426-213-0010-0	BEARING, RB/6205NR Roulement radial	1	
50- 7	V600-110-6207-0	BEARING, RB/6207 Roulement radial	1	
50- 8	V744-135-5508-0	SEAL, OIL/TC35558 Bague d'étanchéité	1	
* 50- 9	1431-212-0040-0 1444-3A-0090-0	CAP, PTO SHAFT Chapeau d'arbre	1	(A) inf 83-16 + inf. 83-15 (2/6)
50-10	1417-216-2000-0	ARM, LOW SHIFT Bres	1	
50-11	1415-216-0060-0	BOLT/M8 x 16 Vis	1	
50-12		WIRE/0.9 x 150 Fil	1	
50-13	V720-102-4021-0	O-RING/P21 Joint torique	1	
50-14	1431-286-2000-0	LEVER, PTO SHIFT Sélecteur de PDF	1	
X 50-15	1431-286-0080-0 4106-105-3030-0	KNOB, LEVER Poignée	1	(A) info 82-08 (6/6)
X 50-16	1431-286-0080-0 1433-286-0024-0	GUIDE, PTO SHIFT LEVER Guide de PDF	1	(B) parts info March 13, 82
X 50-17	1431-286-0080-0 1425-940-0060-0	MARK, PTO (U) Étiquette	1	(B) info 81-20 (5/5) Oct. 14, 1981
50-18	V201-260-8016-0	BOLT/M8 x 16 Vis	2	
50-19	V401-160-0080-0	WASHER, SP/M8 Rondelle frein	2	
50-20	1417-216-0040-0	BAR, PTO LOW SHIFT Barre	1	
50-21	V500-152-0180-0	PIN, SPLIT/2.5 x 18 Goupille fendue	2	
50-22	1431-286-0010-0	STAY, PTO SHIFTER Appui	1	
50-23	V720-101-9010-0	O-RING/P10 Joint torique	1	
50-24	1424-216-0010-0	SHIFTER, PTO LOW Fourchette	1	
50-25	V680-100-0010-0	BALL, STEEL Bille	1	
50-26	1302-225-0030-0	SPRING, SHIFTER Ressort	1	
50-27	V500-153-0025-0	PIN, SPLIT/3 x 25 Goupille fendue	1	
50-28	1416-216-0040-0	STOPPER, SHIFTER STAY Bouchon	1	
50-29	V201-260-8016-0	BOLT/M8 x 16 Vis	1	
50-30	V401-160-0080-0	WASHER, SP/M8 Rondelle frein	1	
50-31	1424-303-2000-0	SHAFT, DIFF-LOCK Arbre	1	
50-32	V720-102-4016-0	O-RING/P16 Joint torique	1	
50-33	1407-303-0020-0	CAM, DIFF-LOCK Garni	1	
50-34	1407-303-0030-0	BOLT/M10 x 20 Vis	1	
50-35		WIRE/1.2 x 220 Fil	1	
50-36	1407-303-0010-0	SHIFTER, DIFF-LOCK Fourchette de crabotage	1	
50-37	1407-303-0040-0	SPRING, PRESS/40 Ressort	1	
50-38	V413-160-0180-0	WASHER/M18 Rondelle	1	

Ref.No. Réf.Nº.	Parts No. Pièces Nº.	Description Désignation	Q'ty Quant	Remarks Remarques
50-39	V500-154-0030-0	PIN, SPLIT/4 x 30 Goupille fendue	1	
50-40	V200-260-6012-0	BOLT/M6 x 12 Vis	2	
50-41	V401-160-0060-0	WASHER, SP/M6 Rondelle frein	2	
50-42	1424-303-0010-0	WASHER/21 x 40 x 3 Rondelle	1	
50-43	V704-140-0120-0	RING, SNAP/C 12 Collet d'axe	1	

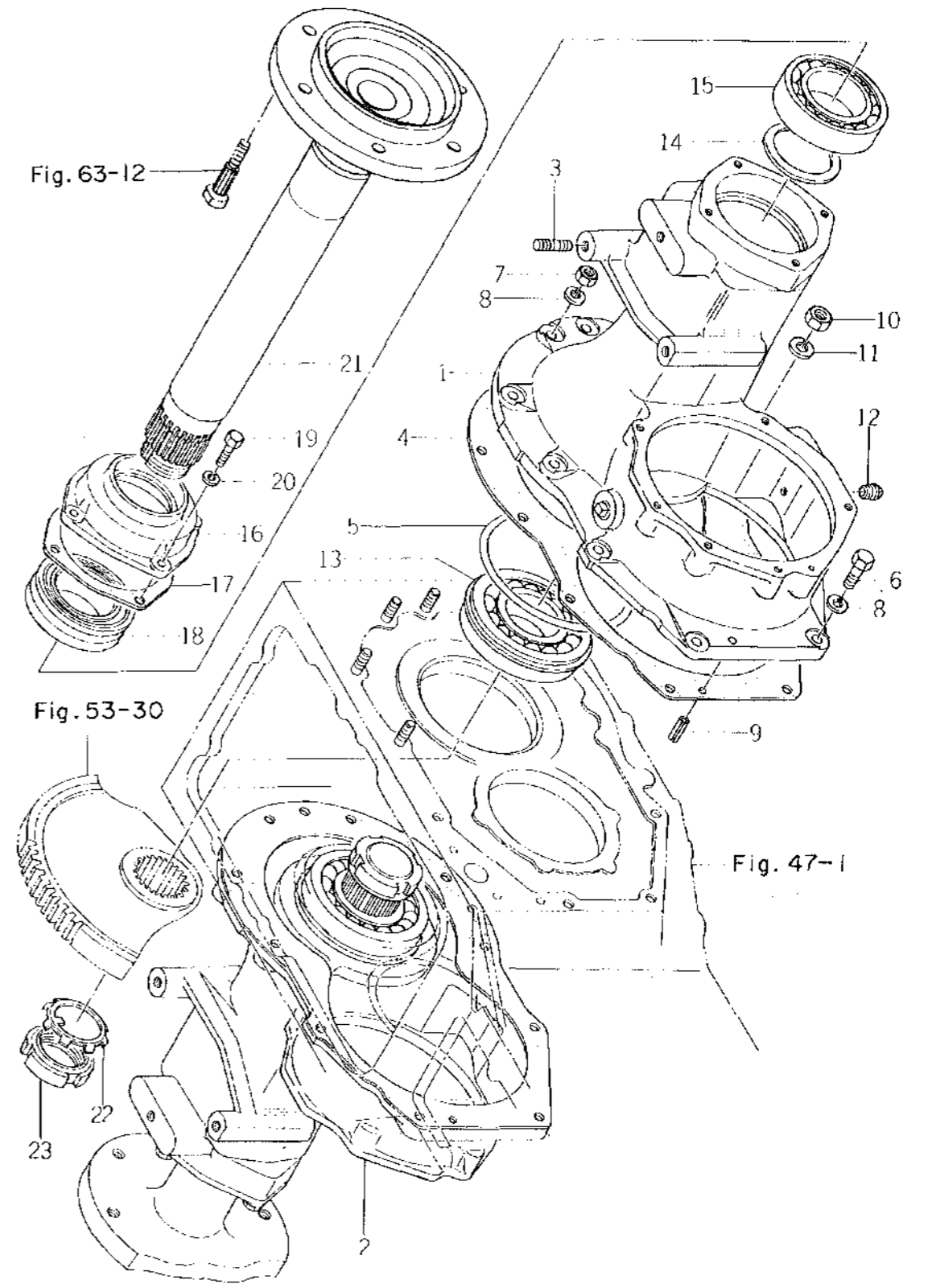
Fig.51 GEAR SHIFT
 Mechanisme de changement



Ref.No. Réf.Nº.	Parts No. Pièces Nº.	Description Désignation	Q'ty Quant	Remarks Remarques
51- 1	1431-273-0010-0	COVER, SHIFT Couvercle	1	
51- 2	1415-208-0020-0	PACKING, SHIFTER COVER Joint	1	
51- 3	1421-207-0050-0	PIN, A/6 X 16 Goupille	1	
51- 4	V201-260-8045-0	BOLT/M8 X 45 Vis	5	
51- 5	V201-260-8060-0	BOLT/M8 X 60 Vis	2	
51- 6	V401-160-0080-0	WASHER, SP/M8 Rondelle frein	8	
51- 7	7956-205-0160-0	CAP, OIL/30 Bouchon	1	
X 51- 8	1426-208-0021-0 4426-208-0022-0	LEVER, SHIFT Levier de changement	1	ⓐ* parts info March 10, 82 interch. if change (replaced) as set (ⓐ)
51- 9	1416-207-0040-0	SPRING, CONICAL/63 Ressort	1	
X 51-10	1407-207-0040-0 1421-207-0040-0	SEAT, SPRING Cuvette de ressort	1	ⓐ info n° 81-20 (5/5) Oct. 14, 82
51-11	1407-207-0050-0	RING, SNAP Collet d'axe	1	
51-12	1426-208-0032-0	GUIDE, SHIFT LEVER Grille de vitesses	1	
51-13	1402-501-0170-0	BOLT/M6 X 12 Vis	4	
51-14	V401-160-0060-0	WASHER, SP/M6 Rondelle frein	4	
51-15	V590-120-9350-0	WIRE/0.9 X 350 Fil	1	
51-16	1403-207-0010-0	BOOT, SHIFT LEVER Capule de pédale	1	
X 51-17	1414-207-0050-0 2432-211-0040-0	KNOB, LEVER/48 - 14 Pommeau	1	ⓐ* parts info March 13, 82 used. if change (replaced) as set (ⓐ)
51-18	1415-209-1000-0	ARM, SUB SHIFT Doigt de subdivision	1	
51-19	V720-102-4012-0	O-RING/P12 Joint torique	1	
51-20	1421-208-1001-0	LEVER, SUB SHIFT Lever de transfert	1	For S, D
51-20-1	1426-214-2001-0	LEVER, SUB SHIFT Lever de transfert	1	For DU
51-21	V580-140-6028-0	PIN, SPRING/W 6 X 28 Goupille élastique	1	
X 51-22	1406-105-3050-0 4406-105-3030-0 4401-130-0010-0 1415-210-0030-0	GRP, SHIFTER KNOB Poignée	1	info n° 81-32 (1/5) Dec. 26, 81 info 22-08 (6/6) March 31, 82
51-23	1415-210-0030-0	STAY, LOW SHIFTER Appui	1	
51-24	1401-201-0160-0	BOLT/M6 X 16 9T Vis	2	
51-25	V401-160-0060-0	WASHER, SP/M6 Rondelle frein	2	
51-26		WIRE/0.9 X 400 Fil	2	
51-27	1426-210-0060-0	SHIFTER, LOW Fourchette	1	
51-28	1415-210-0020-0	SPRING, SHIFTER Ressort	1	
51-29	V680-100-0013-0	BALL, STEEL Bille	1	
51-30	1426-210-0031-0	STAY, THIRD SHIFTER Appui	1	
51-31	1401-201-0160-0	BOLT/M6 X 16 9T Vis	2	
51-32	V401-160-0060-0	WASHER, SP/M6 Rondelle frein	2	
51-33	V704-140-0150-0	RING, SNAP/C 15 Collet d'axe	1	
51-34	1426-210-0022-0	SHIFTER, SUB Fourchette	1	
51-35	1426-210-0012-0	SHIFTER, THIRD Fourchette	1	
51-36	1415-210-0020-0	SPRING, SHIFTER Ressort	2	
51-37	V680-100-0013-0	BALL, STEEL Bille	2	

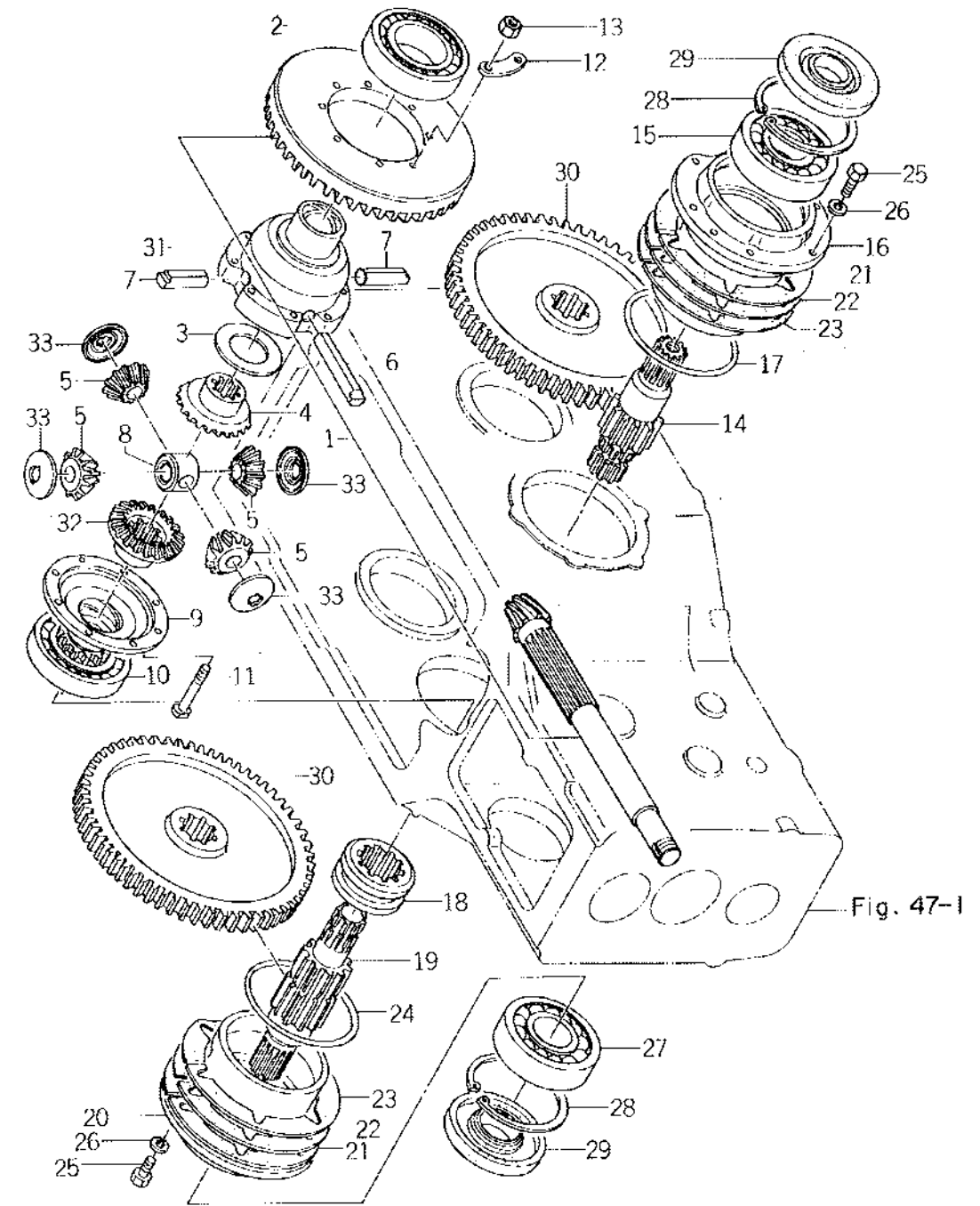
Ref.No. Réf.Nº.	Parts No. Pièces Nº.	Description Désignation	Q'ty Quant	Remarks Remarques
51-38	1426-210-0050-0	STAY, BACK SHIFTER Appui	1	
51-39	1401-201-0160-0	BOLT/M8 X 16 BT Vis	2	
51-40	V401-160-0060-0	WASHER, SP/M8 Rondelle train	2	
51-41	1426-210-0042-0	SHIFTER, BACK Fourchette	1	
51-42	1415-210-0020-0	SPRING, SHIFTER Ressort	1	
51-43	V680-100-0013-0	BALL, STEEL Bille	1	
51-44		WIRE/0.9 X 90 Fil	1	
51-45	V201-260-8050-0	BOLT/M8 X 50 Vis	1	
51-46	1427-932-0020-0	TAG, CAUTION Etiquette	1	

Fig.52 REAR AXLE HOUSING
Carter de pont arriere



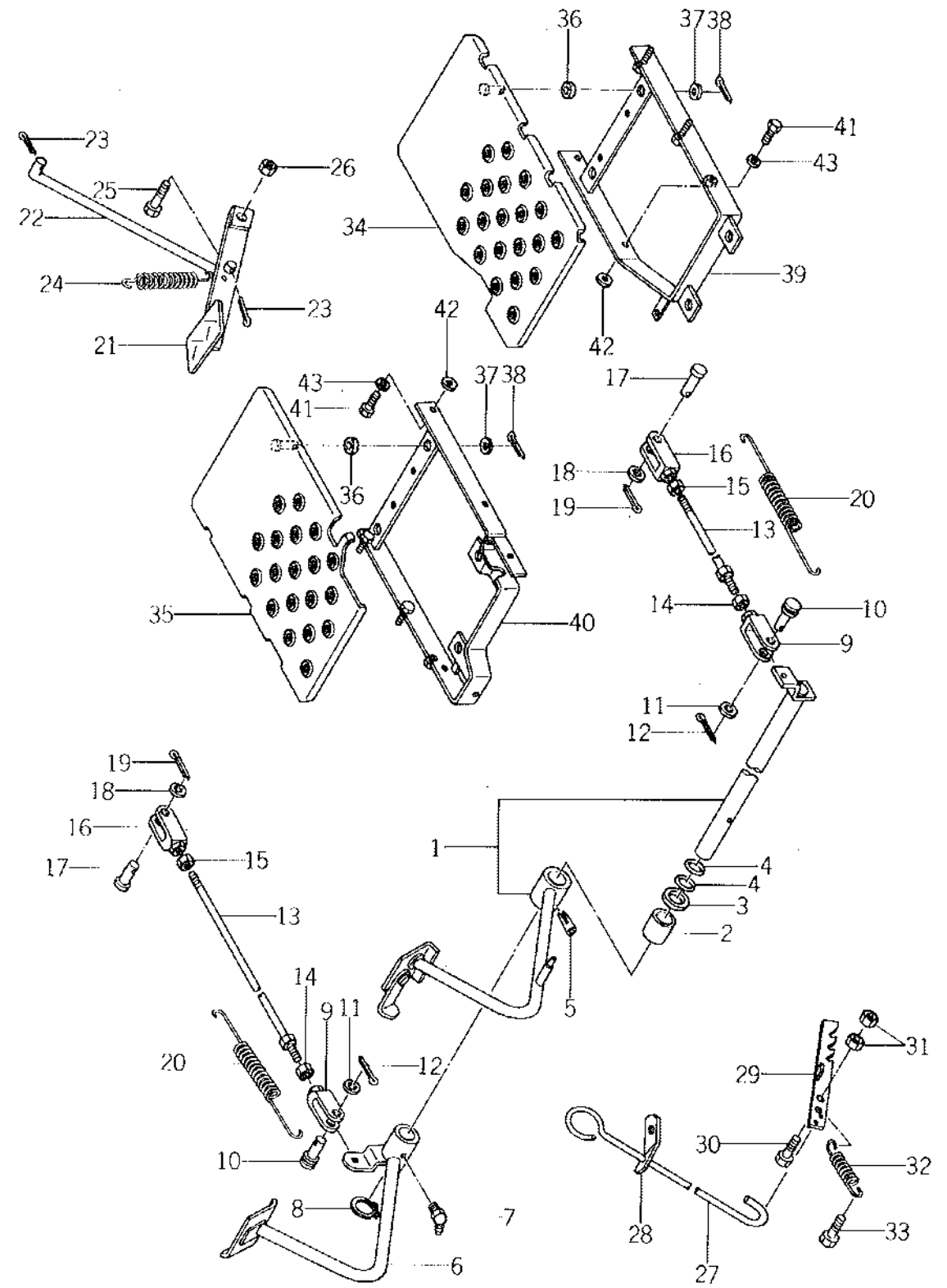
Ref.No. Réf.Nº	Parts No. Pièces Nº	Description Désignation	Q'ty Quant	Remarks Remarques
52- 1	1417-306-0010-0	HOUSING, R. AXLE LH Carter de réducteur G.	1	
52- 2	1417-306-0020-0	HOUSING, R. AXLE RH Carter de réducteur D.	1	
52- 3	V251-261-2035-0	STUD/M12 x 35 Goujon	6	
52- 4	1415-306-0070-0	PACKING, R. AXLE HOUSING Joint	2	
52- 5	1417-306-0030-0	O-RING Joint torique	2	
52- 6	V201-461-0030-0	BOLT/M10 x 30 9T Vis	8	
52- 7	V300-460-0100-0	NUT/M10 7T Ecrou	10	
52- 8	V401-160-0100-0	WASHER, SP/M10 Rondelle frein	18	
52- 9	V580-140-8025-0	PIN, SPRING/B x 25 Goupille élastique	2	
52-10	V300-460-0120-0	NUT/M12 7T Ecrou	6	
52-11	V401-460-0120-0	WASHER, SP/M12 Rondelle frein	6	
52-12	1326-706-0020-0	PLUG, DRAIN Bouchon	2	
52-13	V607-110-6311-0	BEARING, RB/6311NR Roulement radial	2	
52-14	1415-307-0020-0	COLLAR/56 x 70 x 4 Collier	2	
52-15	V600-110-6212-0	BEARING, RB/6212 Roulement axial	2	
52-16	1415-306-0030-2	METAL, OIL SEAL Palier	2	
52-17	1415-306-0040-0	PACKING, METAL Joint	2	
52-18	1415-306-0060-0	SEAL/AQ3250E Bague d'étanchéité	2	
52-19	V201-260-8020-0	BOLT/M8 x 20 Vis	8	
52-20	V401-160-0080-0	WASHER, SP/M8 Rondelle frein	8	
52-21	1426-355-0010-0	SHAFT, WHEEL Fusée	2	
52-22	V671-400-0050-0	WASHER, ADAPTER/AW05 Rondelle	2	
52-23	V670-200-0050-0	NUT, ADAPTER/AN05 Ecrrou	2	

Fig.53 DIFFERENTIAL GEAR
Commande et blocage du différentiel



Ref.No. Réf.Nº.	Parts No. Pièces Nº.	Description Désignation	Q'ty Quant	Remarks Remarques
53- 1	1426-020-2002-0	GEAR, DRIVE 8 SET Pignon d'attache	1	
53- 2	V600-110-6211-0	BEARING, RB/6211 Roulement radial	1	
53- 3	1431-301-0050-0	COLLAR, THRUST/45 X 66 X 1 Rondelle d'adul	1	
53- 4	1431-301-0060-0	GEAR, DIFF-SIDE A/20T Pignon	1	
53- 5	1431-301-0090-0	PINION, DIFF/12T Satellite	4	
53- 6	1431-301-0020-0	SHAFT, DIFF-PINION A Axe des satellites A.	1	
53- 7	1431-301-0030-0	SHAFT, DIFF-PINION B Axe des satellites B.	2	
53- 8	1431-301-0040-0	HOLDER, PINION SHAFT Noir de différentiel	1	
53- 9	1431-301-0110-0	GEAR, DIFF-LOCK Pignon	1	
53-10	V600-110-6211-0	BEARING, RB/6211 Roulement radial	1	
53-11	1404-301-0100-0	BOLT, DIFF Vis	8	
53-12	1404-301-0090-0	WASHER, DIFF-BOLT Rondelle	4	
53-13	V303-460-0080-0	NUT/M8 7T Erou	8	
53-14	1426-301-0050-0	PINION, WHEEL LH/10T Pignon de roue G.	1	
53-15	V600-110-6309-0	BEARING, RB/6309 Roulement radial	1	
53-16	1426-202-0010-0	METAL, DIFF-CASE LH Peller G.	1	
53-17	V721-103-1115-0	O-RING/G115 Joint torique	1	
53-18	1426-301-0070-0	CLUTCH, DIFF-LOCK Crabot directionnel	1	
53-19	1426-301-0060-0	PINION, WHEEL RH/10T Pignon de roue D.	1	
53-20	1426-202-0021-0	METAL, DIFF-CASE RH Peller D.	1	
53-21	1415-201-0140-0	SHIM, A/0.198 Cale, A.	AR	
53-22	1415-201-0150-0	SHIM, B/0.1 Cale, B.	AR	
53-23	1415-201-0160-0	SHIM, C/0.5 Cale, C.	AR	
53-24	V721-103-1115-0	O-RING/G115 Joint torique	1	
53-25	V201-260-8025-0	BOLT/M8 X 25 Vis	12	
53-26	V401-160-0080-0	WASHER, SP/M8 Rondelle frein	12	
53-27	V600-110-6309-0	BEARING, RB/6309 Roulement radial	1	
53-28	V705-140-1000-0	RING, SNAP/C 100 Collot d'axe	2	
53-29	1417-201-2000-0	SEAL Bague d'etanchéité	2	
X 53-30	1426-301-0020-0 1426-301-0020-0	GEAR, WHEEL/60T Roue d'entrée	2	info n° 81-32 (1/5) Dec. 26, 81
X 53-31	1431-301-010-0 1431-301-0010-0	CASE, DIFF LOCK Boîtier de différentiel	1	info n° " " " "
53-32	1431-301-0070-0	GEAR, DIFF-SIDE B/20T Pignon	1	
53-33	1431-301-0080-0	COLLAR, PINION THRUST Rondelle d'adul	4	

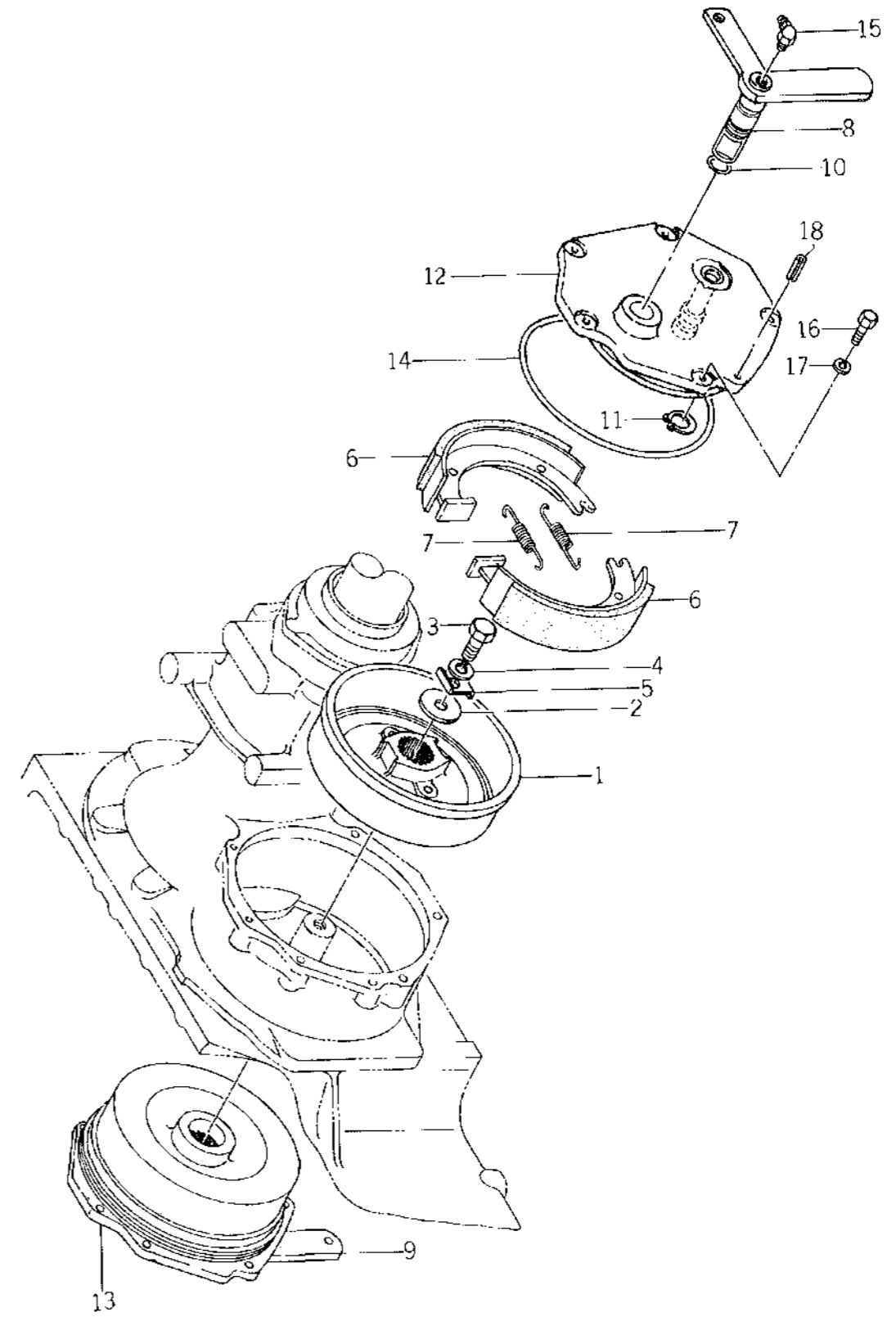
Fig.54 STEP AND BRAKE SYSTEM (S, D TYPE)
Pedales de freins



Ref.No. Réf. N°.	Parts No. Pièces N°.	Description Désignation	Q'ty Quant	Remarks Remarques
54- 1	1423-031-2000-0	PEDAL, BRAKE LH SET Pedales de freins G.	1	
54- 2	1423-312-0010-0	COLLAR/28 X 34 X 15 Collier	1	
54- 3	1421-312-0020-0	WASHER/26 X 35 X 1 Hondelle	2	
54- 4	V720-103-5025-0	O-RING/P25 Joint torique	2	
54- 5	V511-168-0050-0	PIN, TAPER/8 X 60 Goupille	1	
54- 6	1415-312-3000-0	PEDAL, BRAKE RH Pedales de freins D.	1	
54- 7	V763-400-0000-0	NIPPLE, GREASE Graisseur	1	
54- 8	V704-190-0250-0	RING, SNAP/C 25 Collet d'axe	1	
54- 9	1415-312-6000-0	YOKE, RH Chape D.	2	
54-10	1404-312-0050-0	PIN, YOKE B Axe de chape	2	
54-11	V413-160-0080-0	WASHER/M8 Hondelle	2	
54-12	V500-152-0018-0	PIN, SPLIT/2 X 18 Goupille fendue	2	
54-13	1415-312-4001-0	ROD, BRAKE Biellette	2	
54-14	V302-260-0080-0	NUT/M8 Ecou	2	
54-15	1401-122-0050-0	NUT, LH THREAD/M8 Ecou	2	
54-16	1415-312-5000-0	YOKE, LH Chape G.	2	
54-17	1404-312-0060-0	PIN, YOKE A Axe de chape	2	
54-18	V413-160-0080-0	WASHER/M8 Hondelle	2	
54-19	V500-152-0018-0	PIN, SPLIT/2 X 18 Goupille fendue	2	
54-20	1403-312-0030-0	SPRING, PARKING BRAKE Ressort	2	
54-21	1416-303-2000-0	PEDAL, DIFF-LOCK Commande de différentiel	1	
54-22	1415-303-0010-0	ROD, DIFF-LOCK Tige de différentiel	1	
54-23	V500-152-0018-0	PIN, SPLIT/2 X 18 Goupille fendue	2	
X 54-24	1401-304-0120-0 1427-261-0210-0	SPRING, TENSION/121 Ressort	1	Ⓐ parts info Panel 81. no use for 21, 22, 23 info no. 82-08 (6/6)
54-25	V201-261-2035-0	BOLT/M12 X 35 Vis	1	
54-26	V300-260-0120-0	NUT/M12 Ecou	1	
X 54-27	1415-312-0021-0	LEVER, PARKING Verrou de parking	1	
X 54-28	1415-312-0031-0	HOLDER, LEVER Support de levier	1	
X 54-29	1424-312-2000-0	STOPPER, PARKING Crochet de parking	1	
X 54-30	V201-260-8025-0	BOLT/M8 X 25 Vis	1	
X 54-31	V300-260-0080-0	NUT/M8 Ecou	2	
X 54-32	1414-312-0020-0	SPRING, TENSION/53 Ressort	1	
A 54-33	V201-260-8016-0	BOLT/M8 X 16 Vis	1	
54-34	1426-616-2000-0	STEP, LH Marchepied G.	1	
54-35	1426-616-2102-0	STEP, RH Marchepied D.	1	
54-36	1414-616-0010-0	CUSHION/RUBBER Cale	8	
54-37	V413-160-0080-0	WASHER/M8 Hondelle	8	
54-38	V500-152-0015-0	PIN, SPLIT/2 X 15 Goupille fendue	8	

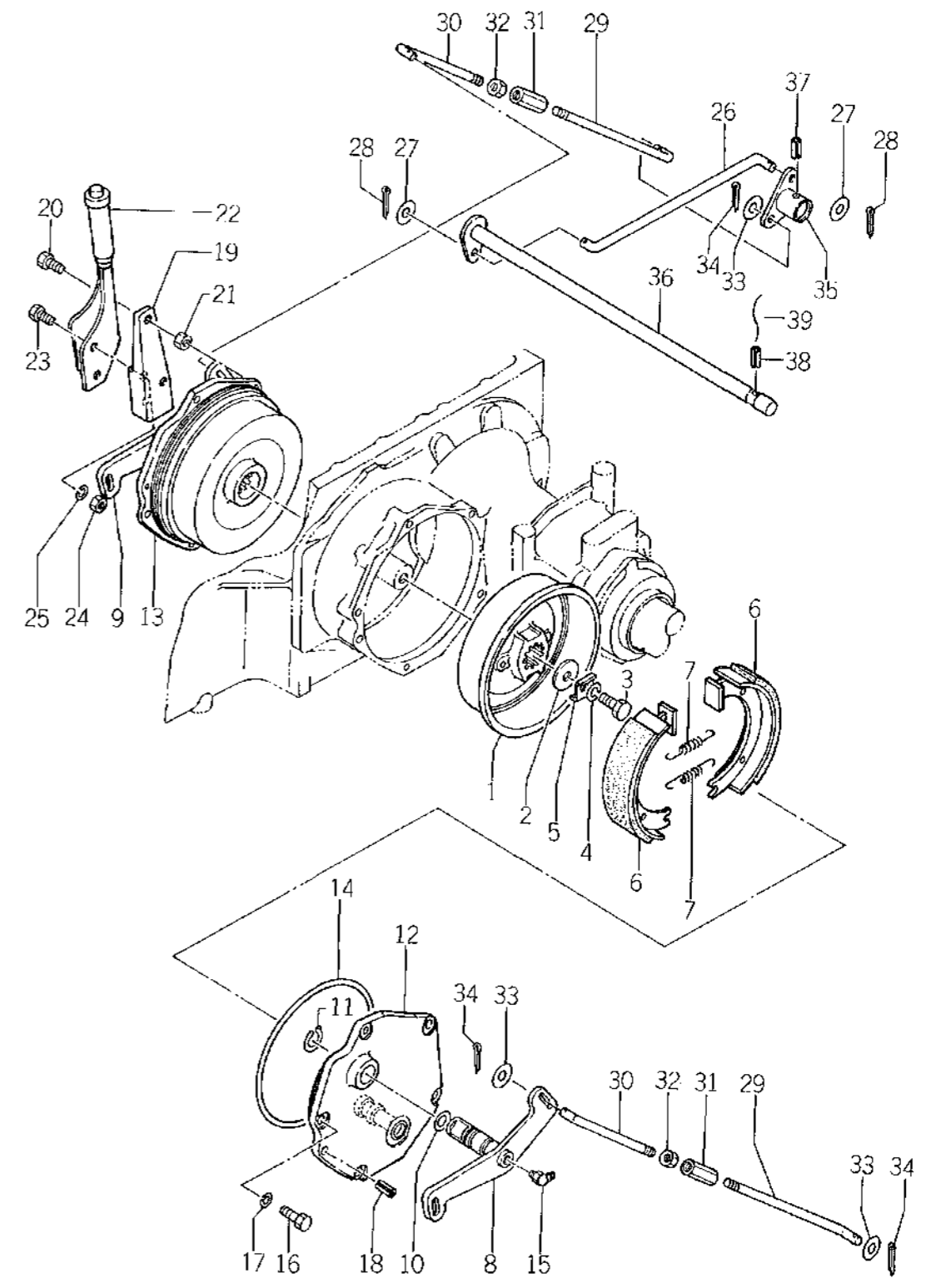
Ref.No. Réf.Nº.	Parts No. Pièces N°.	Description Désignation	Q'ty Quant	Remarks Remarques
54-39	1426-616-2200-0	FRAME, STEP LH Chassis G.	1	
54-40	1426-616-2302-0	FRAME, STEP RH Chassis D.	1	
54-41	V201-261-0020-0	BOLT/M10 X 20 Vis	4	
X 54-42	V413-160-0100-0	WASHER/M10 Rondelle	4	Ⓣ parts info March 13, 82
54-43	V401-160-0100-0	WASHER, SP/M10 Rondelle train	4	

Fig.56 BRAKE (E41, E43 TYPE)
Frein



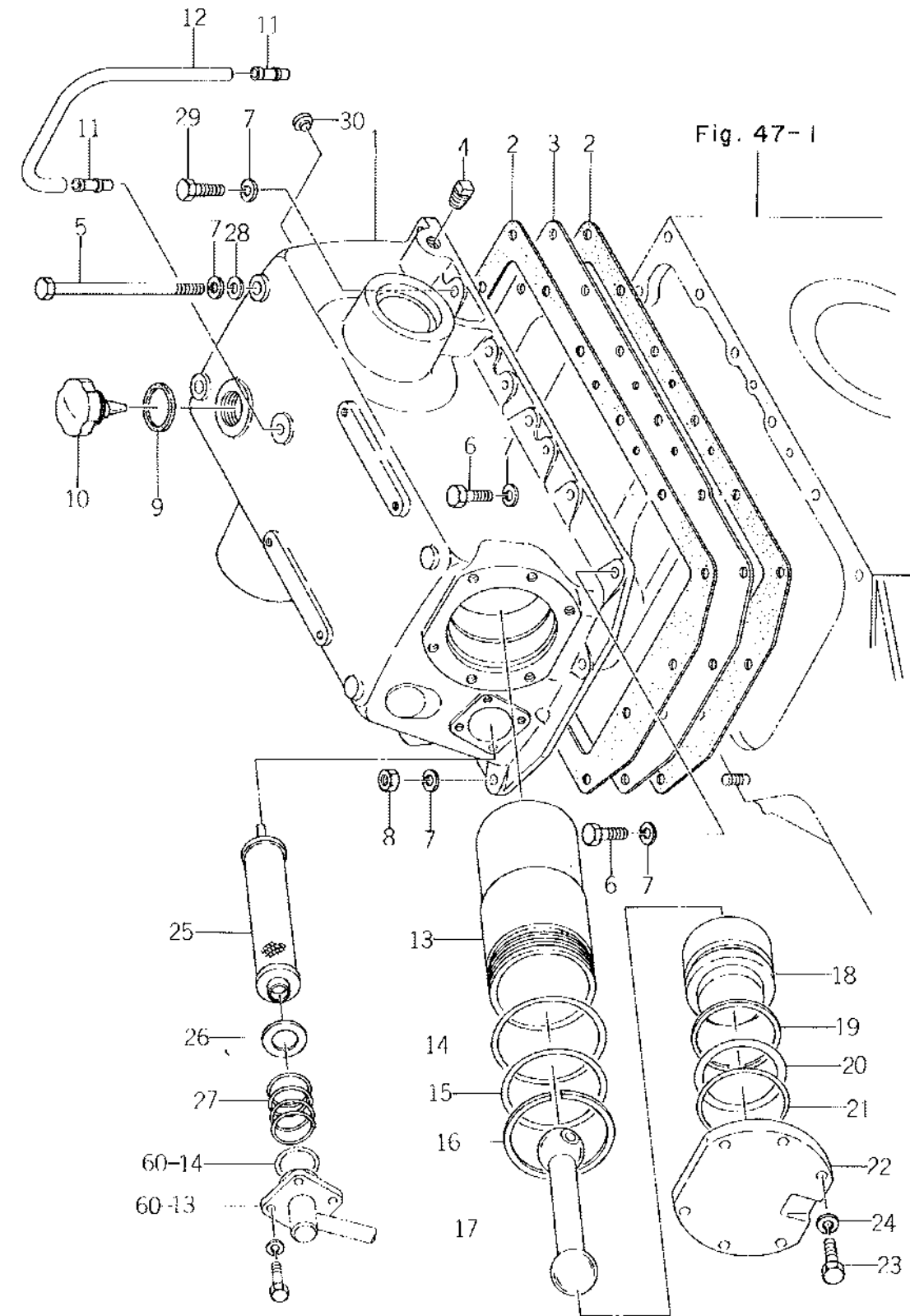
Ref. No. Réf. N°.	Parts No. Pièces N°.	Description Désignation	Q'ty Quant	Remarks Remarques
56- 1	1417-310-0010-0	DRUM, BRAKE Tambour	2	
X 56- 2	1417-310-0030-0 1417-310-0040-0	WASHER, DRUM Rondelle	2	Ⓐ parts info March 81
56- 3	V201-461-2025-0	BOLT/M12 X 25 9T Vis	2	
56- 4	V401-160-0120-0	WASHER, SP/M12 Rondelle frein	2	
56- 5	1417-310-0040-0	WASHER, LOCK Rondelle frein	2	
56- 6	1417-310-1000-0	SHOE, BRAKE Machete	4	
56- 7	1417-310-0030-0	SPRING, TENSION/79 Ressort	4	
56- 8	1426-310-1000-0	PIN, BRAKE CAM LH Garné G.	1	
56- 9	1417-310-5000-0	PIN, BRAKE CAM RH Garné D.	1	
56-10	V720-102-4021-0	O-RING/P21 Joint torique	2	
56-11	1407-310-0060-0	RING, SNAP/WR25 Cotes d'axe	2	
56-12	1417-310-2000-0	METAL, BRAKE LH Flaque G.	1	
56-13	1417-310-3000-0	METAL, BRAKE RH Flaque D.	1	
56-14	1417-310-0020-0	O-RING Joint torique	2	
56-15	V764-400-0000-0	NIPPLE, GREASE Graisseur	2	
56-16	V201-260-8025-0	BOLT/M8 X 25 Vis	10	
56-17	V401-160-0080-0	WASHER, SP/M8 Rondelle frein	10	
56-18	V580-140-6020-0	PIN, SPRING/6 X 20 Goupille elastique	2	

Fig.56A BRAKE (E21, E23 TYPE)
Frein



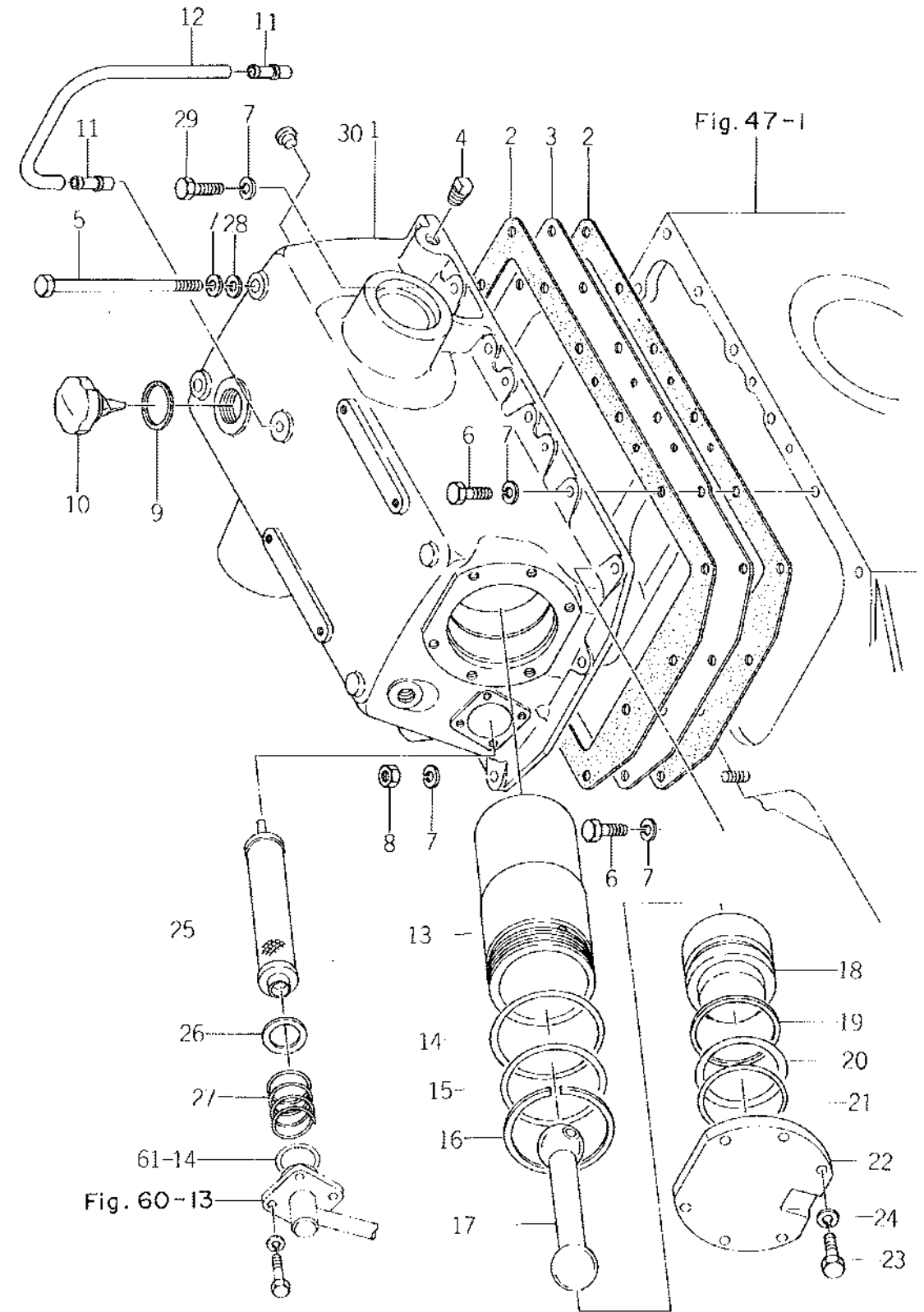
Ref.No. Réf.Nº.	Parts No. Pièces Nº.	Description Désignation	Q'ty Quant	Remarks Remarques
56A- 1	1417-310-0010-0	DRUM, BRAKE Tambour	2	
56A- 2	1419-310-0020-0	WASHER, DRUM Rondelle	2	
56A- 3	V201-461-2025-0	BOLT/M12 x 25 9T Vis	2	
56A- 4	V401-460-0120-0	WASHER, SP/M12 Rondelle frein	2	
56A- 5	1417-310-0040-0	WASHER, LOCK Rondelle loin	2	
56A- 6	1417-310-1000-0	SHOE, BRAKE Machoire	4	
56A- 7	1417-310-0030-0	SPRING, TENSION/79 Ressort	4	
56A- 8	1426-354-2100-0	PIN, BRAKE CAM LH Garné D.	1	
56A- 9	1426-354-2200-0	PIN, BRAKE CAM RH Garné D.	1	
56A-10	V720-102-4021-0	O-RING/P21 Joint torique	2	
56A-11	1407-310-0060-0	RING, SNAP/WR25 Coller d'axe	2	
56A-12	1417-310-2000-0	METAL, BRAKE LH Flaque G.	1	
56A-13	1417-310-3000-0	METAL, BRAKE RH Flaque D.	1	
56A-14	1417-310-0020-0	O-RING Joint torique	2	
56A-15	V764-400-0000-0	NIPPLE, GREASE Graisseur	2	
56A-16	V201-260-8025-0	BOLT/M8 x 25 Vis	8	
56A-17	V401-160-0080-0	WASHER, SP/M8 Rondelle frein	10	
56A-18	V580-140-6020-0	PIN, SPRING/6 x 20 Goupille elastique	2	
56A-19	1426-354-2000-0	PLATE, LEVER SET Support	1	
56A-20	V201-460-8035-0	BOLT/M8 x 35 Vis	2	
56A-21	V302-260-0100-0	NUT/M10 Ecroû	2	
56A-22	1422-355-2300-0	LEVER, PARKING ASSY Levier de frein	1	
56A-23	V201-260-8020-0	BOLT/M8 x 20 Vis	2	
56A-24	V300-260-0080-0	NUT/M8 Ecroû	2	
56A-25	V401-160-0080-0	WASHER, SP/M8 Rondelle frein	2	
56A-26	1422-355-0020-0	ROD, PARKING Tringie de frein	1	
56A-27	V413-160-0080-0	WASHER/M8 Rondelle	2	
56A-28	V500-153-0018-0	PIN, SPLIT/3 x 18 Goupille fendue	2	
X 56A-29	1426-354-0010-0 1426-354-0011-0	ROD, PARKING LH Tringie de frein	2	③ info n° 81-20 (5/5) oct. 14, 81
56A-30	1422-355-0030-0	ROD, PARKING RH Tringie de frein	2	
56A-31	1421-122-0030-0	TURNBUCKLE Ridote	2	
56A-32	V302-260-0080-0	NUT/M8 Ecroû	2	
56A-33	V413-160-0080-0	WASHER/M8 Rondelle	4	
56A-34	V500-153-0018-0	PIN, SPLIT/3 x 18 Goupille fendue	4	
56A-35	1422-355-2500-0	ARM, PARKING Lavier	1	
56A-36	1426-354-2300-0	SHAFT, PARKING Arbre transversal	1	
56A-37	V580-140-8028-0	PIN, SPRING/8 x 28 Goupille elastique	1	
56A-38	V580-140-5028-0	PIN, SPRING/5 x 28 Goupille elastique	1	
56A-39		WIRE/1.2 x 100 Fil	1	

Fig.57 HYDRAULIC SYSTEM (S, D TYPE)
 Mecanisme de relevage hydraulique



Ref.No. Réf.Nº.	Parts No. Pièces N°.	Description Désignation	Q'ty Quant	Remarks Remarques
57- 1	1415-501-2001-0	CASE, CYL SET Verin	1	Inc. 59-7, 8
57- 2	1415-501-0020-0	PACKING, CYL CASE Joint	2	
57- 3	1426-501-1000-0	PAN, OIL Carter d'huile	1	
57- 4	V781-100-0006-0	PLUG Bouchon	1	
57- 5	V201-461-0170-0	BOLT/M10 x 170 9T Vis	2	
X 57- 6	V201-461-0300-0 V201-461-0030-0	BOLT/M10 x 30 9T Vis	7	info n° 81-32 (1/5) Dec. 26, 1981
57- 7	V401-160-0100-0	WASHER, SP/M10 Rondelle frein	15	
57- 8	V300-460-0100-0	NUT/M10 Erou	5	
57- 9	1404-201-0180-0	PACKING, OIL CAP Joint	1	
57-10	1414-501-0080-0	CAP, OIL Bouchon	1	
57-11	1421-307-0030-0	NIPPLE, BREATHER/30 Mamelon	2	
57-12	1426-501-0010-0	PIPE, BREATHER Conduit	1	
57-13	1424-505-0060-0	CYLINDER Cylindre	1	
57-14	V721-113-1090-0	O-RING/G90 Joint torique	1	
57-15	V721-113-1085-0	O-RING/G85 Joint torique	1	
57-16	1415-505-0030-0	RING, SNAP/WR90 Collet d'axe	1	
57-17	1415-505-0050-0	ROD Tige	1	
57-18	1415-505-0040-0	PISTON Piston	1	
57-19	1415-505-0060-0	RING, BACK-UP Rondelle de recul	1	
57-20	V720-105-7065-0	O-RING/P85 Joint torique	1	
57-21	V721-113-1070-0	O-RING/G70 Joint torique	1	
57-22	1415-505-0020-0	HEAD, CYL Culasse	1	
57-23	V201-461-2035-0	BOLT/M12 x 35 9T Vis	6	
57-24	V401-160-0120-0	WASHER, SP/M12 Rondelle frein	6	
X 57-25	1404-504-0010-0 1404-503-0010-0	FILTER, SUCTION Crepine aspirante	1	info n° 81-32 (1/5) Dec. 26, 81
57-26	1421-312-0020-0	WASHER/26 x 35 x 1 Rondelle	1	
57-27	1407-501-0090-0	SPRING, PRESS/41 Ressort	1	
57-28	V413-160-0100-0	WASHER/M10 Rondelle	2	
57-29	V201-461-0035-0	BOLT/M10 x 35 9T Vis	1	
57-30	1427-317-0040-0	CAP, BLANK/M14 Fousset	2	

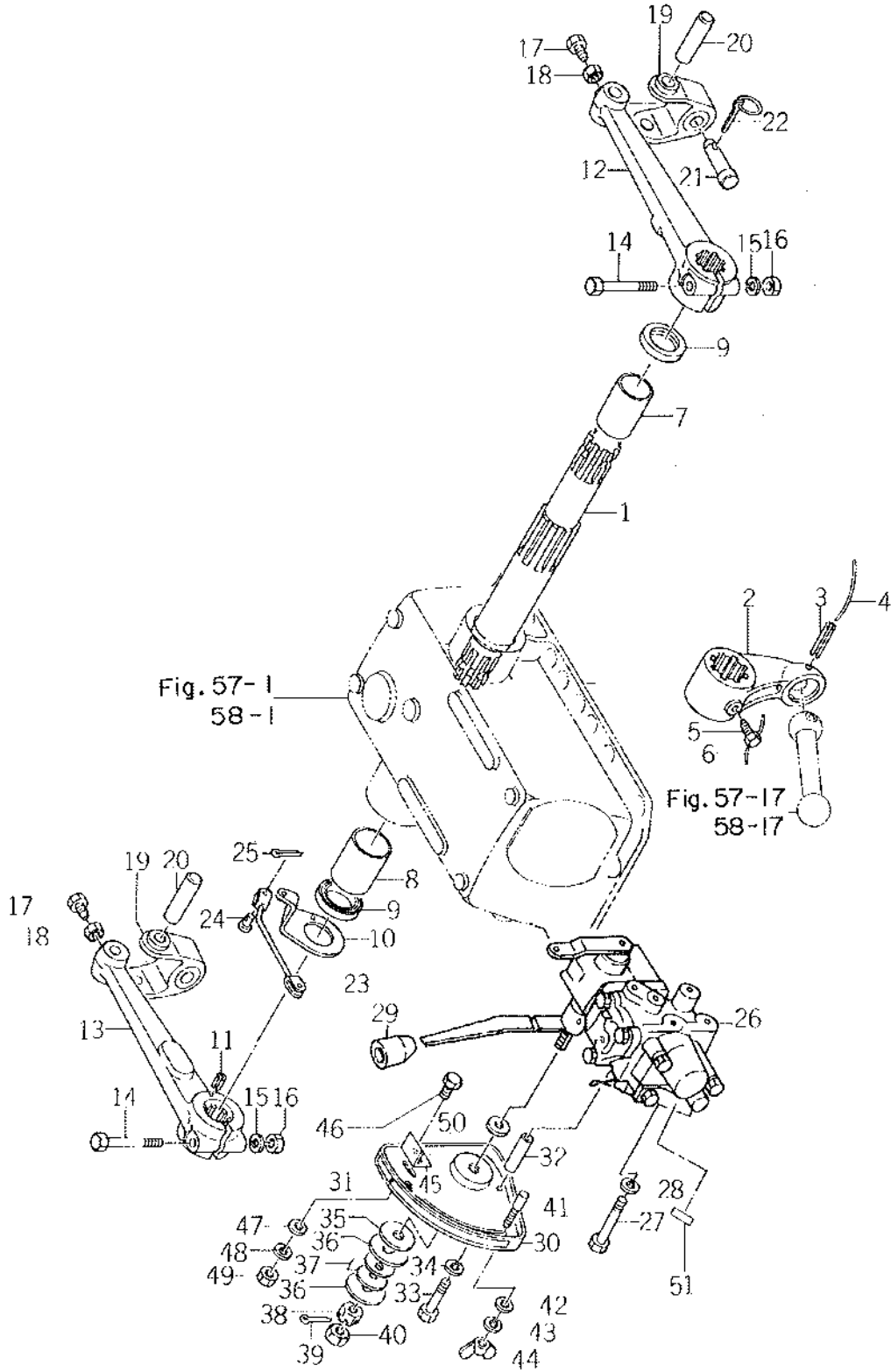
Fig.58 HYDRAULIC SYSTEM (DU TYPE)
 Mecanisme de relevage hydraulique



Ref.No. Réf.Nº.	Parts No. Pièces Nº.	Description Désignation	Q'ty Quant	Remarks Remarques
58- 1	1426-502-2001-0	CASE, CYL SET Carter	1	Inc. 59-7, 8
58- 2	1415-501-0020-0	PACKING, CYL CASE Joint	2	
58- 3	1426-501-1000-0	PAN, OIL Carter d'huile	1	
58- 4	V781-100-0006-0	PLUG Bouchon	1	
58- 5	V201-461-0170-0	BOLT/M10 x 170 9T Vis	2	
58- 6	V201-461-0030-0	BOLT/M10 x 30 9T Vis	7	
58- 7	V401-160-0100-0	WASHER/M10 Rondelle	15	
58- 8	V300-460-0100-0	NUT/M10 Eccou	5	
58- 9	1404-201-0180-0	PACKING, OIL CAP Joint	1	
58-10	1414-501-0080-0	CAP, OIL Bouchon	1	
58-11	1421-207-0030-0	NIPPLE, BREATHER/30 Mamelon	2	
58-12	1426-501-0010-0	PIPE, BREATHER Conduit	1	
58-13	1424-505-0060-0	CYLINDER Cylindre	1	
58-14	V721-113-1090-0	O-RING/G90 Joint torique	1	
58-15	V721-113-1085-0	O-RING/G85 Joint torique	1	
58-16	1415-505-0030-0	RING, SNAP/WR90 Collat d'axe	1	
58-17	1415-505-0050-0	ROD Tige	1	
58-18	1415-505-0040-0	PISTON Piston	1	
58-19	1415-505-0060-0	RING, BACK-UP Rondelle de recul	1	
58-20	V720-105-7065-0	O-RING/P65 Joint torique	1	
58-21	V721-113-1070-0	O-RING/G70 Joint torique	1	
58-22	1415-505-0020-0	HEAD, CYL Culasse	1	
58-23	V201-461-2035-0	BOLT/M12 x 35 9T Vis	6	
58-24	V401-160-0120-0	WASHER, SP/M12 Rondelle train	6	
58-25	1404-503-0010-0	FILTER, SUCTION Crepine aspirante	1	
58-26	1421-312-0020-0	WASHER/26 x 35 x 1 Rondelle	1	
58-27	1407-501-0090-0	SPRING, PRESS/M10 Ressort	1	
58-28	V413-160-0100-0	WASHER/M10 x 35 9T Rondelle	2	
58-29	V201-461-0035-0	BOLT/M10 x 35 Vis	1	
58-30	1427-317-0040-0	CAP, BLANK/M14 Feusset	2	

Fig.59 HYDRAULIC LIFT ARM

Relevage bras



Ref.No. Réf.Nº.	Parts No. Pièces Nº.	Description Désignation	Q'ty Quant	Remarks Remarques
59- 1	1426-503-0010-0	SHAFT, LIFT Arbre de relevage	1	
59- 2	1424-503-0010-0	CRANK, LIFT Chape	1	
59- 3	V580-140-8056-0	PIN, SPRING/W 8 x 56 Goupille élastique	1	
59- 4	V590-131-2100-0	WIRE/1.2 x 100 Fil	1	
59- 5	1403-209-0060-0	BOLT/M8 x 20 Vis	1	
59- 6	V590-131-2200-0	WIRE/1.2 x 200 Fil	1	
59- 7	1404-501-0100-0	BUSH/45 Cousinnet	1	
59- 8	1404-501-0090-0	BUSH/50 Cousinnet	1	
59- 9	V745-145-6009-0	SEAL, OIL/TB45609 Rague d'étanchéité	2	
59-10	1415-503-0020-0	ARM, POSITION Bras	1	
59-11	V580-140-6010-0	PIN, SPRING/W 6 x 10 Goupille élastique	1	
59-12	1431-557-0010-0	ARM, LIFT LH Bres de lavage G.	1	
59-13	1417-503-0010-0	ARM, LIFT RH Bres de lavage D.	1	
59-14	1404-502-0080-0	BOLT, LIFT ARM SET Vis	2	
59-15	V401-160-0120-0	WASHER, SP/M12 Rondelle frein	2	
59-16	V300-460-0120-0	NUT/M12 7T Eccou	2	
59-17	1404-502-0130-0	BOLT/M8 x 25 S = 25 Vis	2	
59-18	V302-260-0080-0	NUT/M8 Eccou	2	
59-19	1415-503-2000-0	FORK, LIFT BRACKET Fourchet	2	
59-20	1415-503-0030-0	PIN, LIFT ARM Goupille	2	
59-21	7963-613-0040-0	PIN/18 x 84 Goupille	2	
59-22	1421-502-0020-0	PIN, LINK Goupille	2	
59-23	1415-503-1000-2	ROD Biellette	1	
59-24	1405-502-0050-0	PIN, ARM C TYPE Goupille	2	
59-25	V500-152-5015-0	PIN, SPLIT/2.5 x 15 Goupille élastique	2	
X 59-26	1424-503-2300-0 1424-503-2301-0	VALVE, CONTROL ASSY Soupape de contrôle	1	See Fig. 74 (C) parts info March
59-27	V201-260-8085-0	BOLT/M8 x 85 Vis	3	
59-28	V401-160-0080-0	WASHER, SP/M8 Rondelle frein	3	
59-29	1432-242-0040-0	GRIP, B Poignée	1	
X 59-30	1423-505-2100-0 1423-505-0081-0	GUIDE, LEVER Secteur de guidage	1	(C) info n° 81.20 (3/5) Oct 14/81
59-31	1431-935-0080-0	MARK, HYD Étiquette	1	
59-32	1415-505-0080-0	COLLAR/Ø x 14 x 56 Collier	2	
59-33	V201-260-8065-0	BOLT/M8 x 85 Vis	2	
59-34	V401-160-0080-0	WASHER, SP/M8 Rondelle frein	2	
X 59-35	1415-505-0090-0	LINING Rendelle	1	
X 59-36	1415-505-0100-0	PLATE, LINING Rondelle	2 1	
X 59-36	1423-505-0010-0	Plate, lining	1	
X 59-37	1415-505-0110-0	SPRING, CONE Ressort	2	
X 59-38	V320-160-0120-0	NUT, SLOTTED/M12 Eccou à créneaux	1	

Ref.No. Réf.N°.	Parts No. Pièces N°.	Description Désignation	Q'ty Quant	Remarks Remarques
X 59-39	V500-153-0028-0	PIN, SPLIT/3 x 28 Goupille fendue	1	
X 59-40	V332-260-0120-0	NUT/M12 P = 1.25 Erou	1	
X 59-41	1415-505-0120-0	BOLT, LEVER SET Vis	1	
X 59-42	V413-160-0080-0	WASHER/M8 Rondelle	1	
X 59-43	V401-160-0080-0	WASHER, SP/M8 Rondelle frein	1	
X 59-44	V370-160-0080-0	NUT, WING/M8 Erou papillon	1	
X 59-45	1415-505-0130-0	STOPPER Crochet	1	
X 59-46	V201-260-8016-0	BOLT/M8 x 16 Vis	2	
X 59-47	V413-160-0080-0	WASHER/M8 Rondelle	2	
X 59-48	V401-160-0080-0	WASHER, SP/M8 Rondelle frein	2	
X 59-49	V300-260-0080-0	NUT/M8 Erou	2	
X 59-50	1406-926-3020-0	WASHER, YOKE Rondelle	1	
X 59-51	1424-904-0011-0 1433-840-0020-0	MARK, LOCK A Etiquette	1	Ⓐ parts info March 13, 81
59-51-1	1431-935-0030-0	MARK, LOCK A Etiquette	1	* French
59-52				
59-53				
59-54				
59-55				
59-56				
59-57				
59-58				
59-59				
59-60				
59-61				
59-62				

see attached
copy of info n° 81-20 (3/5)
Oct. 14, 1981

Applicable Parts Catalogue (Book No.)		Subject :		Inf. No. 81-20 (3/5)						
TS3510 (No.1400-098-0100-0)		Modified CONTROL LEVER SYSTEM		Date issued OCT. 14. 1981						
No.	Page	Ref. No.	Old			New			T C	Applicable model
			Parts No.	Description	Q'ty	Parts No.	Description	Q'ty		
1.	128	59-30	1423-505-2100-0	GUIDE, LEVER	1	1424-505-0081-0	GUIDE, LEVER	1	⊙	
2.	128	59-35	1415-505-0090-0	LINING	1					
3.	128	59-36	1415-505-0100-0	PLATE, LINING	1					
4.	128	59-36a	1425-505-0010-0	PLATE, LINING	1					
5.	128	59-37	1415-505-0110-0	SPRING, CONE	2					
6.	128	59-38	V320-160-0120-0	NUT, SLOTTED/M12	1					
7.	129	59-39	V500-153-0028-0	PIN, SPLIT/3x28	1					
8.	129	59-40	V332-260-0120-0	NUT/M12 P=1.25	1					
9.	129	59-41	1415-505-0120-0	BOLT, LEVER SET	1					
10.	129	59-42	V413-160-0080-0	WASHER/M8	1				⊙	
11.	129	59-43	V401-160-0080-0	WASHER, SP/M8	1					
12.	129	59-44	V370-160-0080-0	NUT, WING/M8	1					
13.	129	59-45	1415-505-0130-0	STOPPER	1					
14.	129	59-46	V201-260-8016-0	BOLT/M8x16	2					
15.	129	59-47	V413-160-0080-0	WASHER/M8	2					
16.	129	59-48	V401-160-0080-0	WASHER, SP/M8	2					
17.	129	59-49	V300-260-0080-0	NUT/M8	2					
18.	129	59-50	1406-926-3020-0	WASHER, YOKE	1					
19.	129	59-52				1421-507-0170-0	COLLAR/9x14x18	2		
20.	129	59-53				1421-507-0161-0	BOLT, LEVER SET	2		
21.	129	59-54				V401-160-0080-0	WASHER, SP/M8	1		
22.	129	59-55				V300-260-0080-0	NUT/M8	1		
23.	129	59-56				V401-160-0080-0	WASHER, SP/M8	1		
24.	129	59-57				V370-160-0080-0	NUT, WING/M8	1	⊙	
25.	129	59-58				V200-260-6045-0	BOLT/M6x45	1		
26.	129	59-59				1426-574-0290-0	SPRING, PRESS	1		
27.	129	59-60				1421-507-0140-0	WASHER/6x24x2	1		
28.	129	59-61				1421-507-0130-0	LINING	2		
29.	129	59-62				V300-260-0060-0	NUT/M6	1		

ITC (Interchangeability)

Ⓐ : Old New

Ⓑ : Old New

Ⓒ : Old New

Ⓓ : Abolished

Ⓔ : Newly included

ISEKI & CO., LTD. Foreign Affairs Division.


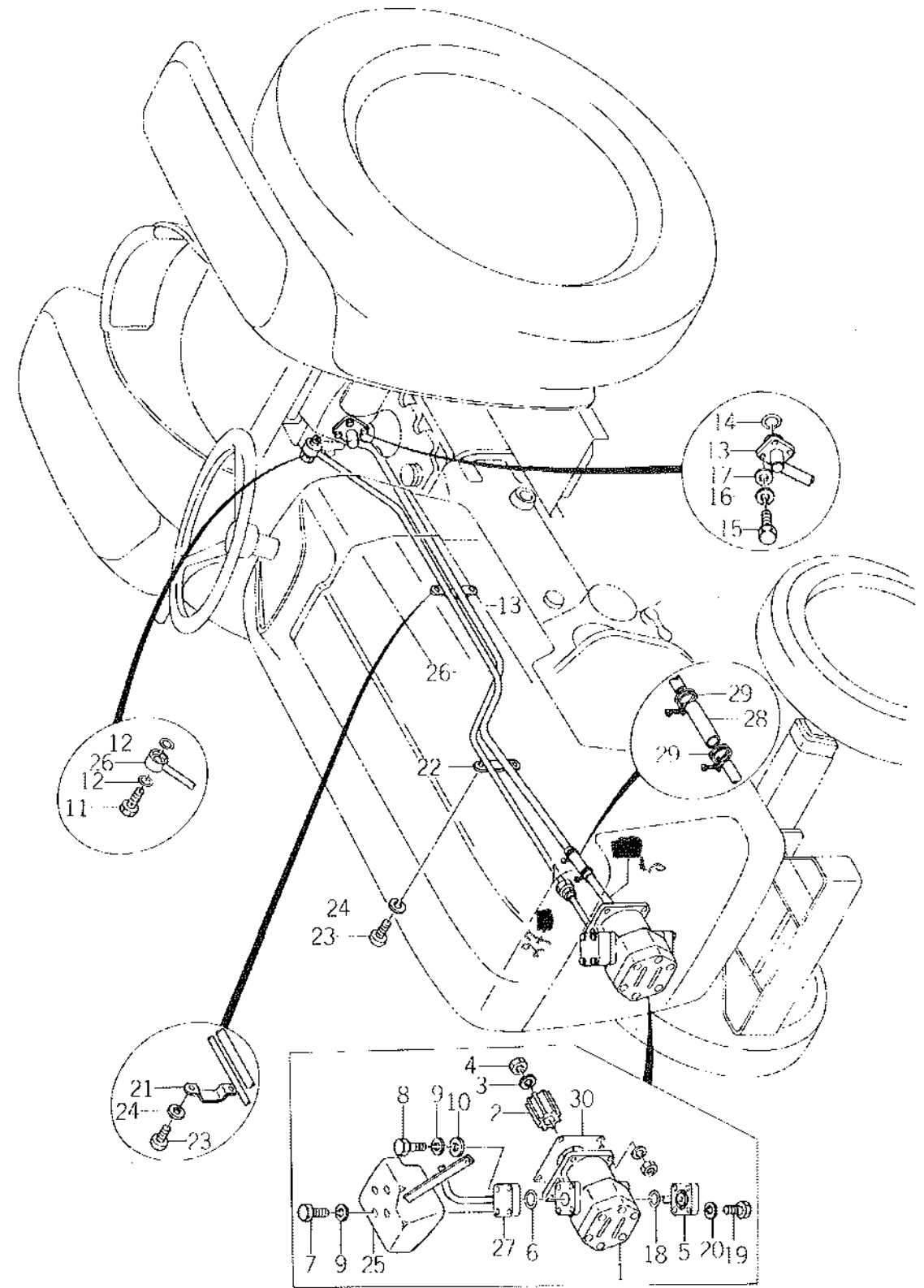


Fig.60 HYDRAULIC PIPING (S, D TYPE)
Hydraulique tuyautage



parts info March 13, 81

Applicable Parts Catalogue (Book No.) TS3510 (No.1400-098-0100-0)	Subject: Newly introduce exploded parts for PUMP, GEAR	1/2	Inf. No. 81-04 Date issued MAR. 13. 1981	(6/10)
---	---	-----	--	--------

No.	Page	Ref. No.	Old			New			I T C	Applicable model
			Parts No.	Description	Q'ty	Parts No.	Description	Q'ty		
1.	132	60-1	1424-505-0050-0	PUMP, GEAR	1	1424-505-2700-0	PUMP, GEAR ASSY	1	Ⓐ*	
2.	132					1421-503-4320-0	.O-RING	2		
3.	132					1421-503-4330-0	.BUSH A SET	1		
4.	132					1424-505-2710-0	.GEAR SET	1		
5.	132					1421-503-4350-0	.BUSH C SET	1		
6.	132					1421-503-4360-0	.RING, SUPPORT	2		
7.	132					1421-503-4370-0	.RING, SEALING	2		
8.	132					1421-503-4380-0	.O-RING	1		
9.	132					1421-503-4390-0	.COVER	1		
10.	132					1421-503-4410-0	.BOLT	6		
11.	132					1421-503-4420-0	.SEAL, OIL	1		
12.	132					1421-503-4430-0	.KEY, WOODRUFF	1		
13.	134	61-1	1426-506-0052-0	PUMP, GEAR		1426-506-2600-0	PUMP, GEAR ASSY	1	Ⓐ*	
14.	134					1426-506-2620-0	.COVER	1		
15.	134					1426-506-2630-0	.BUSH A SET	1		
16.	134					1426-506-2640-0	.GEAR SET	1		
17.	134					1426-506-2650-0	.RING, BACK-UP	2		
18.	134					1426-506-2660-0	.O-RING	2		
19.	134					1421-503-4380-0	.O-RING	1		
20.	134					1426-506-2670-0	.SEAL, OIL	1		
21.	134					1426-506-2680-0	.BOLT	6		
22.	134					V401-160-0080-0	.WASHER, SP/MS	6		
23.	134					1426-506-2690-0	.BUSH B SET	1		
24.	134					1426-506-2710-0	.RING, SUPPORT	2		
25.	134					1421-503-4370-0	.RING, SEALING	2		

* Note : Change of parts numbers on item 1 and 13, do not change feature on actual parts.
Only the numbers were change, in connection with introduction of breakdown parts.

ITC (Interchangeability)


Ⓐ : Old New

Ⓑ : Old New

Ⓒ : Old New

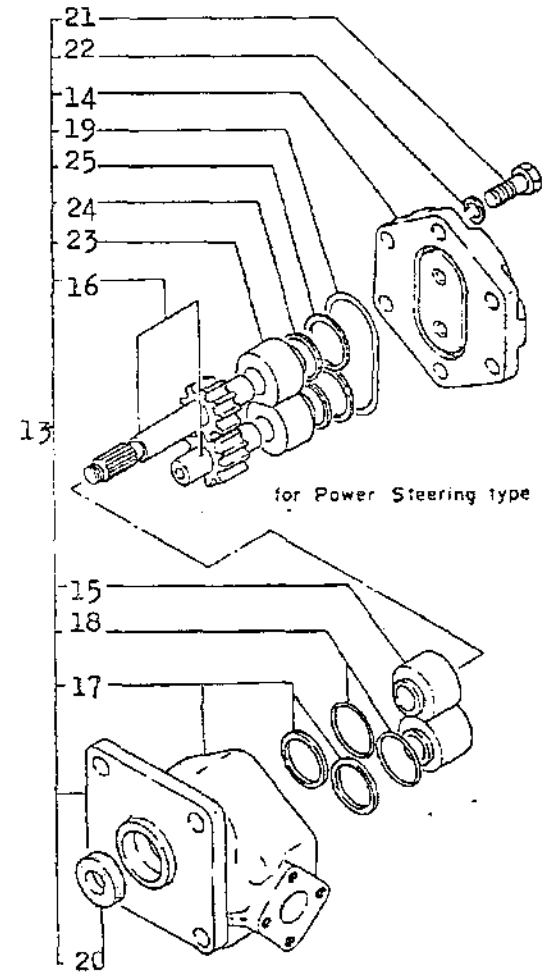
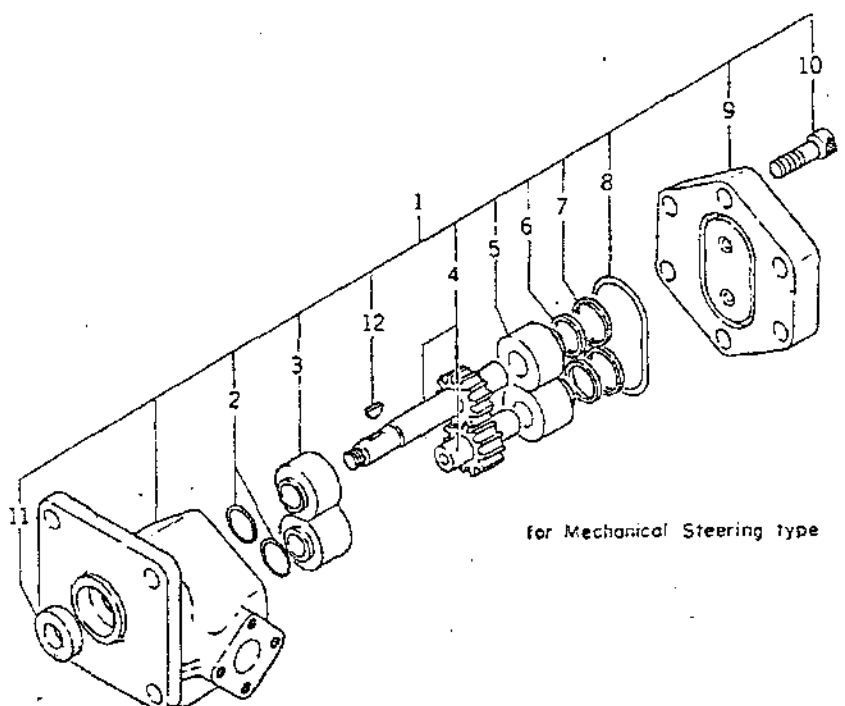
Ⓓ : Abolished

Ⓔ : Newly included




Applicable Parts Catalogue (Book No.) TS3510 (No.1400-098-0100-0)	Subject: Newly introduce exploded parts for PUMP, GEAR	2/2	Inf. No. 81-04 (7/10) Date issued MAR. 13. 1981
---	---	-----	---

No.	Page	Ref. No.	Old			New			I T C	Applicable model
			Parts No.	Description	Q'ty	Parts No.	Description	Q'ty		

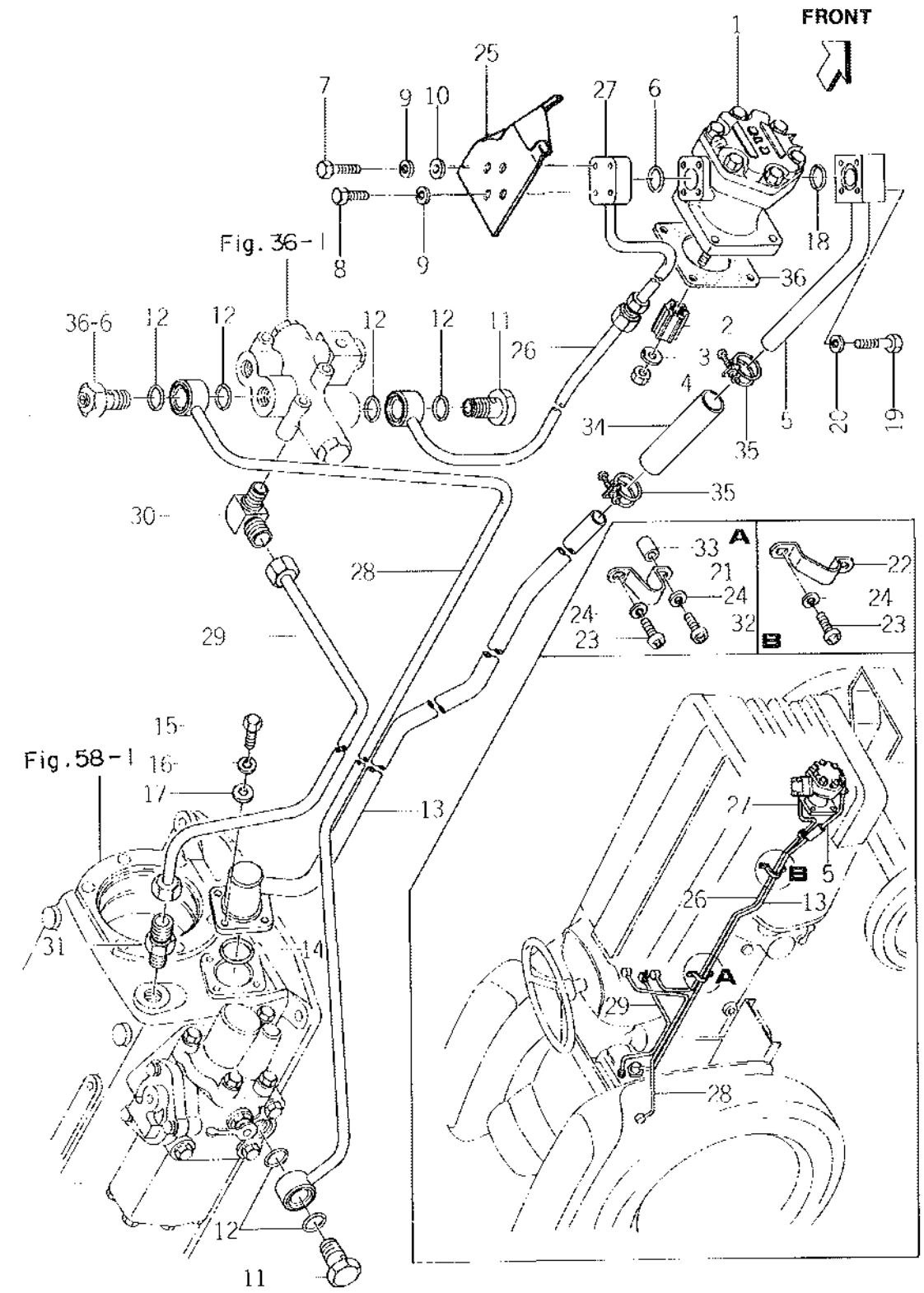


ITC (Interchangeability) Ⓐ : Old New Ⓑ : Old New Ⓒ : Old New Ⓓ : Abolished Ⓔ : Newly included



Ref.No. Réf.Nº	Parts No. Pièces Nº	Description Désignation	Q'ty Quant	Remarks Remarques
60-1	1424-505-0090-0 1424-505-2100-0	PUMP, GEAR Pompe hydraulique	1	(A) part info Parcel 84 see paper attached "NOTE"
60-2	1404-503-0080-0	BOSS, SPLINE/25 Moyeu	1	
60-3	1404-503-0090-0	WASHER, LOCK Rondelle frein	1	
60-4	V303-260-0080-0	NUT/M8 Ecran	1	
60-5	1425-505-4200-0	PIPE, SUCTION B Tubulure d'aspiration	1	
60-6	V720-112-4020-0	O-RING/P20 Joint torique	1	
60-7	V200-260-6030-0	BOLT/M6 X 30 Vis	3	
60-8	V200-260-6025-0	BOLT/M6 X 25 Vis	1	
60-9	V401-160-0060-0	WASHER, SP/M6 Rondelle frein	4	
60-10	V413-160-0060-0	WASHER/M6 Rondelle	3	
60-11	1415-505-0140-0	BOLT, CONNECTOR Vis	1	
60-12	V720-112-4018-0	O-RING/P18 Joint torique	2	
60-13	1425-505-4100-0	PIPE, SUCTION A Tubulure d'aspiration A.	1	
60-14	V721-103-1030-0	O-RING/G30 Joint torique	1	
60-15	V200-260-6016-0	BOLT/M6 X 16 Vis	4	
60-16	V401-160-0060-0	WASHER, SP/M6 Rondelle frein	4	
60-17	V413-160-0060-0	WASHER/M6 Rondelle	1	
60-18	V720-112-4020-0	O-RING/P20 Joint torique	1	
60-19	V200-260-6030-0	BOLT/M6 X 30 Vis	4	
60-20	V401-160-0060-0	WASHER, SP/M6 Rondelle frein	4	
60-21	1416-506-0030-0	CLAMP, PIPE A Attache A.	1	
60-22	1416-506-0040-0	CLAMP, PIPE B Attache B.	1	
60-23	V111-168-0016-0	SCREW/M8 X 16 Vis	4	
60-24	V401-160-0080-0	WASHER, SP/M6 Rondelle frein	4	
60-25	1424-505-2100-0 1424-505-2100-0	COVER, PUMP Couvercle	1	(B) part info Parcel 84
60-26	1425-505-3000-0	PIPE, DEL A Tubulure A.	1	
60-27	1425-505-4000-0	PIPE, DEL B Tubulure B.	1	
60-28	1421-503-0050-0	HOSE/RUBBER 14 X 20 X 100 Durit	1	
60-29	1421-503-0060-0	CLIP/21 Attache	2	
60-30	1404-503-0060-0	PACKING, OIL PUMP Joint	1	

Fig.61 HYDRAULIC PIPING (DU TYPE)
 Hydraulique tuyautage




Applicable Parts Catalogue (Book No.) Subject: 1/2 Inf. No. 81-04 (6/10)
 TS3510 Newly introduce exploded parts for PUMP, GEAR
 (No.1400-098-0100-0) Date issued MAR. 13. 1981

No.	Page	Ref. No.	Old			New			I T C	Applicable model
			Parts No.	Description	Q'ty	Parts No.	Description	Q'ty		
1.	132	60-1	1424-505-0050-0	PUMP, GEAR	1	1424-505-2700-0	PUMP, GEAR ASSY	1	Ⓐ*	
2.	132					1421-503-4320-0	.O-RING	2		
3.	132					1421-503-4330-0	.BUSH A SET	1		
4.	132					1424-505-2710-0	.GEAR SET	1		
5.	132					1421-503-4350-0	.BUSH C SET	1		
6.	132					1421-503-4360-0	.RING, SUPPORT	2		
7.	132					1421-503-4370-0	.RING, SEALING	2		
8.	132					1421-503-4380-0	.O-RING	1		
9.	132					1421-503-4390-0	.COVER	1		
10.	132					1421-503-4410-0	.BOLT	6		
11.	132					1421-503-4420-0	.SEAL, OIL	1		
12.	132					1421-503-4430-0	.KEY, WOODRUFF	1		
13.	134	61-1	1426-506-0052-0	PUMP, GEAR		1426-506-2600-0	PUMP, GEAR ASSY	1	Ⓐ*	
14.	134					1426-506-2620-0	.COVER	1		
15.	134					1426-506-2630-0	.BUSH A SET	1		
16.	134					1426-506-2640-0	.GEAR SET	1		
17.	134					1426-506-2650-0	.RING, BACK-UP	2		
18.	134					1426-506-2660-0	.O-RING	2		
19.	134					1421-503-4380-0	.O-RING	1		
20.	134					1426-506-2670-0	.SEAL, OIL	1		
21.	134					1426-506-2680-0	.BOLT	6		
22.	134					V401-160-0080-0	.WASHER, SP/M8	6		
23.	134					1426-506-2690-0	.BUSH B SET	1		
24.	134					1426-506-2710-0	.RING, SUPPORT	2		
25.	134					1421-503-4370-0	.RING, SEALING	2		

* Note : Change of parts numbers on item 1 and 13, do not change feature on actual parts.
 Only the numbers were change, in connection with introduction of breakdown parts.

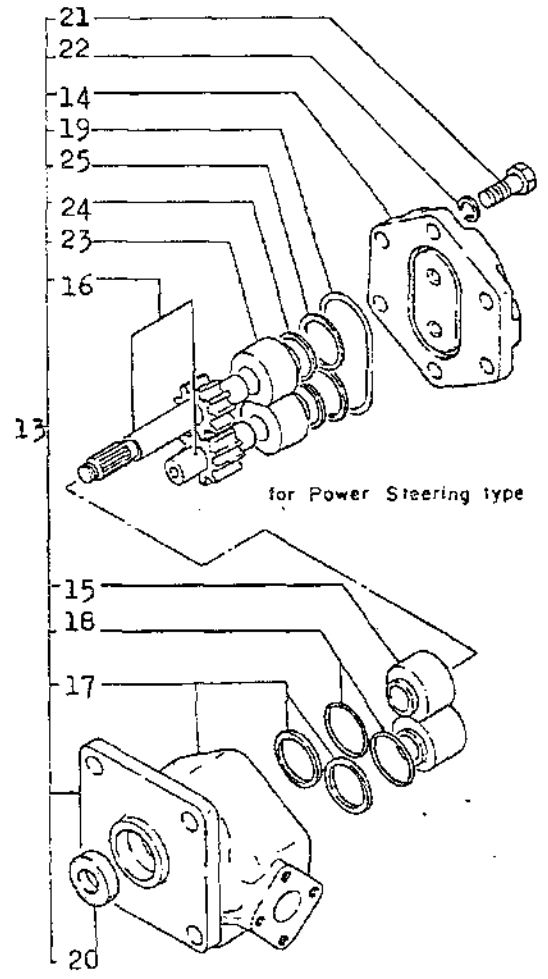
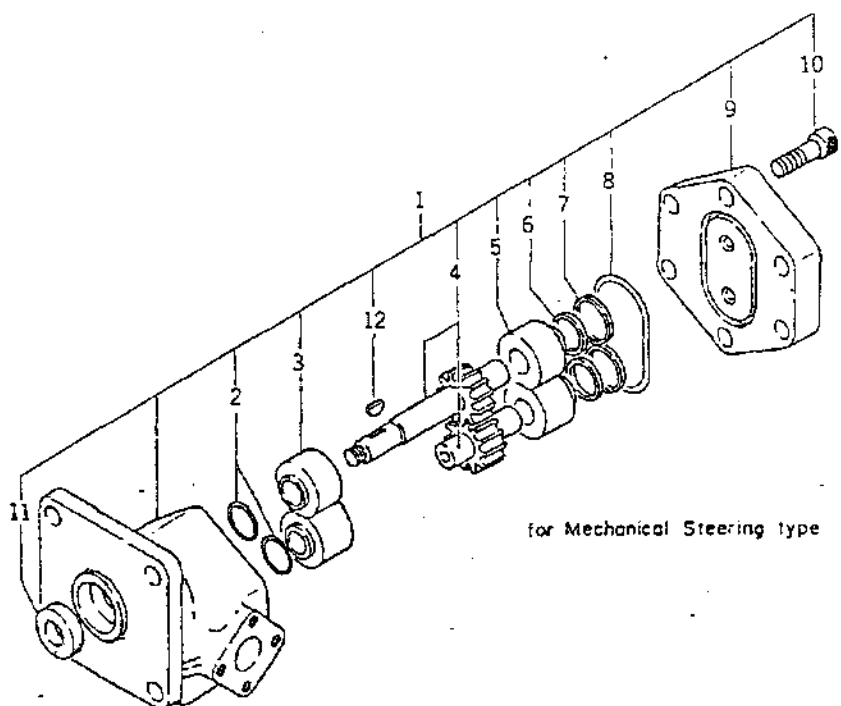
ITC (Interchangeability) Ⓐ : Old New Ⓑ : Old New Ⓒ : Old New Ⓓ : Abolished Ⓔ : Newly included

134



Applicable Parts Catalogue (Book No.) TS3510 (No.1400-098-0100-0)	Subject: Newly introduce exploded parts for PUMP,GEAR	2/2	Inf. No. 81-04 (7/10) Date issued MAR. 13. 1981
---	--	-----	---

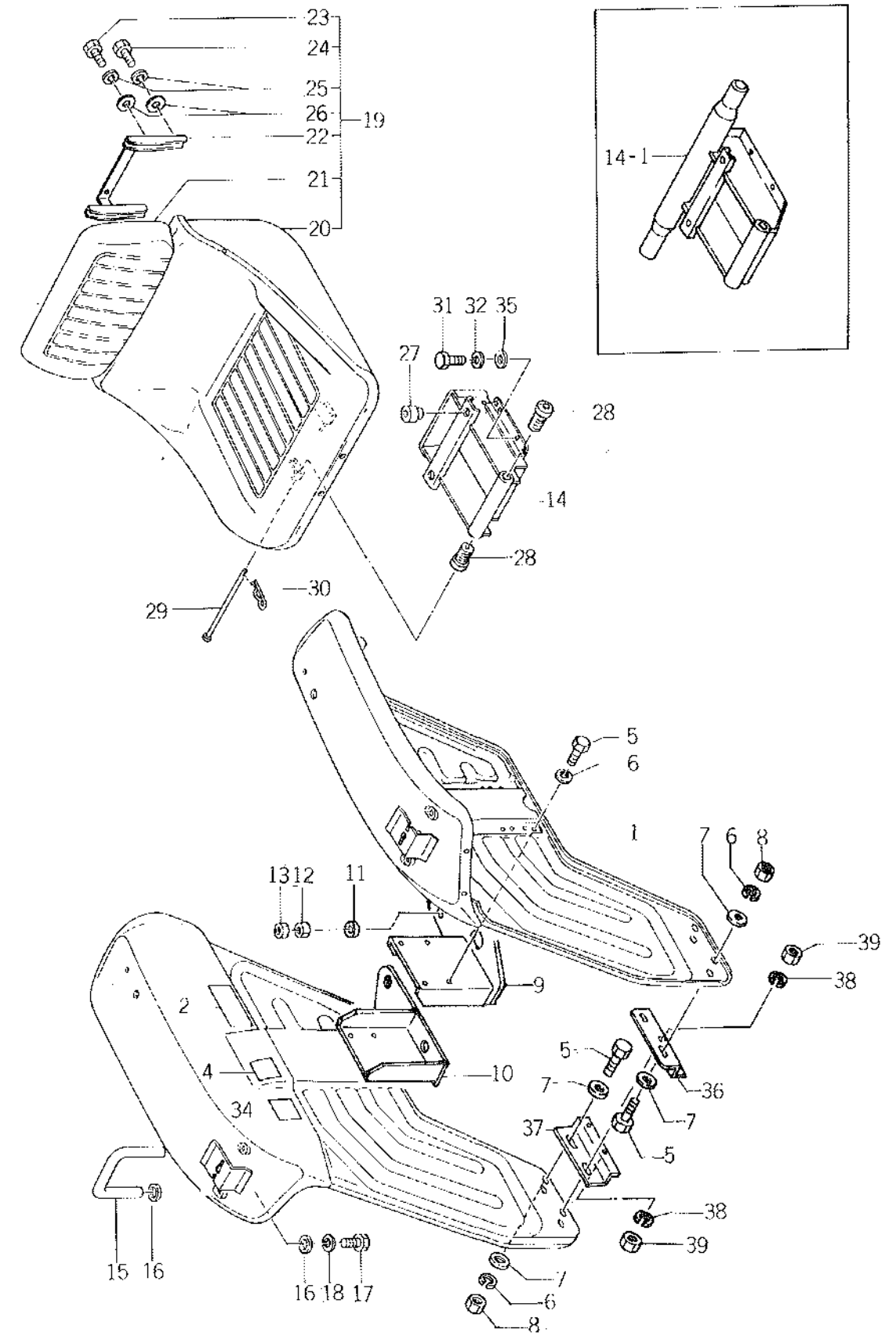
No.	Page	Ref. No.	Old			New			I T C	Applicable model
			Parts No.	Description	Q'ty	Parts No.	Description	Q'ty		



ITC (Interchangeability) Ⓐ : Old New Ⓑ : Old New Ⓒ : Old New Ⓓ : Abolished Ⓔ : Newly included

Ref.No. Réf.Nº.	Parts No. Pièces Nº.	Description Désignation	Q'ty Quant	Remarks Remarques		
x 61-1	1426-506-0052-0 1426-506-2600-0	PUMP, GEAR Assy Pompe hydraulique	1	Ⓐ parts info March 82 no paper attached "Woh"		
61-2	1426-506-0062-0	BOSS, SPLINE/28 Moyeu	1			
61-3	1426-506-0070-0	WASHER, LOCK Rondelle frein	1			
61-4	V303-260-0080-0	NUT/M8 Erou	1			
61-5	1426-506-2101-0	PIPE, SUCTION B Tubulure d'aspiration B.	1			
61-6	V720-112-4020-0	O-RING/P20 Joint torique	1			
61-7	V200-260-6030-0	BOLT/M6 X 30 Vis	3			
61-8	V200-260-6025-0	BOLT/M6 X 25 Vis	1			
61-9	V401-160-0060-0	WASHER, SP/M6 Rondelle frein	4			
61-10	V413-160-0060-0	WASHER/M6 Rondelle	3			
61-11	1415-505-0140-0	BOLT, CONNECTOR Vis	2			
61-12	V720-112-4018-0	O-RING/P18 Joint torique	6			
61-13	1426-506-2001-0	PIPE, SUCTION A Tubulure d'aspiration A.	1			
61-14	V721-103-1030-0	O-RING/G30 Joint torique	1			
61-15	V200-260-6016-0	BOLT/M6 X 16 Vis	4			
61-16	V401-160-0060-0	WASHER, SP/M6 Rondelle frein	4			
61-17	V413-160-0060-0	WASHER/M6 Rondelle	1			
61-18	V720-112-4020-0	O-RING/P20 Joint torique	1			
61-19	V200-260-6035-0	BOLT/M6 X 35 Vis	4			
61-20	V401-160-0060-0	WASHER, SP/M6 Rondelle frein	4			
61-21	1426-506-0031-0	CLAMP, PIPE A Attache A.	1			
61-22	1426-506-0040-0	CLAMP, PIPE B Attache B.	1			
61-23	V111-168-0016-0	SCREW/M8 X 16 Vis	3			
61-24	V401-160-0080-0	WASHER, SP/M8 Rondelle frein	4			
x 61-25	1426-506-2500-0 1426-506-2101-0	COVER, PUMP Couvercle	1		Ⓑ parts info March 13, 82.	
61-26	1426-506-2200-0	PIPE, DEL A Tubulure A.	1			
61-27	1425-505-4000-0	PIPE, DEL B Tubulure B.	1			
61-28	1426-506-2300-0	PIPE, DEL B Tubulure B.	1			
x 61-29	1425-506-2400-0 1426-506-2400-0	PIPE, E Tubulure E.	1			info n° 81.32 (1/5) Dec. 26, 82.
61-30	1426-506-0010-0	ELBOW/90 Coude	1			
61-31	1426-506-0020-0	CONNECTOR Jonction	1			
61-32	V111-168-0018-0	SCREW/M8 X 18 Vis	1			
61-33	1424-604-0010-0	COLLAR/9 X 14 X 8 Collier	1			
61-34	1426-506-0080-0	HOSE/RUBBER 19 X 25 X 100 Durit	1			
61-35	1426-506-0110-0	CLIP/26 Attache	2			
61-36	1404-503-0060-0	PACKING, OIL PUMP Joint	1			

Fig.62 FENDER
Aile



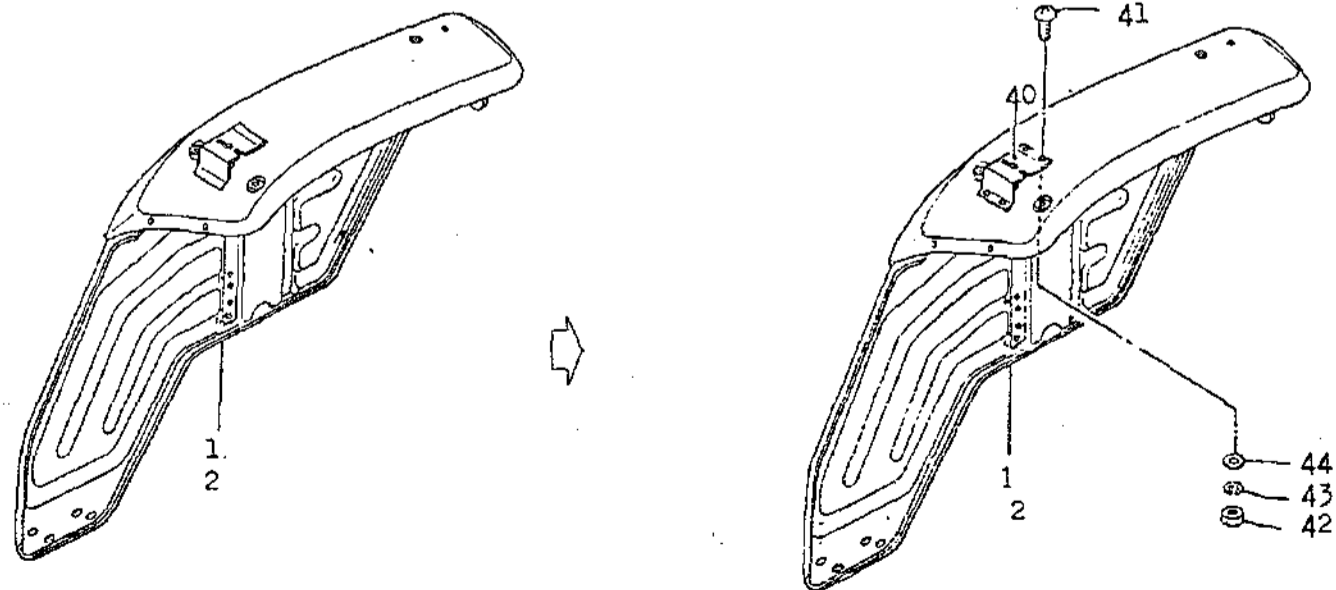
Ref.No. Réf.Nº	Parts No. Pièces Nº	Description Désignation	Q'ty Quant	Remarks Remarques
X 62- 1	1423-606-2000-1 1423-606-2000-1	FENDER, LH Gardebauc G.	1	Ⓢ parts info March 13, '81
62- 2	1427-937-0030-0	MARK, DRIVE CAUTION Étiquette	1	English
62- 2-1	1427-934-0030-0	MARK, DRIVE CAUTION Étiquette	1	*French
X 62- 3	1423-606-3000-1 1423-606-3000-1	FENDER, RH Gardebauc D.	1	Ⓢ parts info March 13, '81
62- 4	1427-937-0090-0	MARK, DIFF-LOCK Étiquette	1	English
62- 4-1	1427-934-0090-0	MARK, DIFF-LOCK Étiquette	1	*French
62- 5	V201-260-8020-0	BOLT/M8 x 20 Vis	12	
62- 6	V401-160-0080-0	WASHER, SP/MB Rondelle frein	20	
62- 7	V413-160-0080-0	WASHER/MB Rondelle	8	
62- 8	V300-260-0080-0	NUT/MB Écrou	12	
62- 9	1426-606-1002-0	PLATE, SET LH Support G.	1	Ⓢ info n° 81-32 (2/5) Dec. 26, '81 for E61
62- 9-1	1431-666-2000-0	Base; Fender L H	1	
62-10	1426-606-2002-0	PLATE, SET RH Support D.	1	
62-10-1	1431-666-2100-0	Base; Fender R H	1	
62-11	1421-606-0030-0	CUSHION, BASE Cale	6	
62-12	V300-260-0120-0	NUT/M12 Écrou	6	Ⓢ see attached (1)
62-13	V302-260-0120-0	NUT/M12 Écrou	6	
62-14	1426-611-1002-0	BRACKET, SEAT Berceau de siège	1	For E41, E43
X 62-14-1	1426-611-2000-0	BRACKET, SEAT Berceau de siège	1	For E21, E23
X 62-14-2	1431-671-2100-0	Bracket, seat	1	Ⓢ info n° 81-32 (2/5) Dec. 26, '81 for E61
X 62-15	1423-606-0010-0	CATCHER, HAND Main courante	2	
62-16	3560-201-0150-0	WASHER Rondelle	8	
62-17	V201-260-8020-0	BOLT/M8 x 20 Vis	4	
62-18	V401-160-0080-0	WASHER, SP/MB Rondelle frein	4	
62-19	1421-600-0510-0	SEAT ASSY Siège complet	1	
62-20	1421-611-0010-0	SEAT A Siège A.	1	
62-21	1421-611-0020-0	SEAT B Siège B.	1	
62-22	1421-611-0030-0	PLATE A Dossier A.	1	
62-23	V201-260-6020-0	BOLT/M6 x 20 Vis	2	
62-24	V201-260-6030-0	BOLT/M6 x 30 Vis	2	
62-25	V401-160-0060-0	WASHER, SP/MB Rondelle frein	4	
62-26	V413-160-0060-0	WASHER/MB Rondelle	4	
62-27	1414-632-0050-0	CUSHION/RUBBER A Cale A.	2	
62-28	1421-611-0040-0	CUSHION/RUBBER Cale	2	
62-29	3737-154-0020-0	PIN, SEAT SET Gond de siège	1	
62-30	1305-241-0010-0	PIN, HAIR Attache brés	1	
62-31	V201-260-8016-0	BOLT/M8 x 16 Vis	4	
62-32	V401-160-0080-0	WASHER, SP/MB Rondelle frein	4	
62-34	1431-938-0031-0	MARK, LOCK B Étiquette	1	English
62-34-1	1431-935-0040-0	MARK, LOCK B Étiquette	1	*French
62-35	V413-160-0080-0	WASHER/MB Rondelle	4	Ⓢ info n° 81-32 (4/5) Dec. 26, 1981. Ⓢ see attached (2)
X 62-14-3	1426-611-2000-0	Bracket, seat	1	

Ref.No. Réf.Nº.	Parts No. Pièces Nº.	Description Désignation	Q'ty Quant	Remarks Remarques
62-36	1426-606-0022-0	PLATE, LH	1	(E) info n° 81-32 (2/5) Dec. 26, 81 } for ESI (E) " " " " " " " " }
62-36	1431-666-0011-0	Spacer, fender LH	1	
62-37	1426-606-0032-0	PLATE, RH	1	
62-37	1431-666-0011-0	Spacer, fender RH	1	
62-38	V401-160-0080-0	WASHER, SP/MB	8	
62-39	V300-260-0080-0	NUT/MB	8	
62-40	1423-606-2041-0	plate, C	2	(E) parts info March 13, 81
62-41	V111-166-0012-0	SCREW / M6 x 12	8	(E)
62-42	V300-260-0060-0	NUT/M6	8	(E)
62-43	V401-160-0060-0	WASHER, SP/M6	8	(E)
62-44	V418-160-0060-0	Washer / M6	8	(E) see paper attached

138

Applicable Parts Catalogue (Book No.) TS3510 (No.1400-098-0100-0) Subject: Modified FENDER Inf. No. 81-04 (8/10) Date issued MAR. 13. 1981

No.	Page	Ref. No.	Old			New			I T C	Applicable model
			Parts No.	Description	Q'ty	Parts No.	Description	Q'ty		
1.	136	62-1	1423-606-2000-1	FENDER, LH	1	1423-606-2001-1	FENDER, LH	1	Ⓒ	
2.	136	62-3	1423-606-3000-1	FENDER, RH	1	1423-606-3001-1	FENDER, RH	1	Ⓒ	
3.	137	62-40				1423-606-2041-0	PLATE, C	2	Ⓔ	
4.	137	62-41				V111-166-0012-0	SCREW/M6x12	8	Ⓔ	
5.	137	62-42				V300-260-0060-0	NUT/M6	8	Ⓔ	
6.	137	62-43				V401-160-0060-0	WASHER, SP/M6	8	Ⓔ	
7.	137	62-44				V413-160-0060-0	WASHER/M6	8	Ⓔ	



Applicable parts with specified chassis numbers : TS3510 #005795-

ITC (Interchangeability)

Ⓐ : Old New

Ⓑ : Old New

Ⓒ : Old New

Ⓓ : Abolished

Ⓔ : Newly included


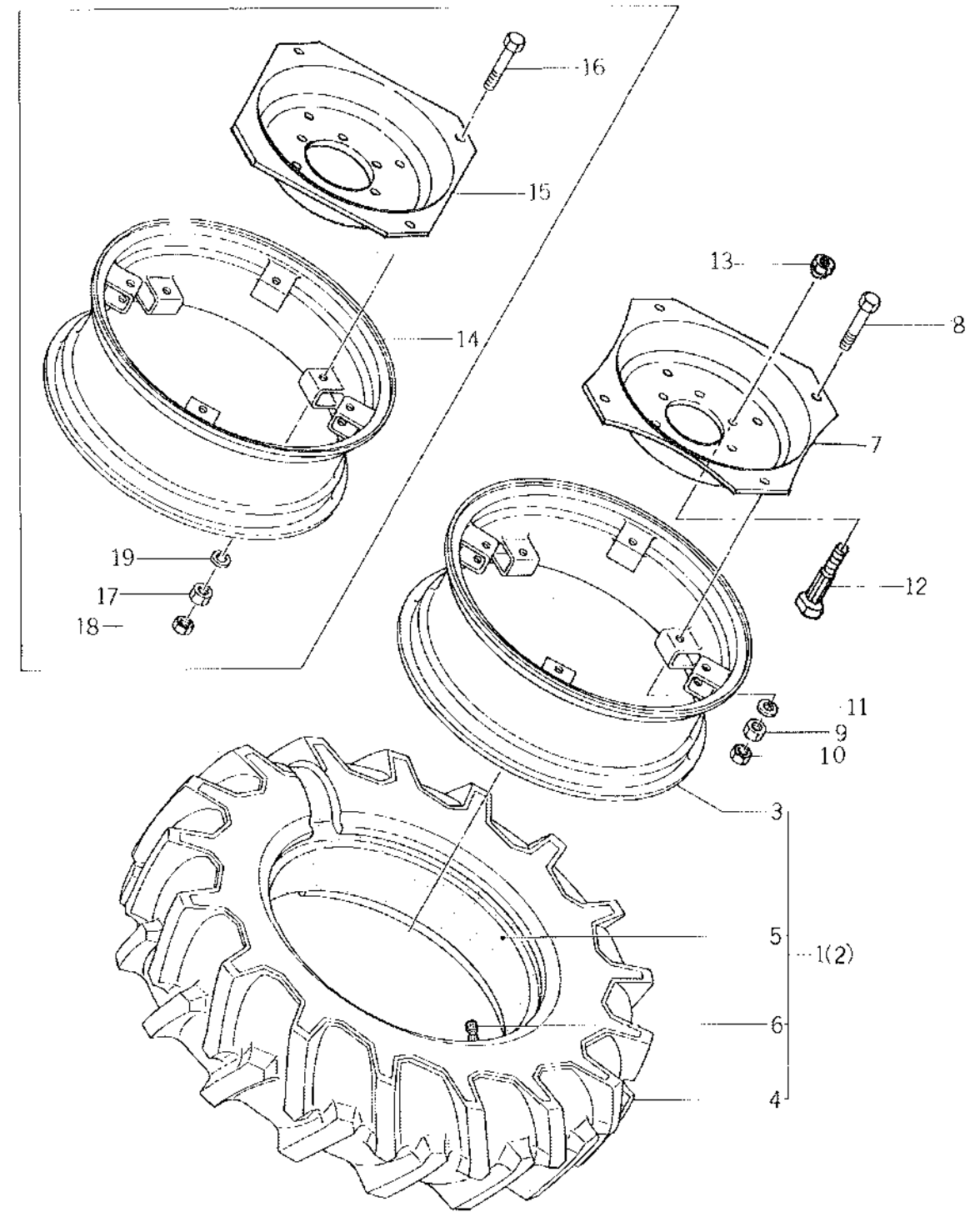
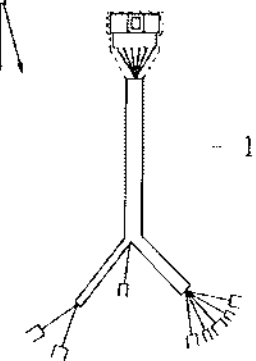
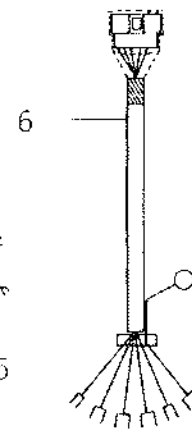
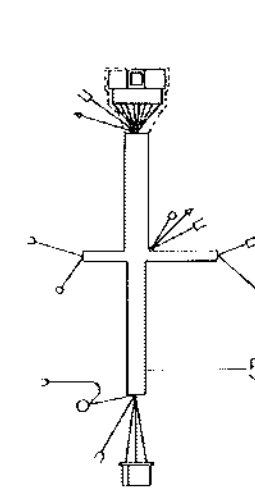
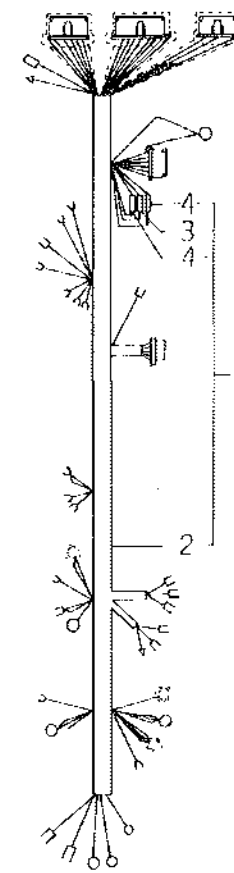
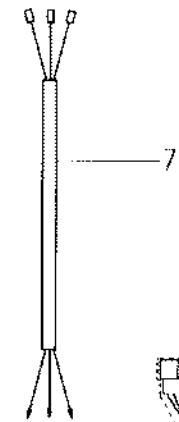
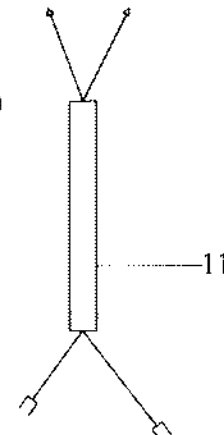
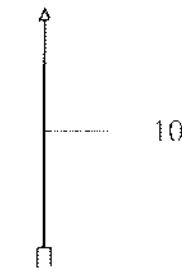
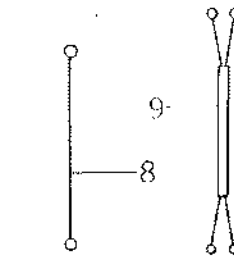
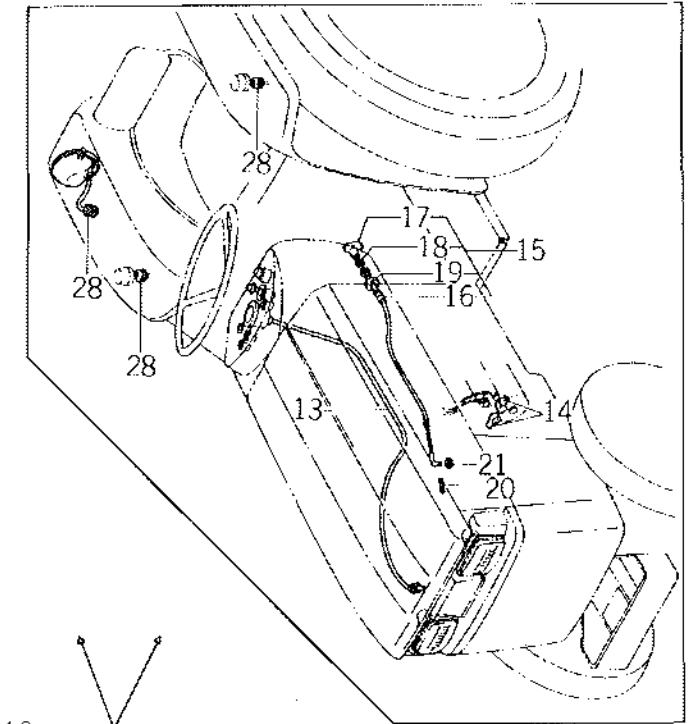
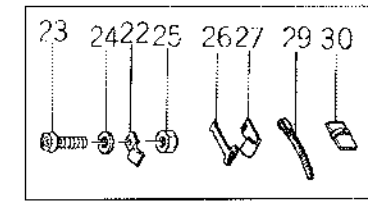


Fig.63 REAR WHEEL
Jante arriere



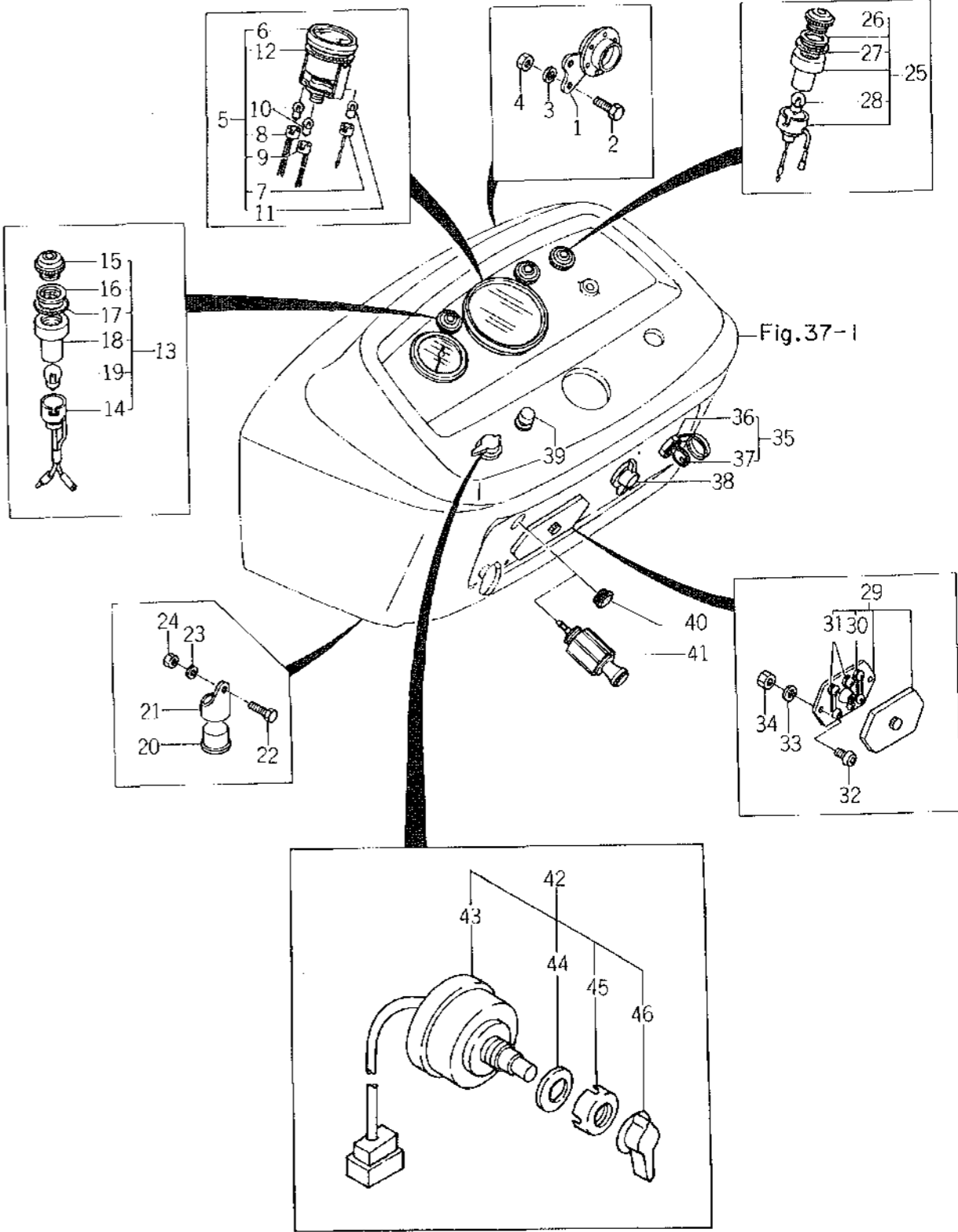
Ref.No. Réf.Nº.	Parts No. Pièces Nº.	Description Désignation	Q'ty Quant	Remarks Remarques
63- 0-1	1426-361-2000-0	WHEEL, R. LH SET Roue à disque avec jante G.	1	For E21, E41 (B) info 81-20 (5/5) Oct. 14, '81 * } * } * } * } For E23, E43 * } * }
63- 0-2	1426-361-2200-0	WHEEL, R. RH SET Roue à disque avec jante D.	1	
63- 1	1426-361-2100-0	TIRE LH ASSY Pneu G, ensemble	1	
63- 2	1426-361-2300-0	TIRE RH ASSY Pneu D, ensemble	1	
63- 3	1426-317-1000-1	RIM, WHEEL/W11-24 Jante	2	
63- 4	1426-361-2110-0	TIRE Pneu	2	
63- 5	V889-001-3624-0	TUBE/13.6-24 Chambre	2	
63- 6	V999-300-0010-0	CAP, TIRE VALVE Bouchon de valve	2	
63- 7	1426-317-0010-1	DISC, R. WHEEL Roue à disque	2	
63- 8	V201-461-6090-0	BOLT/M16 X 90 9T Vis	8	
63- 9	V300-460-0160-0	NUT/M16 7T Eccrou	8	
63-10	V302-460-0160-0	NUT/M16 7T Eccrou	8	
63-11	V401-160-0160-0	WASHER, SP/M16 Rondelle train	8	
X 63-12	1426-317-0020-0 1426-317-0021-0	BOLT, HUB Vis	12	
63-13	1426-317-0030-0	NUT, WHEEL Eccrou	12	
63- 0-3	1426-362-2000-0	RIM, R. WHEEL SET Jante	2	
63-14	1426-317-1000-1	RIM, WHEEL/W11-24 Jante	2	
63-15	1426-317-0010-1	DISC, R. WHEEL Roue à disque	2	
63-16	V201-461-6090-0	BOLT/M16 X 90 9T Vis	8	
63-17	V300-460-0160-0	NUT/M16 7T Eccrou	8	
63-18	V302-460-0160-0	NUT/M16 7T Eccrou	8	
63-19	V401-160-0160-0	WASHER, SP/M16 Rondelle train	8	

Fig.64 ELECTRICAL SYSTEM(1)
 Equipement électrique



Ref.No. Réf.Nº.	Parts No. Pièces Nº.	Description Désignation	Q'ty Quant	Remarks Remarques
64- 1	1431-686-2401-0	HARNES, WIRE NO. 1 ASSY Faisceau ensemble	1	
64- 2		HARNES, WIRE NO. 1 Faisceau	1	△
64- 3	1431-686-2420-0	FUSE/10A Coupe-circuit	1	
64- 4	1423-621-2010-0	FUSE/15A Coupe-circuit	2	
X 64- 5	1431-686-0020-0 1431-686-0021-0	HARNES, WIRE/NO. 2 Faisceau	1	ⓑ info n° 01-32 (5/5) Dec. 26, '81.
64- 6	1431-686-0030-0	HARNES, WIRE/NO. 3 Faisceau	1	
64- 7	1421-621-0160-0	HARNES, WIRE/NO. 4 Faisceau	1	
64- 8	1423-621-0150-0	HARNES, WIRE/NO. 5 Faisceau	1	
64- 9	1421-621-0190-0	HARNES, WIRE/NO. 7 Faisceau	1	
X 64-10	1431-686-0060-0	HARNES, WIRE/NO. 6 Faisceau	1	no use for EG1 info n° 81-32
64-11	1431-686-0050-0	HARNES, WIRE/NO. 5 Faisceau	1	no use for EG1 (3/5) Dec. 26, '81
64-12	1431-686-0040-0	HARNES, WIRE/NO. 4 Faisceau	1	
64-13	1425-621-0020-0	CABLE, METER Cable	1	
64-14	1415-621-0160-0	COVER, TERMINAL/L14-7 Couvercle	1	
64-15	1425-600-0511-0	WIRE, STOP ASSY Interrupteur	1	
64-16		WIRE, STOP SET Fil	1	△
64-17	1421-621-0081-0	KNOB Poussoir	1	
64-18	V300-260-0050-0	NUT/M5 Erou	1	
64-19	1421-621-0070-0	NUT/M14 Erou	1	
64-20	V500-151-6010-0	PIN, SPLIT/1.6 X 10 Goupille fendue	1	
64-21	V413-160-0050-0	WASHER/M5 Rondelle	1	
64-22	3737-172-0090-0	CLAMP, LW Attache	3	
64-23	V111-166-0120-0	SCREW/M6 X 12 Vis	2	
64-24	V401-160-0060-0	WASHER, SP/M6 Rondelle frein	2	
64-25	V300-260-0060-0	NUT/M6 Erou	2	
64-26	1421-621-0380-0	BAND, WIRE/170 Sangle	3	
64-27	1317-621-0020-0	CLIP Attache	5	
64-28	1404-621-0300-0	GROMMET Ouillet	3	
64-29	1376-402-0030-0	BAND, WIRE/140 Sangle	4	
64-30	1421-621-0360-0	CLAMP, HARNESS Attache faisceau	3	
64-31	1431-686-0011-0	HARNES, WIRE/NO. 1 Harnes, wire/No. 1	1	ⓔ for EG1 info n° 81-32 (3/5)
64-32	1431-686-0021-0	HARNES, WIRE/NO. 2 Harnes, wire/No. 2	1	ⓔ " " " " Dec. 26, '81.
				ⓔ see attached sheet

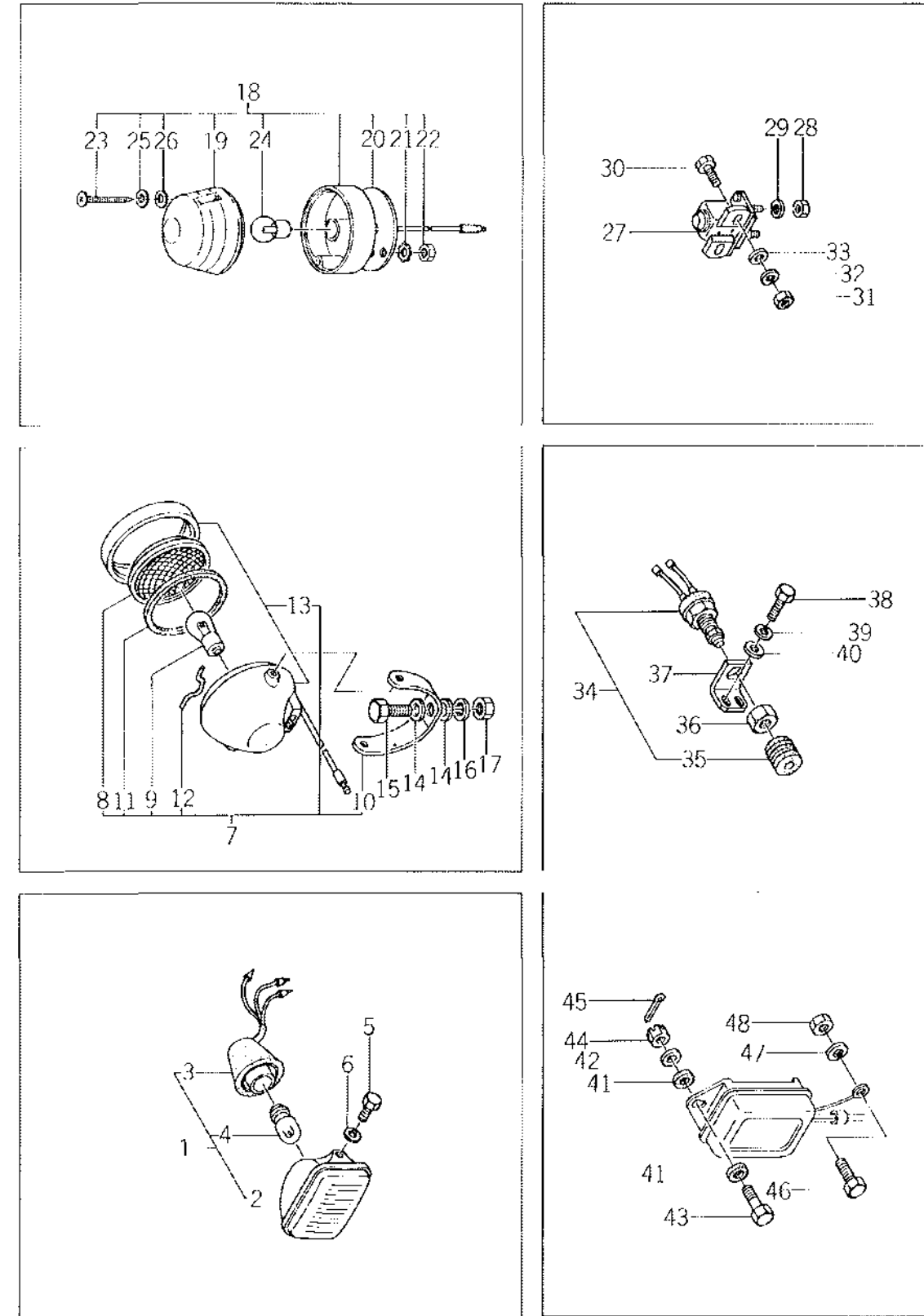
Fig.65 ELECTRICAL SYSTEM(2)
Equipement électrique



Ref.No. Réf.Nº.	Parts No. Pièces Nº.	Description Désignation	Q'ty Quant	Remarks Remarques
65- 1	1416-621-0440-0	HORN Avertisseur	1	
65- 2	V200-260-6012-0	BOLT/M6 x 12 Vis	1	
65- 3	V401-160-0060-0	WASHER, SP/M6 Rondelle frein	1	
65- 4	V300-260-0060-0	NUT/M6 Eccrou	1	
x 65- 5	1426-621-2000-0 1426-621-2001-0	HOURMETER ASSY Indicateur de Vitesse	1	(B) info n° 81-32 (5/5) Dec. 26, 81.
65- 6		HOURMETER SET Indicateur de vitesse	1	△
65- 7		SOCKET Emboîture	1	△
65- 8		SOCKET Emboîture	1	△
65- 9		SOCKET Emboîture	1	△
65-10	1403-621-0310-0	BULB/12V-3.4W Ampoule	2	
65-11	1415-621-0100-0	BULB/6V-3W Ampoule	1	
65-12	1407-621-0040-0	RUBBER Câble	1	
65-13	1431-686-2100-0	LAMP, PILOT ASSY Témoin optique ensemble	2	
65-14		SOCKET Emboîture	2	△
65-15	1431-686-2120-0	LENS Verre	2	
65-16	1419-621-0160-0	WASHER Rondelle	2	
65-17	1419-621-0170-0	GASKET Joint	2	
65-18		HOLDER Manche	2	△
65-19	1403-621-0310-0	BULB Ampoule	2	
65-20	1426-621-0350-0	FLASHER UNIT Lentille clignotante	1	
65-21	1426-621-0360-0	BASE, FLASHER UNIT Carter	1	
65-22	V200-260-6016-0	BOLT/M6 x 16 Vis	1	
65-23	V401-160-0060-0	WASHER, SP/M6 Rondelle frein	1	
65-24	V300-260-0060-0	NUT/M6 Eccrou	1	
65-25	1421-600-0570-0	LAMP, PILOT C ASSY Témoin optique ensemble	1	
65-26	1419-621-0150-0	LENS Verre	1	Red
65-27	1419-621-0170-0	GASKET Joint	1	
65-28	1403-621-0310-0	BULB/12V-3.4W Ampoule	1	
65-29	1415-600-0550-0	BOX, FUSE ASSY Boîte de fusibles	1	
65-30	1415-621-0200-0	FUSE/10A Fusibles	3	
65-31	1415-621-0210-0	FUSE/5A Fusibles	6	
65-32	V111-165-0016-0	SCREW/M6 x 16 Vis	2	
65-33	V401-160-0050-0	WASHER, SP/M6 Rondelle frein	2	
65-34	V300-260-0050-0	NUT/M6 Eccrou	2	
65-35	1407-600-0520-0	SWITCH, KEY ASSY Contacteur	1	
65-36		SWITCH, KEY Contacteur	1	△
65-37	1407-621-0120-0	KEY Vie de contact	2	
65-38	1416-621-0020-0	SWITCH, STARTER Commande clignotante	1	

Ref.No. Réf.Nº.	Parts No. Pièces N°.	Description Désignation	Q'ty Quant	Remarks Remarques
K 65-39	1402-621-0130-0 3614-261-1100-0	SWITCH, PUSH-BUTTON Interrupteur Horn any	1	(A) info n° 81-20 (SK) Oct. 14, 1981
65-40	1431-686-0010-0	CAP, BLANK/23 Fausset	1	
65-41	1423-621-0040-0	LIGHTER, CIGARET Allume-cigare	1	*
65-42	1431-686-2500-0	SWITCH, FLASHER ASSY Interrupteur	1	
65-43		• BODY Corps d'Interrupteur	1	△
65-44	1431-686-2520-0	• WASHER Rondelle	1	
65-45	1431-686-2530-0	• NUT Erou	1	
65-46	1431-686-2540-0	• LEVER, SWITCH Lever	1	

Fig.66 ELECTRICAL SYSTEM(3)
 Equipement électrique



Ref.No. Réf.Nº.	Parts No. Pièces Nº.	Description Désignation	Q'ty Quant	Remarks Remarques
66- 1	1421-621-2000-0	LAMP, HEAD ASSY Phare coin-pilot	2	
66- 2	1421-621-2010-0	• LENS Verre	2	
66- 3	1421-621-2020-0	• SOCKET Emboîture	2	
66- 4	1421-621-2030-0	• BULB/12V-25W Ampoule	2	
66- 5	V201-261-0020-0	BOLT/M10 X 20 Vis	4	
66- 6	V401-160-0100-0	WASHER, SP/M10 Rondelle frein	4	
X 66- 7	1423-600-0520-0	LAMP, WORK ASSY Projecteur de travail	1	*
X 66- 8	1423-621-0050-0	• LENS Verre	1	*
X 66- 9	1423-621-0200-0	• BULB/12V-25W Ampoule	1	*
X 66-10	1423-621-0060-0	• STAY Appui	1	*
X 66-11	1423-621-0070-0	• PACKING, LENS Joint	1	*
X 66-12	1423-621-0080-0	• SPRING Ressort	1	*
X 66-13	1423-621-0090-0	• LAMP, WORK SET Projecteur de travail	1	*
X 66-14	V413-160-0080-0	WASHER Rondelle	2	*
X 66-15	V202-160-8016-0	BOLT/M8 X 16 Vis	1	*
X 66-16	V401-160-0080-0	WASHER, SP/M8 Rondelle frein	1	*
X 66-17	V300-260-0080-0	NUT/M8 Erou	1	*
66-18	1431-686-2000-0	LAMP, BLINKER ASSY Clignotant ensemble	2	
66-19	1431-686-2010-0	• LENS Verre	2	
66-20	1421-621-0290-0	• GASKET, BASE Joint	2	
66-21	V421-160-0050-0	• WASHER, TOOTHED/M5 Rondelle	4	
66-22	V300-260-0050-0	• NUT/M5 Erou	4	
66-23	1421-621-0300-0	• SCREW Vis	4	
66-24	1421-621-0310-0	• BULB/12V-20W Ampoule	2	
66-25	1421-621-0320-0	• WASHER Rondelle	4	
66-26	V413-160-0050-0	• WASHER/M5 Rondelle	4	
66-27	1416-621-0050-0	SWITCH, RELAY Interrupteur	1	
66-28	V302-260-0080-0	NUT/M8 Erou	2	
66-29	V401-160-0080-0	WASHER, SP/M8 Rondelle frein	2	
66-30	V200-260-6020-0	BOLT/M6 X 20 Vis	2	
66-31	V300-260-0060-0	NUT/M6 Erou	2	
66-32	V401-160-0060-0	WASHER, SP/M6 Rondelle frein	2	
66-33	V413-160-0060-0	WASHER/M6 Rondelle	2	
66-34	1416-600-0530-0	SWITCH, SAFETY ASSY Inter de securite	1	
66-35	1416-621-0250-0	• BOOT Capote	1	
66-36	1416-621-0260-0	NUT/M22 Erou	1	
66-37	1417-621-0040-0	HOLDER, SWITCH Attache	1	
66-38	V201-260-8020-0	BOLT/M8 X 25 Vis	2	

standard for EGI
info n° 81-32 (3/5)
Dec. 26, 1981.

Ref.No. Réf.Nº.	Parts No. Pièces Nº.	Description Désignation	Q'ty Quant	Remarks Remarques
66-39	V401-160-0080-0	WASHER, SP/M8 Rondelle frein	2	
66-40	V413-160-0080-0	WASHER/M8 Rondelle	2	
X66-41	V423-621-0180-0 1423-618-0040-0	CUSHION/RUBBER 10 X 25 Cale	4	(A) parts info David 81
66-42	2701-101-0520-0	WASHER Rondelle	2	
66-43	1423-621-0190-0	BOLT/M6 X 25 Vis	2	
66-44	V320-260-0060-0	NUT, SLOTTED/M8 Ecrrou à crans	2	} For regulator setting
66-45	V500-151-6015-0	PIN, SPLIT/1.6 X 15 Goupille fendue	2	
66-46	V201-260-8016-0	BOLT/M8 X 16 Vis	1	} For regulator earth
66-47	V401-160-0080-0	WASHER, SP/M8 Rondelle frein	1	
66-48	V300-260-0080-0	NUT/M8 Ecrrou	1	

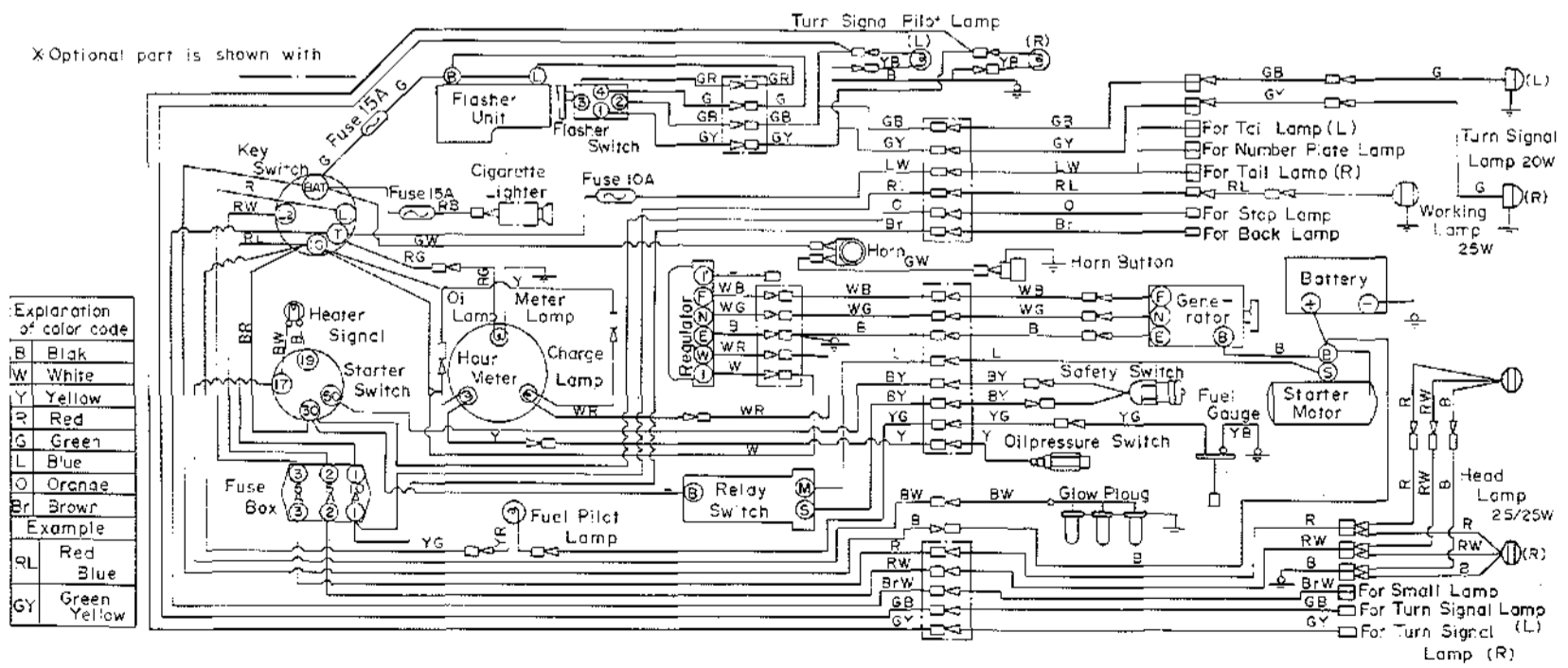


Fig. 67 WIRING DIAGRAM
Cablage diagramme

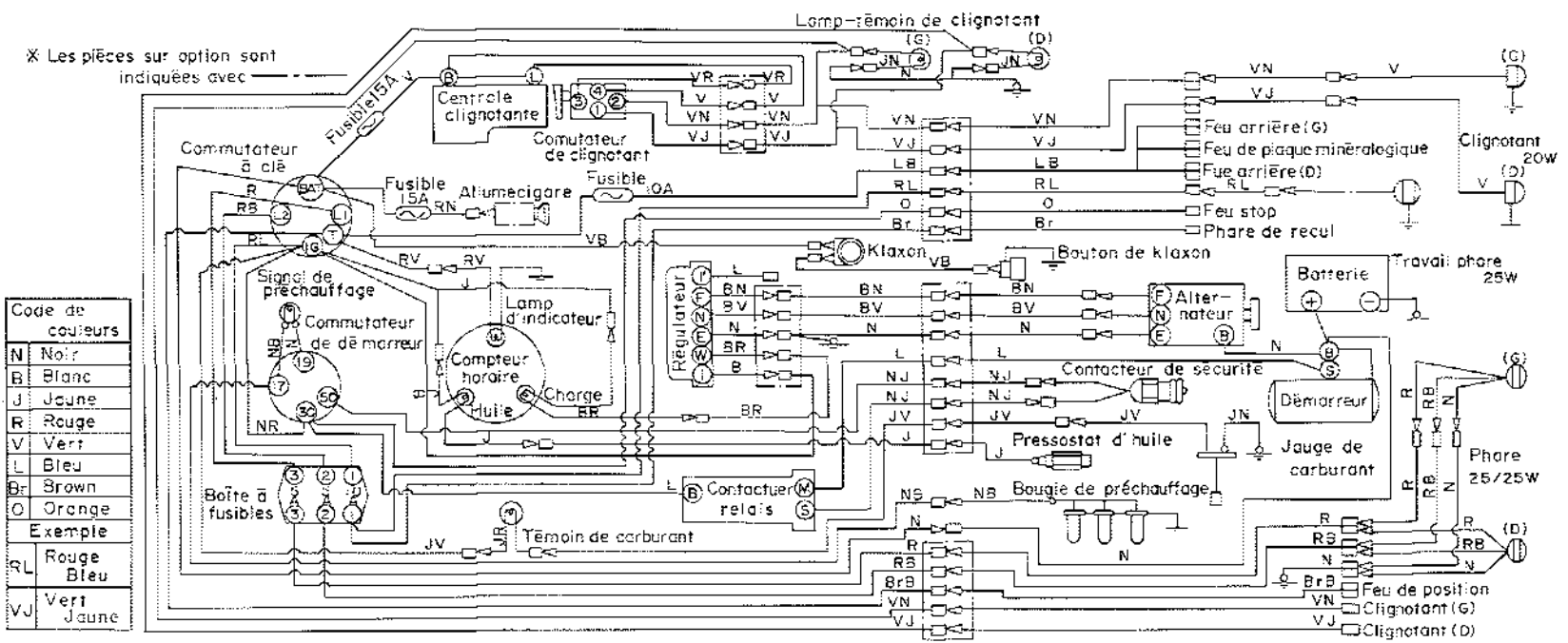
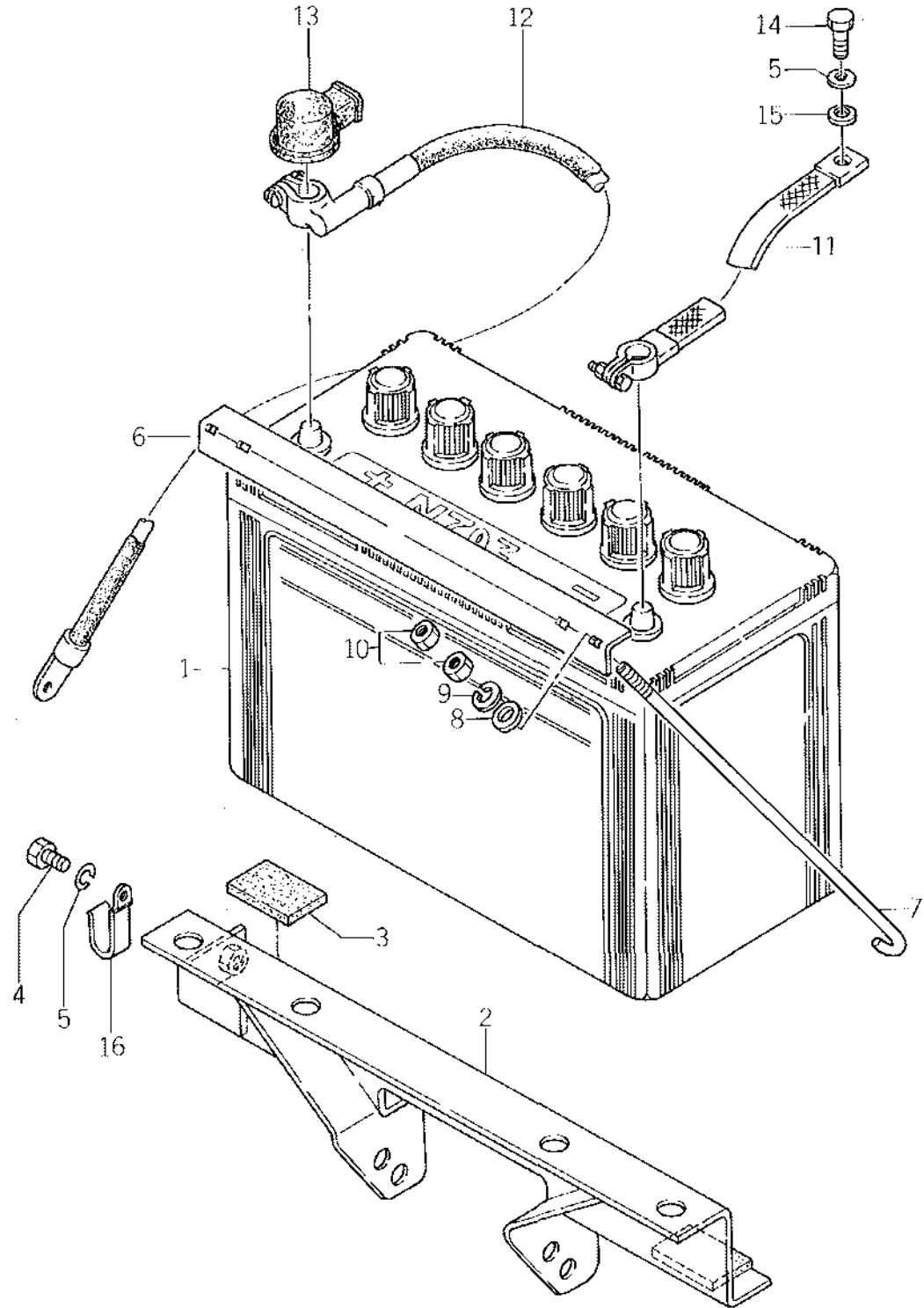


Fig.67 WIRING DIAGRAM

Cablage diagramme

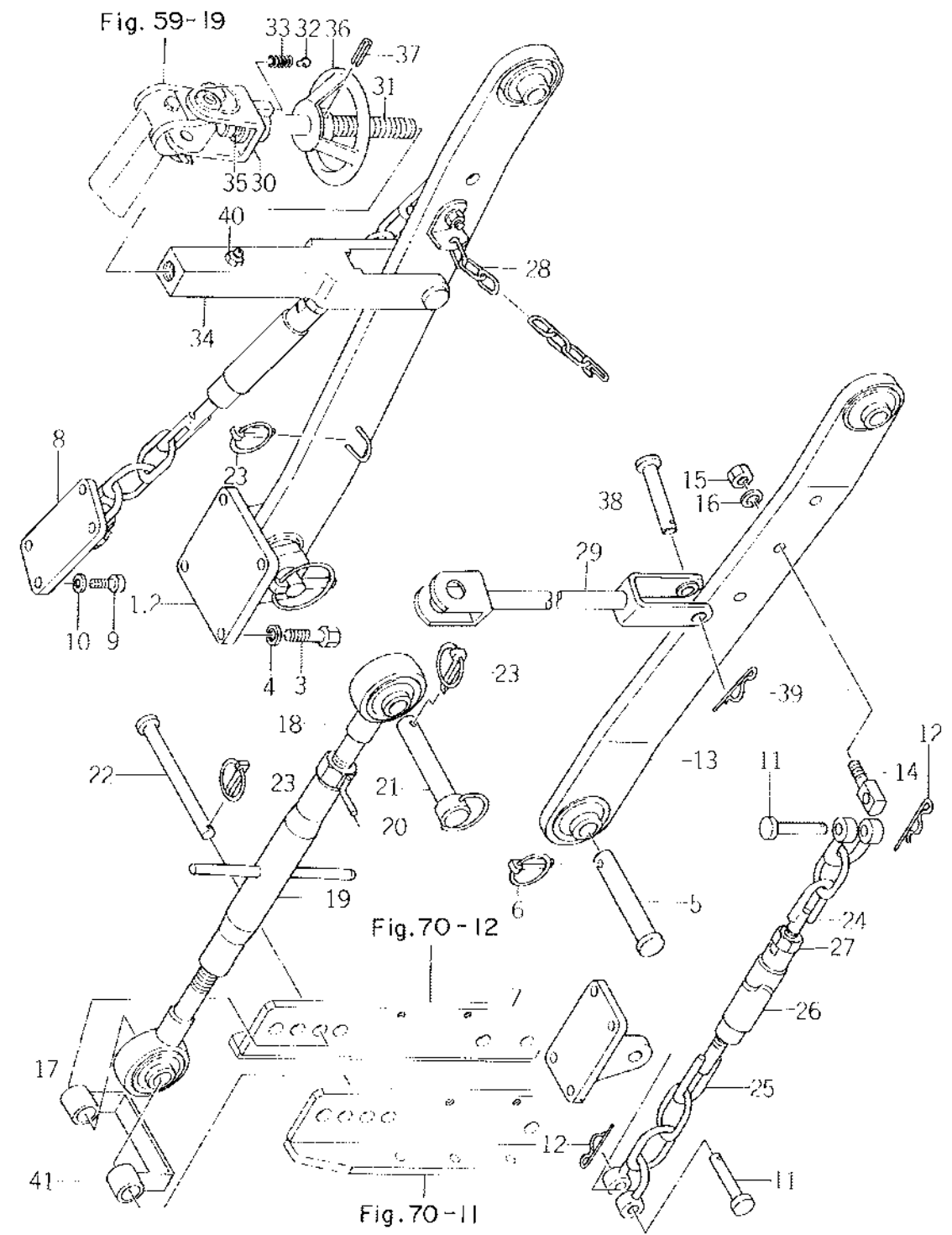
Fig.68 BATTERY SYSTEM
Batterie



Ref.No. Réf.Nº	Parts No. Pièces Nº	Description Désignation	Q'ty Quant	Remarks Remarques
68- 1	1417-621-0010-0	BATTERY/30HR Batterie	1	
X68- 2	1417-112-1003-0 1417-112-1004-0	BASE, BATTERY Cuvette de batterie	1	(B) info 82-08 (6/6)
68- 3	1746-261-2050-0	PLATE Plaque	2	
68- 4	V201-260-8016-0	BOLT/M8 x 16 Vis	4	
68- 5	V401-160-0080-0	WASHER, SP/M8 Rondelle fin	6	
68- 6	1417-112-0010-0	PLATE, BATTERY SET Etrier de batterie	1	
68- 7	1416-112-0020-0	BOLT, BATTERY SET Vis	2	
68- 8	V413-160-0060-0	WASHER/M8 Rondelle	2	
X68- 9	V401-260-0060-0	WASHER, SP/M8 SP/M8 Rondelle fin	2	(D) info 89-20 (5/5) oct 14/2
68-10	V300-260-0060-0	NUT/M8 Eccou	4	
68-11	1423-621-0210-0	STRAP/430 Cable	1	
68-12	1417-621-0020-0	CABLE, BATTERY Cable de niveau	1	
68-13	1402-621-0140-0	COVER, TERMINAL/L50-14 Couvercle	1	
68-14	V201-260-8020-0	BOLT/M8 x 20 Vis	2	
68-15	V413-160-0080-0	WASHER/M8 Rondelle	3	
68-16	1425-621-0040-0	CLAMP, HARNESS Attoche faisceau	1	

Fig.69 THREE POINT SYSTEM

Attelage trois point



Ref.No. Réf.Nº.	Parts No. Pièces Nº.	Description Désignation	Q'ty Quant	Remarks Remarques
69- 1	1431-566-2000-0	SUPPORT, LW LINK LH Support G.	1	
69- 2	1431-566-2100-0	SUPPORT, LW LINK RH Support D.	1	
69- 3	V201-461-4035-0	BOLT/M14 x 35 Vis	8	
69- 4	V401-160-0140-0	WASHER, SP/M14 Rondelle frein	8	
69- 5	1423-511-0010-0	PIN/22 x 90 Goupille	2	
69- 6	1421-502-0020-0	PIN, LINK Goupille	2	
69- 7	1431-566-2200-0	SUPPORT, LH Support G.	1	
69- 8	1431-566-2300-0	SUPPORT, RH Support D.	1	
69- 9	V201-461-2030-0	BOLT/M12 x 30 Vis	8	
69-10	V401-160-0120-0	WASHER, SP/M12 Rondelle frein	8	
69-11	7963-611-0030-0	PIN/12 x 48 Goupille	4	
69-12	7957-405-0030-0	PIN, HAIR/12 Attache bois	4	
69-13	1417-511-1000-0	LINK, LW Barres inférieures	2	
x 69-14	1404-511-0031-0 7963-611-0030-0	Pin, Chain Pin, Chain Vis	2	(A) parts info March 13, 82
69-15	V300-260-0160-0	NUT/M16 Erou	2	
69-16	V401-160-0160-0	WASHER, SP/M16 Rondelle frein	2	
69-17	1417-511-2000-0	LINK, TOP LH THREAD Vis G. de tirant	1	(E) info. n° 81-32 (4/5) Dec. 26, '81.
69-17-1	1421-511-3001-0	LINK, TOP LH Vis G. de tirant	1	
69-18	1404-511-6000-0	LINK, TOP RH THREAD Vis D. de tirant	1	
x 69-19	1423-511-2000-0 1444-514-2000-0	TURNBUCKLE Tendeur de tirant	1	(A) parts info March 13, 82.
69-20	1402-511-6000-0	NUT, TOP LINK LOCK Frein de tendeur	1	
69-21	1402-500-9040-0	PIN, TOP LINK Broche de tirant	1	(E) 2 used for G-type info. n° 81-32 (4/5) Dec. 26, '81.
69-22	1431-566-0010-0	PIN/19 x 220 Goupille	1	
69-23	1421-502-0020-0	PIN, LINK Goupille	4	
69-24	1423-511-2100-0	CHAIN, CHECK A Organe A.	2	
69-25	1423-511-2200-0	CHAIN, CHECK B Organe B.	2	
69-26	1423-511-0020-0	TURNBUCKLE, CHAIN Hidoir	2	
69-27	V300-260-0160-0	NUT/M16 Erou	2	
69-28	1416-511-4000-0	CHAIN, LW LINK Chaîne à 3 points	2	
69-29	1426-520-1000-0	ROD, LIFT Chape relevage	1	
69-30	1404-520-2001-0	FORK, LIFTING RH Ceveller	1	
69-31	1404-520-0030-0	SCREW, ADJ RH Vis	1	
69-32	1302-726-0050-0	TINE Came	1	
69-33	130-2726-0060-0	SPRING, LOCK Ressort	1	
69-34	1404-520-3000-0	ROD, LIFT Chape de relevage	1	
69-35	1404-520-0010-0	WASHER, THRUST Rondelle	1	
69-36	1404-520-0020-0	HANDLE, ADJ Poignée	1	
69-37	V580-100-6040-0	PIN, SPRING/6 x 40 Goupille élastique	1	
x 69-38	1423-520-0010-0 1423-520-0011-0	PIN/18 x 70 Goupille PIN/16 & 83	2	(B) info n° 81-20 (5/5) oct. 14, 1981

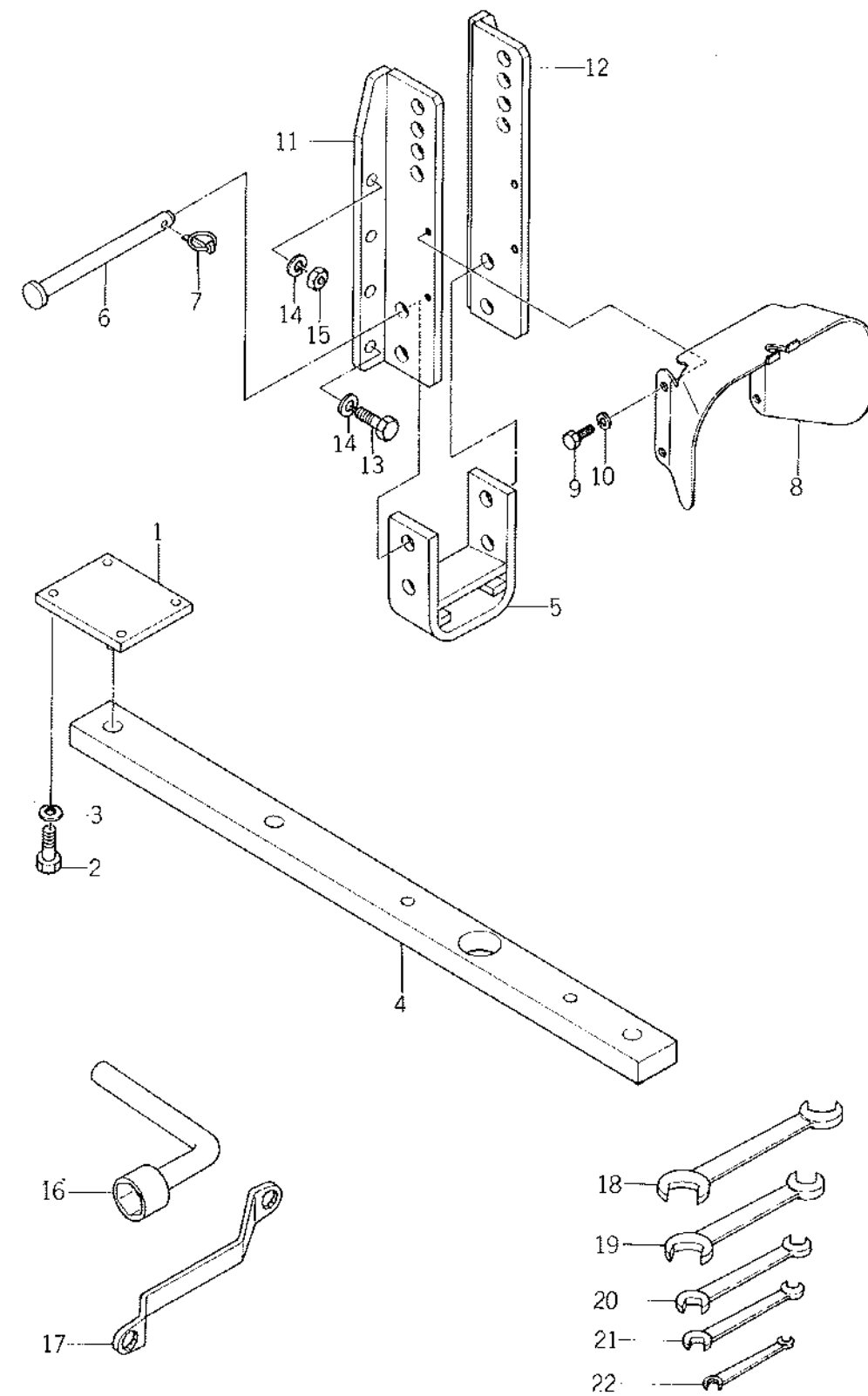
Ref.No. Réf.Nº	Parts No. Pièces Nº	Description Désignation	Q'ty Quant	Remarks Remarques
69-39	1305-931-0030-0	PIN, HAIR Attache beta	2	
69-40	V761-400-0000-0	NIPPLE, GREASE Graisseur	1	
69-41	1431-566-2400-0	SPACER Entretoise	1	
69-41-1	1426-580-2300-0	Hitch, Top Link	4	(E) info n° 61-32 (4/5) Dec. 26, '81
69-42	1402-511-0020-0	Pin, Top Link	1	(E) " " " see attached

SERVICE MEMO

[Ruled area for writing the service memo content]

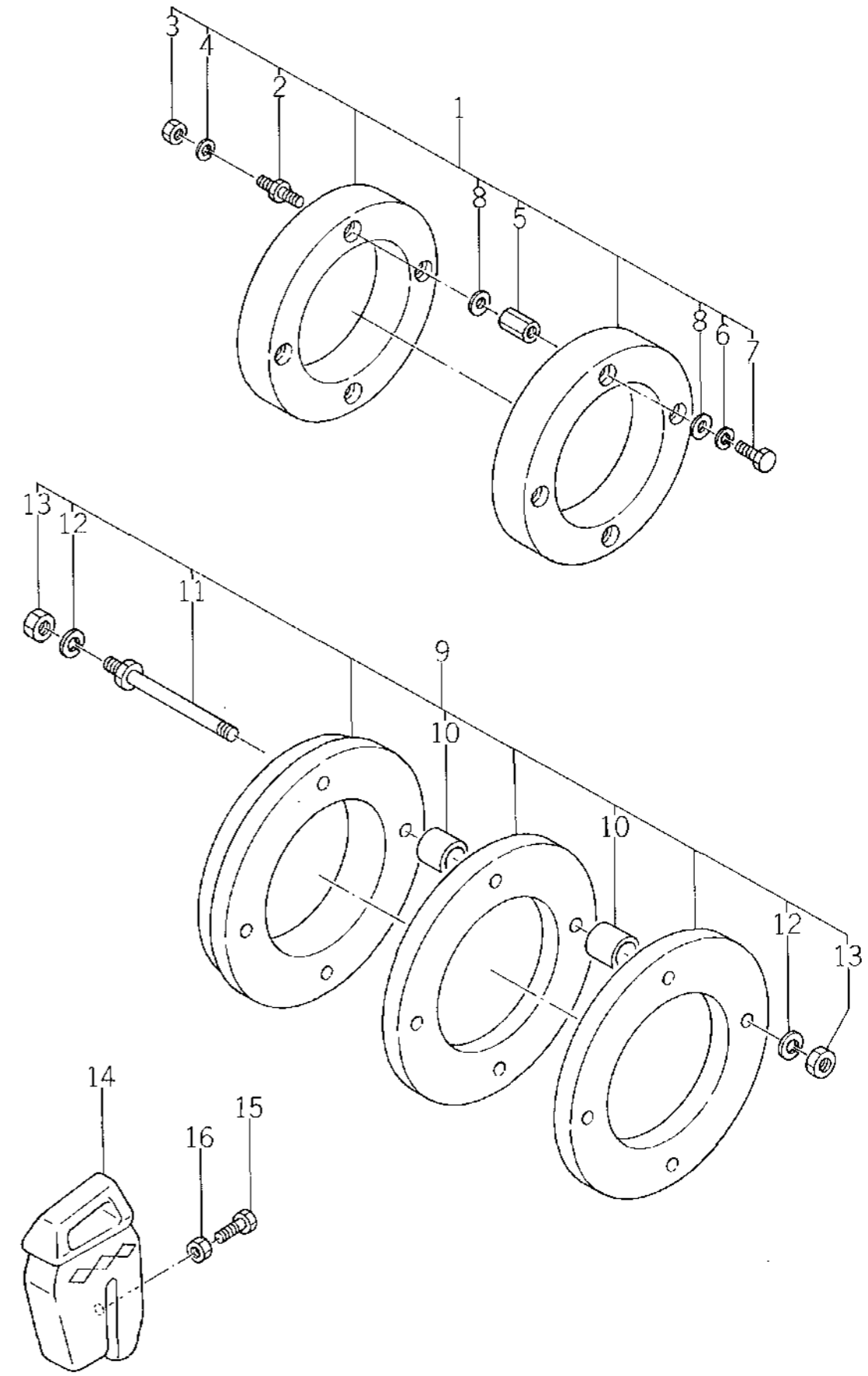
Fig.70 ACCESSORIES AND TOOLS

Outils



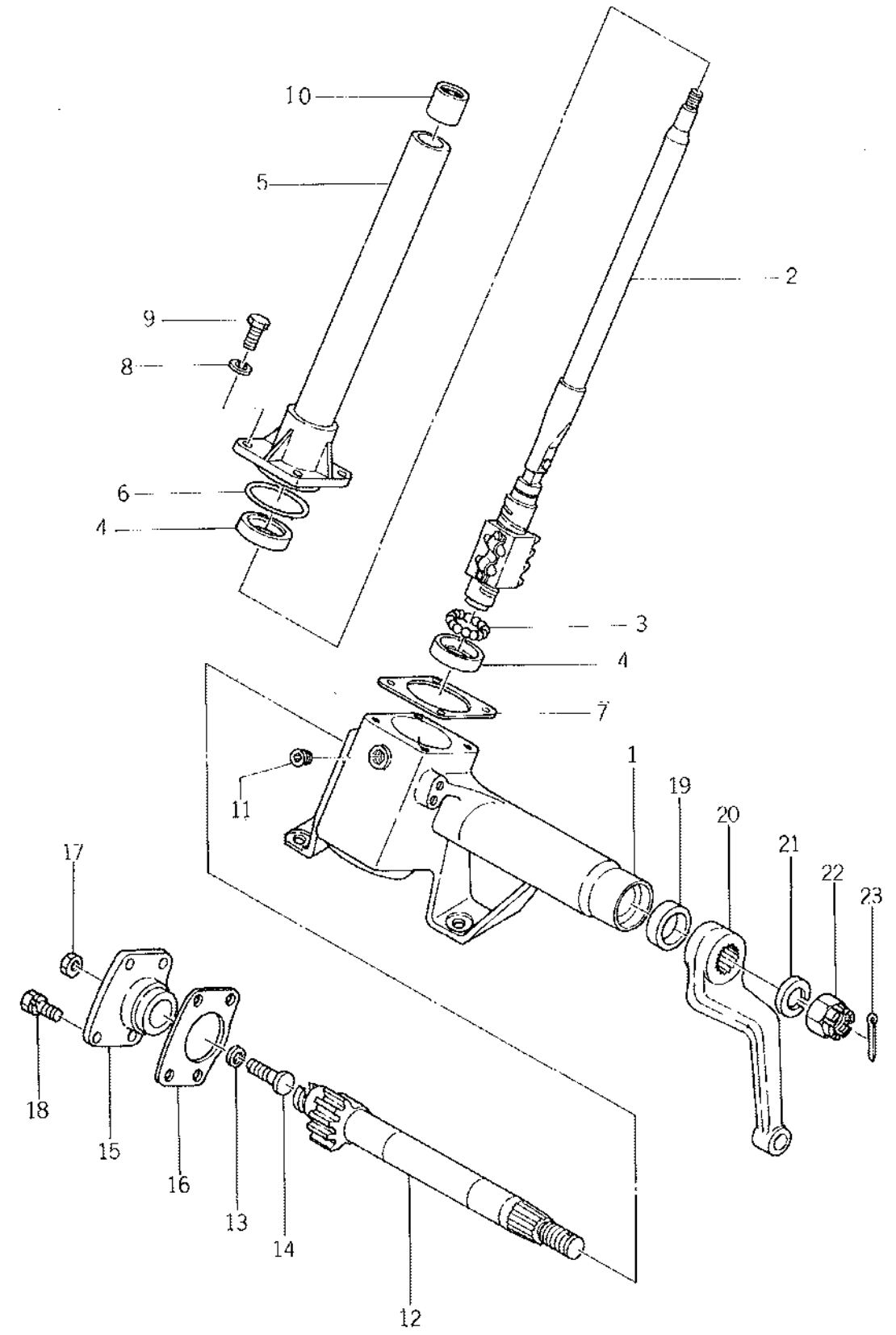
Ref.No. Réf.Nº	Parts No. Pièces Nº	Description Désignation	Q'ty Quant	Remarks Remarques
70- 1	1431-570-2000-0	PIN, POINT Goupille	1	*
70- 2	V201-461-4032-0	BOLT/M14 x 32 Vis	4	*
70- 3	V401-160-0140-0	WASHER, SP/M14 Rondelle frein	4	*
70- 4	1431-570-0011-0	DRAWBAR Barre d'attelage	1	*
X 70- 5	1431-570-2100-0 1431-570-2101-0	BRACKET, DRAWBAR Support	1	* (B) info n° 81.20 (5/5) oct. 14, '81
70- 6	1431-566-0010-0	PIN/19 x 220 Broche	2	*
70- 7	1421-502-0020-0	PIN, LINK Goupille	3	*
70- 8	1416-509-8000-0	COVER, SHIELD Chapeau	1	
70- 9	V201-261-0016-0	BOLT/M10 x 16 Vis	4	
70-10	V401-160-0100-0	WASHER, SP/M10 Rondelle frein	4	
70-11	1431-561-2001-0	HITCH, R. LH Support ar. G.	1	(E) info n° 81.32 (4/5) Dec. 26, '81 (E) " " " " see attached
70-11-1	1426-580-2000-0	HITCH, R. L.H	4	
70-12	1431-561-2101-0	HITCH, R. RH Support ar. D.	1	
70-12-1	1426-580-2100-0	HITCH, R. R.H	1	
70-13	V201-461-4035-0	BOLT/M14 x 35 Vis	2	
70-14	V401-160-0140-0	WASHER, SP/M14 Rondelle frein	8	
70-15	V300-460-0140-0	NUT/M14 Erou	6	
70-16	1426-906-0010-0	SPANNER, BOX/26 Cte a pipe	1	
70-17	1401-906-0050-0	WRENCH Cte	1	
70-18	V920-552-4027-0	SPANNER/24-27 Cte plate	1	
70-19	V920-551-9022-0	SPANNER/19-22 Cte plate	1	
70-20	V920-551-3017-0	SPANNER/13-17 Cte plate	1	
70-21	V920-551-2014-0	SPANNER/12-14 Cte plate	1	
70-22	V920-550-8010-0	SPANNER/8-10 Cte plate	1	

Fig.71 WEIGHT
Contrepoids



Ref.No. Réf.Nº.	Parts No. Pièces Nº.	Description Désignation	Q'ty Quant	Remarks Remarques
71- 1	1423-092-2000-0	WEIGHT, F. WHEEL SET Contrepoids av	1	*
71- 2	1404-922-0020-0	· BOLT, F. WEIGHT Vis	8	*
71- 3	V300-260-0120-0	· NUT/M12 Eccru	8	*
71- 4	V401-160-0120-0	· WASHER, SP/M12 Rondelle frain	8	*
71- 5	1404-922-0030-0	· NUT, F. WEIGHT Eccru	8	*
71- 6	V401-260-0120-0	· WASHER, SP/M12 Rondelle frain	16	*
71- 7	V201-261-2055-0	· BOLT/M12 x 55 Vis	8	*
71- 8	1325-930-1050-0	· COLLAR Collier	16	*
71- 9	1423-092-2100-0	WEIGHT R WHEEL SET Contrepoids ar	1	*
71-10	1404-922-0060-0	· COLLAR, R. WEIGHT Collier	16	*
71-11	1404-922-1000-0	· BOLT, R. WEIGHT SET Vis	8	*
71-12	V401-260-0160-0	· WASHER, SP/M14 Rondelle frain	16	*
71-13	V300-260-0160-0	· SP/M16 Eccru	16	*
71-14	1421-922-0010-0	WEIGHT, BALANCE Contrepoids	3	*
71-15	W201-261-2055-0	BOLT/M12 x 55 Vis	3	*
71-16	V302-260-0120-0	NUT/M12 Eccru	3	*

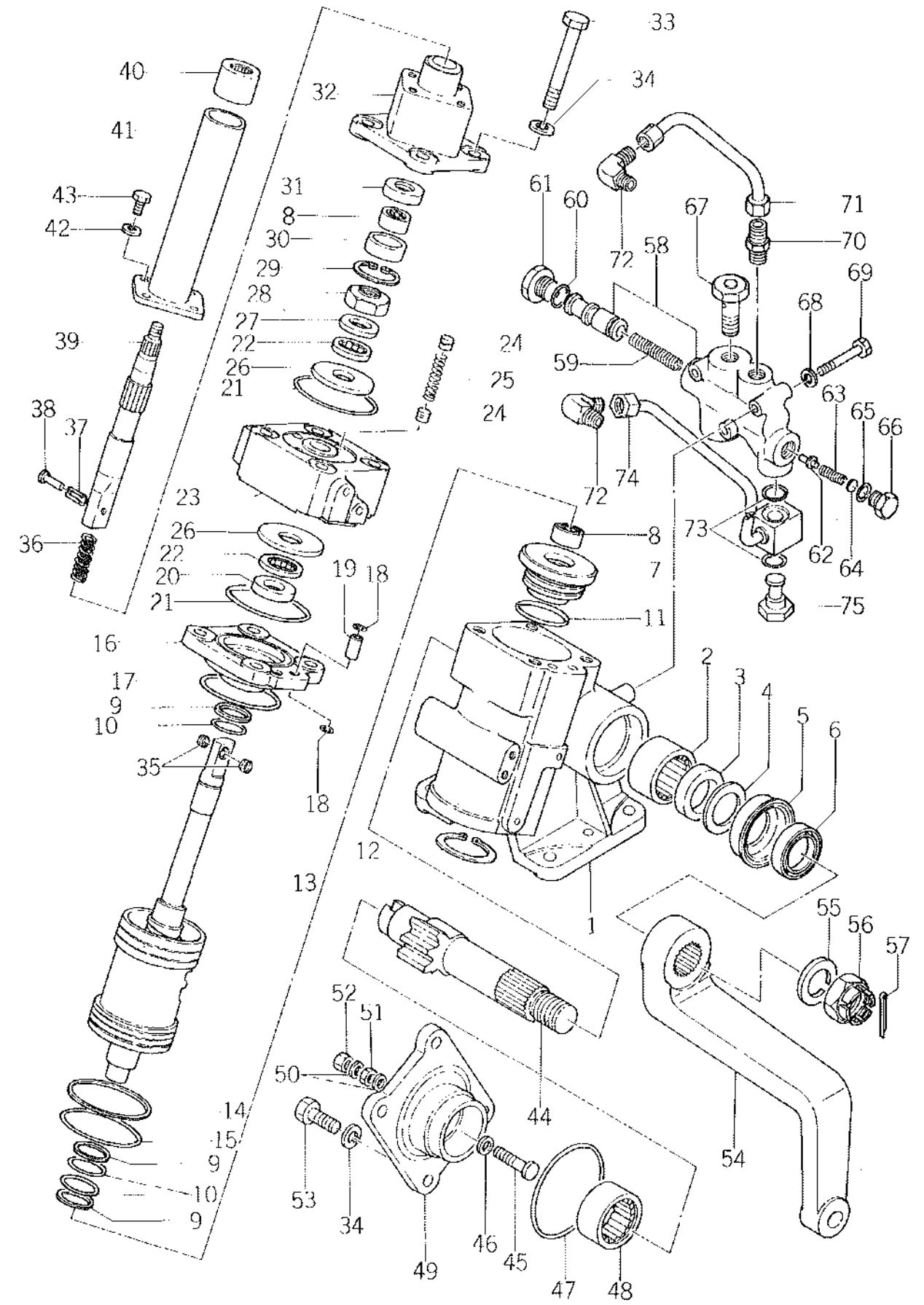
Fig.72 STEERING GEAR BOX (MECHANICAL)
Boitier de direction



Ref.No. Réf.Nº.	Parts No. Pièces Nº.	Description Désignation	Q'ty Quant	Remarks Remarques
72- 0-1	1426-406-2003-0	BOX, STEERING ASSY Boîtier de direction	1	
72- 1	1426-40-62040-0	• BOX, GEAR ASSY Corps du boîtier	1	
72- 2	1426-406-2050-0	• BALL NUT ASSY Axe de direction	1	
X 72- 3	1426-506-2160-0 1426-406-2160-0	• BALL BEARING Bille	1	info n° 81-32 (1/5) Dec. 26, 81
72- 4	1426-406-2170-0	• BEARING, OUT Rondelle	2	
72- 5	1426-406-2060-0	• COLUMN Colonne de direction	1	
72- 6	1426-406-2080-0	• O-RING Joint torique	1	
72- 7	1426-406-2120-0	• SHIM, R. COVER SET Cale	1	
72- 8	V401-160-0100-0	• WASHER, SP/M10 Rondelle frein	4	
72- 9	V201-461-0028-0	• BOLT/M10 x 28 9T Vis	4	
72-10	1426-406-2030-0	• BUSH, COLUMN Bague	1	
72-11	V780-100-0004-0	• PLUG/PT¼ Bouchon	1	
72-12	1426-406-2180-0	• SHAFT, SECTOR Axe de bielle pendante	1	
72-13	1426-406-2140-0	• SHIM, ADJ SCREW SET Cale	1	
72-14	1426-406-2130-0	• SCREW, ADJ Vis	1	
72-15	1426-406-2070-0	• COVER, SIDE Couvercle	1	
72-16	1426-406-2110-0	• PACKING, SIDE COVER Joint	1	
72-17	V300-260-0100-0	• NUT/M10 Ecrou	1	
72-18	1426-406-2150-0	• BOLT, SEMS/M8 x 20 9T Vis	4	
72-19	1426-406-2090-0	• SEAL, OIL Bague d'étanchéité	1	
72-20	1426-406-2022-0	• ARM, PITMAN Bris pitman	1	
72-21	V401-160-0220-0	• WASHER, SP/M22 Rondelle frein	1	
72-22	V320-260-0220-0	• NUT, SLOTTED/M22 Ecrou à craneeux	1	
72-23	V500-155-0045-0	• PIN, SPLIT/5 x 46 Goupille fendue	1	

Fig.73 STEERING GEAR BOX (POWER)

Boitier de direction

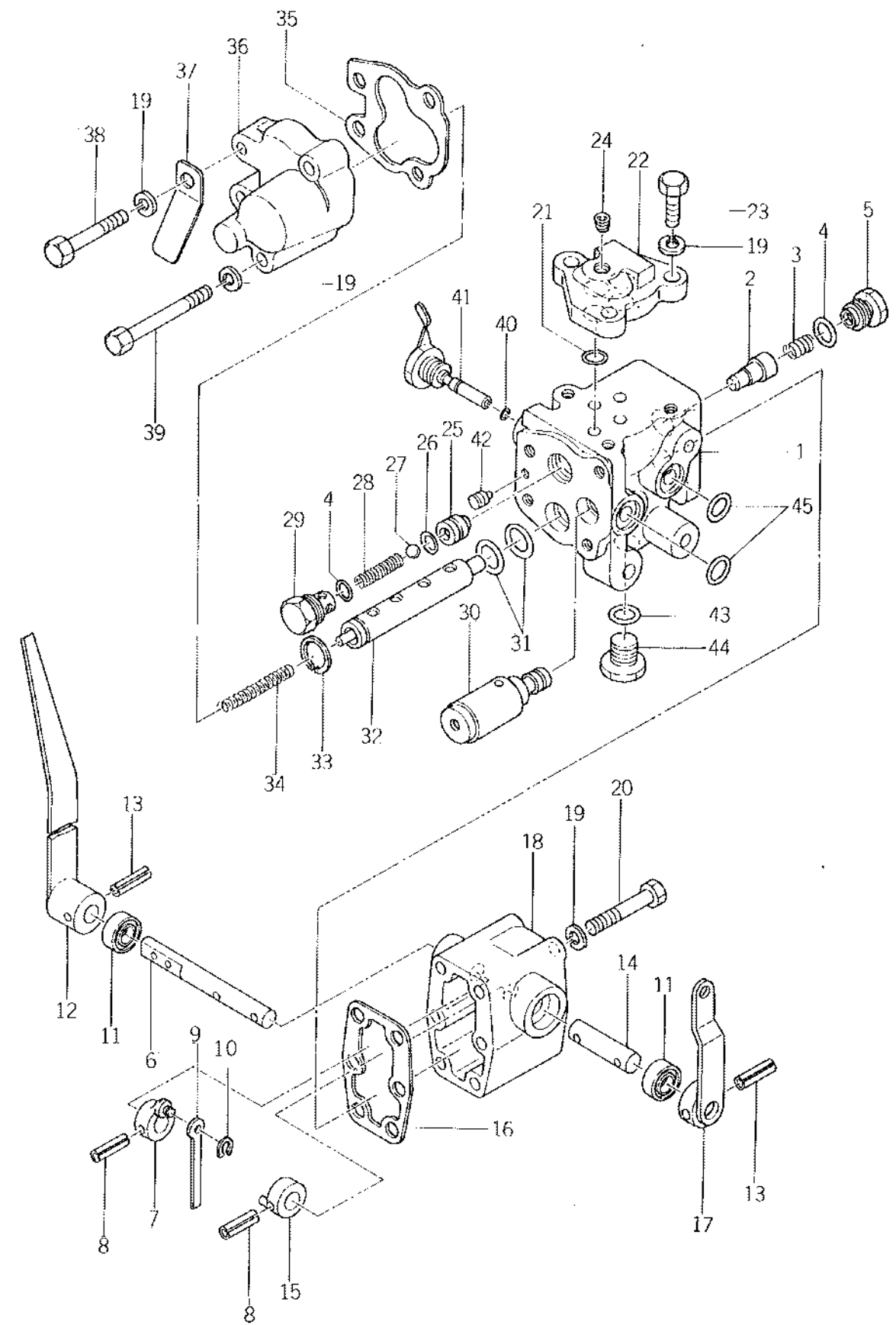


Ref.No. Réf.Nº.	Parts No. Pièces Nº.	Description Désignation	Q'ty Quant	Remarks Remarques
73-0-1	1426-426-2001-0	BOX, STEERING ASSY Boîtier de direction	1	Included Ref No. 1~75
73-0-2	1426-426-2300-0	BOX, STEERING SET Boîtier de direction	1	
73-1	1426-426-2310-0	• BOX, GEAR Corps du boîtier	1	
73-2	1426-426-2320-0	• BEARING, NR Roulement d'étréchaite	1	
73-3	1426-426-2330-0	• PACKING, U Joint	1	
73-4	1426-426-2340-0	• PLATE, BACK-UP Rigole	1	
73-5	1426-426-2350-0	• HOLDER, OIL SEAL Griffe	1	
73-6	1426-426-2360-0	• SEAL, OIL Bague d'étanchéité	1	
73-7	1426-426-2370-0	• COVER, F. Couvercle	1	
73-8	1426-426-2380-0	• BEARING, NR Roulement à aiguilles	2	
73-9	1426-426-2390-0	• RING Bague	3	
73-10	1426-426-2810-0	• O-RING/S34 Joint torique	3	
73-11	V721-103-1045-0	• O-RING/G45 Joint torique	1	
73-12	V704-140-0500-0	• RING, SNAP/C50 Collet d'axe	1	
73-13	1426-426-2820-0	• BALL NUT ASSY Vis du boîtier de direction	1	
73-14	1426-426-2830-0	• RING Bague	1	
73-15	V721-103-1070-0	• O-RING/G70 Joint torique	1	
73-16	1426-426-2840-0	• COVER, CYL Couvercle de cylindre	1	
73-17	V721-103-1075-0	• O-RING/G75 Joint torique	1	
73-18	1426-426-3090-0	• O-RING/S11.2 Joint torique	4	
73-19	1426-426-3110-0	• PIPE Tuyau rigide	2	
73-20	1426-426-3020-0	• COLLAR, A Bague	1	
73-21	1426-426-3070-0	• O-RING/S80 Joint torique	2	
73-22	1426-426-3050-0	• BEARING, THRUST Butée	2	
X73-23	1426-426-2850-0	• VALVE ASSY Soupape	1	(B) info n° 81-32 (5/5) Dec. 26, '81.
73-24	1426-426-2860-0	• PISTON, RETURN Piston	8	
73-25	1426-426-2870-0	• SPRING Ressort	4	
73-26	1426-426-3040-0	• COLLAR, C Bague	2	
73-27	1426-426-3030-0	• COLLAR, B Bague	1	
73-28	1426-426-3060-0	• NUT, LOCK Ecrin	1	
73-29	V705-140-0370-0	• RING, SNAP/C37 Collet d'axe	1	
73-30	1426-426-2920-0	• HOLDER Griffe	1	
73-31	1426-426-2930-0	• SEAL, OIL Bague d'étanchéité	1	
73-32	1426-426-2910-0	• COVER, R. Couvercle	1	
73-33	1426-426-3120-0	• BOLT Vis	4	
73-34	V401-160-0120-0	• WASHER, SP/M12 Rondelle frein	8	
73-35	1426-426-2970-0	• O-RING Joint torique	2	
73-36	1426-426-3010-0	• SPRING Ressort	1	

Ref.No. Réf.Nº.	Parts No. Pièces Nº.	Description Désignation	Q'ty Quant	Remarks Remarques
73-37	1426-426-2980-0	• PIN, SPRING Goupille élastique	1	
73-38	1426-426-2990-0	• RIVET Rivet	1	
73-39	1426-426-2960-0	• SHAFT, STEERING Axe de direction	1	
73-40	1426-426-2950-0	• BUSH, COLUMN Bague	1	
73-41	1426-462-2940-0	• COLUMN Colonne de direction	1	
73-42	V401-160-0080-0	• WASHER, SP/M8 Rondelle frein	4	
73-43	1426-426-3140-0	• BOLT/M8 X 20 Vis	4	
73-44	1426-426-3150-0	• SHAFT, SECTOR Axe de bielle pendante	1	
73-45	1426-426-3160-0	• SCREW, ADJ Vis	1	
73-46	1426-426-3170-0	• SHIM, ADJ SCREW Cafe	1	
73-47	1426-426-3080-0	• O-RING/S90 Joint torique	1	
73-48	1426-426-2890-0	• BEARING, NR Roulement à aiguilles	1	
73-49	1426-426-2880-0	• COVER, SIDE Couvercle	1	
73-50	1426-426-3210-0	• PACKING Joint	2	
73-51	1426-426-3180-0	• NUT Eccou	1	
73-52	1426-426-3190-0	• NUT, COVER Eccou	1	
73-53	1426-426-3130-0	• BOLT/M12 X 32 Vis	4	
73-54	1426-426-2011-0	• ARM, PITMAN Braz pitman	1	
73-55	V401-160-0270-0	• WASHER, SP/M27 Rondelle frein	1	
X 73-56	V321-260-0270-0 1426-426-3220-0	• NUT, SLOTTED/M27 Eccou à crans	1	(A) info n° 81-2e (5/5) Oct. 14, 1981
73-57	V500-155-0050-0	• PIN, SPLIT/5 X 50 Goupille fendue	1	
73- 0-3	1426-426-2400-0	DIVIDER, FLOW SET Soupape	1	
73-58	1426-426-2410-0	• BODY Corps	1	
73-59	1426-426-2420-0	• SPRING Ressort	1	
73-60	V720-102-4020-0	• O-RING/P20 Joint torique	1	
73-61	1426-426-2430-0	• PLUG Bouchon	1	
73-62	1426-426-2440-0	• POPPET Plaque de robinet	1	
73-63	1426-426-2450-0	• SPRING Ressort	1	
73-64	1426-426-2470-0	• SHIM Cafe	0	
73-65	V720-102-4014-0	• O-RING/P14 Joint torique	1	
73-66	1426-426-2460-0	• PLUG Bouchon	1	
73-67	1426-426-2700-0	VALVE, CHECK SET Soupape de retenue	1	
73-68	V401-160-0080-0	WASHER, SP/M8 Rondelle frein	3	
73-69	1426-426-2050-0	BOLT/M8 X 50 Vis	3	
73-70	1426-426-2030-0	UNION Raccord de tuyau	1	
73-71	1426-426-2600-0	PIPE, B SET Tuyau pigide	1	
73-72	1426-426-2020-0	UNION Raccord de tuyau	2	
73-73	V720-102-4018-0	O-RING/P18 Joint torique	2	

Ref.No. Réf.Nº.	Parts No. Pièces Nº.	Description Désignation	Q'ty Quant	Remarks Remarques
73-74	1426-426-2500-0	PIPE, A SET Tuyau rigide	1	
73-75	1426-426-2040-0	UNION Raccord de tuyau	1	

Fig.74 CONTROL VALVE
Soupape de controle



Ref.No. Réf.Nº.	Parts No. Pièces Nº.	Description Désignation	Q'ty Quant	Remarks Remarques
X 74- 0-1	1424-505-2300-0 1424-505-2301-0	VALVE, CONTROL ASSY Soupape de controle	1	© parts info March 13, 82
74- 1	1424-505-2310-0	• BODY Corps	1	
74- 2	1424-505-2350-0	• VALVE, UNLOAD Rablnet de vidange	1	
74- 3	1424-505-2510-0	• SPRING Ressort	1	
74- 4	V720-102-4015-0	• O-RING/P15 HS70 Joint torique	2	
74- 5	1424-505-2360-0	• PLUG Bouchon	1	
X 74- 6	1424-505-2580-0 1424-505-2420-0	• SHAFT Arbre	1	© parts info March 13, 82
74- 7	1424-505-2430-0	• ARM Braz	1	
74- 8	V580-140-5018-0	• PIN, SPRING/5 X 18 Goupille d'estique	2	
74- 9	1424-505-2450-0	• LINK Barre	1	
74-10	1424-505-2460-0	• RING, SNAP Collet d'axe	1	
74-11	1424-505-2550-0	• SEAL, OIL Bague d'étanchéité	2	
X 74-12	1424-505-2530-0 1424-505-2534-0	• LEVER Lever de commande	1	© parts info March 13, 82
74-13	V580-140-5028-0	• PIN, SPRING/5 X 28 Goupille d'estique	2	
74-14	1424-505-2420-0	• SHAFT Arbre	1	
74-15	1424-505-2440-0	• ARM Braz	1	
74-16	1424-505-0020-0	• GASKET Joint	1	
74-17	1424-505-2590-0	• LINK, FEEDBACK Barre	1	
74-18	1424-505-2330-0	• CAP Capuchon	1	
74-19	V401-160-0080-0	• WASHER, SP/M8 Rondelle frein	13	
74-20	V201-260-8080-0	• BOLT/M8 X 80 Vis	6	
74-21	V720-102-4012-0	• O-RING/P12 HS70 Joint torique	4	
74-22	1424-505-2410-0	• COVER Couvercle	1	
74-23	V201-260-8025-0	• BOLT/M8 X 25 Vis	3	
74-24	V780-100-0002-0	• PLUG Bouchon	1	
74-25	1424-505-2380-0	• SEAT Cuvette	1	
74-26	V720-102-4010-0	• O-RING/P10A HS70 Joint torique	1	
74-27	1424-505-2470-0	• BALL, STEEL Bille	1	
74-28	1424-505-2490-0	• SPRING Ressort	1	
74-29	1424-505-2390-0	• PLUG Bouchon	1	
74-30	1424-505-2370-0	• VALVE, RELIEF ASSY Soupape de décharge	1	
74-31	V720-102-4022-0	• O-RING/P22 HS70 Joint torique	2	
74-32	1424-505-2320-0	• LAP ASSY Tige	1	
74-33	1424-505-2520-0	• RING, SNAP/S Collet d'axe	1	
74-34	1424-505-2480-0	• SPRING, RETURN Ressort	1	
74-35	1424-505-0030-0	• GASKET Joint	1	
74-36	1424-505-2340-0	• CAP Capuchon	1	
74-37	1424-505-2610-0	• PLATE Plaque	1	

Ref.No. Réf.Nº.	Parts No. Pièces Nº.	Description Désignation	Q'ty Quant	Remarks Remarques
74-38	V201-260-8036-0	• BOLT/M8 X 36 Vis	1	
74-39	V201-260-8063-0	• BOLT/M8 X 63 Vis	1	
74-40	V720-101-9009-0	• O-RING/P9 HS70 Joint torique	1	
74-41	1424-505-2540-0	• ADJUSTER ASSY Levier de réglage	1	
74-42	1424-505-2560-0	• SCREW Vis	1	
74-43	V720-102-4018-0	• O-RING/P18 HS70 Joint torique	1	
74-44	1424-505-2570-0	• PLUG Bouchon	1	
74-45	V720-102-4016-0	• O-RING/P16 HS70 Joint torique	2	

NUMERICAL INDEX

Parts No. Pièces N°.	Ref No. Réf N°.	Parts No. Pièces N°.	Ref No. Réf N°.	Parts No. Pièces N°.	Ref No. Réf N°.
5611-364-1125-0	10-50	5681-121-5031-1	4-6	5681-414-1006-0	11-20
		5681-131-1024-0	3-1	5681-431-0196-1	11-66
5614-561-9024-0	17-18	5681-131-2011-0	2-29	5681-431-9100-0	11-92
		5681-131-9056-0	13-51	5681-531-1006-0	12-2
5640-962-3013-0	17-29	5681-136-0224-0	4-1	5681-533-0003-0	12-3
5640-962-3016-0	19-40	5681-151-0010-0	6-1	5681-541-1058-0	12-21
		5681-154-0010-0	6-1	5681-541-1059-0	12-22
5641-561-9004-0	17-27	5681-156-0010-0	6-1	5681-541-1223-0	12-36
5641-561-9024-0	17-19	5681-176-0053-1	4-36	5681-541-1418-0	12-31
5641-562-2001-0	17-43	5681-177-7004-0	13-41	5681-541-1443-0	12-15
5641-562-2003-0	17-47	5681-211-1137-0	6-3	5681-560-0491-0	14-5, 17-0-1
5641-562-9001-0	17-48	5681-211-4137-0	6-3	5681-561-1032-0	17-5
5641-563-9003-0	16-67	5681-211-6137-0	6-3	5681-561-9053-0	17-95
5641-563-9008-0	17-20, 17-21,	5681-212-1010-0	6-4, 6-4-1	5681-563-9002-0	17-164
	17-121,	5681-212-4010-0	6-4, 6-4-1	5681-572-0005-0	14-15,
	18-10, 18-69	5681-212-6010-0	6-4, 6-4-1		18-0-1
		5681-221-1009-0	6-6	5681-572-1007-0	18-5
5641-563-9009-0	17-153	5681-223-0028-0	6-8	5681-572-1008-0	18-30
5641-572-3020-0	18-67	5681-223-5006-0	6-11	5681-572-3069-0	18-73
5641-572-5021-0	18-104	5681-227-1005-0	6-13	5681-572-9002-0	17-150
5641-572-9006-0	17-28	5681-231-0009-2	6-14	5681-572-9113-0	18-41
5641-575-9001-0	17-113,	5681-233-6002-0	6-34	5681-575-0004-0	14-20,
	19-33	5681-251-1022-0	7-1		19-0-1
5641-575-9002-0	19-18	5681-251-9002-1	7-9	5681-575-1002-0	19-5
5641-575-9003-0	19-35	5681-252-4037-0	14-42	5681-575-4001-0	19-14
		5681-253-5005-0	7-24	5681-931-0002-0	16-50
5670-009-0229-0	18-58	5681-253-9001-0	14-49	5681-975-1003-0	14-38
5670-980-1103-0	8-92	5681-256-1011-0	7-33		
		5681-256-3017-0	7-36	5685-588-5362-0	14-50
5680-900-0018-1	6-33	5681-256-5004-0	7-38		
5680-900-0069-0	7-8	5681-256-9004-0	1-11	5688-112-8026-0	20-8
5680-900-0084-0	7-26	5681-257-5015-0	7-44	5688-112-8028-0	20-18
5680-900-0088-0	10-33-2	5681-320-0016-0	8-70	5688-112-9021-0	20-77
5680-900-0089-0	10-33-3	5681-323-1001-0	8-81	5688-112-9022-0	20-107
5680-903-0015-0	13-52-1	5681-361-0076-1	10-1	5688-112-9023-0	20-111
5680-958-7001-0	6-7	5681-362-0005-0	10-11	5688-112-9024-0	20-24
5680-962-3003-0	16-55	5681-363-1005-0	10-6	5688-120-0272-0	15-2,
5680-963-7013-0	10-76	5681-364-2016-0	10-13		21-0-1
5680-963-7015-0	11-76	5681-367-4040-0	10-41	5688-121-1024-0	21-20a
5680-980-1001-0	6-19	5681-371-6028-0	10-90	5688-121-4033-0	21-25a
		5681-372-1028-0	2-93	5688-121-5008-0	21-30a
5681-111-0099-0	1-1	5681-374-3021-0	10-91	5688-121-8009-0	21-39a
5681-117-0142-1	1-29	5681-377-0022-1	10-72	5688-122-1030-0	21-5a

Parts No. Pièces N°.	Ref No. Réf N°.	Parts No. Pièces N°.	Ref No. Réf N°.	Parts No. Pièces N°.	Ref No. Réf N°.
5688-122-2032-0	21-75a	5690-197-1035-0	8-96	5690-916-4508-0	7-68, 8-94,
5688-122-9042-0	21-90-1a	5690-204-0610-0	11-88		11-48, 11-81
5688-241-0012-1	15-7	5690-205-0616-0	4-29	5690-916-4708-0	13-38
5688-588-5357-0	4-44	5690-205-0812-0	5-26	5690-918-0019-0	7-61
5688-588-5359-0	8-103	5690-205-0814-0	9-6	5690-920-1056-0	2-12
5688-688-5376-0	1-50	5690-205-0828-0	13-42	5690-920-1318-0	2-9
5688-781-0037-0	8-72	5690-205-0825-0	5-41	5690-920-1328-0	2-10
		5690-252-2801-0	7-6	5690-920-1345-0	2-10-1
5690-009-0066-0	17-77	5690-309-0816-0	10-18	5690-920-2308-0	1-5
5690-009-0233-0	17-76	5690-410-0848-0	11-3	5690-920-2724-0	8-84
5690-009-0667-0	3-63	5690-411-0820-0	3-5	5690-922-0605-0	2-26
5690-009-7011-0	8-32	5690-411-0820-0	3-5-1	5690-957-1316-0	10-81
5690-081-3023-0	18-74	5690-411-0822-0	2-33	5690-957-1408-0	12-33
5690-104-5875-0	5-14	5690-411-0830-0	11-21	5690-957-2014-0	8-77, 12-24
5690-104-5895-0	11-52-1	5690-411-0840-0	3-5	5690-960-0082-0	4-42
5690-105-0850-0	7-64	5690-800-0718-0	7-7	5690-960-2070-0	4-42
5690-105-5650-0	10-59	5690-803-0713-0	6-36	5690-960-6535-0	2-54
5690-105-5850-0	5-14-1	5690-815-1030-0	2-31	5690-965-1068-0	8-82
5690-105-5855-0	3-17-1,	5690-815-1222-0	4-5, 6-17	5690-966-1005-0	10-79
	13-52-1	5690-816-1032-0	2-37	5690-966-2012-0	4-3
5690-105-5870-0	13-52	5690-911-0408-0	16-68	5690-966-4034-0	1-10, 2-8
5690-105-5875-0	3-24	5690-911-0508-0	3-23, 7-67,	5690-970-7130-0	12-100
5690-105-6055-0	10-33-4		11-77, 13-40,	5690-972-0541-0	8-75
5690-106-5845-0	4-42		13-53	5690-972-0542-0	8-73
5690-106-5880-0	4-42	5690-911-0510-0	2-87	5690-974-2109-0	8-83
5690-165-6245-0	13-34	5690-911-1508-0	7-54	5690-980-0684-0	2-84
5690-171-1066-0	1-8	5690-912-0412-0	13-31	5690-980-2514-0	1-22
5690-190-0612-0	3-4	5690-915-0505-0	12-19	5690-980-2539-0	12-19
5690-190-0818-0	18-14	5690-915-0506-0	4-30, 10-61,	5690-980-2591-0	2-2
5690-190-0820-0	10-92		11-87	5690-980-2606-0	6-64
5690-190-0822-0	2-32,	5690-915-0508-0	3-19, 3-25,	5690-981-4014-0	10-7
	10-92-1		4-43, 5-15,	5690-983-0212-0	1-34
5690-190-0835-0	8-101		5-27, 9-7,	5690-986-0522-0	1-4
5690-190-0845-0	8-101-1		10-8, 11-49,	5690-986-4015-0	2-11
5690-191-0816-0	7-12		11-78, 13-43,	5690-987-8084-0	5-8
5690-191-0820-0	13-37		13-55, 16-69	5690-990-2299-0	2-36
5690-191-0828-0	10-77	5690-915-0510-0	2-86, 2-88,	5690-990-6105-1	9-3
5690-191-0830-0	13-36		10-34	5690-990-6314-1	12-32
5690-191-0840-0	3-17	5690-915-0512-0	13-30	5690-990-6325-0	19-32
5690-191-1020-0	13-13	5690-915-0608-0	8-93	5690-990-6325-1	12-23
5690-191-1030-0	2-84-1	5690-916-0512-0	13-33	5690-991-3846-0	12-27
5690-193-1235-0	2-84-2	5690-916-0610-0	17-162	5690-991-5644-1	10-94
5690-196-0835-0	11-52	5690-916-4508-0	5-16, 7-66,	5690-992-0255-0	8-76

Parts No. Pièces N ^o .	Ref No. Réf N ^o .	Parts No. Pièces N ^o .	Ref No. Réf N ^o .	Parts No. Pièces N ^o .	Ref No. Réf N ^o .
5690-992-0525-0	8-29	5691-177-7152-1	13-41-1	5691-362-1076-0	10-12
5690-992-0576-0	14-40	5691-225-1062-0	6-9	5691-363-9001-0	10-9
5690-992-0609-0	4-37	5691-233-0809-0	6-25	5691-364-2078-0	10-51
5690-992-0651-0	4-4	5691-233-3036-1	6-27	5691-366-2144-1	10-54
5690-992-0841-0	8-24	5691-236-2019-0	6-38	5691-366-2145-1	10-54
5690-992-0843-0	1-6	5691-237-0807-0	6-60	5691-367-1809-0	10-64
5690-992-0900-0	9-4	5691-237-9016-0	6-69	5691-371-3064-1	10-71
5690-992-4448-0	3-9	5691-252-1042-0	6-37	5691-372-1132-0	10-93
5690-992-4449-0	2-78	5691-252-3080-0	7-22	5691-411-2655-1	11-1
5690-994-0582-0	8-33	5691-252-5801-0	3-61	5691-414-6090-0	11-46
5690-994-0607-0	7-59	5691-253-1024-0	7-21	5691-433-4640-0	11-84
5690-994-2600-0	11-79	5691-253-3801-0	3-62	5691-531-5026-0	12-7
		5691-255-1802-0	7-31	5691-531-5027-0	12-6
5691-112-9006-0	1-3, 2-6-3	5691-255-2801-0	7-32	5691-531-5028-0	12-8
5691-112-9081-0	1-3-1	5691-255-9008-0	7-37	5691-531-5074-0	12-9
5691-112-9082-0	1-3-2	5691-257-1801-0	7-43	5691-541-9072-0	12-19
5691-112-9083-0	1-3-3	5691-261-1347-0	7-51	5691-542-1666-0	12-16
5691-114-5624-0	1-21	5691-261-1349-0	7-51-1	5691-542-1702-0	12-17
5691-115-0801-0	1-14	5691-261-6023-0	7-53	5691-572-9001-0	18-116
5691-117-3137-0	1-49	5691-262-1127-0	7-56	5691-572-9002-0	18-117
5691-117-5011-0	1-35	5691-262-6005-0	7-57	5691-971-1601-0	13-11
5691-117-9030-0	1-32	5691-262-8093-0	7-58	5691-973-2075-0	15-23
5691-117-9105-0	1-31	5691-310-0637-0	5-1	5691-975-5011-0	8-91
5691-121-7616-1	2-1	5691-311-3086-0	5-13		
5691-121-9005-0	2-6-1	5691-311-9609-0	5-10	5698-121-3207-0	17-93
5691-121-9006-0	2-6-2	5691-312-0601-0	5-6	5698-121-5061-0	17-119
5691-121-9195-0	2-6	5691-312-8079-0	5-7	5698-121-5078-0	17-151
5691-125-8108-0	2-99	5691-314-1604-1	5-23	5698-121-5115-0	17-15
5691-131-1806-0	2-28	5691-314-3603-0	5-22	5698-121-5146-0	17-145
5691-131-2046-0	3-8	5691-316-0068-0	8-28	5698-121-5330-0	17-23
5691-131-2803-0	3-14	5691-316-0081-0	8-6	5698-121-5336-0	17-66
5691-132-1137-0	3-2	5691-320-1812-1	8-1	5698-121-1532-0	17-25
5691-132-2066-0	3-3	5691-321-2804-0	8-80	5698-121-3206-0	17-22
5691-132-2083-0	3-22	5691-321-3601-0	8-74	5698-121-5004-0	17-152
5691-132-7045-0	3-12	5691-321-9077-0	8-100	5698-121-5180-0	17-24
5691-134-1809-0	2-81	5691-324-0804-0	8-2	5698-122-1209-0	17-46
5691-136-7603-0	4-17	5691-326-0604-0	8-86	5698-122-1220-0	17-45
5691-158-1057-0	6-2	5691-326-3011-0	8-34	5698-122-1225-0	17-49
5691-168-1010-0	7-11	5691-331-2325-0	9-1	5698-122-3106-0	17-75
5691-171-5054-0	1-7	5691-331-2335-0	9-2	5698-122-5 19-0	18-115
5691-172-1113-0	1-9	5691-361-2053-0	10-16	5698-122-5041-0	17-90
5691-172-1159-0	1-9-1	5691-361-3607-0	10-17	5698-122-5045-0	17-83
5691-175-0043-0	1-30	5691-361-4043-0	10-31	5698-122-5057-0	17-61

Parts No. Pièces N°.	Ref No. Réf N°.	Parts No. Pièces N°.	Ref No. Réf N°.	Parts No. Pièces N°.	Ref No. Réf N°.
5698-122-5058-0	17-60	5698-135-1205-0	19-9	5698-841-0222-0	17-163
5698-122-5059-0	17-82	5698-135-1303-0	19-10	5698-841-0265-0	17-44
5698-123-1404-0	17-57	5698-135-1310-0	19-17		
5698-123-3101-0	17-31	5698-135-1403-0	19-16	5699-344-0612-0	11-91
5698-123-5003-0	17-62	5698-135-1602-0	19-26		
5698-123-5015-0	17-58	5698-135-1702-0	19-28		
5698-123-5016-0	17-59	5698-135-2104-0	19-44		
5698-123-5017-0	17-16	5698-135-5023-0	19-11		
5698-123-5034-0	18-47	5698-135-5025-0	19-42		
5698-124-1303-0	17-34	5698-135-5031-0	19-27		
5698-124-1406-0	17-36	5698-135-5035-0	19-12		
5698-124-3101-0	17-32	5698-135-5076-0	19-31		
5698-124-5014-0	17-35	5698-139-1108-0	18-36		
5698-131-5062-0	18-8	5698-139-1307-0	18-89		
5698-131-5065-0	18-13	5698-139-1507-0	17-146		
5698-131-5191-0	18-96	5698-139-1608-0	18-7		
5698-131-5214-0	18-9	5698-139-1703-0	17-147		
5698-132-1189-0	18-40	5698-139-1907-0	18-42		
5698-132-1205-0	18-81	5698-139-3201-0	18-68		
5698-132-1220-0	18-83	5698-210-0608-1	15-1, 20-0-1		
5698-132-1310-0	18-50	5698-211-1384-0	20-65		
5698-132-1660-0	18-64	5698-211-1654-0	20-37		
5698-132-1705-0	18-94	5698-211-1731-0	20-35		
5698-132-1713-0	18-100	5698-211-1298-0	20-23		
5698-132-1721-0	18-77	5698-211-3901-0	20-31		
5698-132-2282-0	18-63	5698-211-5362-0	20-105		
5698-132-5030-0	18-88	5698-211-5433-0	20-32, 20-66		
5698-132-5062-0	18-103	5698-211-6120-0	20-85		
5698-132-5097-0	18-85	5698-211-6149-0	20-30		
5698-132-5112-0	18-70	5698-212-1608-0	20-52		
5698-132-5173-0	18-84	5698-212-3104-0	20-6		
5698-132-5181-0	18-95	5698-212-3204-0	20-55		
5698-132-5182-0	18-26	5698-212-6107-0	20-50		
5698-132-5200-0	18-18	5698-215-0503-1	20-80		
5698-132-5237-0	18-19	5698-215-5307-0	20-104		
5698-132-5301-0	17-108,	5698-223-1308-0	21-50a		
	17-111,	5698-223-1619-0	21-27a		
	18-52	5698-223-5072-0	21-90a		
5698-132-5318-0	18-86	5698-223-5074-0	21-80		
5698-132-5397-0	18-15	5698-225-3107-0	15-4		
5698-132-5488-0	18-90	5698-251-1978-0	15-12		
5698-132-6112-0	18-27	5698-253-0101-0	15-14		
5698-132-6124-0	18-11	5698-841-0200-0	18-54		

Parts No. Pièces N ^o .	Ref No. Réf N ^o .	Parts No. Pièces N ^o .	Ref No. Réf N ^o .	Parts No. Pièces N ^o .	Ref No. Réf N ^o .
1302-225-0030-0	50-26	1404-201-0180-0	57-9, 58-9	1407-303-0030-0	50-34
1302-726-0050-0	69-32	1404-301-0090-0	53-12	1407-303-0040-0	50-37
130-2726-0060-0	69-33	1404-301-0100-0	53-11	1407-310-0060-0	56-11, 56A-11
		1404-312-0050-0	54-10	1407-402-0010-0	29-2
1305-241-0010-0	62-30	1404-312-0060-0	44-8, 54-17	1407-406-0020-0	35-6, 36-6
1305-241-0011-0	24-18	1404-401-0170-0	29-13, 29-27	1407-406-0040-0	36-7, 37-7
1305-931-0030-0	69-39	1404-402-0010-0	35-17	1407-501-0090-0	57-27, 58-37
		1404-402-0050-0	35-20	1407-600-0520-0	65-35
1317-621-0020-0	64-27	1404-501-0090-0	59-8	1407-621-0040-0	65-12
		1404-501-0100-0	59-7	1407-621-0050-0	65-7
1325-930-1050-0	71-8	1404-502-0080-0	59-14	1407-621-0070-0	65-9
		1404-502-0130-0	59-17	1407-621-0110-0	65-36
1326-616-0010-0	25-15	1404-503-0010-0	58-25	1407-621-0120-0	65-37
1326-706-0020-0	30-11, 38-11	1404-503-0060-0	60-30, 61-36		
	52-12	1404-503-0080-0	60-2	1411-411-0020-2	30-1
1326-708-0050-0	29-25	1404-503-0090-0	60-3	1411-411-0030-0	30-2
		1404-504-0010-0	57-25	1411-716-0040-0	47-36
1376-402-0030-0	64-29	1404-511-0031-0	69-14		
		1404-511-6000-0	69-18	1412-204-0030-0	48-38, 49-46
1401-122-0050-0	44-5, 54-15	1404-520-0010-0	69-35		
1401-201-0160-0	51-24, 51-31	1404-520-0020-0	69-36	1414-117-0010-0	46-17
1401-201-0160-0	51-39	1404-520-0030-0	69-31	1414-117-0050-0	46-18
1401-211-0100-0	38-19, 40-19	1404-520-2001-0	69-30	1414-207-0050-0	51-17
1401-304-0120-0	54-24	1404-520-3000-0	69-34	1414-312-0020-0	44-37, 54-32
1401-906-0050-0	70-17	1404-621-0270-0	45-24	1414-501-0080-0	57-10, 58-10
		1404-621-0300-0	64-28	1414-501-0100-0	29-17
1402-500-9040-0	69-21	1404-922-0020-0	71-2	1414-616-0010-0	54-36
1402-501-0170-0	51-13	1404-922-0030-0	71-5	1414-632-0050-0	62-27
1402-511-6000-0	69-20	1404-922-0060-0	71-10		
1402-621-0130-0	65-39	1404-922-1000-0	71-11	1415-101-0100-0	24-15
1402-621-0140-0	68-12			1415-101-0180-0	24-2
		1405-401-0060-0	29-28	1415-101-0400-0	24-13
1403-201-0060-0	47-21	1405-502-0050-0	59-24	1415-102-0040-0	45-9
1403-207-0010-0	51-16			1415-102-0050-0	45-10
1403-209-0060-0	59-5	1406-105-3030-0	51-22	1415-102-0060-0	45-11
1403-312-0030-0	44-11, 54-20	1406-926-3020-0	59-50	1415-102-0070-0	45-12
1403-621-0310-0	65-10, 65-19,			1415-102-0080-0	45-14
	65-28	1407-111-0010-0	45-2	1415-102-0090-0	45-15
		1407-117-0070-0	46-19	1415-102-0100-0	45-16
1404-101-0010-0	44-18, 44-24,	1407-207-0040-0	51-10	1415-102-0120-0	45-18
	44-31	1407-207-0050-0	51-11	1415-102-0130-0	45-19
1404-117-0080-0	46-20	1407-303-0010-0	50-36	1415-111-0010-0	45-27
1404-120-0090-0	38-9, 40-9	1407-303-0020-0	50-33	1415-111-0020-0	45-28

Parts No. Pièces N ^o .	Ref No. Réf N ^o .	Parts No. Pièces N ^o .	Ref No. Réf N ^o .	Parts No. Pièces N ^o .	Ref No. Réf N ^o .
1415-111-2000-0	45-25	1415-201-0080-0	47-24	1415-401-0040-0	29-6
1415-116-0071-0	46-4	1415-201-0090-0	47-25	1415-401-0050-0	27-11
1415-120-0020-0	40-45	1415-201-0140-0	53-21	1415-501-0020-0	57-2, 58-2
1415-120-0030-0	40-18	1415-201-0150-0	53-22	1415-501-2001-0	57-1
1415-120-0040-0	40-24	1415-201-0160-0	53-23	1415-503-0020-0	59-10
1415-120-0050-0	40-23	1415-201-0190-0	47-33	1415-503-0030-0	59-20
1415-120-0060-0	40-25, 38-24	1415-204-0010-0	48-1	1415-503-1000-2	59-23
1415-120-0080-0	40-28	1415-203-0020-0	49-2	1415-503-2000-0	59-19
1415-120-0090-0	40-30	1415-203-0030-0	49-4	1415-505-0020-0	57-22, 58-22
1415-120-0100-0	40-38	1415-203-0040-0	49-9	1415-505-0030-0	57-16, 58-16
1415-120-0110-0	40-32	1415-205-0080-0	48-19, 48-23	1415-505-0040-0	57-18, 58-18
1415-120-0120-0	40-37		49-26, 49-30	1415-505-0050-0	57-17, 58-17
1415-120-0130-0	40-35	1415-205-0110-0	48-21, 49-28	1415-505-0060-0	57-19, 58-19
1415-120-0140-0	40-50	1415-205-0120-0	48-22, 49-29	1415-505-0080-0	59-32
1415-120-0150-0	40-51	1415-205-0130-0	48-24, 49-31	1415-505-0090-0	59-35
1415-120-0160-0	40-33	1415-205-0150-0	48-26, 49-33	1415-505-0100-0	59-36
1415-120-0170-0	40-34	1415-205-0160-0	48-27, 49-34	1415-505-0110-0	59-37
1415-120-0180-0	40-46	1415-207-0043-0	48-34, 49-42	1415-505-0120-0	59-41
1415-120-0190-0	40-49	1415-207-0061-0	47-38	1415-505-0130-0	59-45
1415-120-2000-0	40-44	1415-207-0071-0	47-39	1415-505-0140-0	60-11, 61-11
1415-120-0210-0	40-47	1415-207-0090-0	48-36, 49-44	1415-600-0550-0	65-29
1415-120-0220-0	40-40	1415-208-0020-0	51-2	1415-621-0100-0	65-11
1415-120-0230-0	40-39	1415-209-1000-0	51-18	1415-621-0160-0	64-14
1415-120-0240-0	40-41	1415-210-0020-0	51-28, 51-36,	1415-621-0200-0	65-30
1415-120-0250-0	40-42		51-42	1415-621-0210-0	65-31
1415-120-0260-0	40-52	1415-210-0030-0	51-23		
1415-120-3000-0	40-43	1415-213-0010-0	50-4	1416-101-0070-0	23-5
1415-121-0010-0	38-18	1415-216-0060-0	50-11	1416-101-0110-0	23-3
1415-121-0040-0	38-25	1415-303-0010-0	54-22	1416-101-0120-0	23-7
1415-121-0050-0	38-26	1415-306-0030-2	52-16	1416-101-0130-0	23-8
1415-121-0060-0	38-27	1415-306-0040-0	52-17	1416-101-0140-0	23-6
1415-121-0090-0	38-32	1415-306-0060-0	52-18	1416-112-0020-0	68-7
1415-121-2000-0	38-30	1415-306-0070-0	52-4	1416-116-0040-0	46-10
1415-122-0010-0	44-16	1415-307-0020-0	52-14	1416-120-0020-0	38-14, 40-14
1415-122-0010-0	44-30	1415-310-0030-0	56-2	1416-120-0030-0	38-15, 40-15
1415-122-0020-0	44-20	1415-312-0021-0	54-27	1416-120-0040-0	38-23
1415-122-4000-0	44-13	1415-312-0031-0	54-28	1416-120-0060-0	46-2
1415-122-0040-0	44-23	1415-312-3000-0	54-6	1416-207-0040-0	51-9
1415-122-5000-0	44-22	1415-312-4001-0	54-13	1416-216-0040-0	50-28
1415-201-0030-0	47-14	1415-312-5000-0	44-4, 54-16	1416-303-2000-0	54-21
1415-201-0050-0	47-18	1415-312-6000-0	44-6, 54-9	1416-506-0030-0	60-21
1415-201-0060-0	47-19	1415-401-0020-0	29-4	1416-506-0040-0	60-22
1415-201-0070-0	47-20	1415-401-0030-0	29-7	1416-509-8000-0	70-8

Parts No. Pièces N°.	Ref No. Réf N°.	Parts No. Pièces N°.	Ref No. Réf N°.	Parts No. Pièces N°.	Ref No. Réf N°.
1416-511-4000-0	69-28	1417-306-0020-0	52-2	1421-312-0020-0	54-3,57-26,
1416-600-0530-0	66-34	1417-306-0030-0	52-5		58-26
1416-600-0550-0	45-0-2	1417-310-0010-0	56-1,	1421-400-0520-0	35-5,36-5
1416-621-0020-0	65-38	1417-310-0020-0	56-14,56A-1	1421-400-0540-0	35-16
1416-621-0050-0	66-27		56A-14	1421-403-0010-0	35-14
1416-621-0250-0	66-35	1417-310-0030-0	56-7,56A-7	1421-403-0020-0	35-13
1416-621-0260-0	66-36	1417-310-0040-0	56-5,56A-5	1421-403-0030-0	35-18
1416-621-0270-0	45-34	1417-310-1000-0	56-6,56A-6	1421-502-0020-0	59-22,69-6,
1416-621-0360-0	45-31	1417-310-2000-0	56-12,		69-23,70-7
1416-621-0370-0	45-32		56A-12	1421-503-0050-0	60-28
1416-621-0440-0	65-1	1417-310-3000-0	56-13,	1421-503-0060-0	60-29
			56A-13	1421-600-0510-0	62-19
		1417-310-5000-0	56-9	1421-600-0570-0	65-25
1417-012-2000-0	44-0-1	1417-401-0010-0	27-8	1421-601-0030-0	25-9
1417-012-2100-0	44-0-2	1417-503-0010-0	59-13	1421-601-0080-0	25-33
1417-100-0510-0	45-0-1	1417-511-1000-0	69-13	1421-601-0090-0	25-34
1417-100-0521-0	38-0-1	1417-511-2000-0	69-17	1421-601-0111-0	25-28
1417-102-0030-0	45-22	1417-621-0010-0	68-1	1421-601-0121-0	25-29
1417-102-0050-0	24-20	1417-621-0020-0	68-12	1421-602-0010-0	26-2
1417-102-0050-0	45-23	1417-621-0040-0	66-37	1421-602-0030-0	26-13
1417-102-0070-0	45-6			1421-602-0040-0	26-14
1417-102-0080-0	45-7	1419-310-0020-0	56A-2	1421-602-0051-0	26-20
1417-102-0090-0	45-8	1419-621-0150-0	65-26	1421-602-0070-0	26-27
1417-111-2000-0	45-26	1419-621-0160-0	65-16	1421-602-0080-0	23-19
1417-112-0010-0	68-6	1419-621-0170-0	65-17,65-27	1421-602-0090-0	26-52
1417-120-0021-0	40-26	1419-621-0180-0	65-18	1421-602-0110-0	26-12
1417-120-1002-0	40-29			1421-602-4001-0	26-11
1417-121-0021-0	38-22	1421-101-0010-0	24-16	1421-602-7000-0	26-49
1417-121-1001-0	8-29	1421-101-0030-0	24-6	1421-602-8000-0	26-26
1417-122-1000-0	44-12	1421-101-0130-0	23-12	1421-603-0010-0	37-10
1417-122-2000-0	44-21	1421-101-3000-0	24-5	1421-603-0040-0	37-11
1417-201-0020-0	47-17	1421-111-2100-0	45-5	1421-606-0030-0	62-11
1417-201-0050-0	47-29	1421-116-0010-0	46-5	1421-611-0010-0	62-20
1417-201-0080-2	47-32	1421-116-0020-0	46-6	1421-611-0020-0	62-21
1417-201-2000-0	53-29	1421-116-0030-0	46-9	1421-611-0030-0	62-22
1417-203-0011-0	49-1	1421-116-2000-0	46-9-1	1421-611-0040-0	62-28
1417-203-0020-0	49-14	1421-122-0030-0	56A-31	1421-621-0070-0	64-19
1417-204-0010-0	48-4	1421-207-0030-0	58-11	1421-621-0081-0	64-17
1417-211-0010-0	48-30,49-47	1421-207-0050-0	51-3	1421-621-0160-0	64-7
1417-212-2000-0	49-40	1421-208-1001-0	51-20	1421-621-0190-0	64-9
1417-216-0040-0	50-20	1421-212-0040-0	50-9	1421-621-0290-0	66-20
1417-216-2000-0	50-10	1421-307-0030-0	57-11	1421-621-0300-0	66-23
1417-306-0010-0	52-1			1421-621-0310-0	66-24

Parts No. Pièces N°.	Ref No. Réf N°.	Parts No. Pièces N°.	Ref No. Réf N°.	Parts No. Pièces N°.	Ref No. Réf N°.
1421-621-0320-0	66-25	1423-600-0520-0	66-7	1424-116-1000-0	46-1
1421-621-0360-0	64-30	1423-601-0030-1	25-16	1424-117-1000-0	46-16
1421-621-0380-0	64-26	1423-601-0040-0	25-24	1424-120-0012-0	38-1
1421-621-0390-0	25-41	1423-601-0050-0	25-22	1424-120-0012-0	40-1
1421-621-0410-0	25-42	1423-601-0060-0	25-37	1424-122-0011-0	44-34
1421-621-2000-0	66-1	1423-601-0080-0	25-38	1424-122-1000-0	44-1
1421-621-2010-0	66-2	1423-602-0010-0	26-22	1424-122-2000-0	44-3
1421-621-2020-0	66-3	1423-602-4001-0	23-14	1424-122-2100-0	44-26
1421-621-2030-0	66-4	1423-603-0010-0	37-12	1424-201-0010-0	47-28
1421-621-2100-0	25-39	1423-603-0020-0	37-13	1424-201-0020-0	47-13
1421-621-2200-0	25-40	1423-606-0010-0	62-15	1424-202-0010-0	47-12
1421-903-0160-0	35-8,36-8	1423-606-2000-1	62-1	1424-205-0010-0	48-16, 49-23
1421-903-0190-0	37-2	1423-606-3000-1	62-3	1424-211-1000-0	48-33
1421-903-0220-0	37-20	1423-621-0010-0	65-8	1424-212-1000-0	49-39
1421-904-0050-0	37-21	1423-621-0040-0	65-41	1424-216-0010-0	50-24
1421-904-0190-0	46-28	1423-621-0050-0	66-8	1424-303-0010-0	50-42
1421-922-0010-0	71-14	1423-621-0060-0	66-10	1424-303-2000-0	50-31
		1423-621-0070-0	66-11	1424-312-2000-0	54-29
1422-151-2120-0	22-6	1423-621-0080-0	66-12	1424-503-0010-0	59-2
1422-152-2210-0	23-10	1423-621-0090-0	66-13	1424-505-0020-0	74-16
1422-152-2310-0	23-9	1423-621-0150-0	64-8	1424-505-0030-0	74-35
1422-152-2320-0	23-11	1423-621-0180-0	66-41	1424-505-0050-0	60-1
1422-355-0020-0	56A-26	1423-621-0190-0	66-43	1424-505-0060-0	57-13, 58-13
1422-355-0030-0	56A-30	1423-621-0200-0	66-9	1424-505-2100-0	60-25
1422-355-2300-0	56A-22	1423-621-0210-0	68-11	1424-505-2300-0	59-26,
1422-355-2500-0	56A-35	1423-621-2010-0	64-4		74-0-1
1422-605-0060-0	24-22	1423-901-0030-0	25-17	1424-505-2310-0	74-1
		1423-904-0030-0	37-19	1424-505-2320-0	74-32
1423-031-2000-0	54-1			1424-505-2330-0	74-18
1423-092-2000-0	71-1			1424-505-2340-0	74-36
1423-092-2100-0	71-9			1424-505-2350-0	74-2
1423-101-0030-0	24-12	1424-101-0020-0	22-7	1424-505-2360-0	74-5
1423-101-0040-0	23-4	1424-101-0030-0	22-8	1424-505-2370-0	74-30
1423-117-0010-0	46-24	1424-101-0040-0	22-9	1424-505-2380-0	74-25
1423-312-0010-0	54-2	1424-101-0050-0	22-10	1424-505-2390-0	74-29
1423-400-0520-0	35-15	1424-101-2030-0	22-3	1424-505-2410-0	74-22
1423-505-2100-0	59-30	1424-101-2040-0	22-4	1424-505-2420-0	74-14
1423-511-0010-0	69-5	1424-101-2050-0	22-5	1424-505-2430-0	74-7
1423-511-0020-0	69-26	1424-102-0020-0	45-35	1424-505-2440-0	74-15
1423-511-2000-0	69-19	1424-111-1001-0	26-43	1424-505-2450-0	74-9
1423-511-2100-0	69-24	1424-111-2001-0	26-44	1424-505-2460-0	74-10
1423-511-2200-0	69-25	1424-111-3000-0	45-1	1424-505-2470-0	74-27
1423-520-0010-0	69-38	1424-112-1003-0	68-2	1424-505-2480-0	74-34

Parts No. Pièces N°.	Ref No. Réf N°.	Parts No. Pièces N°.	Ref No. Réf N°.	Parts No. Pièces N°.	Ref No. Réf N°.
1424-505-2490-0	74-28	1425-602-2020-0	26-53	1426-301-0070-0	53-18
1424-505-2510-0	74-3	1425-602-2030-0	26-54	1426-309-0020-0	53-30
1424-505-2520-0	74-33	1425-604-2001-0	26-37	1426-310-1000-0	56-8
1424-505-2530-0	74-12	1425-604-2100-0	26-51	1426-317-0010-1	63-7
1424-505-2540-0	74-41	1425-621-0020-0	64-13	1426-317-0020-0	63-12
1424-505-2550-0	74-11	1425-621-0030-0	64-16	1426-317-0030-0	63-13
1424-505-2560-0	74-42	1425-621-0040-0	68-16	1426-317-1000-1	63-3, 63-14, 63-15
1424-505-2570-0	74-44				
1424-505-2580-0	74-6	1426-020-2002-0	53-1	1426-354-0010-0	56A-29
1424-505-2590-0	74-17	1426-101-1000-0	24-14	1426-354-2000-0	56A-19
1424-505-2610-0	74-37	1426-120-2001-0	40-0-1	1426-354-2100-0	56A-8
1424-604-0010-0	26-50, 61-33	1426-120-2100-0	40-31	1426-354-2200-0	56A-9
1424-604-4001-0	26-38	1426-120-2201-0	40-36	1426-354-2300-0	56A-36
1424-904-0011-0	59-51	1426-128-2000-0	44-1-1	1426-355-0010-0	52-21
1424-951-0010-0	29-54	1426-151-2100-0	22-1	1426-361-2000-0	63-0-1
1424-951-0020-0	29-55	1426-202-0010-0	53-16	1426-361-2100-0	63-1
1424-951-0030-0	29-56	1426-202-0021-0	53-20	1426-361-2110-0	63-4
1424-951-0040-0	29-57	1426-204-0011-0	48-10, 49-17	1426-361-2200-0	63-0-2
1424-951-0090-0	29-58	1426-204-0022-0	48-12, 49-19	1426-361-2300-0	63-2
1424-951-0110-0	29-59	1426-204-0031-0	48-11, 49-18	1426-362-2000-0	63-0-3
1424-952-0040-0	48-40	1426-204-0040-0	48-9, 49-16	1426-402-0011-0	29-12
1424-952-0040-0	49-50	1426-204-0050-0	48-3, 49-13	1426-403-0020-0	29-40
1424-953-0010-0	29-60	1426-204-0080-0	48-8, 49-15	1426-406-2003-0	35-1, 72-0-1
		1426-205-0060-0	48-18, 49-25		
1425-101-0010-0	24-1	1426-207-0011-0	47-37	1426-406-2022-0	72-20
1425-101-0020-0	24-19	1426-207-0021-0	48-35, 49-43	1426-406-2030-0	72-10
1425-102-0010-0	45-4	1426-208-0021-0	51-8	1426-406-6240-0	72-1
1425-116-0010-0	46-14	1426-208-0032-0	51-12	1426-406-2050-0	72-2
1425-403-2201-0	29-26	1426-210-0012-0	51-35	1426-406-2060-0	72-5
1425-406-0010-0	35-12	1426-210-0022-0	51-34	1426-406-2070-0	72-15
1425-422-2001-0	29-10	1426-210-0031-0	51-30	1426-406-2080-0	72-6
1425-422-2101-0	29-11	1426-210-0042-0	51-41	1426-406-2090-0	72-19
1425-433-0310-0	29-53	1426-210-0050-0	51-38	1426-406-2110-0	72-16
1425-433-2000-0	29-48	1426-210-0060-0	51-27	1426-406-2120-0	72-7
1425-505-3000-0	60-26	1426-213-0010-0	50-6	1426-406-2130-0	72-14
1425-505-4000-0	60-27	1426-214-2001-0	51-20-1	1426-406-2140-0	72-13
1425-505-4000-0	61-27	1426-261-0020-0	48-17	1426-406-2150-0	72-18
1425-505-4100-0	60-13	1426-261-0020-0	49-24	1426-406-2170-0	72-4
1425-505-4200-0	60-5	1426-261-0030-0	48-39, 49-21	1426-406-2180-0	72-12
1425-506-2400-0	61-29	1426-261-0040-0	48-20, 49-27	1426-423-0020-0	29-18
1425-600-0511-0	64-15	1426-261-0050-0	48-25, 49-32	1426-423-0030-0	29-33
1425-601-0010-0	25-5	1426-301-0050-0	53-14	1426-423-2202-0	29-26-1
1425-601-0020-0	25-7	1426-301-0060-0	53-19		

Parts No. Pièces N°.	Ref No. Réf N°.	Parts No. Pièces N°.	Ref No. Réf N°.	Parts No. Pièces N°.	Ref No. Réf N°.
1426-423-2301-0	29-22	1426-426-2860-0	73-24	1426-506-0031-0	61-21
1426-423-2400-0	29-24	1426-426-2870-0	73-25	1426-506-0040-0	61-22
1426-423-2500-0	29-21	1426-426-2880-0	73-49	1426-506-0052-0	61-1
1426-423-0010-0	29-30	1426-426-2890-0	73-48	1426-506-0062-0	61-2
1426-426-0011-0	36-15	1426-426-2910-0	73-32	1426-506-0070-0	61-3
1426-426-0020-0	29-45,	1426-426-2920-0	73-30	1426-506-0080-0	61-34
	36-16	1426-426-2930-0	73-31	1426-506-0110-0	61-35
1426-426-2001-0	36-1-1,	1426-426-2950-0	73-40	1426-520-1000-0	69-29
	73-0-1	1426-426-2960-0	73-39	1426-506-2001-0	61-13
1426-426-2011-0	73-54	1426-426-2970-0	73-35	1426-506-2101-0	61-5
1426-426-2020-0	73-72	1426-426-2980-0	73-37	1426-506-2160-0	72-3
1426-426-2030-0	73-70	1426-426-2990-0	73-38	1426-506-2200-0	61-26
1426-426-2040-0	73-75	1426-426-3010-0	73-36	1426-506-2300-0	61-28
1426-426-2050-0	73-69	1426-426-3020-0	73-20	1426-506-2500-0	61-25
1426-426-2100-0	29-47,36-18	1426-426-3030-0	73-27	1426-601-0010-0	25-49
1426-426-2120-0	29-50,36-20	1426-426-3040-0	73-26	1426-601-0020-0	25-50
1426-426-2200-0	36-19	1426-426-3050-0	73-22	1426-601-0030-0	25-51
1426-426-2300-0	73-0-2	1426-426-3060-0	73-28	1426-601-2000-1	25-11
1426-426-2310-0	73-1	1426-426-3070-0	73-21	1426-601-3000-1	25-12
1426-426-2320-0	73-2	1426-426-3080-0	73-47	1426-602-1000-0	26-10
1426-426-2330-0	73-3	1426-426-3090-0	73-18	1426-606-0022-0	62-36
1426-426-2340-0	73-4	1426-426-3110-0	73-19	1426-606-0032-0	62-37
1426-426-2350-0	73-5	1426-426-3120-0	73-33	1426-606-1002-0	62-9
1426-426-2360-0	73-6	1426-426-3130-0	73-53	1426-606-2002-0	62-10
1426-426-2370-0	73-7	1426-426-3140-0	73-43	1426-611-1002-0	62-14
1426-426-2380-0	73-8	1426-426-3150-0	73-44	1426-616-2000-0	54-34
1426-426-2390-0	73-9	1426-426-3160-0	73-45	1426-616-2102-0	54-35
1426-426-2400-0	73-0-3	1426-426-3170-0	73-46	1426-616-2200-0	54-39
1426-426-2410-0	73-58	1426-426-3180-0	73-51	1426-616-2302-0	54-40
1426-426-2420-0	73-59	1426-426-3190-0	73-52	1426-621-0350-0	65-20
1426-426-2430-0	73-61	1426-426-3210-0	73-50	1426-621-0360-0	65-21
1426-426-2440-0	73-62	1426-428-0010-1	30-5	1426-651-2000-1	25-1
1426-426-2450-0	73-63	1426-428-2000-1	30-12	1426-651-2100-8	25-21
1426-426-2460-0	73-66	1426-428-2000-1	30-6	1426-673-2000-0	62-14-1
1426-426-2470-0	73-64	1426-462-2940-0	73-41	1426-681-2000-0	65-5
1426-426-2500-0	73-74	1426-478-2000-0	30-0-1	1426-681-2010-0	65-6
1426-426-2600-0	73-71	1426-478-2010-0	30-7	1426-903-0012-0	25-6
1426-426-2700-0	73-67	1426-501-0010-0	57-12, 58-12	1426-903-0022-0	25-8
1426-426-2810-0	73-10	1426-501-1000-0	57-3, 58-3	1426-906-0010-0	70-16
1426-426-2820-0	73-13	1426-502-2001-0	58-1	1426-935-0011-0	25-2-1
1426-426-2830-0	73-14	1426-503-0010-0	59-1	1426-938-0011-0	25-2
1426-426-2840-0	73-16	1426-506-0010-0	61-30	1426-947-0010-0	27-14
1426-426-2850-0	73-23	1426-506-0020-0	61-31		

Parts No. Pièces N°.	Ref No. Réf N°.	Parts No. Pièces N°.	Ref No. Réf N°.	Parts No. Pièces N°.	Ref No. Réf N°.
1427-317-0040-0	38-10,40-10, 47-11,57-30, 58-30	1431-301-0080-0	53-33	1431-686-2530-0	65-45
		1431-301-0090-0	53-5	1431-686-2540-0	65-46
		1431-301-010-0	53-31	1431-935-0021-0	25-4-1
1427-903-0040-0	37-6	1431-301-0110-0	53-9	1431-935-0030-0	59-51-1
1427-932-0020-0	51-46	1431-451-2000-0	27-1	1431-935-0040-1	62-34-1
1427-932-0030-0	24-21	1431-451-2100-0	29-1	1431-935-0050-0	37-19-1
1427-932-0040-0	46-29	1431-451-2200-0	27-5	1431-935-0060-0	37-21-1
1427-932-0090-0	27-15-3	1431-461-0011-0	29-38	1431-935-0080-0	59-31
1427-932-0110-0	27-15-4	1431-461-2000-0	29-39	1431-938-0021-0	25-4
1427-932-0140-0	27-15	1431-557-0010-0	59-12	1431-938-0031-0	62-34
1427-932-0150-0	27-15-1	1431-561-2001-0	70-11	1431-940-0110-0	50-17
1427-932-0160-0	27-15-2	1431-561-2101-0	70-12	1431-940-0170-0	37-5
1427-934-0030-0	62-2-1	1431-566-0010-0	69-22,70-6		
1427-934-0040-0	37-4-1	1431-566-2000-0	69-1	1432-242-0040-0	59-29
1427-934-0090-0	62-4-1	1431-566-2100-0	69-2	1432-403-0071-0	29-41
1427-934-0130-0	25-3-1	1431-566-2200-0	69-7		
1427-934-0190-0	46-28-1	1431-566-2300-0	69-8	1746-261-2050-0	68-3
1427-937-0030-0	62-2	1431-566-2400-0	69-41		
1427-937-0040-0	37-4	1431-570-0011-0	70-4	2701-101-0520-0	66-42
1427-937-0090-0	62-4	1431-570-2000-0	70-1		
1427-941-0160-0	25-3	1431-570-2100-0	70-5	3560-201-0150-0	37-9
1427-941-0190-0	37-3	1431-604-2001-0	26-32	3560-201-0150-0	62-16
1427-941-0210-0	37-18	1431-604-2200-0	26-33		
1427-948-0010-0	27-15-5	1431-656-2001-0	26-1	3737-154-0020-0	62-29
		1431-661-2001-8	37-1	3737-172-0090-0	64-32
1431-101-0020-0	24-7	1431-686-0010-0	65-40	3737-235-0080-0	44-27
1431-151-2120-0	22-2	1431-686-0020-0	64-5		
1431-151-2300-0	23-1	1431-686-0030-0	64-6	3746-261-2050-0	26-6
1431-151-2500-0	23-2	1431-686-0040-0	64-12		
1431-152-2500-0	22-11	1431-686-0050-0	64-11	4106-105-3030-0	50-15
1431-254-0011-0	47-1	1431-686-0060-0	64-10		
1431-273-0010-0	51-1	1431-686-2000-0	66-18	7956-205-0160-0	51-7
1431-280-0010-0	50-1	1431-686-2010-0	66-19		
1431-283-0010-0	50-5	1431-656-2100-0	26-5	7957-405-0030-0	69-12
1431-286-0010-0	50-22	1431-686-2100-0	65-13		
1431-286-0020-0	50-16	1431-686-2110-0	65-14	7963-611-0030-0	69-11
1431-286-2000-0	50-14	1431-686-2120-0	65-15	7963-613-0040-0	59-21
1431-301-0020-0	53-6	1431-686-2401-0	64-1		
1431-301-0030-0	53-7	1431-686-2411-0	64-2		
1431-301-0040-0	53-8	1431-686-2420-0	64-3		
1431-301-0050-0	53-3	1431-686-2500-0	65-42		
1431-301-0060-0	53-4	1431-686-2510-0	65-43		
1431-301-0070-0	53-32	1431-686-2520-0	65-44		

