

Directions for use of Parts Catalogue

1. Applicable model of machines

All component and option parts used for TMG18 tractors are listed in this parts catalogue.

NOTES : H.....HST

S.....INDEPENDENT PTO CLUTCH

V.....AUX VALVE

M.....MID PTO

U.....POWER STEERING

E42.....EUROPE AND OCEANIA WITH TURF TYPE

2. Explanation for head paragraph

KEY	PART CODE	DESCRIPTION	QTY	TYPE OF MODEL					I T C	C O L	G R P	REMARKS
				TF15	TF17	TF19						
126	1614-508-200-00	FILTER(SUCTION) ASSY	1		*					4E		
127	V721-103-103-50	O-RING	1		*							
128	1614-508-260-00	FILTER(SUCTION) ASSY	1		*	981- -1799						
129	1614-508-262-00	FILTER(LH)	1	*	*	*					FIG. 164	
		ASSY	1	*	*	*				4E	A	
			1	*	*	*						
			1	*	*	1- -1999			3			
						*						

- ① KEY shows the location of parts diagramed in the illustration.
- ② Parts numbers begin with `V` and `W` are standard parts of the market.
- ③ `LH` and `RH` on the parts name are described against the moving direction of the machine or are described on the condition how to install parts on the machines.
- ④ QTY shows the number of parts to be used for one unit of machine.
 `M` is indicated for parts supplied by a meter long.
 `ℓ` is indicated for parts supplied by liter.
 `AR` is indicated for parts need to be adjusted or regulated.
- ⑤ The following symbol classifies parts to be used for machines.
 `*` means standard parts.

˘ T ˘ shows that the parts can be installed as optional parts.

˘ R ˘ shows that the parts can be used as applicable parts to replace originally equipped parts.

- ⑥ Serial number : upper row shows the serial number for the first product and lower row for the last product.

Example : Serial no. 1 through to serial no. 1999.

- ⑦ ITC : Interchangeability

˘ 1 ˘ ...OLD ← NEW

New parts can be used in place of the old parts.

˘ 2 ˘ ...OLD → NEW

Old parts can be used in place of the new parts.

˘ 3 ˘ ...OLD →← NEW

Old parts and new parts can not be replaced each other.

- ⑧ COL : Color code

Color is signified with color code number for colored parts.

Please see the color list shown in the next page.

- ⑨ GRP : Parts shown in this column can be replaced by SET parts.

Exsample : Parts marked Ⓐ can be replaced by parts marked Ⓑ, and Ⓓ for Ⓒ, so the rest follow in the same alphabetical order.

- ⑩ Remarks

* Other maker's part code number is shown in this column.

* When Fig. No. is shown in the Remark column of SET parts or ASSY parts, each of their component parts are listed in said Fig. No.

3. Color :

The following colors are used for color parts.

COLOR CODE	COLOR	SPRAY TYPE CODE NUMBER	PAINTS 4K DRUM	PAINTS 16 K DRUM
4 G	CRYSTAL BLUE	1300-957-001-10	1300-957-003-00	1300-957-004-00
5 I	SUNSET GRAY	1300-959-001-10	1300-959-003-00	1300-959-004-00
6 G	SUMMER WHITE	1300-958-001-10	1300-958-003-00	1300-958-004-00
7 F	MIRROR BLACK	1300-954-001-10	1300-954-003-00	1300-954-004-00
8 F	BRILLIANT BROWN METALLIC	1300-972-001-10	1300-972-003-00	1300-972-004-00

NOTE : Color code is signified only for the parts assigned by the maker as color parts.

4. Serial Numbers:

- 1) For engines serial number is stamped on CYLINDER BLOCK ASSY.

Please see Fig.No. 5-1.

- 2) For chassies serial number is shown on the LABEL.

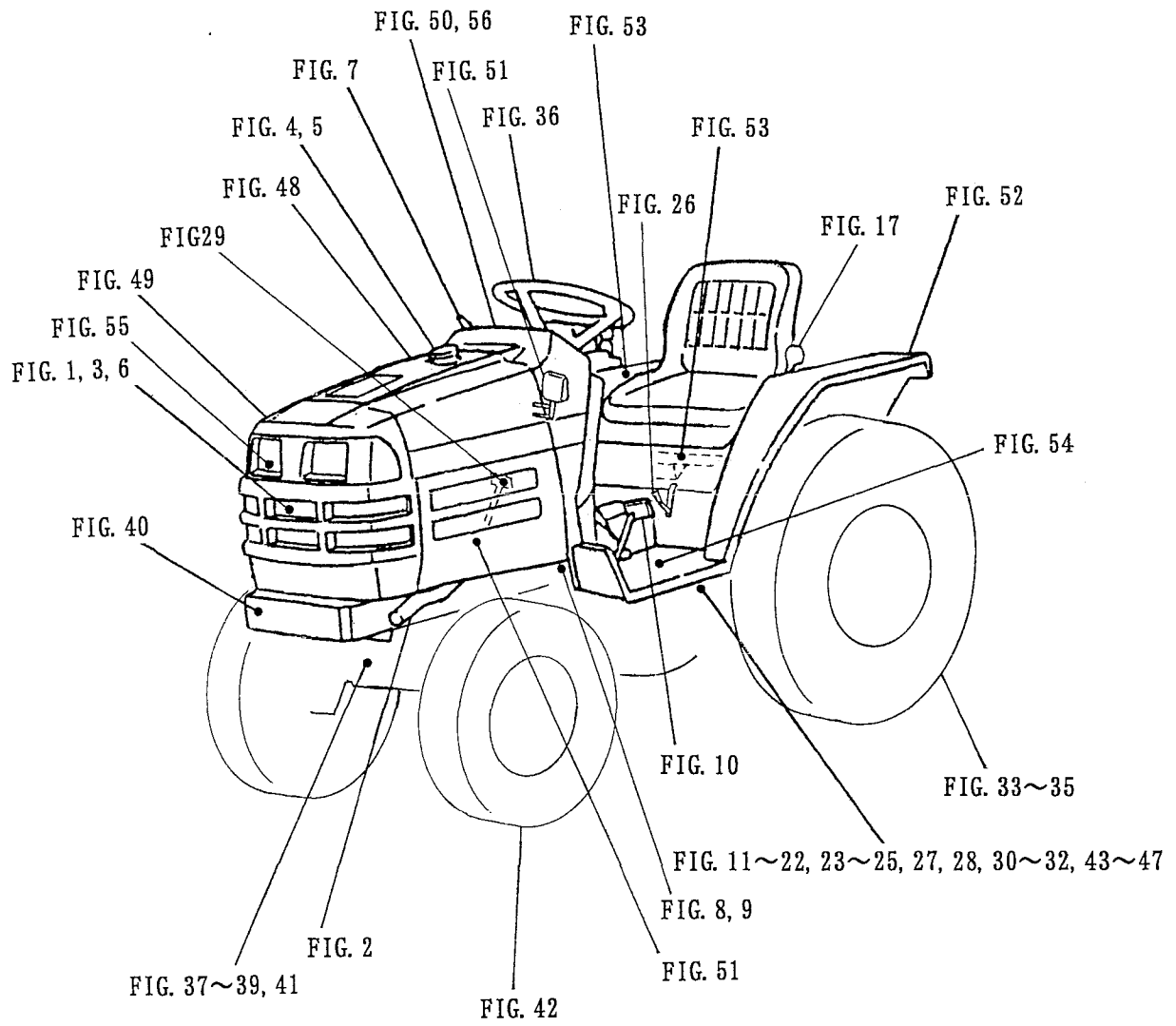
Please see



5. Parts Order

- 1) Parts numbers listed in the parts catalogue are all registered in "ISEKI on-line computer".
- 2) When you order parts, please make sure of correct numbers.
- 3) When substitute parts is available, the part number ordered will be automatically turned to a new part number.
- 4) Please be sure to use "ISEKI GENUINE PARTS".

Any other similar parts other than ISEKI parts when used may cause a trouble that makes us unable to repair or guarantee the warrant.



CONTENTS

TMG18-EXCEPT S TYPE

ENGINE (E393-G)

CYLINDER HEAD	Fig. 1
CYLINDER HEAD COVER	Fig. 2
INLET MANIFOLD	Fig. 3
EXHAUST MANIFOLD	Fig. 4
CYLINDER BLOCK	Fig. 5
BEARING/UNDER SIZE (OPTION).....	Fig. 6
OIL PAN.....	Fig. 7
REAR PLATE	Fig. 8
TIMING GEAR CASE	Fig. 9
HANGER	Fig. 10
VALVE	Fig. 11
CAM SHAFT	Fig. 12
PISTON	Fig. 13
PISTON/OVER SIZE (OPTION)	Fig. 14
CRANK SHAFT	Fig. 15
OIL PUMP	Fig. 16
WATER PUMP	Fig. 17
COOLING FAN.....	Fig. 18
INJECTION NOZZLE	Fig. 19
INJECTION PUMP	Fig. 20
FUEL PIPE	Fig. 21
ELECTRIC (1)	Fig. 22
ELECTRIC (2)	Fig. 23
COMPONENT PARTS FOR 6215 - 300 - 037 - 00 ON Fig.19	Fig. 24
COMPONENT PARTS FOR 6215 - 600 - 109 - 10 ON Fig.20	Fig. 25
COMPONENT PARTS FOR 6281 - 100 - 005 - 00 ON Fig.22	Fig. 26
COMPONENT PARTS FOR 6281 - 200 - 005 - 00 ON Fig.22	Fig. 27

CONTENTS

TMG18-S TYPE ENGINE (E393-G01)

CYLINDER HEAD	Fig. 1
CYLINDER HEAD COVER	Fig. 2
INLET MANIFOLD	Fig. 3
EXHAUST MANIFOLD	Fig. 4
CYLINDER BLOCK	Fig. 5
BEARING/UNDER SIZE (OPTION).....	Fig. 6
OIL PAN.....	Fig. 7
REAR PLATE	Fig. 8
TIMING GEAR CASE	Fig. 9
HANGER	Fig. 10
VALVE	Fig. 11
CAM SHAFT	Fig. 12
PISTON	Fig. 13
PISTON/OVER SIZE (OPTION)	Fig. 14
CRANK SHAFT	Fig. 15
OIL PUMP	Fig. 16
WATER PUMP	Fig. 17
COOLING FAN.....	Fig. 18
INJECTION NOZZLE	Fig. 19
INJECTION PUMP	Fig. 20
FUEL PIPE	Fig. 21
ELECTRIC (1)	Fig. 22
ELECTRIC (2)	Fig. 23
COMPONENT PARTS FOR 6215 - 300 - 037 - 00 ON Fig.19	Fig. 24
COMPONENT PARTS FOR 6215 - 600 - 109 - 10 ON Fig.20	Fig. 25
COMPONENT PARTS FOR 6281 - 100 - 005 - 00 ON Fig.22	Fig. 26
COMPONENT PARTS FOR 6281 - 200 - 005 - 00 ON Fig.22	Fig. 27

CONTENTS

CHASSIS

RADIATOR SYSTEM	Fig. 1
MUFFLER SYSTEM	Fig. 2
AIR CLEANER SYSTEM	Fig. 3
FILTER SYSTEM	Fig. 4
FUEL TANK SYSTEM	Fig. 5
BATTERY SYSTEM	Fig. 6
ACCELERATOR SYSTEM	Fig. 7
CLUTCH SYSTEM (EXCEPT S TYPE)	Fig. 8
CLUTCH SYSTEM (S TYPE)	Fig. 9
CLUTCH PEDAL SYSTEM (EXCEPT S TYPE)	Fig. 10
TRANSMISSION CASE SYSTEM (EXCEPT S TYPE)	Fig. 11
TRANSMISSION CASE SYSTEM (S TYPE)	Fig. 12
HST SYSTEM	Fig. 13
DRIVE GEAR SYSTEM (EXCEPT S TYPE)	Fig. 14
DRIVE GEAR SYSTEM (S TYPE)	Fig. 15
2WD GEAR SYSTEM	Fig. 16
SUB LEVER SYSTEM	Fig. 17
SUB CHANGE SYSTEM	Fig. 18
PTO GEAR SYSTEM (EXCEPT S TYPE)	Fig. 19
PTO GEAR SYSTEM (S TYPE)	Fig. 20
PTO SHAFT SYSTEM (EXCEPT S TYPE)	Fig. 21
PTO SHAFT SYSTEM (S TYPE)	Fig. 22
PTO LEVER SYSTEM (EXCEPT S TYPE)	Fig. 23
PTO LEVER SYSTEM (S TYPE)	Fig. 24
MID PTO SYSTEM	Fig. 25
MID PTO LEVER SYSTEM	Fig. 26
LINK SYSTEM (EXCEPT S TYPE)	Fig. 27
LINK SYSTEM (S TYPE)	Fig. 28
PEDAL SYSTEM	Fig. 29
PIPING SYSTEM	Fig. 30

DIFFERENTIAL GEAR SYSTEM	Fig. 31
REAR AXLE SYSTEM	Fig. 32
WHEEL SHAFT AND REAR WHEEL (TURF) SYSTEM	Fig. 33
HST BRAKE SYSTEM	Fig. 34
BRAKE SYSTEM	Fig. 35
STEERING SYSTEM	Fig. 36
CYLINDER SYSTEM	Fig. 37
PIPING SYSTEM (EXCEPT S TYPE)	Fig. 38
PIPING SYSTEM (S TYPE)	Fig. 39
AXLE BRACKET AND BUMPER SYSTEM	Fig. 40
2WD AXLE SYSTEM	Fig. 41
FRONT TIRE SYSTEM	Fig. 42
PLATE CASE SYSTEM (EXCEPT V TYPE)	Fig. 43
PLATE CASE SYSTEM (V TYPE)	Fig. 44
VALVE SYSTEM (S TYPE)	Fig. 45
STACK VALVE SYSTEM (V TYPE)	Fig. 46
MAIN PIPING SYSTEM	Fig. 47
HOOD SYSTEM	Fig. 48
GRILLE SYSTEM	Fig. 49
DASH COVER SYSTEM	Fig. 50
SIDE COVER AND MIRROR SYSTEM	Fig. 51
FENDER SYSTEM	Fig. 52
LEVER GUIDE AND SEAT BRACKET SYSTEM	Fig. 53
STEP SYSTEM	Fig. 54
LAMP SYSTEM	Fig. 55
PANEL SYSTEM	Fig. 56
SWITCH SYSTEM	Fig. 57
SWITCH SYSTEM (EXCEPT S,V TYPE)	Fig. 58
SWITCH SYSTEM (V TYPE EXCEPT S)	Fig. 59
SWITCH SYSTEM (S TYPE EXCEPT V)	Fig. 60
SWITCH SYSTEM (SV TYPE)	Fig. 61
HARNESS SYSTEM (S,V TYPE)	Fig. 62
HARNESS SYSTEM (EXCEPT S,V TYPE)	Fig. 63
ORNAMENT,LABEL	Fig. 64

LABEL (CONTROL) (EXCEPT S,V TYPE)	Fig. 65
LABEL (CONTROL) (V TYPE EXCEPT S)	Fig. 66
LABEL (CONTROL) (S TYPE)	Fig. 67
LABEL (ENGLISH) (OPTION)	Fig. 68
LABEL (FRENCH) (OPTION)	Fig. 69
LABEL (GERMAN) (OPTION)	Fig. 70
LABEL (PORTUGAL) (OPTION)	Fig. 71
LABEL (E40A) (OPTION)	Fig. 72
LABEL (E40T) (OPTION)	Fig. 73
LABEL (DUTCH) (OPTION)	Fig. 74
LABEL (E40V) (OPTION)	Fig. 75
TOOL	Fig. 76

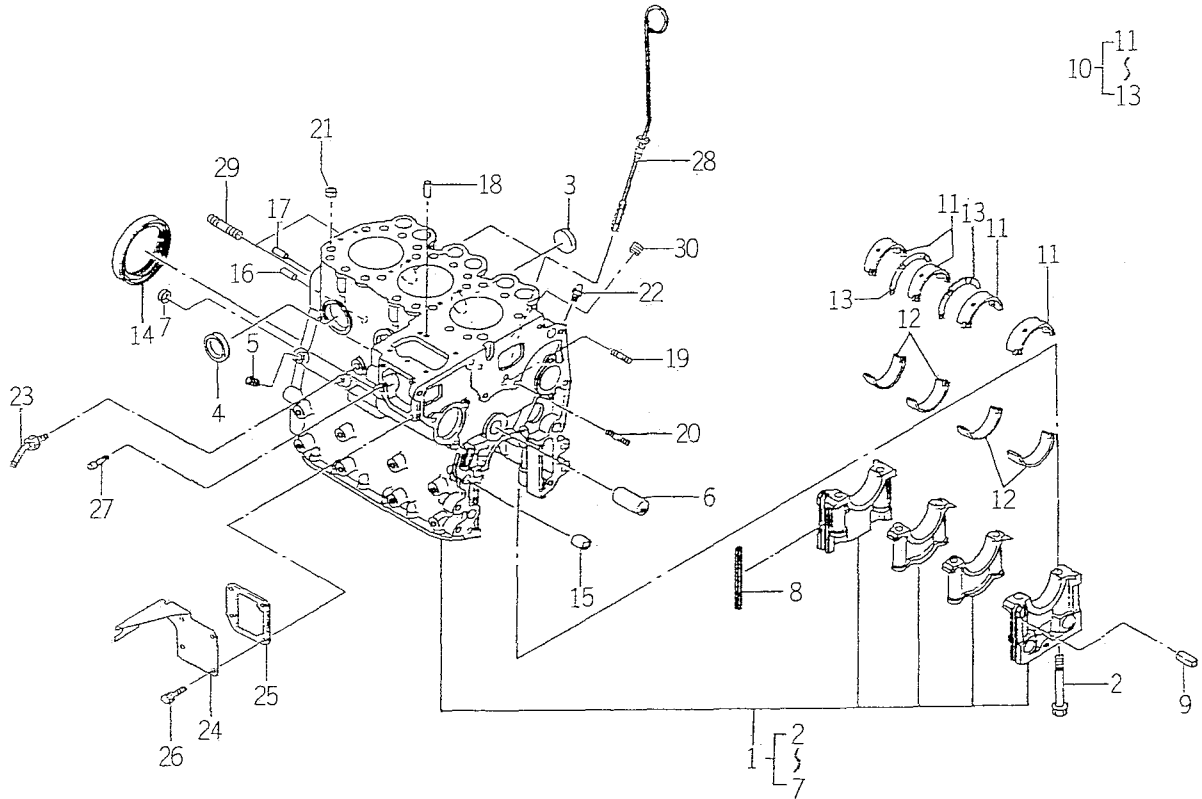
COMPONENT PARTS

COMPONENT PARTS FOR K200 - 053 - 000 - 00 ON	Fig. 45	Fig. 77
COMPONENT PARTS FOR K233 - 003 - 000 - 00 ON	Fig. 38	Fig. 78
COMPONENT PARTS FOR K233 - 006 - 000 - 00 ON	Fig. 39	Fig. 79
COMPONENT PARTS FOR 1688 - 211 - 500 - 00 ON	Fig. 20	Fig. 80

WIRING DIAGRAM (E4) (1)	
WIRING DIAGRAM (E4) (2)	
WIRING DIAGRAM (E4) (3)	
WIRING DIAGRAM (E4/G/SV) (1)	
WIRING DIAGRAM (E4/G/SV) (2)	
WIRING DIAGRAM (E4/G/SV) (3)	

ENGINE
E393 - G...TMG18
(EXCEPT S)

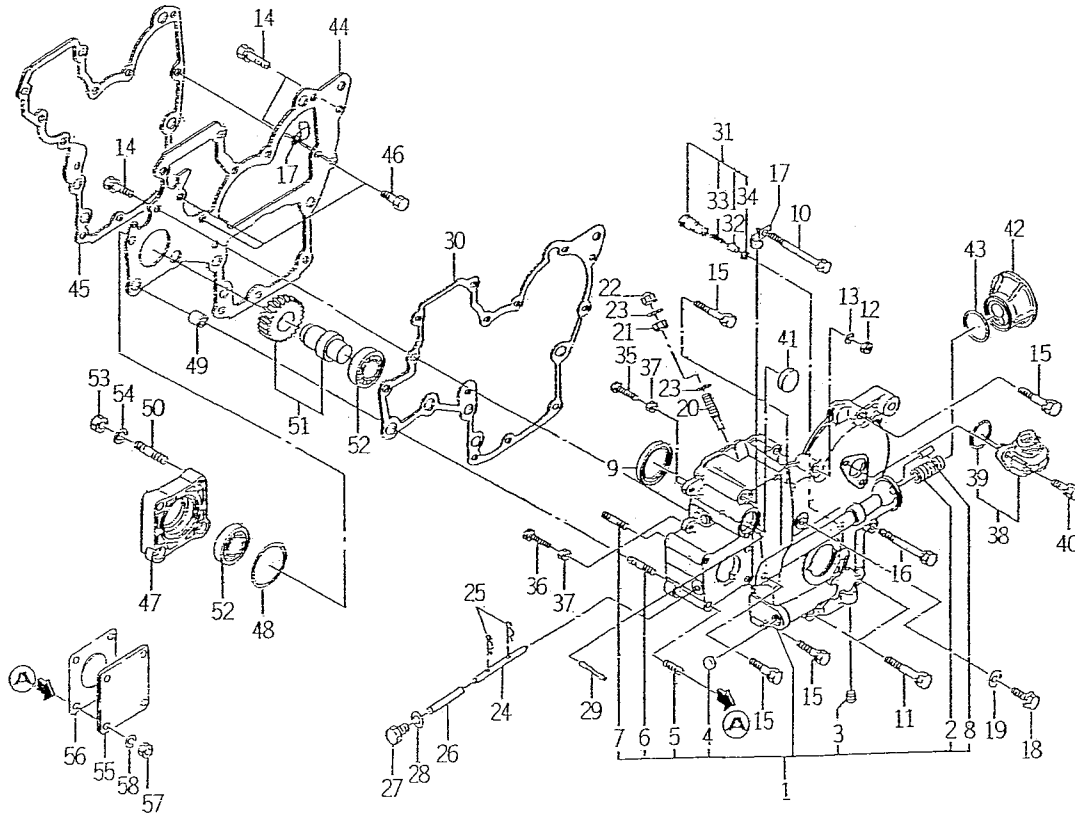
FIG. 5 CYLINDER BLOCK



6003-201Y

KEY	PART CODE	DESCRIPTION	QTY	TYPE OF MODEL		I T C	C O L	G R P	REMARKS
				E393G					
1	6211 - 210 - 050 - 10	CYLINDERBLOCK ASSY	1	*					
2	6209 - 000 - 004 - 10	BOLT	8	*					
3	6209 - 610 - 001 - 00	CAP,SEALING	2	*					
4	6911 - 219 - 195 - 00	CAP,SEALING	4	*					
5	6509 - 605 - 019 - 10	PLUG	3	*					
6	6212 - 531 - 005 - 10	PIN,IDLEGEAR	1	*					
7	6911 - 129 - 083 - 00	CAP,SEALING	1	*					
8	6211 - 258 - 001 - 00	SEAL,BEARING CAP	4	*					
9	6211 - 258 - 002 - 00	SEAL,BEARING CAP/7	2	*					
10	6211 - 510 - 001 - 00	METAL,CRANK SET	1	*					
11	6211 - 511 - 003 - 00	BEARING/CRANK/UPPER	4	*					
12	6211 - 511 - 004 - 00	BEARING/CRANK/LOWER	4	*					
13	6211 - 599 - 001 - 10	BEARING,THRUST CRANK	2	*					
14	6209 - 625 - 001 - 00	SEAL,OIL	1	*					
15	6209 - 749 - 001 - 10	PIN,TUBE	2	*					
16	6908 - 160 - 816 - 00	PIN	1	*					
17	V523 - 100 - 802 - 40	PIN	1	*					
18	6908 - 160 - 510 - 00	PIN	2	*					
19	6904 - 110 - 818 - 00	STUD	1	*					
20	6904 - 110 - 840 - 00	STUD/M8X40	1	*					
21	6294 - 453 - 002 - 00	DOWEL	2	*					
22	6909 - 902 - 299 - 00	NIPPLE	1	*					
23	6213 - 721 - 007 - 00	PIPE/WATERDRAIN	1	*					
24	6211 - 291 - 016 - 00	COVER/INJECTIONPUMP	1	*					
25	6211 - 292 - 001 - 20	GASKET/COVER	1	*					

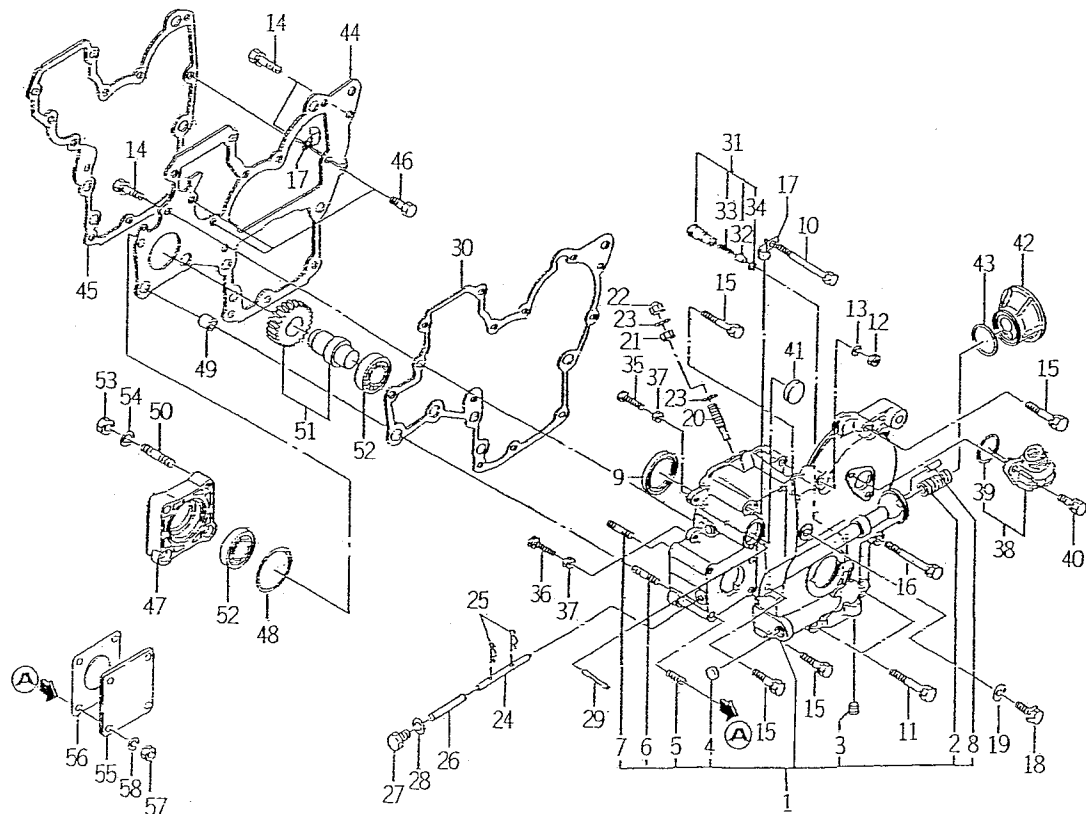
FIG. 9 TIMING GEAR CASE



E003-240H

KEY	PART CODE	DESCRIPTION	QTY	TYPE OF MODEL		I T C	C O L	G R P	REMARKS
				E393G					
1	6211 - 310 - 021 - 00	GEARCASE ASSY	1	*					
2	6213 - 319 - 004 - 00	CONNECTOR/OILFILTER	1	*					
3	6509 - 605 - 019 - 10	PLUG	1	*					
4	6209 - 610 - 002 - 10	CUP/SEALING/16	1	*					
5	6904 - 110 - 822 - 00	STUD	4	*					
6	6904 - 110 - 855 - 00	STUD	2	*					
7	6904 - 110 - 850 - 00	STUD	1	*					
8	6908 - 160 - 510 - 00	PIN	1	*					
9	6209 - 625 - 002 - 00	SEAL,OIL	1	*					
10	6209 - 030 - 005 - 00	BOLT/M8X85	1	*					
11	6509 - 000 - 084 - 00	BOLT/L = 55	2	*					
12	6909 - 110 - 508 - 00	NUT/M8	1	*					
13	6909 - 150 - 508 - 00	WASHER	1	*					
14	V211 - 560 - 802 - 00	BOLT/M8X20	3	*					
15	6901 - 910 - 845 - 00	BOLT,SEMS/M8X45	5	*					
16	6209 - 030 - 006 - 00	BOLT/M8X75	1	*					
17	1425 - 621 - 004 - 00	CLAMP,HARNES	2	*					
18	6209 - 046 - 001 - 00	BOLT/M8X30	1	*					
19	6209 - 500 - 003 - 00	WASHER/08X14X01	1	*					
20	6215 - 546 - 003 - 00	STOPPER/FULLLOAD	1	*					
21	6209 - 409 - 001 - 00	NUT/M8	1	*					
22	V341 - 120 - 008 - 00	NUT,CAP/M 8	1	*					
23	6909 - 920 - 843 - 00	PACKING	2	*					
24	6215 - 542 - 004 - 20	PIN/ARM	1	*					
25	P117 - 303 - 003 - 00	PIN/SNAP	2	*					

FIG. 9 TIMING GEAR CASE

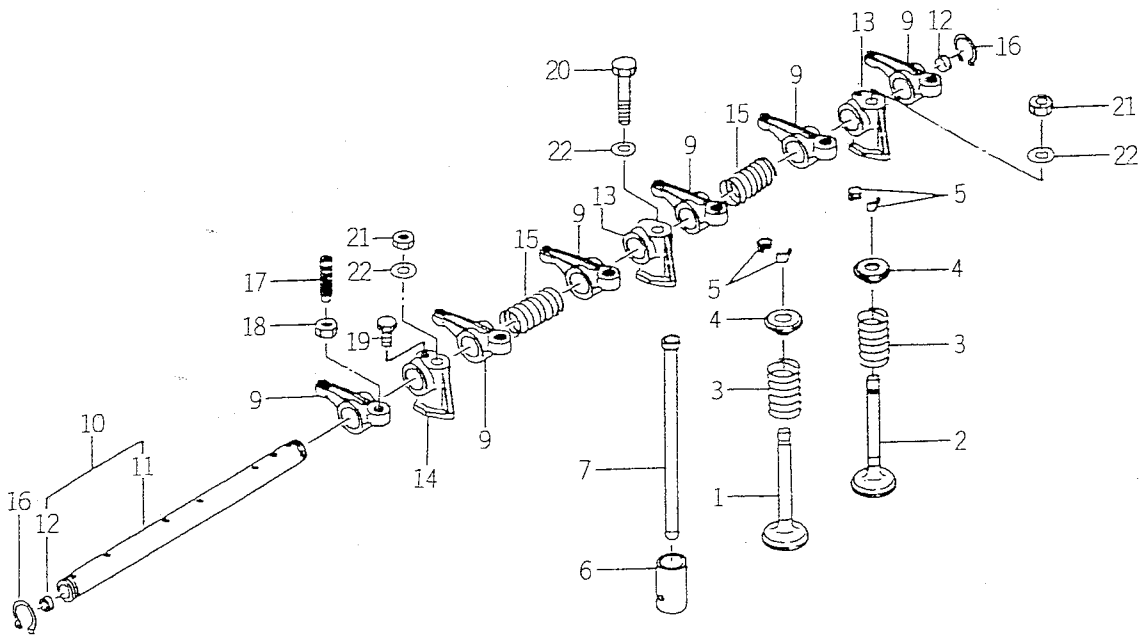


6003-246H

KEY	PART CODE	DESCRIPTION	QTY	TYPE OF MODEL		I T C	C O L	G R P	REMARKS
				E393G					
26	6215 - 542 - 005 - 00	PIN	1	*					
27	6909 - 202 - 308 - 00	PLUG	1	*					
28	6209 - 500 - 003 - 00	WASHER/08X14X01	1	*					
29	6209 - 740 - 001 - 00	PIN,GROOVE	1	*					
30	6211 - 312 - 003 - 10	GASKET,GEAR CASE	1	*					
31	6213 - 160 - 002 - 00	VALVE/RELIEF ASSY	1	*					
32	6213 - 161 - 001 - 00	PISTON/RELIEF VALVE	1	*					
33	6213 - 164 - 001 - 00	SPRING/RELIEF VALVE	1	*					
34	V705 - 140 - 012 - 00	RING,SNAP/12 C	1	*					
35	6209 - 050 - 001 - 00	BOLT/M6	1	*					
36	6209 - 050 - 002 - 00	BOLT/M6	1	*					
37	6909 - 110 - 406 - 00	NUT	2	*					
38	6219 - 310 - 003 - 10	DRIVE/TACHOMETE ASSY	1	*					
39	V723 - 102 - 002 - 40	RING/O	1	*					
40	6901 - 910 - 616 - 00	BOLT,SEMS/M6X16	2	*					
41	3625 - 540 - 004 - 00	CAP,BLANK/30	1	*					
42	6213 - 211 - 001 - 10	SPACER,OIL FILTER	1	*					
43	V723 - 102 - 003 - 60	O - RING	1	*					
44	6211 - 311 - 011 - 00	PLATE FRONT	1	*					
45	6211 - 312 - 002 - 20	GASKET/PLATE	1	*					
46	6902 - 050 - 816 - 00	BOLT	3	*					
47	6211 - 319 - 003 - 00	SPACER	1	*					
48	V723 - 102 - 005 - 00	O - RING 1A S50	1	*					
49	6209 - 749 - 001 - 10	PIN,TUBE	2	*					
50	6904 - 110 - 822 - 00	STUD	1	*					

FIG. 11 VALVE

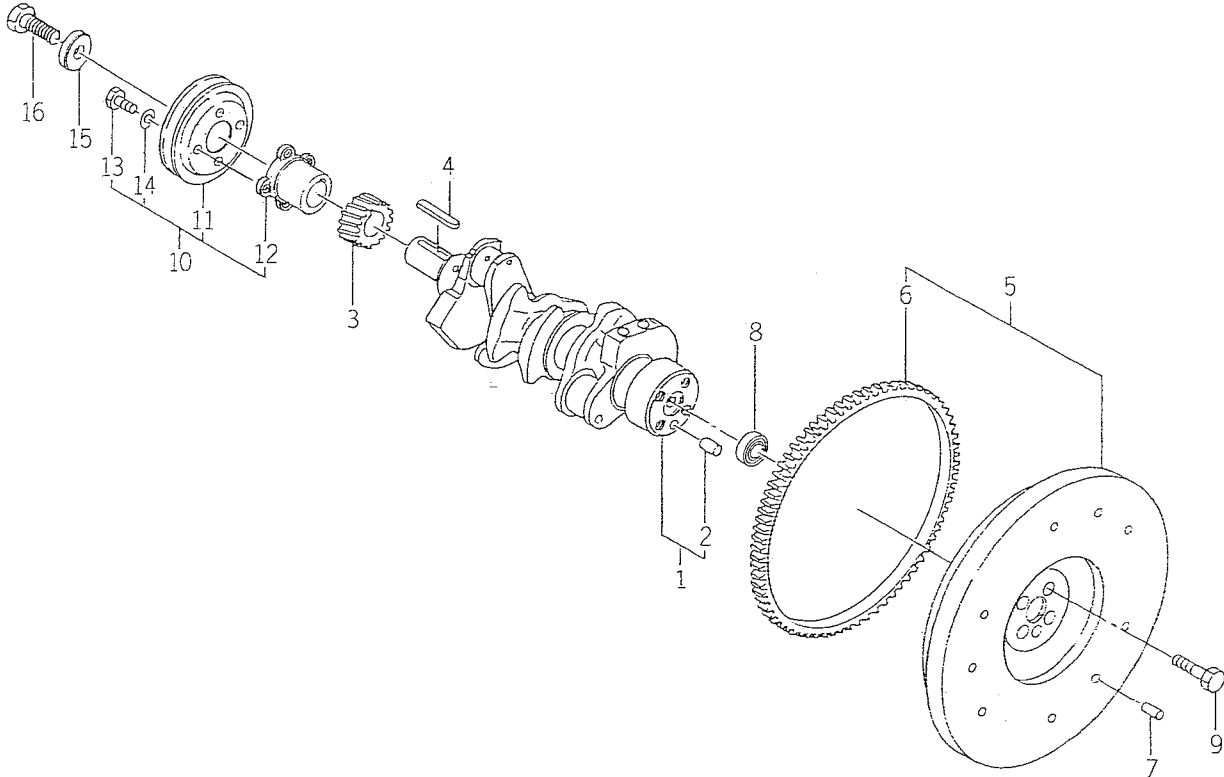
8 { 9
19



6003-301

KEY	PART CODE	DESCRIPTION	QTY	TYPE OF MODEL		I T C	C O L	G R P	REMARKS
				E393G					
1	6212 - 551 - 001 - 00	VALVE,INTAKE	3	*					
2	6212 - 552 - 001 - 00	VALVE,EXHAUST	3	*					
3	6212 - 561 - 001 - 00	SPRING,VALVE	6	*					
4	6212 - 563 - 001 - 00	SEAT,VALVE SPRING	6	*					
5	6212 - 565 - 001 - 00	CUTTER,VALVE	12	*					
6	6212 - 571 - 001 - 10	TAPPET	6	*					
7	6212 - 575 - 001 - 00	ROD,PUSH	6	*					
8	6212 - 600 - 002 - 00	SHAFT,ROCKER ASSY	1	*					
9	6212 - 611 - 004 - 10	ROCKERARM	6	*					
10	6212 - 620 - 001 - 10	SHAFT,ROCKER ARM ASSY	1	*					
11	6212 - 621 - 002 - 10	SHAFT/ROCKERARM	1	*					
12	6212 - 626 - 002 - 10	PLUG	2	*					
13	6212 - 628 - 004 - 00	BRACKET ROCKER SHAFT	2	*					
14	6212 - 628 - 005 - 00	BRACKET,ROCKER SHAFT	1	*					
15	6209 - 940 - 004 - 00	SPRING	2	*					
16	V704 - 140 - 016 - 00	RING,SNAP/16 C	2	*					
17	6212 - 616 - 002 - 00	SCREW ADJUST	6	*					
18	6209 - 409 - 003 - 00	NUT	6	*					
19	6209 - 000 - 002 - 00	BOLT	1	*					
20	6901 - 050 - 850 - 00	BOLT/M8X45	1	*					
21	6909 - 110 - 508 - 00	NUT/M8	2	*					
22	6209 - 500 - 005 - 00	WASHER/08X15.5X1.6	3	*					

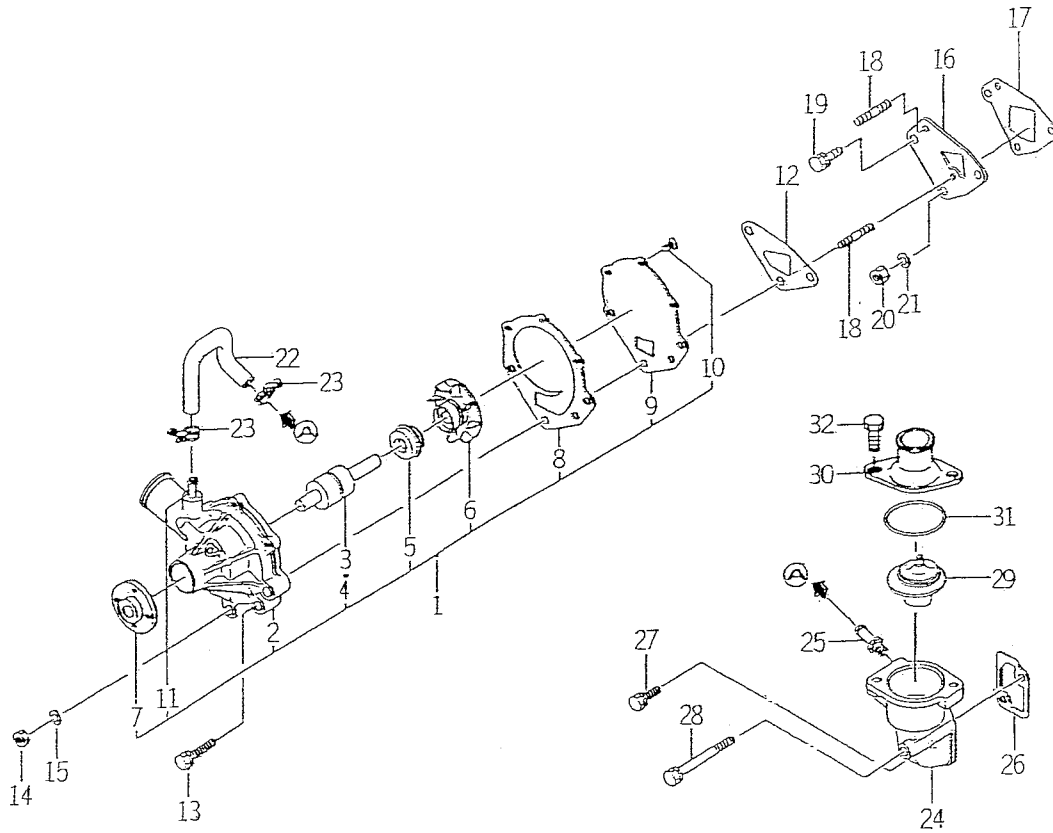
FIG. 15 CRANK SHAFT



6003-3501

KEY	PART CODE	DESCRIPTION	QTY	TYPE OF MODEL		I T C	C O L	G R P	REMARKS
				E393G					
1	6212 - 310 - 008 - 10	CRANKSHAFT ASSY	1	*					
2	V523 - 101 - 001 - 80	PIN	1	*					
3	6212 - 521 - 002 - 00	GEAR,CRANK SHAFT	1	*					
4	6908 - 000 - 750 - 00	KEY	1	*					
5	6212 - 330 - 017 - 20	FLYWHEEL ASSY	1	*					
6	6212 - 333 - 003 - 00	RINGGEAR	1	*					
7	6908 - 160 - 816 - 00	PIN	3	*					
8	V600 - 150 - 600 - 20	BEARING,RB/6002SS	1	*					
9	6209 - 000 - 013 - 00	BOLT	4	*					
10	6212 - 370 - 011 - 00	PULLEY ASSY	1	*					
11	6212 - 371 - 009 - 00	PULLEY	1	*					
12	6212 - 372 - 002 - 10	CENTER CRANK PULLEY	1	*					
13	6902 - 050 - 610 - 00	BOLT	4	*					
14	6909 - 150 - 506 - 00	WASHER,SP/M6	4	*					
15	6212 - 379 - 001 - 00	WASHER	1	*					
16	6901 - 066 - 645 - 00	BOLT	1	*					

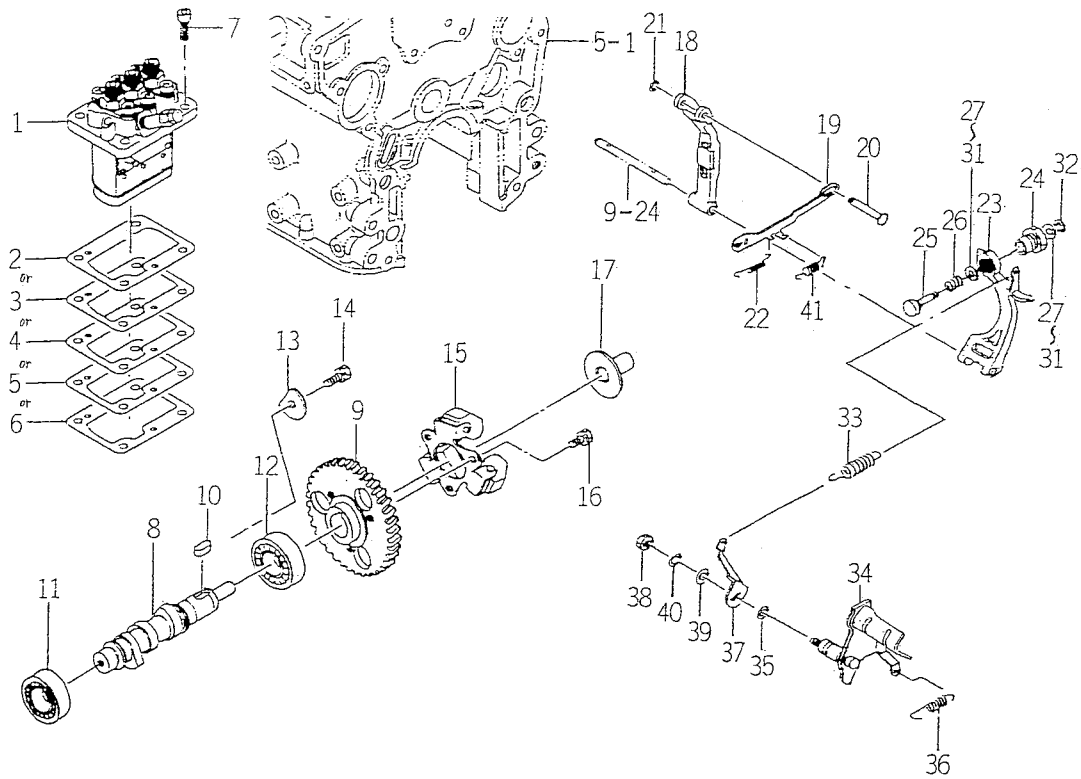
FIG. 17 WATER PUMP



6003-420B

KEY	PART CODE	DESCRIPTION	QTY	TYPE OF MODEL		I T C	C O L	G R P	REMARKS
				E393G					
1	6213 - 610 - 005 - 40	WATERPUMP ASSY	1	*					
2	6213 - 611 - 003 - 20	BODY/WATERPUMP	1	*					
3	6213 - 631 - 002 - 00	BEARING/WATER PUMP	1	*					
4	6213 - 631 - 005 - 00	BEARING/WATERPUMP	1	*					
5	6213 - 622 - 002 - 10	SEAL SET/WATER PUMP	1	*					
6	6213 - 621 - 003 - 00	ROTOR/WATERPUMP	1	*					
7	6213 - 642 - 002 - 00	SEAL/WATER PUMPPULLE	1	*					
8	6213 - 613 - 002 - 10	GASKET	1	*					
9	6213 - 612 - 004 - 00	PLATE/WATER PUMP	1	*					
10	6213 - 619 - 003 - 00	SCREW/WATER PUMP	3	*					
11	6213 - 619 - 002 - 00	PIPE/WATER PUMP	2	*					
12	6213 - 614 - 003 - 10	GASKET/WATER PUMP	1	*					
13	6901 - 910 - 845 - 00	BOLT,SEMS/M8X45	1	*					
14	6909 - 110 - 508 - 00	NUT/M8	2	*					
15	6909 - 150 - 508 - 00	WASHER	2	*					
16	6213 - 619 - 005 - 00	SPACER,WATER PUMP	1	*					
17	6213 - 614 - 006 - 10	GASKET/SPACER	1	*					
18	6209 - 300 - 002 - 00	STUD	2	*					
19	V211 - 560 - 802 - 00	BOLT/M8X20	1	*					
20	6909 - 110 - 508 - 00	NUT/M8	1	*					
21	6909 - 150 - 508 - 00	WASHER	1	*					
22	6213 - 729 - 013 - 10	HOSE/RUBBER	1	*					
23	J061 - 210 - 015 - 00	CLAMP/WIRE/10 - 15	2	*					
24	6213 - 716 - 001 - 40	HOUSING/THERMOSTAT	1	*					
25	6213 - 721 - 003 - 00	PIPE,PUMP HOUSING	1	*					

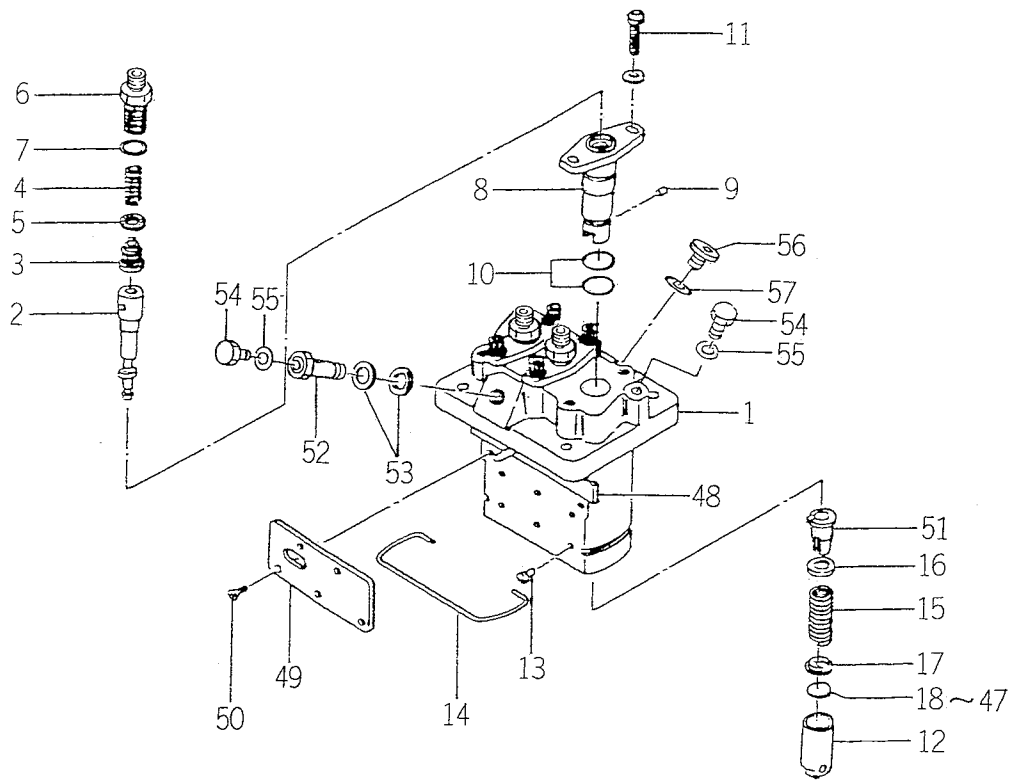
FIG. 20 INJECTION PUMP



6003-510X

KEY	PART CODE	DESCRIPTION	QTY	TYPE OF MODEL		I T C	C O L	G R P	REMARKS
				E393G					
1	6215 - 600 - 109 - 10	INJECTIONPUMP ASSY	1	*					FIG 025
2	6219 - 752 - 001 - 00	SHIM,INJECTION PUMP	1	*					
3	6219 - 752 - 002 - 00	SHIM,INJECTION PUMP	1	*					
4	6219 - 752 - 003 - 00	SHIM,INJECTION PUMP	1	*					
5	6219 - 752 - 004 - 00	SHIM,INJECTION PUMP	1	*					
6	6219 - 752 - 005 - 00	SHIM,INJECTION PUMP	1	*					
7	6209 - 056 - 001 - 00	BOLT/M6X18	4	*					
8	6215 - 621 - 001 - 30	CAMSHAFT/INJPUMP	1	*					
9	6212 - 524 - 002 - 00	GEAR,INJ PUMP	1	*					
10	6908 - 000 - 716 - 00	KEY	1	*					
11	V600 - 110 - 620 - 30	BEARING,RB/6203	1	*					
12	V600 - 110 - 600 - 40	BEARING,RB/6004	1	*					
13	6212 - 535 - 002 - 00	PLATE,THRUST INJPUMP	1	*					
14	6901 - 910 - 612 - 00	BOLT,SEMS/M6X12	1	*					
15	6215 - 520 - 001 - 00	FLYWEIGHT	1	*					
16	6209 - 030 - 043 - 00	BOLT/M6X10	3	*					
17	6215 - 526 - 001 - 10	PIECE,THRUST	1	*					
18	6215 - 541 - 001 - 00	ARM,FLOATING	1	*					
19	6215 - 543 - 001 - 10	LINK,CONTROL	1	*					
20	6215 - 542 - 006 - 00	PIN,CONTROL	1	*					
21	V710 - 140 - 004 - 00	RING,SNAP/ 4 E	1	*					
22	6215 - 549 - 003 - 00	SPRING,SETTING	1	*					
23	6215 - 541 - 016 - 30	ARM/TENSION	1	*					
24	6215 - 549 - 028 - 00	CASE/ADAPTER	1	*					
25	6215 - 549 - 027 - 10	PIN/ADAPTER	1	*					

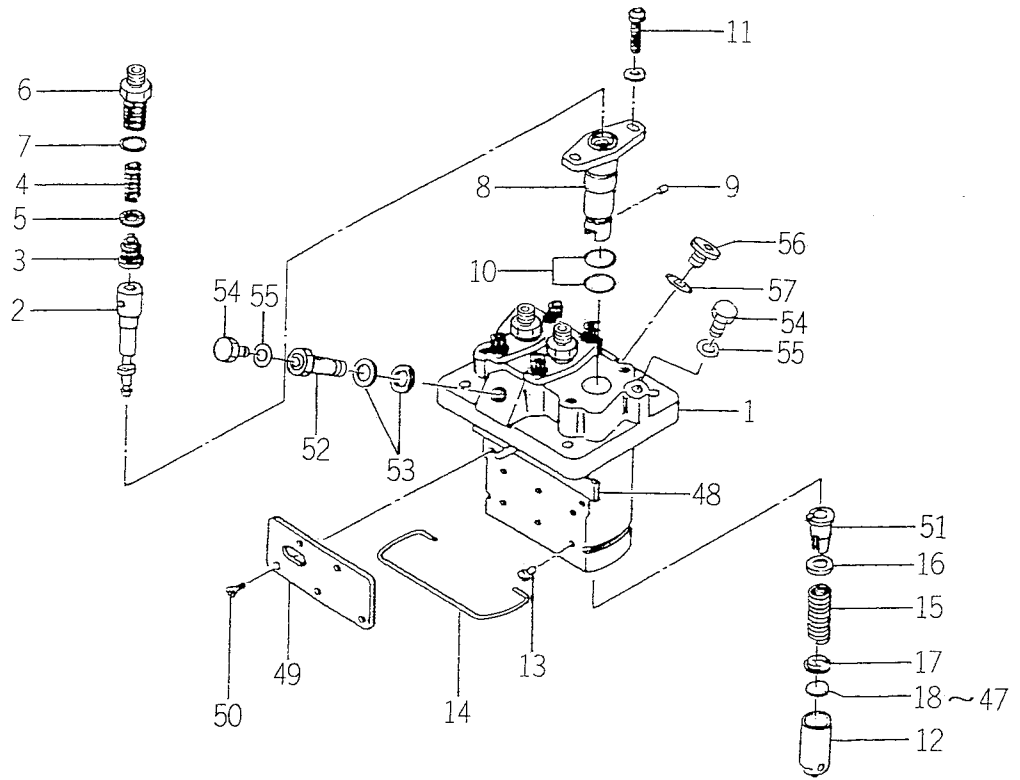
FIG. 25 COMPONENT PARTS FOR 6215 - 600 - 109 - 10 ON Fig.20



6215-6001

KEY	PART CODE	DESCRIPTION	QTY	TYPE OF MODEL		I T C	C O L	G R P	REMARKS
				E393G					
1	6215 - 611 - 002 - 00	HOUSING,PUMP	1	*					
2	6215 - 631 - 017 - 00	PLUNGER ASSY	3	*					
3	6215 - 641 - 007 - 00	DELIVERYVALVE	3	*					
4	6215 - 643 - 002 - 00	SPRING DELIVERY VALV	3	*					
5	6215 - 649 - 003 - 00	GASKET	3	*					
6	6215 - 644 - 002 - 00	HOLDER DELIVERY VALV	3	*					
7	6215 - 649 - 004 - 00	O - RING	3	*					
8	6215 - 635 - 002 - 00	SLEEVE,FRANGE	3	*					
9	6215 - 649 - 005 - 00	PIN	3	*					
10	6215 - 649 - 006 - 00	O - RING	6	*					
11	6215 - 649 - 007 - 00	SCREW	6	*					
12	6215 - 622 - 002 - 00	TAPPET	3	*					
13	6215 - 629 - 017 - 00	PIN	3	*					
14	6215 - 629 - 018 - 00	RING,SNAP	1	*					
15	6215 - 634 - 002 - 00	SPRING,PLUNGER	3	*					
16	6215 - 639 - 006 - 00	SEAT,SPRING	3	*					
17	6215 - 639 - 007 - 00	SEAT,SPRING	3	*					
18	6215 - 629 - 020 - 00	PLATE/T = 1.80	3	*					
19	6215 - 629 - 021 - 00	PLATE/T = 1.85	3	*					
20	6215 - 629 - 022 - 00	PLATE/T = 1.90	3	*					
21	6215 - 629 - 023 - 00	PLATE/T = 1.95	3	*					
22	6215 - 629 - 024 - 00	PLATE/T = 2.00	3	*					
23	6215 - 629 - 025 - 00	PLATE/T = 2.05	3	*					
24	6215 - 629 - 026 - 00	PLATE/T = 2.10	3	*					
25	6215 - 629 - 027 - 00	PLATE/T = 2.15	3	*					

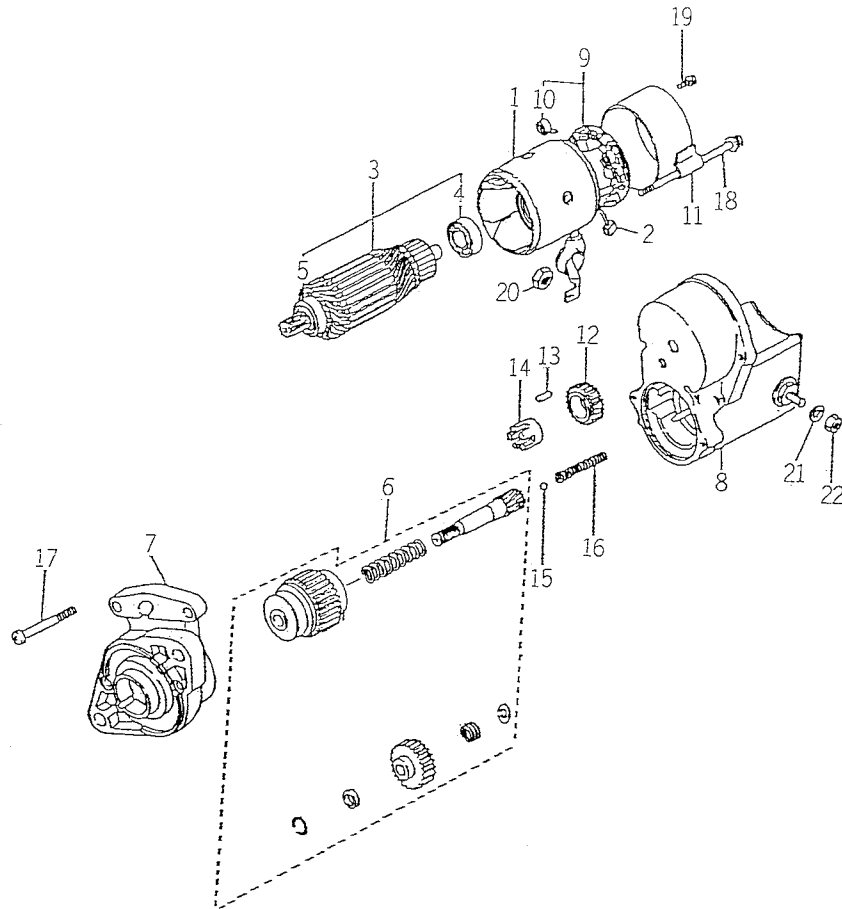
FIG. 25 COMPONENT PARTS FOR 6215 - 600 - 109 - 10 ON Fig.20



6215-6001

KEY	PART CODE	DESCRIPTION	QTY	TYPE OF MODEL		I T C	C O L	G R P	REMARKS
				E393G					
26	6215 - 629 - 028 - 00	PLATE/T = 2.20	3	*					
27	6215 - 629 - 029 - 00	PLATE/T = 2.25	3	*					
28	6215 - 629 - 030 - 00	PLATE/T = 2.30	3	*					
29	6215 - 629 - 031 - 00	PLATE/T = 2.35	3	*					
30	6215 - 629 - 032 - 00	PLATE/T = 2.40	3	*					
31	6215 - 629 - 033 - 00	PLATE/T = 2.45	3	*					
32	6215 - 629 - 034 - 00	PLATE/T = 2.50	3	*					
33	6215 - 629 - 068 - 00	PLATE	3	*					
34	6215 - 629 - 069 - 00	PLATE	3	*					
35	6215 - 629 - 070 - 00	PLATE	3	*					
36	6215 - 629 - 071 - 00	PLATE	3	*					
37	6215 - 629 - 072 - 00	PLATE	3	*					
38	6215 - 629 - 073 - 00	PLATE	3	*					
39	6215 - 629 - 074 - 00	PLATE	3	*					
40	6215 - 629 - 075 - 00	PLATE	3	*					
41	6215 - 629 - 076 - 00	PLATE	3	*					
42	6215 - 629 - 077 - 00	PLATE	3	*					
43	6215 - 629 - 078 - 00	PLATE	3	*					
44	6215 - 629 - 079 - 00	PLATE	3	*					
45	6215 - 629 - 080 - 00	PLATE	3	*					
46	6215 - 629 - 081 - 00	PLATE	3	*					
47	6215 - 629 - 082 - 00	PLATE	3	*					
48	6215 - 637 - 002 - 00	ROD,CONTROL	1	*					
49	6215 - 612 - 002 - 00	PLATE	1	*					
50	6215 - 619 - 012 - 00	SCREW	4	*					

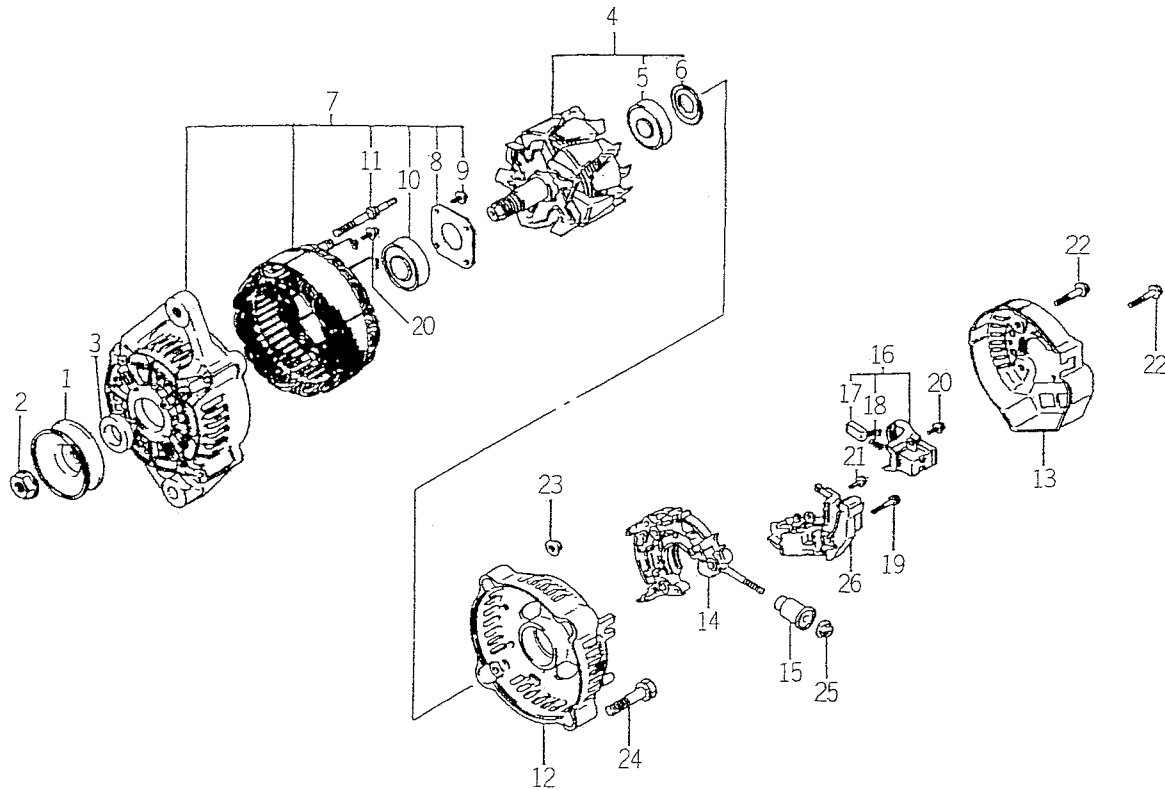
FIG. 26 COMPONENT PARTS FOR 6281 - 100 - 005 - 00 ON Fig.22



6281-1000

KEY	PART CODE	DESCRIPTION	QTY	TYPE OF MODEL		I T C	C O L	G R P	REMARKS
				E393G					
1	6281 - 111 - 002 - 00	YOKE/STARTER	1	*					
2	6281 - 116 - 002 - 00	STARTER KIT	2	*					
3	6281 - 121 - 003 - 00	ARMATURE	1	*					
4	6281 - 129 - 010 - 00	BEARING,BALL	1	*					
5	6281 - 129 - 011 - 00	BEARING,BALL	1	*					
6	6281 - 124 - 001 - 00	STARTER KIT	1	*					
7	6281 - 129 - 020 - 00	HOUSING,STARTER ASSY	1	*					
8	6281 - 151 - 005 - 00	SWITCH,STARTER ASSY	1	*					
9	6281 - 118 - 002 - 00	HOLDER BRUSH ASSY	1	*					
10	6581 - 117 - 007 - 00	SPRING,BRUSH	4	*					
11	6281 - 115 - 005 - 00	FRAME,STARTER END	1	*					
12	6581 - 123 - 011 - 00	PINION,STARTER	1	*					
13	6581 - 129 - 099 - 00	RORA	5	*					
14	6581 - 129 - 100 - 00	RETAINER	1	*					
15	6581 - 129 - 092 - 00	BALL	1	*					
16	6581 - 129 - 096 - 00	SPRING	1	*					
17	6281 - 129 - 006 - 00	SCREW	2	*					
18	6281 - 129 - 008 - 00	BOLT/WS	2	*					
19	6281 - 129 - 009 - 00	SCREW/WS	2	*					
20	6909 - 111 - 508 - 00	NUT	1	*					
21	6909 - 150 - 508 - 00	WASHER	1	*					
22	6909 - 110 - 408 - 00	NUT/M8	1	*					

FIG. 27 COMPONENT PARTS FOR 6281 - 200 - 005 - 00 ON Fig.22



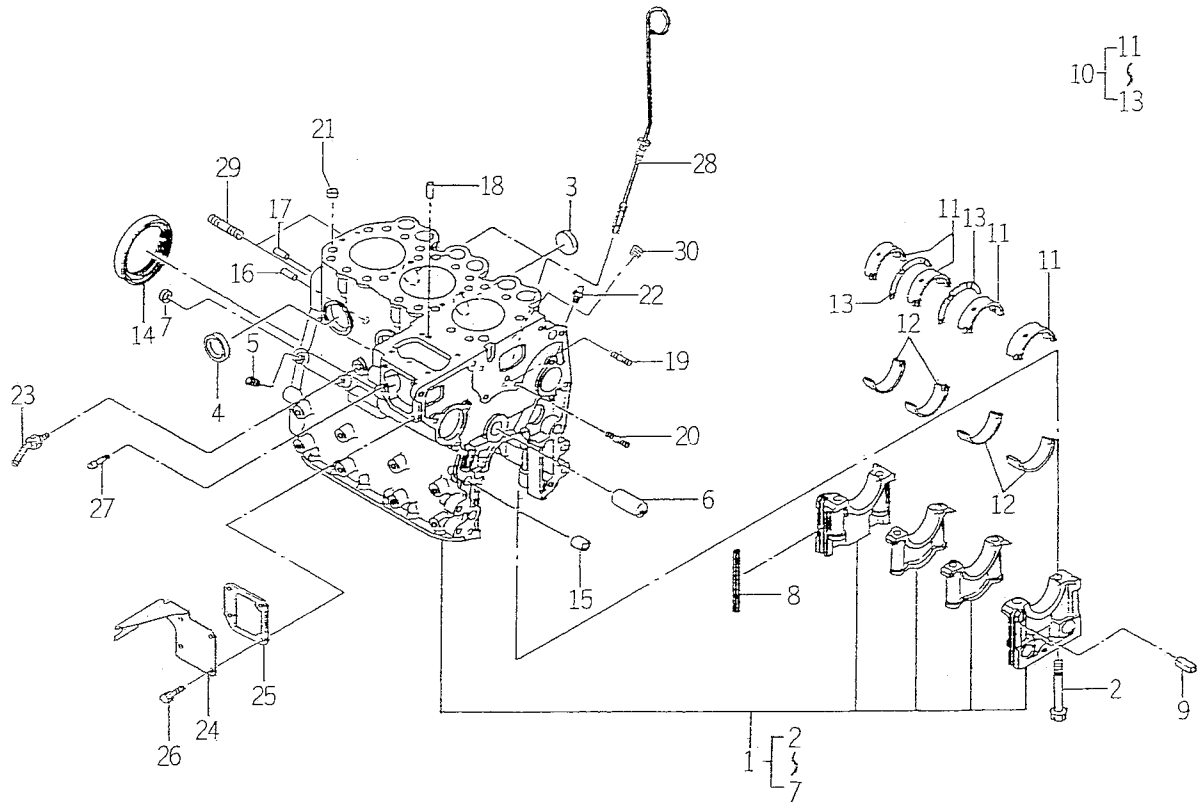
6281-200C

KEY	PART CODE	DESCRIPTION	QTY	TYPE OF MODEL		I T C	C O L	G R P	REMARKS
				E393G					
1	6281 - 222 - 004 - 00	PULLEY	1	*					
2	6281 - 229 - 002 - 00	NUT	1	*					
3	6281 - 229 - 003 - 00	COLLOR	1	*					
4	6281 - 221 - 001 - 00	ROTOR ASSY	1	*					
5	6281 - 229 - 005 - 00	BEARING	1	*					
6	6281 - 229 - 004 - 00	COVER,BEARING	1	*					
7	6281 - 213 - 006 - 00	FRAME ASSY	1	*					
8	6281 - 229 - 006 - 00	PLATE	1	*					
9	6281 - 229 - 007 - 00	BOLT	4	*					
10	6281 - 229 - 009 - 00	BEARING	1	*					
11	6281 - 229 - 008 - 00	BOLT	2	*					
12	6281 - 214 - 003 - 00	FRAME	1	*					
13	6281 - 214 - 004 - 00	COVER	1	*					
14	6281 - 229 - 029 - 00	HOLDER ASSY	1	*					
15	6281 - 229 - 011 - 00	BUSH	1	*					
16	6281 - 217 - 001 - 00	HOLDER,BRUSH ASSY	1	*					
17	6281 - 215 - 001 - 00	BRUSH	2	*					
18	6281 - 216 - 001 - 00	SPRING	2	*					
19	6281 - 229 - 012 - 00	BOLT	2	*					
20	6281 - 229 - 013 - 00	BOLT	6	*					
21	6281 - 229 - 014 - 00	BOLT	1	*					
22	6281 - 229 - 015 - 00	BOLT	3	*					
23	6281 - 229 - 016 - 00	NUT	2	*					
24	6281 - 229 - 017 - 00	BOLT	2	*					
25	6281 - 229 - 018 - 00	NUT	1	*					

ENGINE

E393 – G01 … TMG18 – S

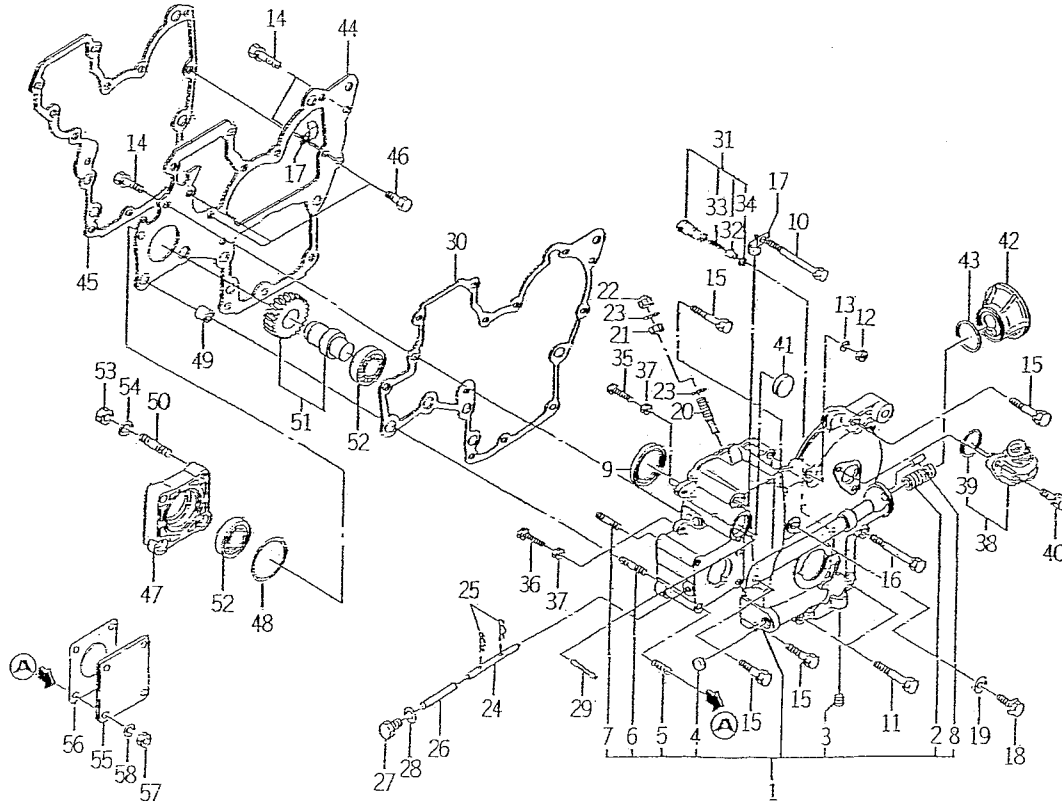
FIG. 5 CYLINDER BLOCK



6003-201Y

KEY	PART CODE	DESCRIPTION	QTY	TYPE OF MODEL		I T C	C O L	G R P	REMARKS
				E393G01					
1	6211 - 210 - 050 - 10	CYLINDERBLOCK ASSY	1	*					
2	6209 - 000 - 004 - 10	BOLT	8	*					
3	6209 - 610 - 001 - 00	CAP,SEALING	2	*					
4	6911 - 219 - 195 - 00	CAP,SEALING	4	*					
5	6509 - 605 - 019 - 10	PLUG	3	*					
6	6212 - 531 - 005 - 10	PIN/IDLEGEAR	1	*					
7	6911 - 129 - 083 - 00	CAP,SEALING	1	*					
8	6211 - 258 - 001 - 00	SEAL,BEARING CAP	4	*					
9	6211 - 258 - 002 - 00	SEAL,BEARING CAP/7	2	*					
10	6211 - 510 - 001 - 00	METAL,CRANK SET	1	*					
11	6211 - 511 - 003 - 00	BEARING/CRANK/UPPER	4	*					
12	6211 - 511 - 004 - 00	BEARING/CRANK/LOWER	4	*					
13	6211 - 599 - 001 - 10	BEARING,THRUST CRANK	2	*					
14	6209 - 625 - 001 - 00	SEAL,OIL	1	*					
15	6209 - 749 - 001 - 20	PIN/TUBE	2	*					
16	6908 - 160 - 816 - 00	PIN	1	*					
17	V523 - 100 - 802 - 40	PIN	1	*					
18	6908 - 160 - 510 - 00	PIN	2	*					
19	6904 - 110 - 818 - 00	STUD	1	*					
20	6904 - 110 - 840 - 00	STUD/M8X40	1	*					
21	6294 - 453 - 002 - 00	DOWEL	2	*					
22	6909 - 902 - 299 - 00	NIPPLE	1	*					
23	6213 - 721 - 007 - 00	PIPE/WATERDRAIN	1	*					
24	6211 - 291 - 016 - 00	COVER/INJECTIONPUMP	1	*					
25	6211 - 292 - 001 - 20	GASKET/COVER	1	*					

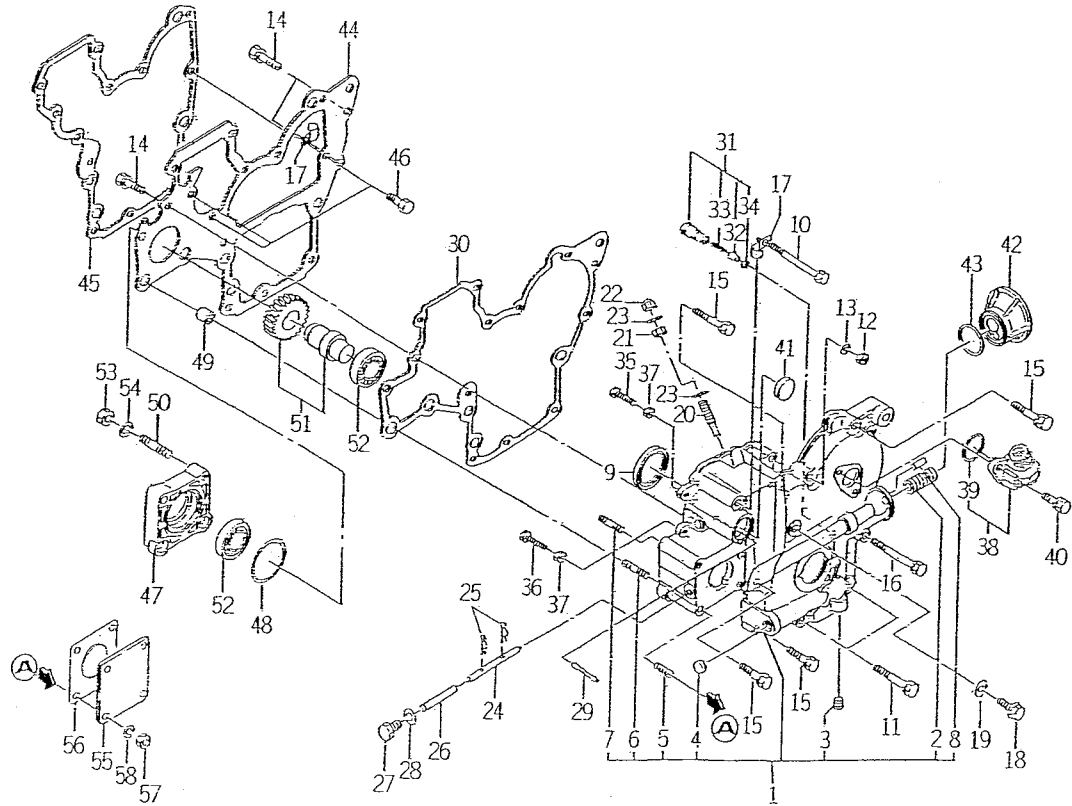
FIG. 9 TIMING GEAR CASE



6003-240H

KEY	PART CODE	DESCRIPTION	QTY	TYPE OF MODEL		I T C	C O L	G R P	REMARKS
				E393G01					
1	6211 - 310 - 021 - 00	GEARCASE ASSY	1	*					
2	6213 - 319 - 004 - 00	CONNECTOR/OILFILTER	1	*					
3	6509 - 605 - 019 - 10	PLUG	1	*					
4	6209 - 610 - 002 - 10	CUP/SEALING/16	1	*					
5	6904 - 110 - 822 - 00	STUD	4	*					
6	6904 - 110 - 855 - 00	STUD	2	*					
7	6904 - 110 - 850 - 00	STUD	1	*					
8	6908 - 160 - 510 - 00	PIN	1	*					
9	6209 - 625 - 002 - 00	SEAL,OIL	1	*					
10	6209 - 030 - 005 - 00	BOLT/M8X85	1	*					
11	6509 - 000 - 084 - 00	BOLT/L = 55	2	*					
12	6909 - 110 - 508 - 00	NUT/M8	1	*					
13	6909 - 150 - 508 - 00	WASHER	1	*					
14	V211 - 560 - 802 - 00	BOLT/M8X20	3	*					
15	6901 - 910 - 845 - 00	BOLT,SEMS/M8X45	5	*					
16	6209 - 030 - 006 - 00	BOLT/M8X75	1	*					
17	1425 - 621 - 004 - 00	CLAMP,HARNESS	2	*					
18	6209 - 046 - 001 - 00	BOLT/M8X30	1	*					
19	6209 - 500 - 003 - 00	WASHER/08X14X01	1	*					
20	6215 - 546 - 003 - 00	STOPPER/FULLLOAD	1	*					
21	6209 - 409 - 001 - 00	NUT/M8	1	*					
22	V341 - 120 - 008 - 00	NUT,CAP/M 8	1	*					
23	6209 - 920 - 002 - 00	PACKING	2	*					
24	6215 - 542 - 004 - 20	PIN/ARM	1	*					
25	P117 - 303 - 003 - 00	PIN/SNAP	2	*					

FIG. 9 TIMING GEAR CASE

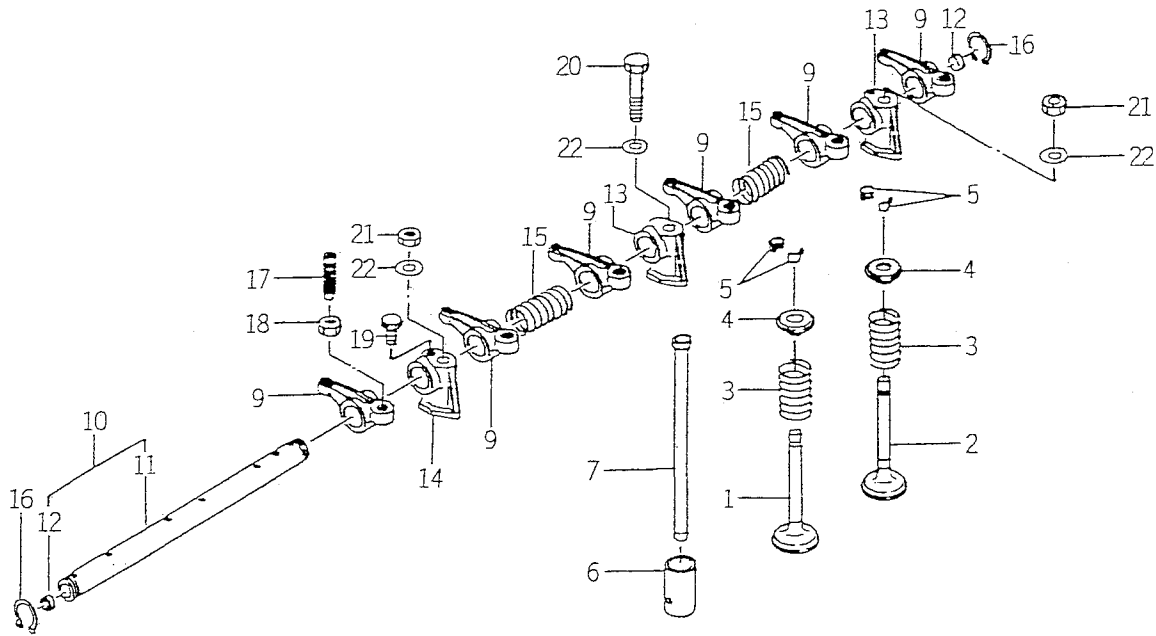


6003-240H

KEY	PART CODE	DESCRIPTION	QTY	TYPE OF MODEL		I T C	C O L	G R P	REMARKS
				E393G01					
26	6215 - 542 - 005 - 00	PIN	1	*					
27	6909 - 202 - 308 - 00	PLUG	1	*					
28	6209 - 500 - 003 - 00	WASHER/08X14X01	1	*					
29	6209 - 740 - 001 - 00	PIN,GROOVE	1	*					
30	6211 - 312 - 003 - 10	GASKET,GEAR CASE	1	*					
31	6213 - 160 - 002 - 00	VALVE/RELIEF ASSY	1	*					
32	6213 - 161 - 001 - 00	PISTON/RELIEF VALVE	1	*					
33	6213 - 164 - 001 - 00	SPRING/RELIEF VALVE	1	*					
34	V705 - 140 - 012 - 00	RING,SNAP/12 C	1	*					
35	6209 - 050 - 001 - 00	BOLT/M6	1	*					
36	6209 - 050 - 002 - 00	BOLT/M6	1	*					
37	6909 - 110 - 406 - 00	NUT	2	*					
38	6219 - 310 - 003 - 10	DRIVE/TACHOMETE ASSY	1	*					
39	V723 - 102 - 002 - 40	RING/O	1	*					
40	6901 - 910 - 616 - 00	BOLT,SEMS/M6X16	2	*					
41	3625 - 540 - 004 - 00	CAP,BLANK/30	1	*					
42	6213 - 211 - 001 - 10	SPACER,OIL FILTER	1	*					
43	V723 - 102 - 003 - 60	O - RING	1	*					
44	6211 - 311 - 011 - 00	PLATE FRONT	1	*					
45	6211 - 312 - 002 - 20	GASKET/PLATE	1	*					
46	6902 - 050 - 816 - 00	BOLT	3	*					
47	6211 - 319 - 003 - 00	SPACER	1	*					
48	V723 - 102 - 005 - 00	O - RING 1A S50	1	*					
49	6209 - 749 - 001 - 20	PIN/TUBE	2	*					
50	6904 - 110 - 822 - 00	STUD	1	*					

FIG. 11 VALVE

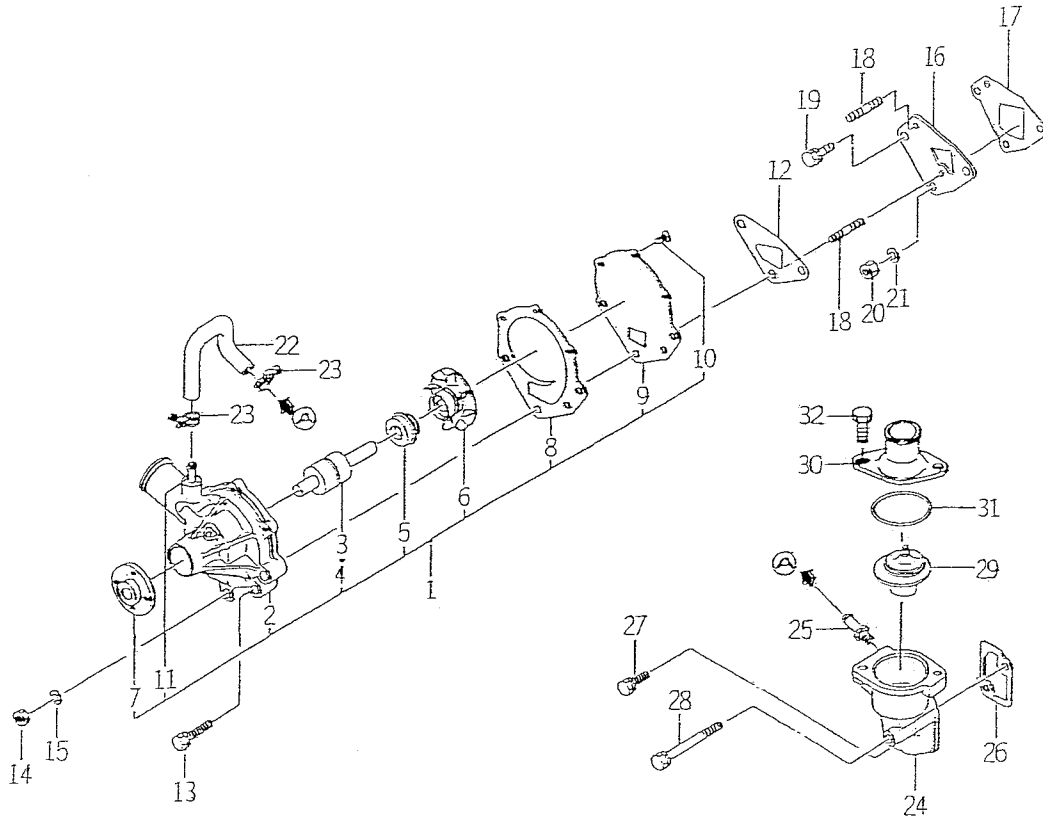
8 { 9
5
19



6005-301

KEY	PART CODE	DESCRIPTION	QTY	TYPE OF MODEL		I T C	C O L	G R P	REMARKS
				E393G01					
1	6212 - 551 - 001 - 00	VALVE,INTAKE	3	*					
2	6212 - 552 - 001 - 00	VALVE,EXHAUST	3	*					
3	6212 - 561 - 001 - 00	SPRING,VALVE	6	*					
4	6212 - 563 - 001 - 00	SEAT,VALVE SPRING	6	*					
5	6212 - 565 - 001 - 00	CUTTER,VALVE	12	*					
6	6212 - 571 - 003 - 00	TAPPET	6	*					
7	6212 - 575 - 001 - 00	ROD,PUSH	6	*					
8	6212 - 600 - 002 - 00	SHAFT,ROCKER ASSY	1	*					
9	6212 - 611 - 004 - 10	ROCKERARM	6	*					
10	6212 - 620 - 001 - 10	SHAFT,ROCKER ARM ASSY	1	*					
11	6212 - 621 - 002 - 10	SHAFT/ROCKERARM	1	*					
12	6212 - 626 - 002 - 10	PLUG	2	*					
13	6212 - 628 - 004 - 00	BRACKET ROCKER SHAFT	2	*					
14	6212 - 628 - 005 - 00	BRACKET,ROCKER SHAFT	1	*					
15	6209 - 940 - 004 - 00	SPRING	2	*					
16	V704 - 140 - 016 - 00	RING,SNAP/16 C	2	*					
17	6212 - 616 - 002 - 00	SCREW ADJUST	6	*					
18	6209 - 409 - 003 - 00	NUT	6	*					
19	6209 - 000 - 002 - 00	BOLT	1	*					
20	6901 - 050 - 850 - 00	BOLT/M8X45	1	*					
21	6909 - 110 - 508 - 00	NUT/M8	2	*					
22	6209 - 500 - 005 - 00	WASHER/08X15.5X1.6	3	*					

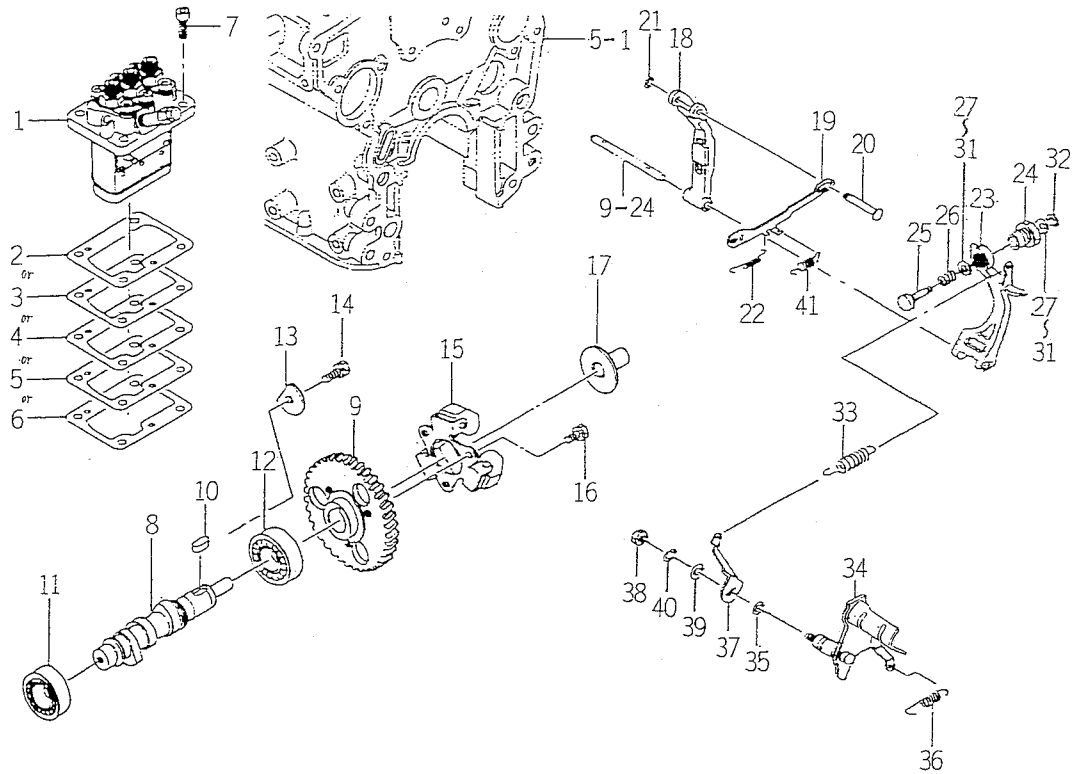
FIG. 17 WATER PUMP



6093-420B

KEY	PART CODE	DESCRIPTION	QTY	TYPE OF MODEL		I T C	C O L	G R P	REMARKS
				E393601					
1	6213 - 610 - 005 - 40	WATERPUMP ASSY	1	*					
2	6213 - 611 - 003 - 20	BODY/WATERPUMP	1	*					
3	6213 - 631 - 002 - 00	BEARING/WATER PUMP	1	*					
4	6213 - 631 - 005 - 00	BEARING/WATERPUMP	1	*					
5	6213 - 622 - 002 - 10	SEAL SET/WATER PUMP	1	*					
6	6213 - 621 - 003 - 00	ROTOR/WATERPUMP	1	*					
7	6213 - 642 - 002 - 00	SEAL/WATER PUMPPULLE	1	*					
8	6213 - 613 - 002 - 10	GASKET	1	*					
9	6213 - 612 - 004 - 00	PLATE/WATER PUMP	1	*					
10	6213 - 619 - 003 - 00	SCREW/WATER PUMP	3	*					
11	6213 - 619 - 002 - 00	PIPE/WATER PUMP	2	*					
12	6213 - 614 - 003 - 10	GASKET/WATER PUMP	1	*					
13	6901 - 910 - 845 - 00	BOLT,SEMS/M8X45	1	*					
14	6909 - 110 - 508 - 00	NUT/M8	2	*					
15	6909 - 150 - 508 - 00	WASHER	2	*					
16	6213 - 619 - 005 - 00	SPACER,WATER PUMP	1	*					
17	6213 - 614 - 006 - 10	GASKET/SPACER	1	*					
18	6209 - 300 - 002 - 00	STUD	2	*					
19	V211 - 560 - 802 - 00	BOLT/M8X20	1	*					
20	6909 - 110 - 508 - 00	NUT/M8	1	*					
21	6909 - 150 - 508 - 00	WASHER	1	*					
22	6213 - 729 - 013 - 10	HOSE/RUBBER	1	*					
23	J061 - 210 - 015 - 00	CLAMP/WIRE/10 - 15	2	*					
24	6213 - 716 - 001 - 40	HOUSING/THERMOSTAT	1	*					
25	6213 - 721 - 003 - 00	PIPE,PUMP HOUSING	1	*					

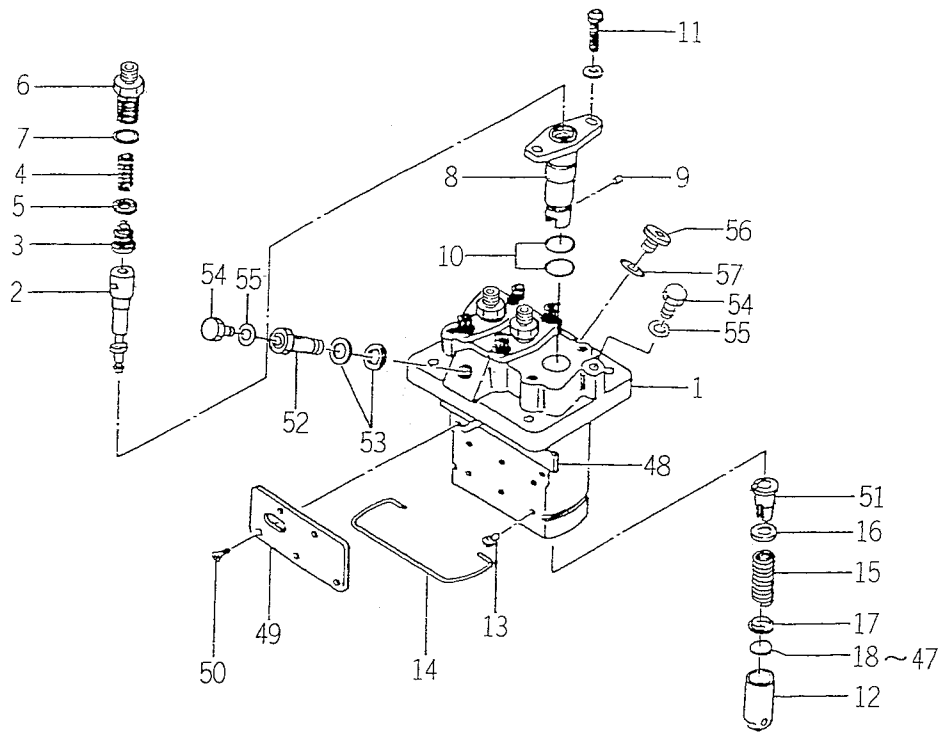
FIG. 20 INJECTION PUMP



6003-510K

KEY	PART CODE	DESCRIPTION	QTY	TYPE OF MODEL		I T C	C O L	G R P	REMARKS
				E393601					
1	6215 - 600 - 109 - 10	INJECTIONPUMP ASSY	1	*					FIG 025
2	6219 - 752 - 001 - 00	SHIM,INJECTION PUMP	1	*					
3	6219 - 752 - 002 - 00	SHIM,INJECTION PUMP	1	*					
4	6219 - 752 - 003 - 00	SHIM,INJECTION PUMP	1	*					
5	6219 - 752 - 004 - 00	SHIM,INJECTION PUMP	1	*					
6	6219 - 752 - 005 - 00	SHIM,INJECTION PUMP	1	*					
7	6209 - 056 - 001 - 00	BOLT/M6X18	4	*					
8	6215 - 621 - 001 - 30	CAMSHAFT/INJPUMP	1	*					
9	6212 - 524 - 002 - 00	GEAR,INJ PUMP	1	*					
10	6908 - 000 - 716 - 00	KEY	1	*					
11	V600 - 110 - 620 - 30	BEARING,RB/6203	1	*					
12	V600 - 110 - 600 - 40	BEARING,RB/6004	1	*					
13	6212 - 535 - 002 - 00	PLATE,THRUST INJPUMP	1	*					
14	6901 - 910 - 612 - 00	BOLT,SEMS/M6X12	1	*					
15	6215 - 520 - 001 - 00	FLYWEIGHT	1	*					
16	6209 - 030 - 043 - 00	BOLT/M6X10	3	*					
17	6215 - 526 - 001 - 10	PIECE,THRUST	1	*					
18	6215 - 541 - 001 - 00	ARM,FLOATING	1	*					
19	6215 - 543 - 001 - 10	LINK,CONTROL	1	*					
20	6215 - 542 - 006 - 00	PIN,CONTROL	1	*					
21	V710 - 140 - 004 - 00	RING,SNAP/ 4 E	1	*					
22	6215 - 549 - 003 - 00	SPRING,SETTING	1	*					
23	6215 - 541 - 016 - 30	ARM/TENSION	1	*					
24	6215 - 549 - 028 - 10	CASE/ADAPTER	1	*					
25	6215 - 549 - 027 - 10	PIN/ADAPTER	1	*					

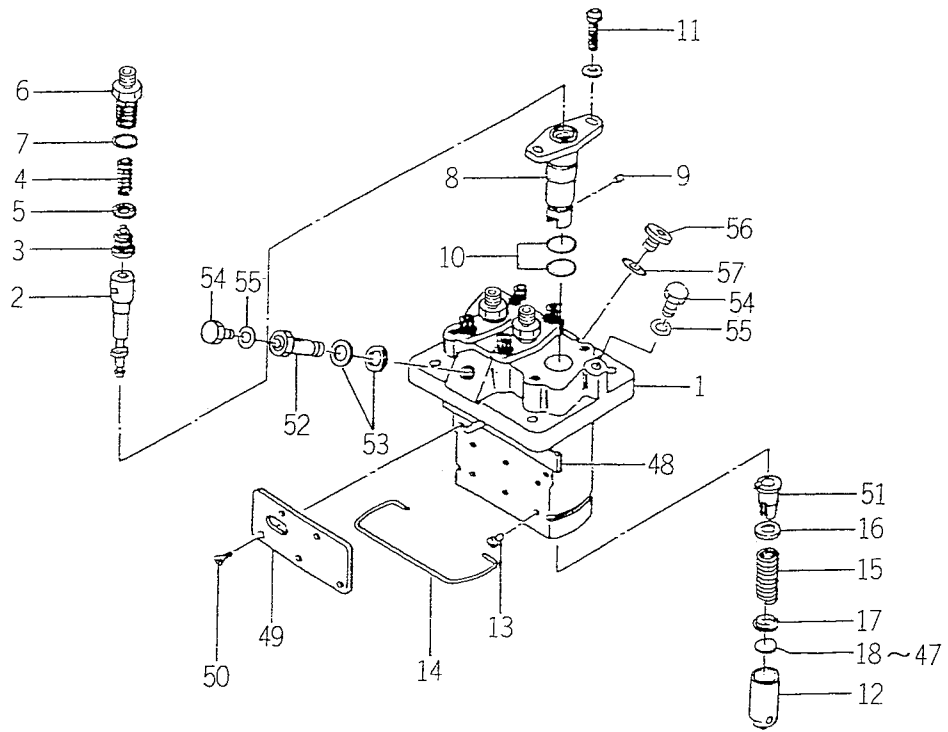
FIG. 25 COMPONENT PARTS FOR 6215 - 600 - 109 - 10 ON Fig.20



6215-6001

KEY	PART CODE	DESCRIPTION	QTY	TYPE OF MODEL		I T C	C O L	G R P	REMARKS
				E393G01					
1	6215 - 611 - 002 - 00	HOUSING,PUMP	1	*					
2	6215 - 631 - 017 - 00	PLUNGER ASSY	3	*					
3	6215 - 641 - 007 - 00	DELIVERYVALVE	3	*					
4	6215 - 643 - 002 - 00	SPRING DELIVERY VALV	3	*					
5	6215 - 649 - 003 - 00	GASKET	3	*					
6	6215 - 644 - 002 - 00	HOLDER DELIVERY VALV	3	*					
7	6215 - 649 - 004 - 00	O - RING	3	*					
8	6215 - 635 - 002 - 00	SLEEVE,FRANGE	3	*					
9	6215 - 649 - 005 - 00	PIN	3	*					
10	6215 - 649 - 006 - 00	O - RING	6	*					
11	6215 - 649 - 007 - 00	SCREW	6	*					
12	6215 - 622 - 002 - 00	TAPPET	3	*					
13	6215 - 629 - 017 - 00	PIN	3	*					
14	6215 - 629 - 018 - 00	RING,SNAP	1	*					
15	6215 - 634 - 002 - 00	SPRING,PLUNGER	3	*					
16	6215 - 639 - 006 - 00	SEAT,SPRING	3	*					
17	6215 - 639 - 007 - 00	SEAT,SPRING	3	*					
18	6215 - 629 - 020 - 00	PLATE/T = 1.80	3	*					
19	6215 - 629 - 021 - 00	PLATE/T = 1.85	3	*					
20	6215 - 629 - 022 - 00	PLATE/T = 1.90	3	*					
21	6215 - 629 - 023 - 00	PLATE/T = 1.95	3	*					
22	6215 - 629 - 024 - 00	PLATE/T = 2.00	3	*					
23	6215 - 629 - 025 - 00	PLATE/T = 2.05	3	*					
24	6215 - 629 - 026 - 00	PLATE/T = 2.10	3	*					
25	6215 - 629 - 027 - 00	PLATE/T = 2.15	3	*					

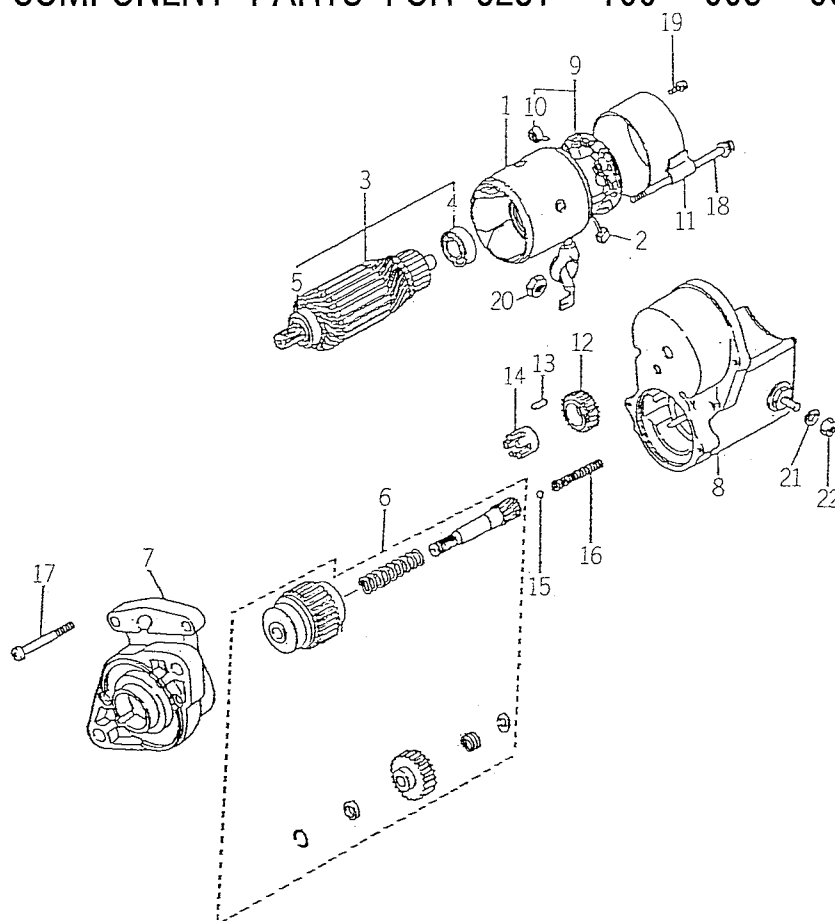
FIG. 25 COMPONENT PARTS FOR 6215 - 600 - 109 - 10 ON Fig.20



6215-6001

KEY	PART CODE	DESCRIPTION	QTY	TYPE OF MODEL		I T C	C O L	G R P	REMARKS
				E393G01					
26	6215 - 629 - 028 - 00	PLATE/T = 2.20	3	*					
27	6215 - 629 - 029 - 00	PLATE/T = 2.25	3	*					
28	6215 - 629 - 030 - 00	PLATE/T = 2.30	3	*					
29	6215 - 629 - 031 - 00	PLATE/T = 2.35	3	*					
30	6215 - 629 - 032 - 00	PLATE/T = 2.40	3	*					
31	6215 - 629 - 033 - 00	PLATE/T = 2.45	3	*					
32	6215 - 629 - 034 - 00	PLATE/T = 2.50	3	*					
33	6215 - 629 - 068 - 00	PLATE/T = 1.825	3	*					
34	6215 - 629 - 069 - 00	PLATE/T = 1.875	3	*					
35	6215 - 629 - 070 - 00	PLATE/T = 1.925	3	*					
36	6215 - 629 - 071 - 00	PLATE/T = 1.975	3	*					
37	6215 - 629 - 072 - 00	PLATE/T = 2.025	3	*					
38	6215 - 629 - 073 - 00	PLATE/T = 2.075	3	*					
39	6215 - 629 - 074 - 00	PLATE/T = 2.125	3	*					
40	6215 - 629 - 075 - 00	PLATE/T = 2.175	3	*					
41	6215 - 629 - 076 - 00	PLATE/T = 2.225	3	*					
42	6215 - 629 - 077 - 00	PLATE/T = 2.275	3	*					
43	6215 - 629 - 078 - 00	PLATE/T = 2.325	3	*					
44	6215 - 629 - 079 - 00	PLATE/T = 2.375	3	*					
45	6215 - 629 - 080 - 00	PLATE/T = 2.425	3	*					
46	6215 - 629 - 081 - 00	PLATE/T = 2.475	3	*					
47	6215 - 629 - 082 - 00	PLATE/T = 2.525	3	*					
48	6215 - 637 - 002 - 00	ROD,CONTROL	1	*					
49	6215 - 612 - 002 - 00	PLATE	1	*					
50	6215 - 619 - 012 - 00	SCREW	4	*					

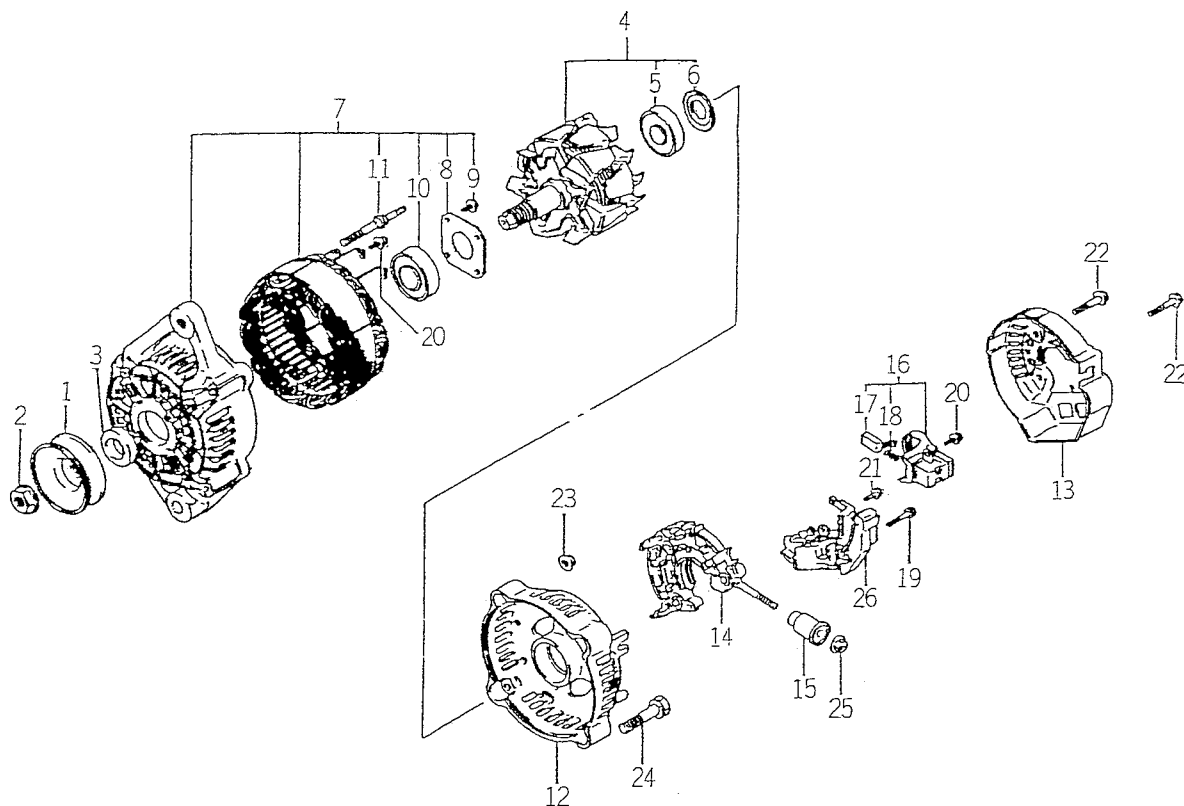
FIG. 26 COMPONENT PARTS FOR 6281 - 100 - 005 - 00 ON Fig.22



6281-1000

KEY	PART CODE	DESCRIPTION	QTY	TYPE OF MODEL		I T C	C O L	G R P	REMARKS
				E393G01					
1	6281 - 111 - 002 - 00	YOKE/STARTER	1	*					
2	6281 - 116 - 002 - 00	STARTER KIT	2	*					
3	6281 - 121 - 003 - 00	ARMATURE	1	*					
4	6281 - 129 - 010 - 00	BEARING,BALL	1	*					
5	6281 - 129 - 011 - 00	BEARING,BALL	1	*					
6	6281 - 124 - 001 - 00	STARTER KIT	1	*					
7	6281 - 129 - 020 - 00	HOUSING,STARTER ASSY	1	*					
8	6281 - 151 - 005 - 00	SWITCH,STARTER ASSY	1	*					
9	6281 - 118 - 002 - 00	HOLDER BRUSH ASSY	1	*					
10	6581 - 117 - 007 - 00	SPRING,BRUSH	4	*					
11	6281 - 115 - 005 - 00	FRAME,STARTER END	1	*					
12	6581 - 123 - 011 - 00	PINION,STARTER	1	*					
13	6581 - 129 - 099 - 00	RORA	5	*					
14	6581 - 129 - 100 - 00	RETAINER	1	*					
15	6581 - 129 - 092 - 00	BALL	1	*					
16	6581 - 129 - 096 - 00	SPRING	1	*					
17	6281 - 129 - 006 - 00	SCREW	2	*					
18	6281 - 129 - 008 - 00	BOLT/WS	2	*					
19	6281 - 129 - 009 - 00	SCREW/WS	2	*					
20	6909 - 111 - 508 - 00	NUT	1	*					
21	6909 - 150 - 508 - 00	WASHER	1	*					
22	6909 - 110 - 408 - 00	NUT/M8	1	*					

FIG. 27 COMPONENT PARTS FOR 6281 - 200 - 005 - 00 ON Fig.22

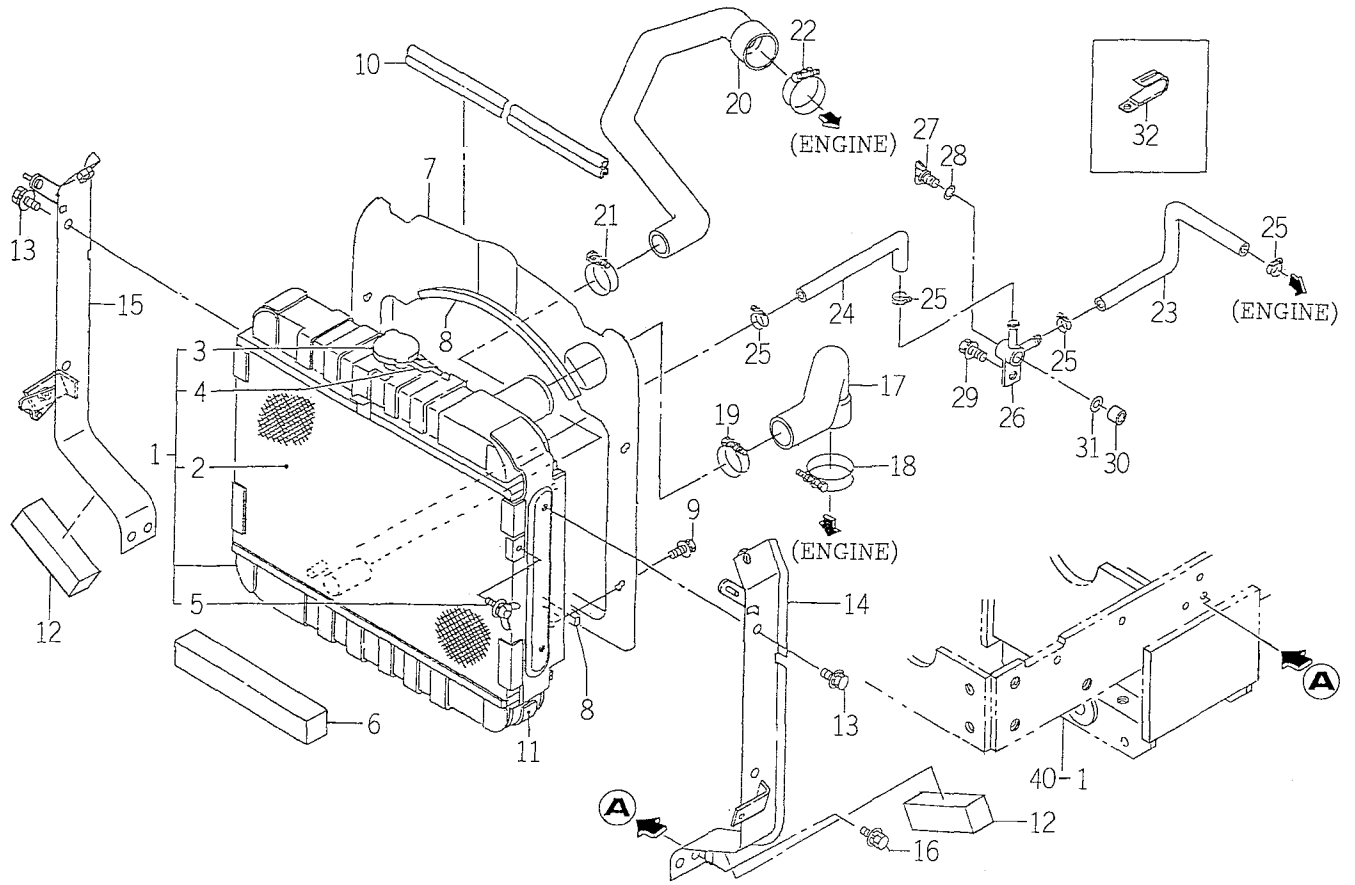


6281-2000

KEY	PART CODE	DESCRIPTION	QTY	TYPE OF MODEL		I T C	C O L	G R P	REMARKS
				E393601					
1	6281 - 222 - 004 - 00	PULLEY	1	*					
2	6281 - 229 - 002 - 00	NUT	1	*					
3	6281 - 229 - 003 - 00	COLLOR	1	*					
4	6281 - 221 - 001 - 00	ROTOR ASSY	1	*					
5	6281 - 229 - 005 - 00	BEARING	1	*					
6	6281 - 229 - 004 - 00	COVER,BEARING	1	*					
7	6281 - 213 - 006 - 00	FRAME ASSY	1	*					
8	6281 - 229 - 006 - 00	PLATE	1	*					
9	6281 - 229 - 007 - 00	BOLT	4	*					
10	6281 - 229 - 009 - 00	BEARING	1	*					
11	6281 - 229 - 008 - 00	BOLT	2	*					
12	6281 - 214 - 003 - 00	FRAME	1	*					
13	6281 - 214 - 004 - 00	COVER	1	*					
14	6281 - 229 - 029 - 00	HOLDER ASSY	1	*					
15	6281 - 229 - 011 - 00	BUSH	1	*					
16	6281 - 217 - 001 - 00	HOLDER,BRUSH ASSY	1	*					
17	6281 - 215 - 001 - 00	BRUSH	2	*					
18	6281 - 216 - 001 - 00	SPRING	2	*					
19	6281 - 229 - 012 - 00	BOLT	2	*					
20	6281 - 229 - 013 - 00	BOLT	6	*					
21	6281 - 229 - 014 - 00	BOLT	1	*					
22	6281 - 229 - 015 - 00	BOLT	3	*					
23	6281 - 229 - 016 - 00	NUT	2	*					
24	6281 - 229 - 017 - 00	BOLT	2	*					
25	6281 - 229 - 018 - 00	NUT	1	*					

CHASSIS

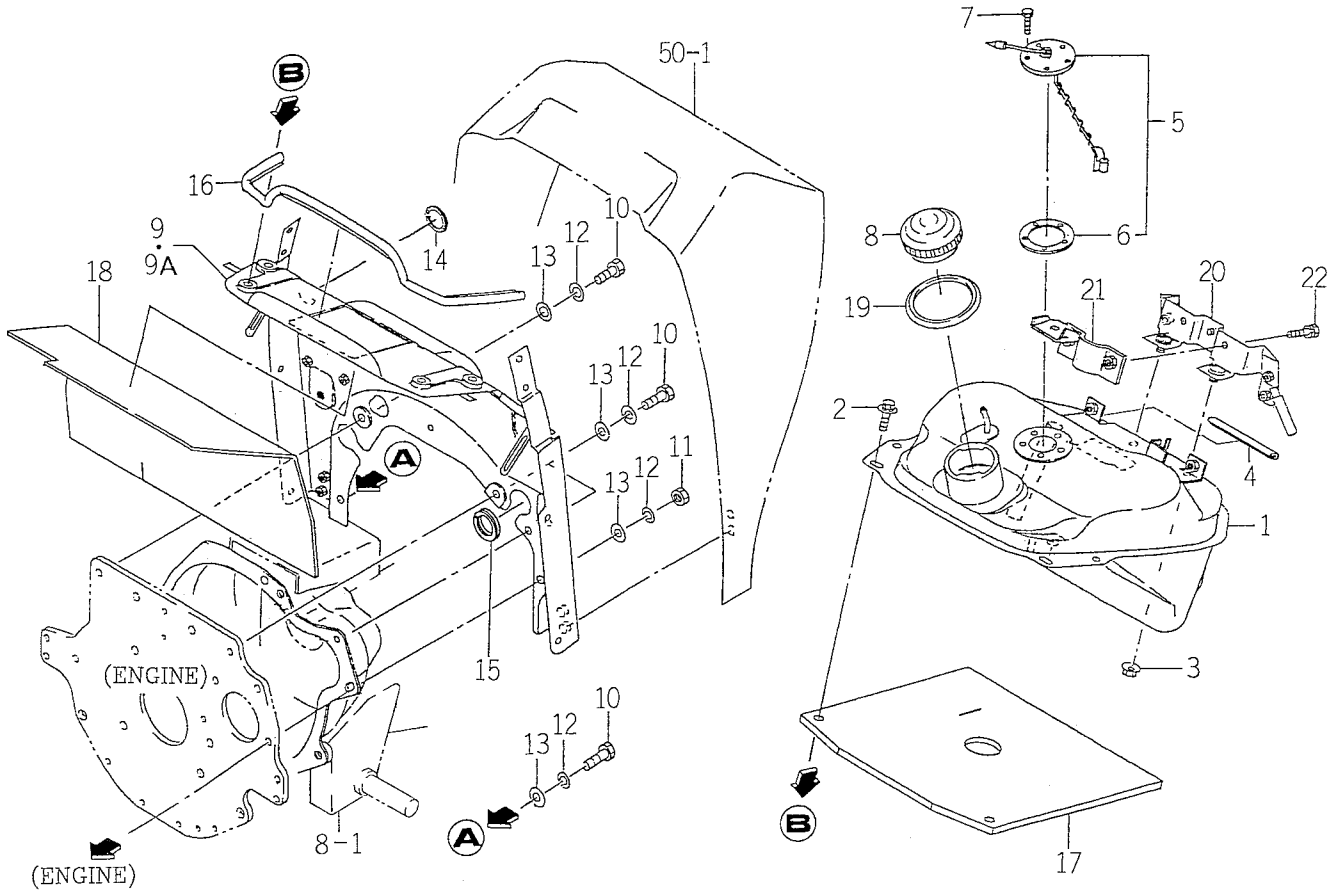
FIG. 1 RADIATOR SYSTEM



1683-102

KEY	PART CODE	DESCRIPTION	QTY	TYPE OF MODEL		I T C	C O L	G R P	REMARKS
				TMG18					
1	1675 - 102 - 200 - 00	RADIATOR ASSY	1	*					
2	1637 - 102 - 202 - 00	NET/WIRE COMP	1	*					
3	1614 - 102 - 213 - 00	CAP	1	*					
4	1614 - 102 - 214 - 00	HOSE	1	*					
5	V273 - 360 - 601 - 20	BOLT/WING/SP	1	*					
6	1682 - 102 - 003 - 00	INSULATOR/15X20X420	1	*					
7	1683 - 102 - 002 - 00	SHROUD	1	*					
8	1675 - 102 - 002 - 00	INSULATOR	2	*					
9	V210 - 360 - 601 - 20	BOLT,SEMS	4	*					
10	1612 - 111 - 001 - 00	INSULATOR	1	*					
11	1612 - 102 - 005 - 00	INSULATOR	1	*					
12	1672 - 102 - 004 - 00	INSULATOR	2	*					
13	V211 - 360 - 801 - 60	BOLT,SEMS (SP)	4	*					
14	1683 - 102 - 200 - 20	PLATE/LH COMP	1	*					
15	1683 - 102 - 210 - 20	PLATE/RH COMP	1	*					
16	V211 - 360 - 801 - 60	BOLT,SEMS (SP)	4	*					
17	1675 - 102 - 004 - 00	HOSE/RADIATOR/INLET	1	*					
18	J061 - 236 - 044 - 00	CLAMP/WIRE/36 - 44	1	*					
19	J061 - 230 - 038 - 00	CLAMP/WIRE/30 - 38	1	*					
20	1675 - 102 - 006 - 00	HOSE/RADIATOR/OUTLET	1	*					
21	J061 - 224 - 032 - 00	CLAMP/WIRE/24 - 32	1	*					
22	J061 - 236 - 044 - 00	CLAMP/WIRE/36 - 44	1	*					
23	1682 - 102 - 004 - 00	HOSE/250	1	*					
24	1593 - 102 - 004 - 20	HOSE/210	1	*					
25	J061 - 210 - 015 - 00	CLAMP/WIRE/10 - 15	4	*					

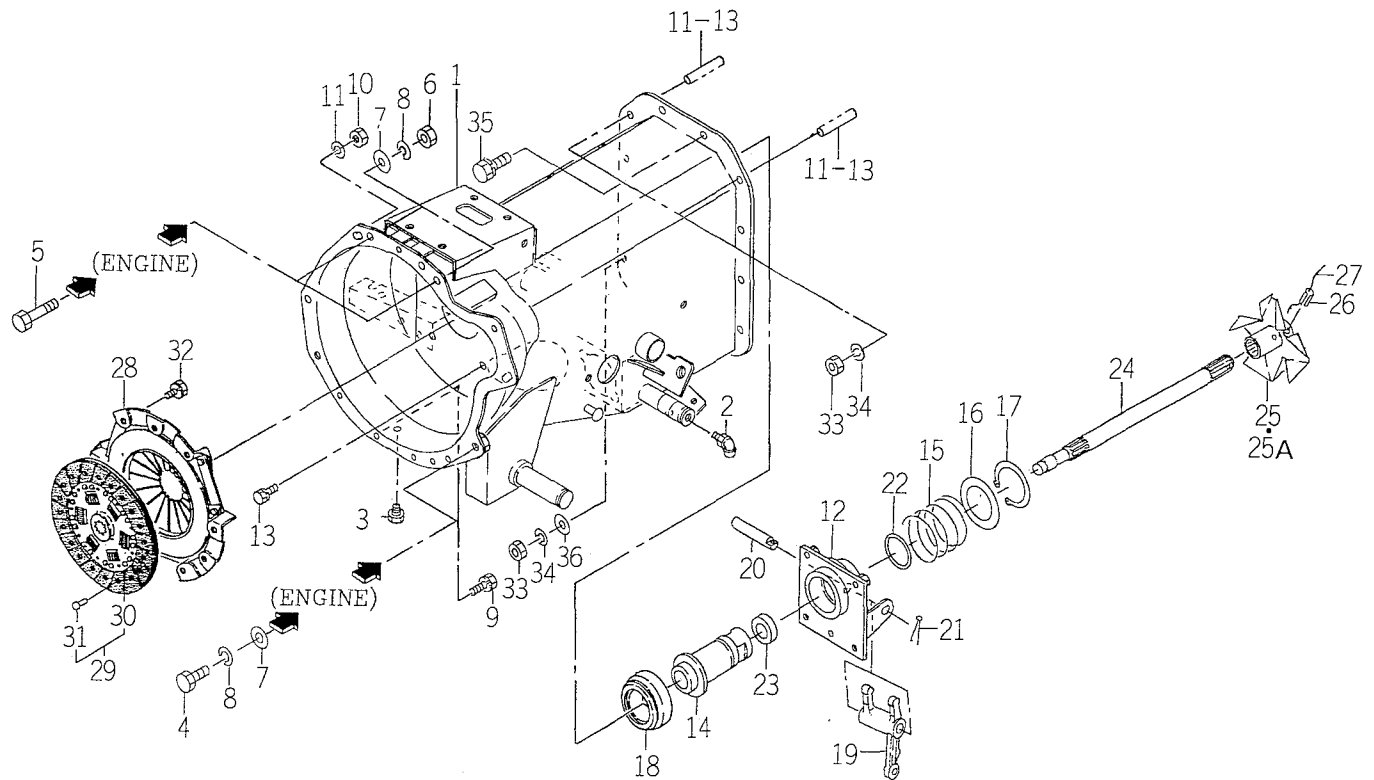
FIG. 5 FUEL TANK SYSTEM



1682-111

KEY	PART CODE	DESCRIPTION	QTY	TYPE OF MODEL		I T C	C O L	G R P	REMARKS
				TMG18					
1	1672 - 111 - 200 - 00	TANK/FUEL COMP	1	*					
2	V211 - 360 - 801 - 60	BOLT,SEMS (SP)	2	*					
3	V363 - 260 - 008 - 00	NUT,LOCK/M8	2	*					
4	1672 - 111 - 002 - 00	PAD/120	1	*					
5	1672 - 111 - 210 - 10	GAUGE/FUEL ASSY	1	*					
6	1416 - 621 - 037 - 00	PACKING/RUBBER	1	*					
7	V200 - 260 - 501 - 0B	BOLT/SEAL	5	*					
8	1682 - 111 - 300 - 00	CAP/FUEL ASSY	1	*					
9	1682 - 111 - 210 - 00	BRACKET/TANK COMP	1	1- -200					
9A	1682 - 111 - 210 - 10	BRACKET/TANK COMP	1	201-		1			
10	V203 - 361 - 002 - 00	BOLT/M10X1.25X20	4	*					
11	V334 - 460 - 010 - 00	NUT/M10 7T P = 1.25	1	*					
12	V401 - 160 - 010 - 00	WASHER,SP/M10	5	*					
13	V411 - 260 - 010 - 00	WASHER/M10	5	*					
14	1600 - 616 - 006 - 00	INSULATOR/75	1	*					
15	1612 - 690 - 001 - 00	INSULATOR/36	2	*					
16	1612 - 111 - 001 - 00	INSULATOR	1	*					
17	1612 - 111 - 002 - 10	INSULATOR	1	*					
18	1672 - 111 - 001 - 00	INSULATOR/TANK	1	*					
19	1560 - 111 - 003 - 20	COVER	1	*					
20	1612 - 111 - 230 - 10	BRACKET/TANK COMP	1	*					
21	1672 - 111 - 230 - 00	BRACKET/LEVER COMP	1	*					
22	V211 - 260 - 802 - 00	BOLT,SEMS (S)	2	*					

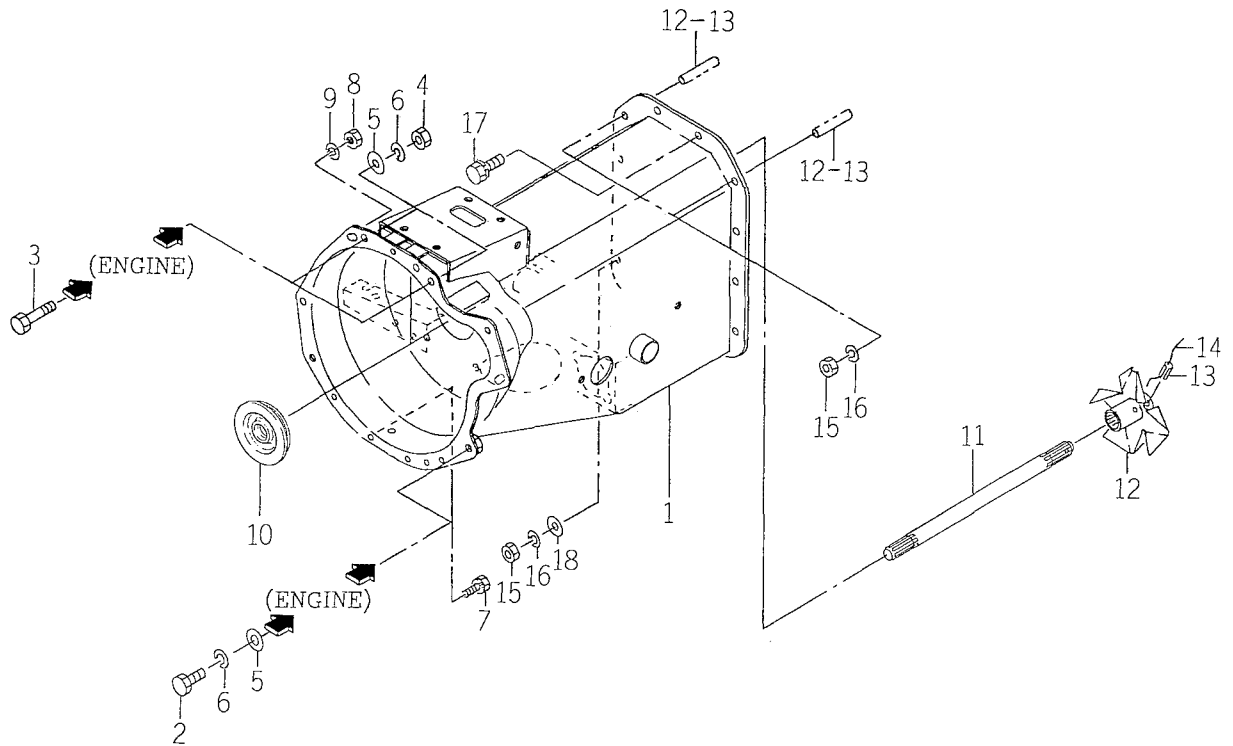
FIG. 8 CLUTCH SYSTEM (EXCEPT S TYPE)



1683-120

KEY	PART CODE	DESCRIPTION	QTY	TYPE OF MODEL		I T C	C O L	G R P	REMARKS
				TMG18					
1	1683 - 120 - 500 - 10	HOUSING/CLUTCH COMP	1	*					
2	V761 - 150 - 000 - 00	NIPPLE/GREASE	1	*					
3	1326 - 706 - 002 - 10	PLUG,DRAIN	1	*					
4	V201 - 361 - 202 - 50	BOLT/M12X25	2	*					
5	V201 - 361 - 204 - 00	BOLT/M12X40	2	*					
6	V304 - 460 - 012 - 00	NUT/M12	2	*					
7	V411 - 260 - 012 - 00	WASHER /M12	4	*					
8	V401 - 160 - 012 - 00	WASHER,SP/M12	4	*					
9	V211 - 260 - 801 - 60	BOLT,SEMS (S) M8X16	4	*					
10	V334 - 460 - 010 - 00	NUT/M10 7T P=1.25	2	*					
11	V401 - 160 - 010 - 00	WASHER,SP/M10	2	*					
12	1672 - 120 - 220 - 00	HOLDER/SLEEVE COMP	1	*					
13	V211 - 260 - 801 - 60	BOLT,SEMS (S) M8X16	4	*					
14	1672 - 120 - 002 - 10	SLEEVE	1	*					
15	1672 - 120 - 003 - 00	SPRING/HC64	1	*					
16	1672 - 120 - 004 - 00	WASHER/46X70X2	1	*					
17	V706 - 140 - 045 - 00	RING/SNAP	1	*					
18	1491 - 120 - 001 - 00	BEARING,CLUTCH RS	1	*					
19	1435 - 122 - 002 - 00	FORK/RELEASE	1	*					
20	1672 - 120 - 006 - 00	PIN/12X75	1	*					
21	V500 - 163 - 002 - 00	PIN,SPLIT/3 X20	1	*					
22	V721 - 103 - 104 - 50	O - RING/G45	1	*					
23	V744 - 120 - 350 - 70	SEAL,OIL/TC20357	1	*					
24	1683 - 120 - 051 - 00	SHAFT/INPUT	1	*					
25	1683 - 120 - 530 - 10	FAN/HST COMP	1	1- -115					

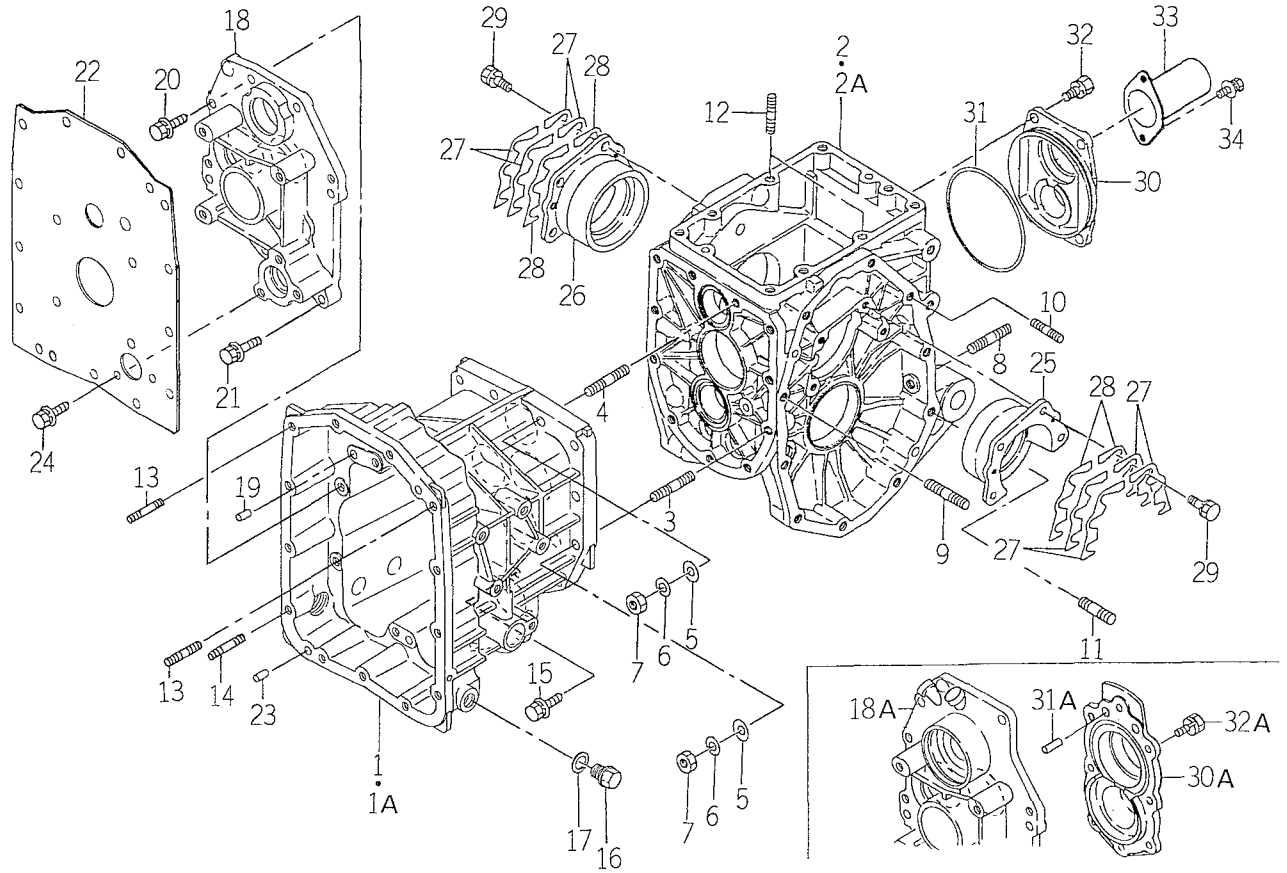
FIG. 9 CLUTCH SYSTEM (S TYPE)



1688-120A

KEY	PART CODE	DESCRIPTION	QTY	TYPE OF MODEL		I T C	C O L	G R P	REMARKS
				TMG18					
1	1688 - 120 - 500 - 10	HOUSING/CLUTCH COMP	1	*					
2	V201 - 361 - 202 - 50	BOLT/M12X25	2	*					
3	V201 - 361 - 204 - 00	BOLT/M12X40	2	*					
4	V304 - 460 - 012 - 00	NUT/M12	2	*					
5	V411 - 260 - 012 - 00	WASHER /M12	4	*					
6	V401 - 160 - 012 - 00	WASHER,SP/M12	4	*					
7	V211 - 260 - 801 - 60	BOLT,SEMS (S) M8X16	4	*					
8	V334 - 460 - 010 - 00	NUT/M10 7T P=1.25	2	*					
9	V401 - 160 - 010 - 00	WASHER,SP/M10	2	*					
10	1688 - 120 - 052 - 00	GROMMET/25X70X03	1	*					
11	1688 - 120 - 051 - 00	SHAFT/INPUT	1	*					
12	1683 - 120 - 530 - 20	FAN/HST COMP	1	*					
13	V580 - 140 - 603 - 20	PIN,SPRING/6 X32 W	2	*					
14		WIRE	2	*					
15	V304 - 460 - 010 - 00	NUT/M10	3	*					
16	V401 - 160 - 010 - 00	WASHER,SP/M10	3	*					
17	V211 - 561 - 003 - 50	BOLT/S	10	*					
18	V411 - 260 - 010 - 00	WASHER/M10	1	*					

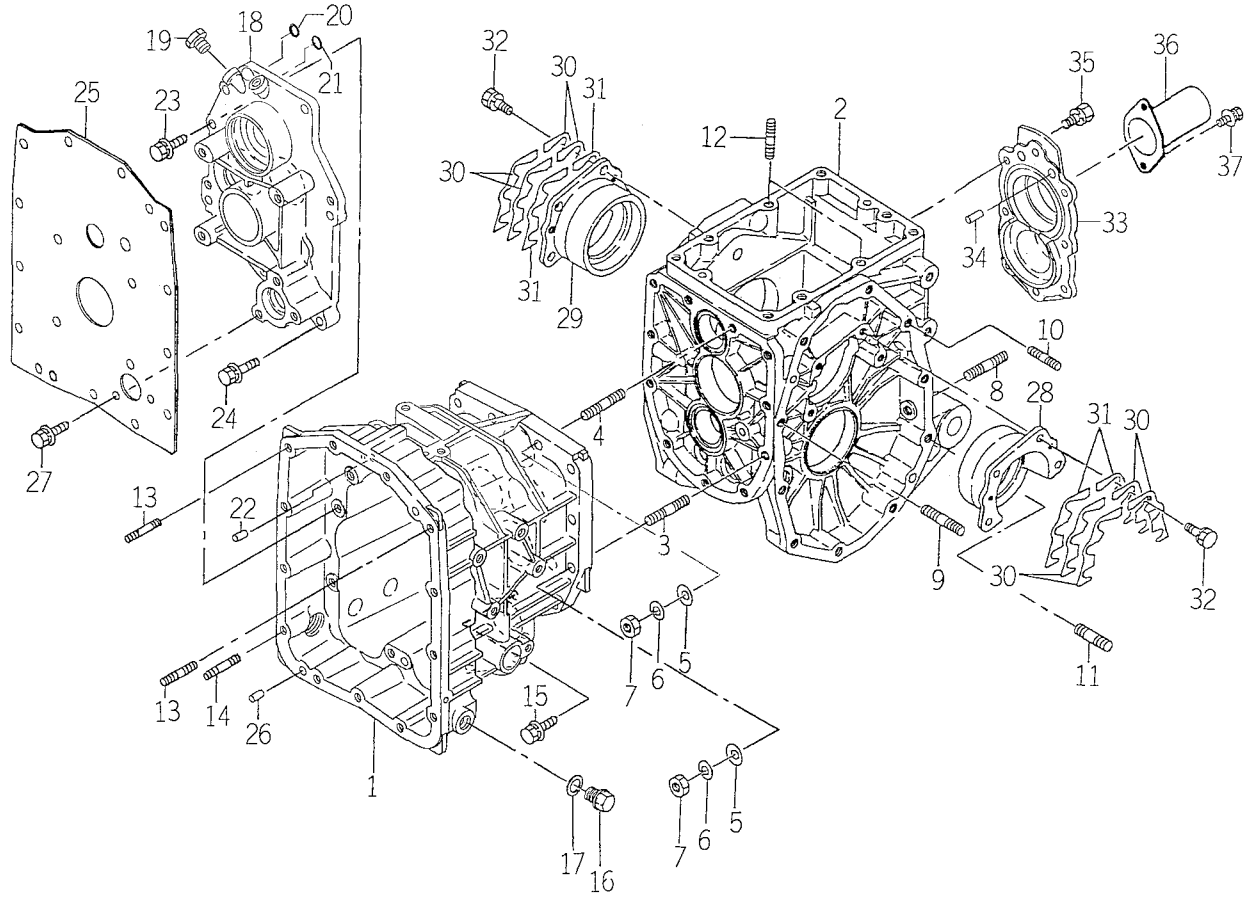
FIG. 11 TRANSMISSION CASE SYSTEM (EXCEPT S TYPE)



1683-201

KEY	PART CODE	DESCRIPTION	QTY	TYPE OF MODEL		I T C	C O L	G R P	REMARKS
				TMG18					
1	1683 - 201 - 051 - 00	CASE/TRANSMISSION/HS	1		1- -200				
1A	1683 - 201 - 051 - 10	CASE/TRANSMISSION/HS	1		201-		3		
2	1427 - 201 - 002 - 50	CASE/TRANSMISSION/RE	1		1- -200				
2A	1688 - 201 - 055 - 00	CASE/TRANSMISSION/RE	1		201-				
3	V252 - 341 - 003 - 50	BOLT/M10X35	8		*				
4	V251 - 341 - 003 - 5D	BOLT/STUD/SEAL	2		*				
5	V411 - 260 - 010 - 00	WASHER/M10	10		*				
6	V401 - 160 - 010 - 00	WASHER,SP/M10	10		*				
7	V304 - 260 - 010 - 00	NUT	10		*				
8	V251 - 261 - 202 - 5D	BOLT/STUD/SEAL	2		*				
9	V252 - 261 - 004 - 00	BOLT/STUD	2		*				
10	V252 - 261 - 005 - 50	BOLT/M10X55	2		*				
11	V252 - 341 - 204 - 50	BOLT/STUD	2		*				
12	V252 - 341 - 003 - 00	BOLT/STUD	2		*				
13	V252 - 341 - 002 - 00	BOLT/STUD	2		*				
14	V251 - 341 - 002 - 50	BOLT/STUD	1		*				
15	V211 - 661 - 005 - 00	BOLT/SP	1		*				
16	1427 - 201 - 007 - 00	PLUG,DRAIN	1		*				
17	1427 - 201 - 008 - 00	WASHER,SEAL/16	1		*				
18	1683 - 201 - 052 - 10	METAL/HST	1		1- -200				
18A	1683 - 201 - 052 - 20	METAL/HST	1		201-		3		
19	V523 - 101 - 002 - 40	PIN	2		*				
20	V211 - 661 - 003 - 50	BOLT/SP	6		*				
21	V211 - 661 - 004 - 00	BOLT/SP	1		*				
22	1683 - 201 - 053 - 10	PLATE/COVER	1		*				

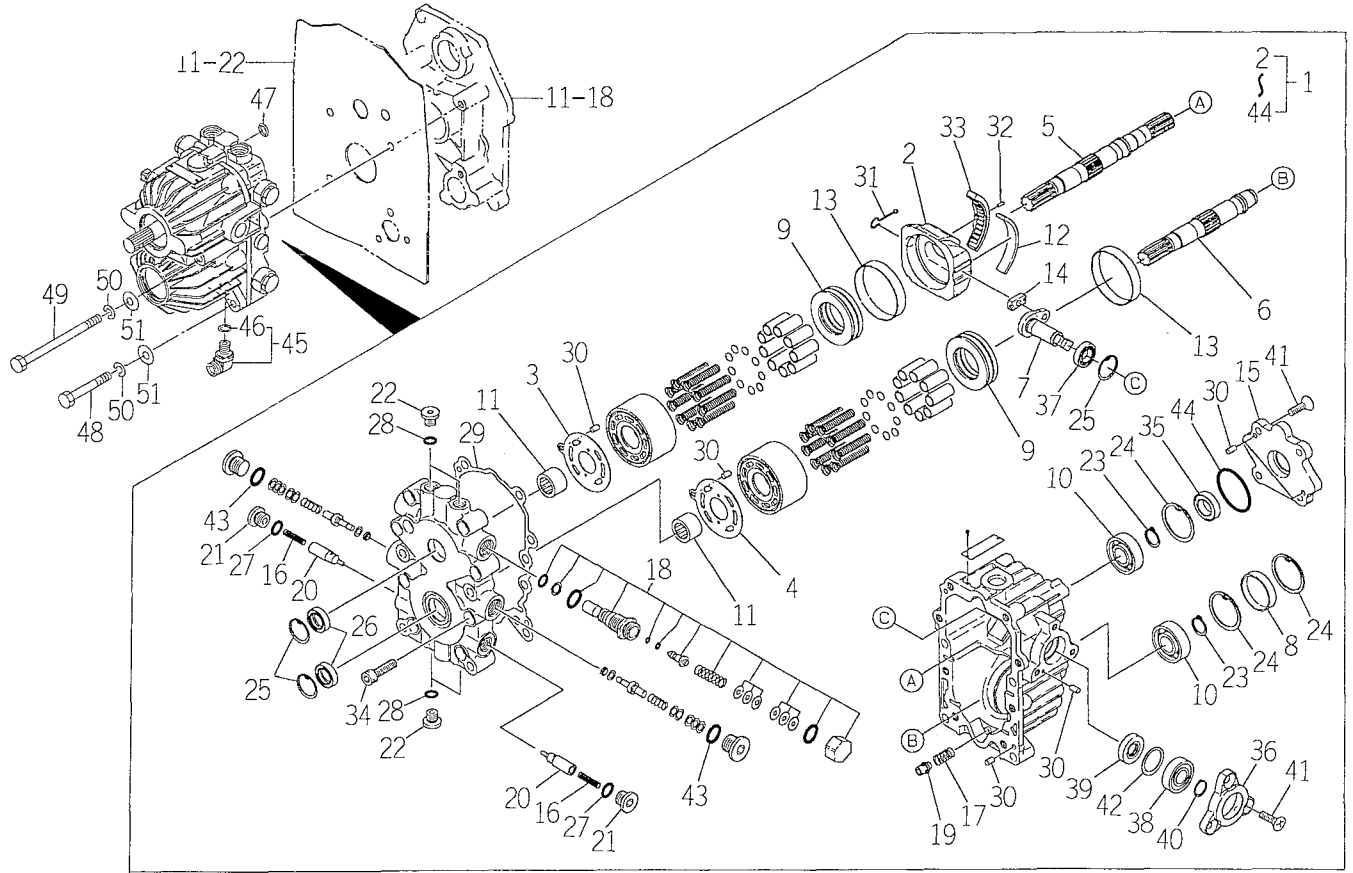
FIG. 12 TRANSMISSION CASE SYSTEM (S TYPE)



1688-201

KEY	PART CODE	DESCRIPTION	QTY	TYPE OF MODEL		I T C	C O L	G R P	REMARKS
				TMG18					
1	1688 - 201 - 051 - 10	CASE/TRANSMISSION/HS	1	*		1			
2	1688 - 201 - 055 - 00	CASE/TRANSMISSION/RE	1	*					
3	V252 - 341 - 003 - 50	BOLT/M10X35	8	*					
4	V251 - 341 - 003 - 5D	BOLT/STUD/SEAL	2	*					
5	V411 - 260 - 010 - 00	WASHER/M10	10	*					
6	V401 - 160 - 010 - 00	WASHER,SP/M10	10	*					
7	V304 - 260 - 010 - 00	NUT	10	*					
8	V251 - 261 - 202 - 5D	BOLT/STUD/SEAL	2	*					
9	V252 - 261 - 004 - 00	BOLT/STUD	2	*					
10	V252 - 261 - 005 - 50	BOLT/M10X55	2	*					
11	V252 - 341 - 204 - 50	BOLT/STUD	2	*					
12	V252 - 341 - 003 - 00	BOLT/STUD	2	*					
13	V252 - 341 - 002 - 00	BOLT/STUD	2	*					
14	V251 - 341 - 002 - 50	BOLT/STUD	1	*					
15	V211 - 661 - 005 - 00	BOLT/SP	1	*					
16	1427 - 201 - 007 - 00	PLUG,DRAIN	1	*					
17	1427 - 201 - 008 - 00	WASHER,SEAL/16	1	*					
18	1688 - 201 - 052 - 00	METAL/HST	1	*					
19	1326 - 706 - 002 - 10	PLUG,DRAIN	2	*					
20	V720 - 101 - 900 - 70	O - RING/P 7	1	*					
21	V720 - 101 - 900 - 50	O - RING/P 5	1	*					
22	V523 - 101 - 002 - 40	PIN	2	*					
23	V211 - 661 - 003 - 50	BOLT/SP	6	*					
24	V211 - 661 - 004 - 00	BOLT/SP	1	*					
25	1683 - 201 - 053 - 10	PLATE/COVER	1	*					

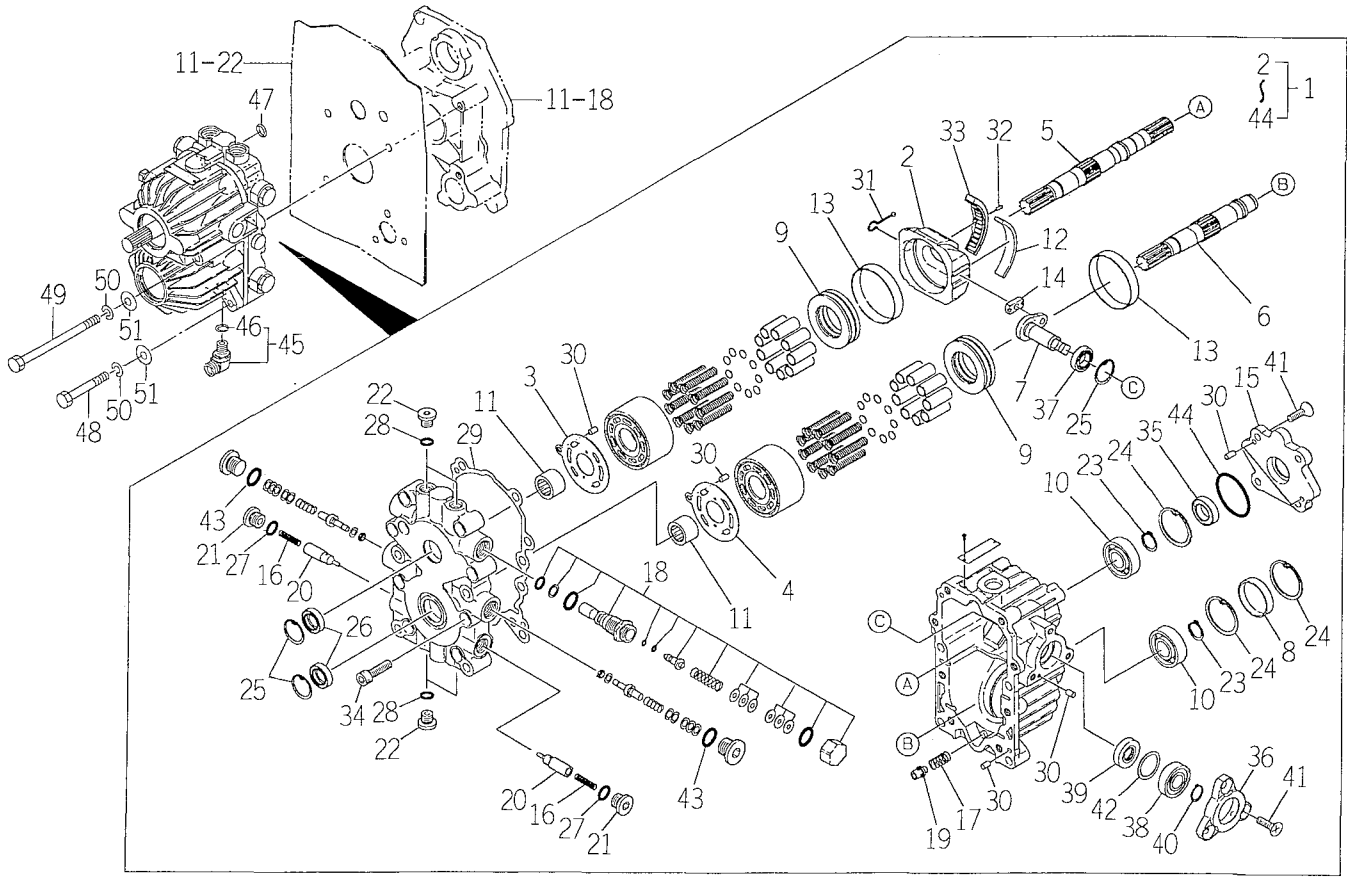
FIG. 13 HST SYSTEM



1683-202

KEY	PART CODE	DESCRIPTION	QTY	TYPE OF MODEL		I T C	C O L	G R P	REMARKS
				TMG18					
1	1683 - 202 - 500 - 00	HST ASSY	1	*					
2	1683 - 202 - 501 - 00	PLATE/SWASH	1	*					
3	1683 - 202 - 502 - 00	PLATE/VALVE	1	*					
4	1683 - 202 - 503 - 00	PLATE/VALVE	1	*					
5	1683 - 202 - 504 - 00	SHAFT/P	1	*					
6	1683 - 202 - 505 - 00	SHAFT/M	1	*					
7	1683 - 202 - 506 - 00	SHAFT/TRUNNION	1	*					
8	1683 - 202 - 507 - 00	PLUG/BOA	1	*					
9	1683 - 202 - 508 - 00	BEARING/THRUST	2	*					
10	1683 - 202 - 509 - 00	BEARING/BALL	2	*					
11	1683 - 202 - 511 - 00	BEARING/NEEDLE	2	*					
12	1683 - 202 - 512 - 00	BUSH	1	*					
13	1683 - 202 - 513 - 00	BUSH	2	*					
14	1683 - 202 - 514 - 00	METAL/SLIDE	1	*					
15	1683 - 202 - 515 - 00	COVER	1	*					
16	1683 - 202 - 516 - 00	SPRING	2	*					
17	1683 - 202 - 517 - 00	SPRING	1	*					
18	1683 - 202 - 518 - 00	VALVE/S/A	1	*					
19	1683 - 202 - 519 - 00	VALVE/S/A	1	*					
20	1683 - 202 - 521 - 00	POPPET	2	*					
21	1683 - 202 - 522 - 00	PLUG	2	*					
22	1683 - 202 - 523 - 00	PLUG	4	*					
23	V704 - 140 - 020 - 00	RING,SNAP/20C	2	*					
24	V705 - 140 - 047 - 00	RING,SNAP/47 C	3	*					
25	V705 - 140 - 030 - 00	RING,SNAP/30 C	3	*					

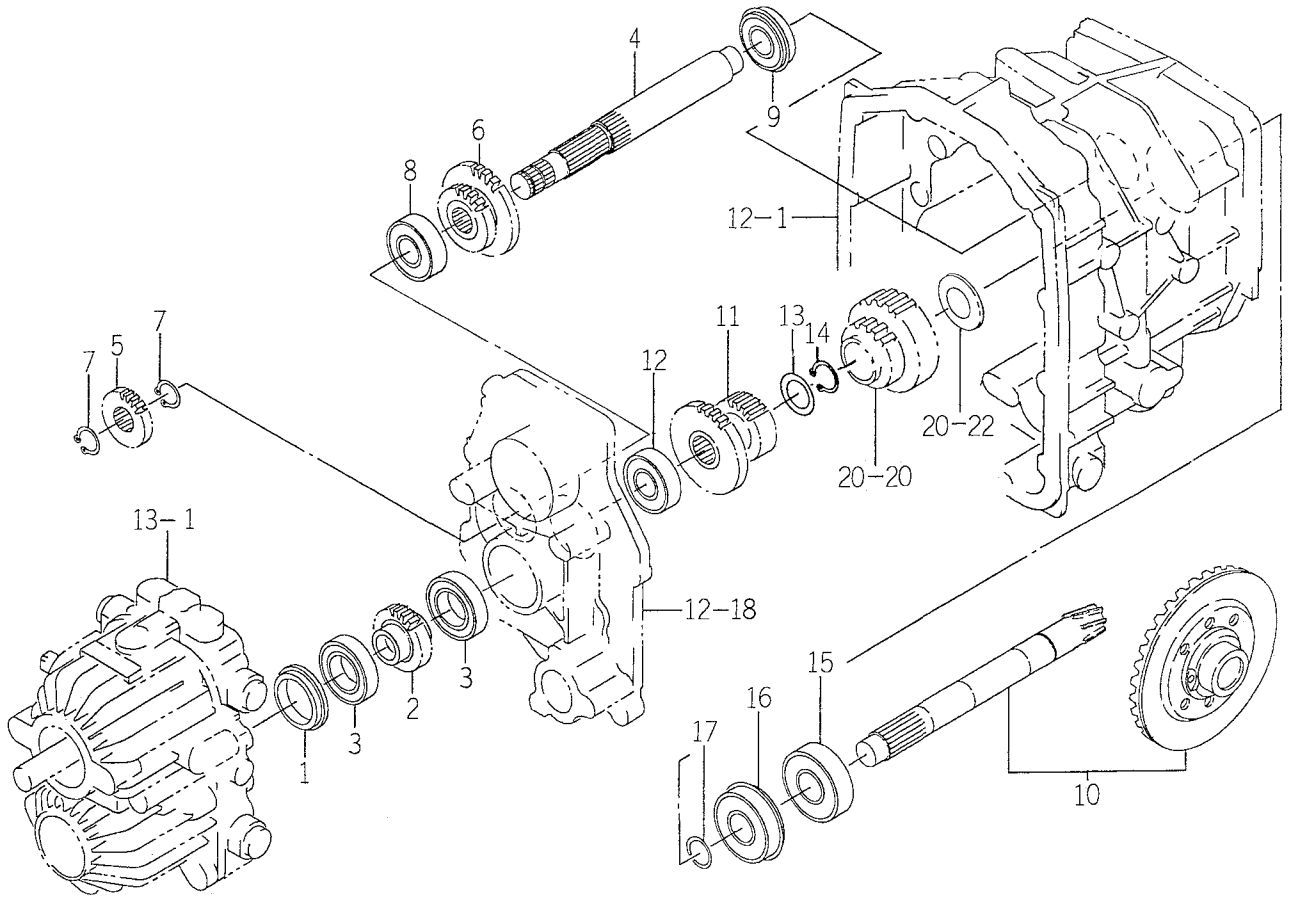
FIG. 13 HST SYSTEM



1683-202

KEY	PART CODE	DESCRIPTION	QTY	TYPE OF MODEL		I T C	C O L	G R P	REMARKS
				TMG18					
26	1683 - 202 - 524 - 00	SEAL/OIL	2	*					
27	V720 - 112 - 401 - 40	O - RING/P14	2	*					
28	V720 - 112 - 401 - 10	RING/O	4	*					
29	1683 - 202 - 525 - 00	GASKET	1	*					
30	1683 - 202 - 526 - 00	PIN	8	*					
31	1683 - 202 - 527 - 00	GUIDE ASSY	1	*					
32	1683 - 202 - 528 - 00	PIN	1	*					
33	1683 - 202 - 519 - 00	VALVE/S/A	1	*					
34	V220 - 541 - 003 - 50	SCREW/SOCKET	8	*					
35	1683 - 202 - 531 - 00	SEAL/OIL	1	*					
36	1683 - 202 - 532 - 00	COVER	1	*					
37	1683 - 202 - 533 - 00	BEARING/BALL	1	*					
38	1683 - 202 - 534 - 00	BEARING/BALL	1	*					
39	1683 - 202 - 535 - 00	SEAL/OIL	1	*					
40	V704 - 140 - 017 - 00	RING,SNAP/17 C	1	*					
41	1683 - 202 - 536 - 00	SCREW	7	*					
42	1683 - 202 - 537 - 00	WASHER	1	*					
43	V720 - 112 - 401 - 80	O - RING/P18	2	*					
44	1683 - 202 - 538 - 00	RING/O	1	*					
45	1683 - 273 - 640 - 00	ADAPTER/L/PF3/8 ASSY	1	*					
46	V720 - 112 - 401 - 40	O - RING/P14	1	*					
47	V720 - 102 - 401 - 40	O - RING/P14	1	*					
48	V201 - 361 - 007 - 50	BOLT	2	*					
49	V201 - 361 - 014 - 00	BOLT	2	*					
50	V401 - 160 - 010 - 00	WASHER,SP/M10	4	*					

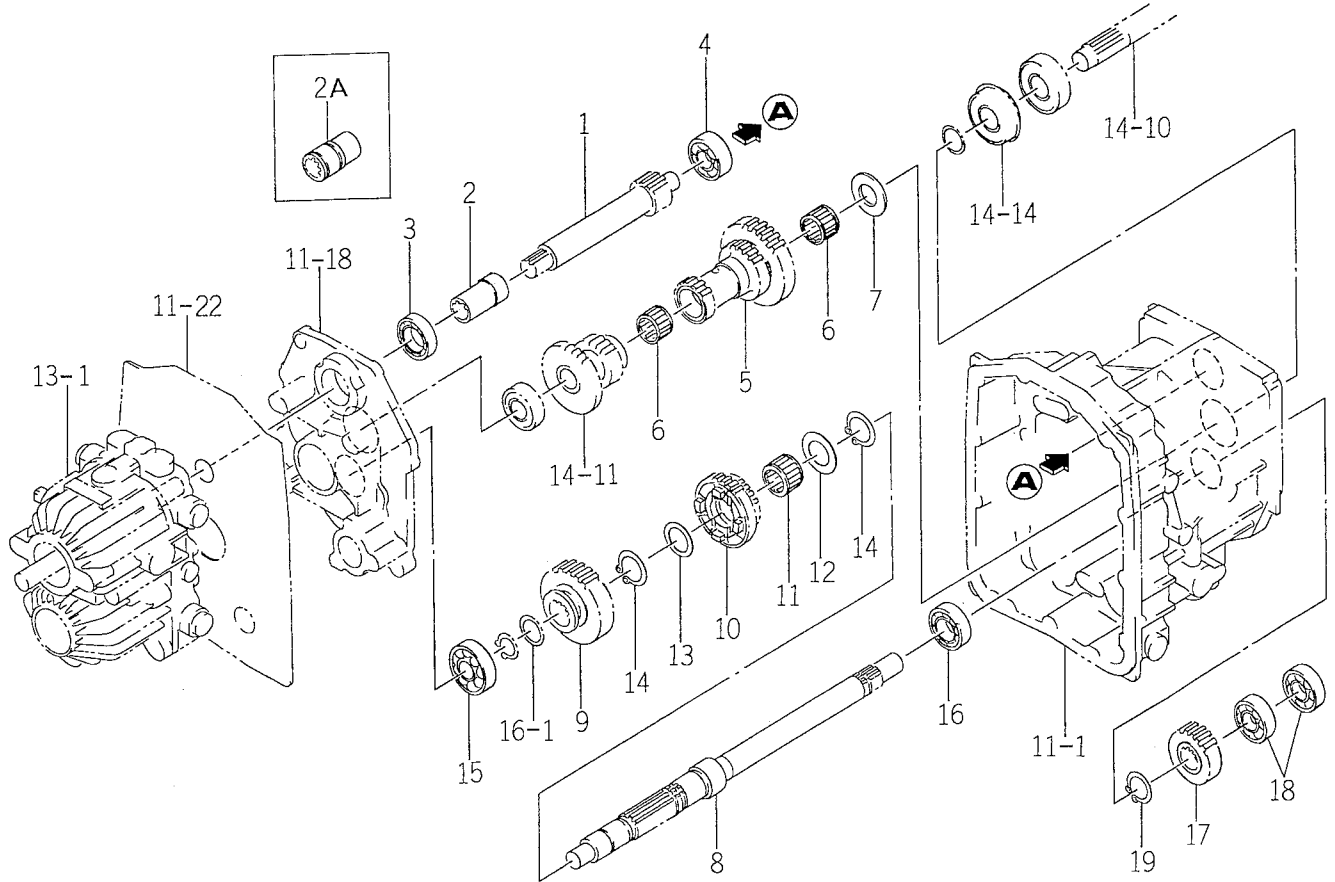
FIG. 15 DRIVE GEAR SYSTEM (S TYPE)



1688-203

KEY	PART CODE	DESCRIPTION	QTY	TYPE OF MODEL		I T C	C O L	G R P	REMARKS
				TMG18					
1	1683 - 202 - 051 - 00	COLLAR/41X55X10	1	*					
2	1683 - 203 - 051 - 00	GEAR/SPUR/19	1	*					
3	V600 - 111 - 600 - 60	BEARING,RB	2	*					
4	1683 - 203 - 052 - 00	SHAFT/SUB	1	*					
5	1683 - 203 - 053 - 00	GEAR/SPUR/17	1	*					
6	1683 - 203 - 054 - 00	GEAR/SPUR/19 - 29	1	*					
7	V704 - 140 - 020 - 00	RING,SNAP/20C	2	*					
8	V600 - 110 - 630 - 40	BEARING,RB/6304	1	*					
9	V607 - 110 - 620 - 40	BEARING,RB/6204NR	1	*					
10	1688 - 203 - 500 - 00	PINION/BEVEL/07 SET	1	*					
11	1688 - 203 - 055 - 00	GEAR/SPUR/19 - 29	1	*					
12	V600 - 110 - 630 - 40	BEARING,RB/6304	1	*					
13	1593 - 203 - 058 - 20	COLLAR/25X35X02	1	*					
14	V704 - 140 - 025 - 00	RING,SNAP/25 C	1	*					
15	1594 - 218 - 001 - 00	BEARING/BALL 6305SH2	1	*					
16	1491 - 203 - 006 - 10	BEARING	1	*					
17	1427 - 203 - 002 - 00	RING,SNAP/25	1	*					

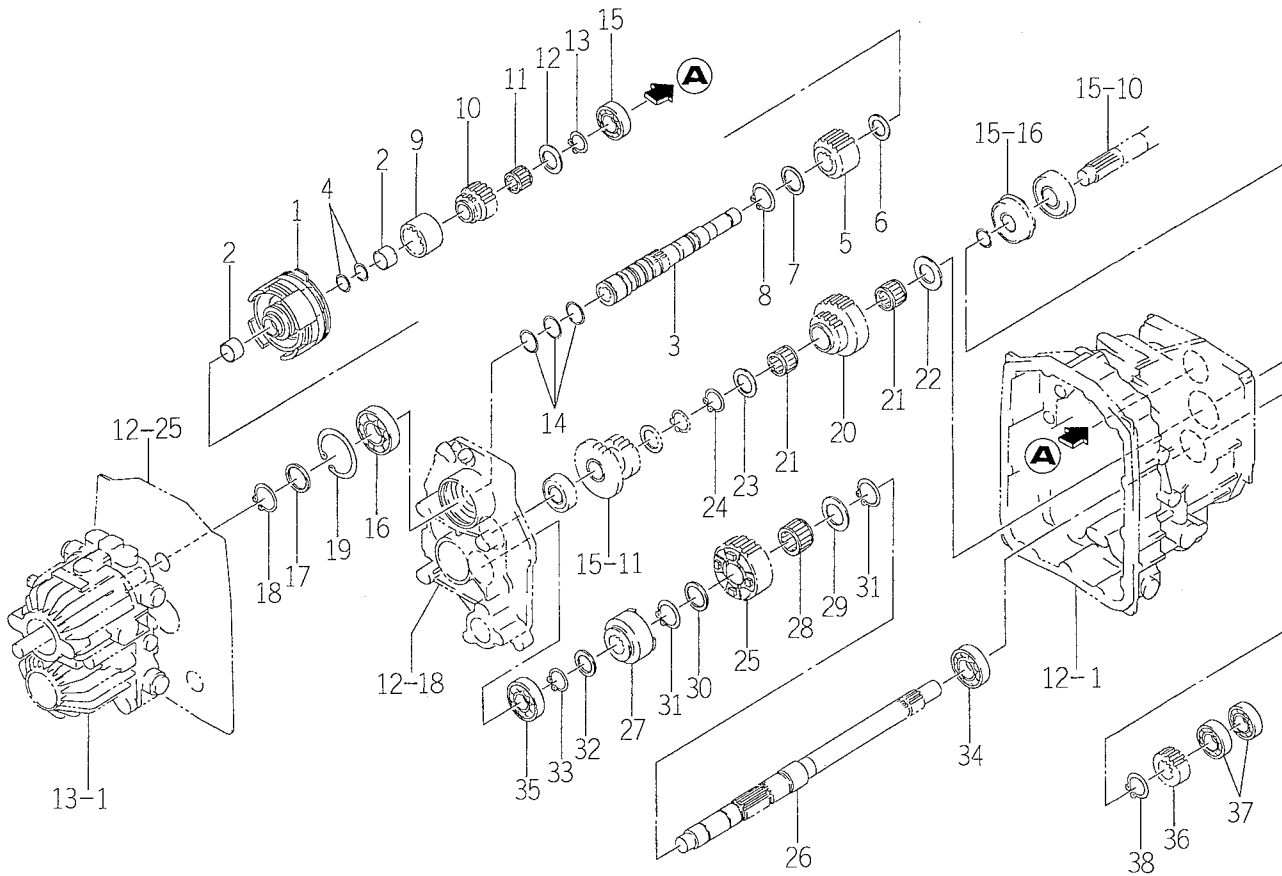
FIG. 19 PTO GEAR SYSTEM (EXCEPT S TYPE)



1588-211

KEY	PART CODE	DESCRIPTION	QTY	TYPE OF MODEL		I T C	C O L	G R P	REMARKS
				TMG18					
1	1688 - 211 - 001 - 00	GEAR/SPUR/13	1	*					
2	1683 - 211 - 058 - 00	HUB/PTO/HST	1	1- -200					
2A	1683 - 211 - 058 - 10	HUB/PTO/HST	1	201-		3			
3	V600 - 110 - 620 - 60	BEARING,RB/6206	1	*					
4	V600 - 110 - 620 - 40	BEARING,RB/6204	1	*					
5	1688 - 211 - 002 - 00	GEAR/SPUR/18 - 25 - 35	1	*					
6	V654 - 425 - 322 - 40	BEARING KT253224	2	*					
7	1435 - 203 - 001 - 00	COLLAR/25X46X3	1	*					
8	1683 - 211 - 052 - 20	SHAFT/DRIVE/PTO	1	*					
9	1683 - 211 - 053 - 10	GEAR/SPUR/32	1	*					
10	1683 - 211 - 054 - 00	GEAR/SPUR/24 - 30	1	*					
11	V654 - 430 - 382 - 40	BEARING,NR/KT303824	1	*					
12	1560 - 208 - 018 - 40	WASHER/30X46X2	1	*					
13	1544 - 322 - 002 - 00	WASHER/30X40X2	1	*					
14	V704 - 140 - 030 - 00	RING,SNAP/30 C	2	*					
15	V600 - 110 - 630 - 40	BEARING,RB/6304	1	*					
16	V600 - 110 - 620 - 50	BEARING,RB/6205	1	*					
17	1672 - 211 - 009 - 10	GEAR/SPUR/19	1	*					
18	V600 - 110 - 620 - 40	BEARING,RB/6204	2	*					
19	V704 - 140 - 025 - 00	RING,SNAP/25 C	1	*					

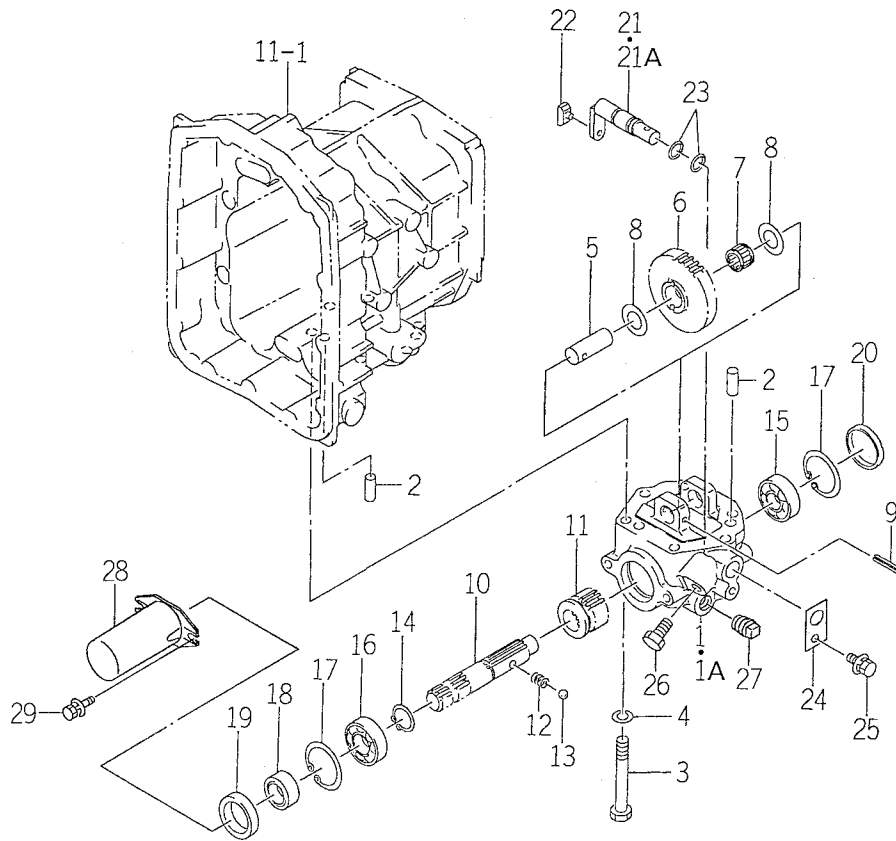
FIG. 20 PTO GEAR SYSTEM (S TYPE)



1688-211A

KEY	PART CODE	DESCRIPTION	QTY	TYPE OF MODEL		I T C	C O L	G R P	REMARKS
				TMG18					
1	1688 - 211 - 500 - 00	CLUTCH/PTO ASSY	1	*					FIG 080
2	1688 - 211 - 058 - 00	BUSH/22X25X15	2	*					
3	1688 - 211 - 510 - 10	SHAFT/PTO COMP	1	*		1			
4	1688 - 211 - 057 - 00	RING/22	2	*					
5	1688 - 211 - 051 - 00	GEAR/SPUR/33	1	*					
6	1480 - 207 - 012 - 00	COLLAR 23X34X2	1	*					
7	1544 - 322 - 002 - 00	WASHER/30X40X2	1	*					
8	V704 - 140 - 030 - 00	RING,SNAP/30 C	1	*					
9	1688 - 211 - 053 - 00	COUPLING/37X50X35	1	*					
10	1688 - 211 - 052 - 00	GEAR/SPUR/18	1	*					
11	V654 - 420 - 262 - 40	BEARING,NR/KT20264	1	*					
12	3656 - 107 - 004 - 00	WASHER/21X38X02	1	*					
13	V704 - 140 - 020 - 00	RING,SNAP/20C	1	*					
14	1650 - 203 - 008 - 00	RING/30	3	*					
15	V600 - 110 - 620 - 40	BEARING,RB/6204	1	*					
16	V600 - 110 - 620 - 60	BEARING,RB/6206	1	*					
17	1544 - 322 - 002 - 00	WASHER/30X40X2	1	*					
18	V704 - 140 - 030 - 00	RING,SNAP/30 C	1	*					
19	V707 - 140 - 062 - 00	RING/SNAP	1	*					
20	1688 - 211 - 054 - 00	GEAR/SPUR/31 - 20	1	*					
21	V654 - 425 - 322 - 40	BEARING KT253224	2	*					
22	1435 - 203 - 001 - 00	COLLAR/25X46X3	1	*					
23	3650 - 106 - 002 - 00	WASHER/25X42X2	1	*					
24	V704 - 140 - 025 - 00	RING,SNAP/25 C	1	*					
25	1688 - 211 - 055 - 00	GEAR/SPUR/30	1	*					

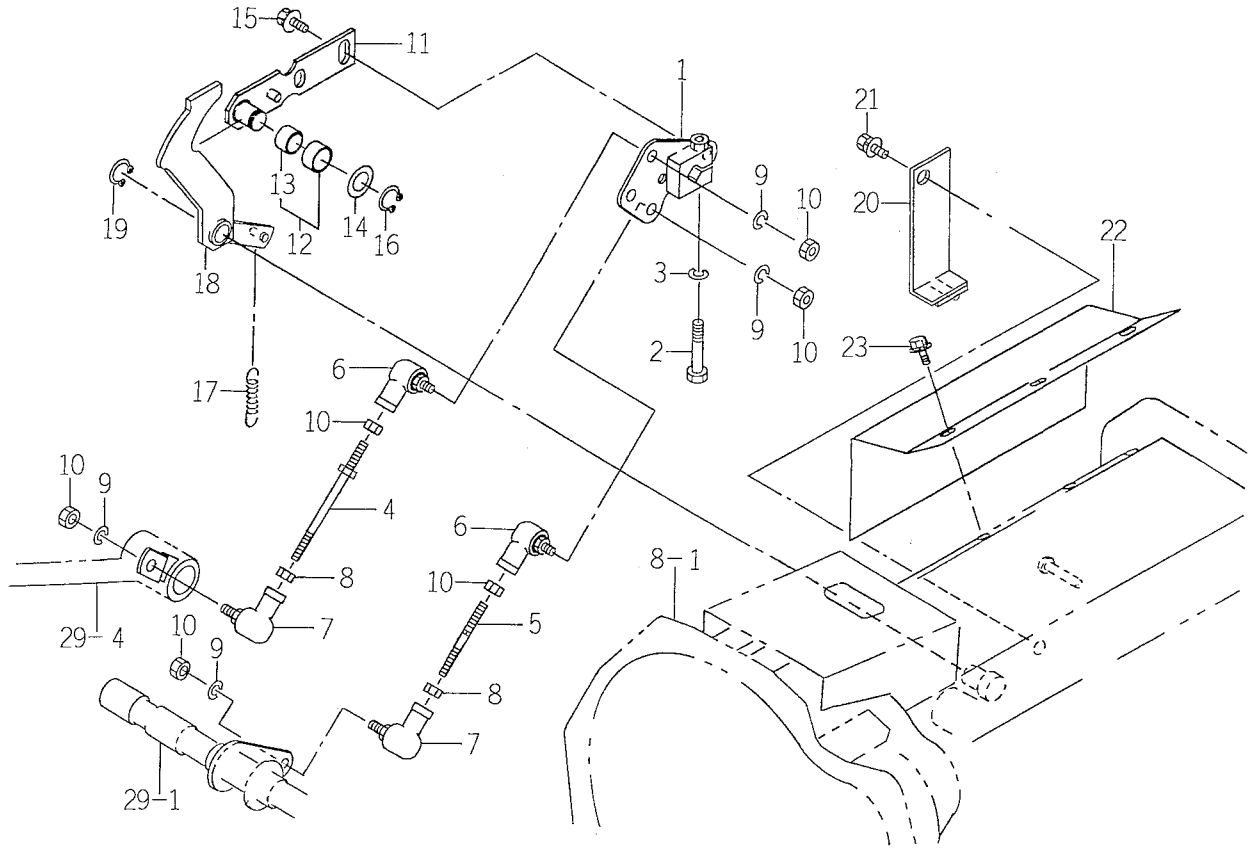
FIG. 25 MID PTO SYSTEM



1683-255

KEY	PART CODE	DESCRIPTION	QTY	TYPE OF MODEL		I T C	C O L	G R P	REMARKS
				TMG18					
1	1682 - 255 - 201 - 00	CASE/PTO/MID	1		1-				
1A	1682 - 255 - 201 - 10	CASE/PTO/MID	1		-209 210-		1		
2	V523 - 101 - 002 - 40	PIN	2	*					
3	V201 - 361 - 009 - 00	BOLT/M10X90	6	*					
4	V401 - 160 - 010 - 00	WASHER,SP/M10	6	*					
5	1682 - 255 - 203 - 00	PIN/20X51	1	*					
6	1682 - 255 - 202 - 00	GEAR/SPUR/34	1	*					
7	1682 - 255 - 002 - 10	BEARING/NEEDLE	1	*			1		
8	1480 - 212 - 003 - 00	COLLAR/21X36X1	2	*					
9	V580 - 140 - 604 - 00	PIN,SPRING/6 X40 W	1	*					
10	1682 - 255 - 204 - 00	SHAFT/PTO/MID	1	*					
11	1682 - 255 - 205 - 10	GEAR/SPUR/15	1	*					
12	1302 - 225 - 003 - 00	SPRING,SHIFTER	1	*					
13	V682 - 200 - 001 - 00	BALL	1	*					
14	V704 - 140 - 025 - 00	RING,SNAP/25 C	1	*					
15	V600 - 110 - 630 - 40	BEARING,RB/6304	1	*					
16	V600 - 110 - 620 - 50	BEARING,RB/6205	1	*					
17	V705 - 140 - 052 - 00	RING,SNAP/52 C	2	*					
18	1427 - 212 - 003 - 20	SLEEVE	1	*					
19	V744 - 135 - 520 - 80	SEAL,OIL/TC35528	1	*					
20	3625 - 701 - 003 - 00	CAP,BLANK/52	1	*					
21	1682 - 255 - 210 - 30	ARM/SHIFT/MID COMP	1		1-				
21A	1682 - 255 - 210 - 40	ARM/SHIFT/MID COMP	1		-209 210-		1		
22	2703 - 101 - 020 - 00	COLLAR,SHIFTER	1	*					
23	V720 - 102 - 401 - 40	O - RING/P14	2	*					

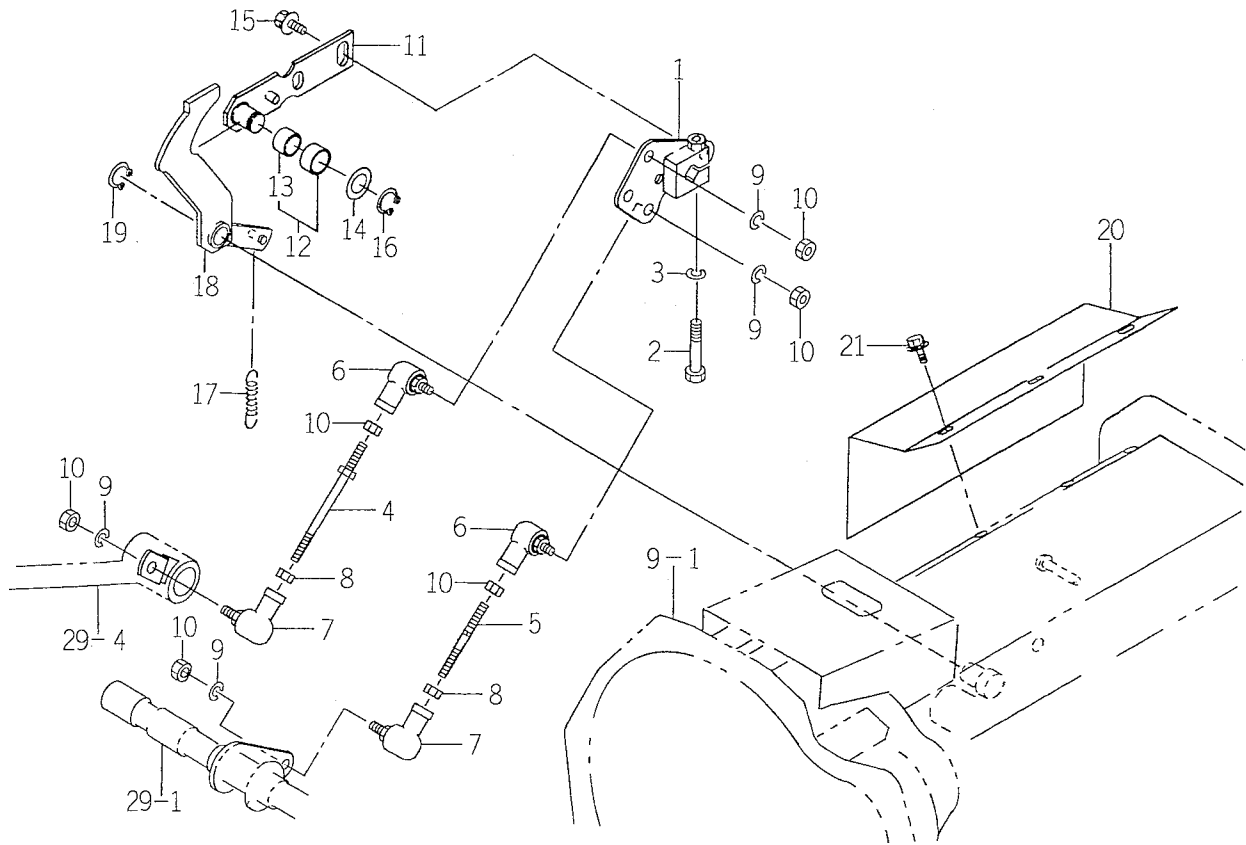
FIG. 27 LINK SYSTEM (EXCEPT S TYPE)



1688-271

KEY	PART CODE	DESCRIPTION	QTY	TYPE OF MODEL		I T C	C O L	G R P	REMARKS
				TMG18					
1	1688 - 271 - 510 - 00	PIVOT/TRUNNION COMP	1	*					
2	V201 - 360 - 804 - 50	BOLT/M8X45/7T	1	*					
3	V401 - 160 - 008 - 00	WASHER,SP/M 8	1	*					
4	1683 - 271 - 560 - 00	ROD/M08X110 COMP	1	*					
5	1602 - 242 - 551 - 10	ROD/65	1	*					
6	1560 - 695 - 021 - 00	JOINT BALL M08RH	2	*					
7	1560 - 695 - 022 - 00	JOINT BALL M08LH	2	*					
8	1560 - 132 - 007 - 30	NUT/M8	2	*					
9	V401 - 160 - 008 - 00	WASHER,SP/M 8	4	*					
10	V304 - 260 - 008 - 00	NUT/M 8	6	*					
11	1683 - 271 - 500 - 30	ARM/NEUTRAL COMP	1	*		3			
12	1683 - 271 - 520 - 10	COLLAR/17X21X11 ASSY	1	*					
13	3643 - 420 - 004 - 00	BUSH/15X17X10	1	*					
14	3747 - 342 - 002 - 00	WASHER	1	*					
15	V211 - 360 - 801 - 60	BOLT,SEMS (SP)	2	*					
16	V704 - 140 - 015 - 00	RING,SNAP/15 C	1	*					
17	1105 - 410 - 003 - 00	SPRING/HE067	1	*					
18	1688 - 271 - 580 - 00	ARM COMP	1	*					
19	V704 - 140 - 015 - 00	RING,SNAP/15 C	1	*					
20	1688 - 271 - 590 - 10	PLATE COMP	1	1- -210					
21	V211 - 361 - 002 - 50	BOLT/SP	1	1- -210					
22	1683 - 271 - 001 - 30	COVER/TRUNNION	1	*					
23	V210 - 360 - 601 - 60	BOLT (SP) /M6X16	3	*					

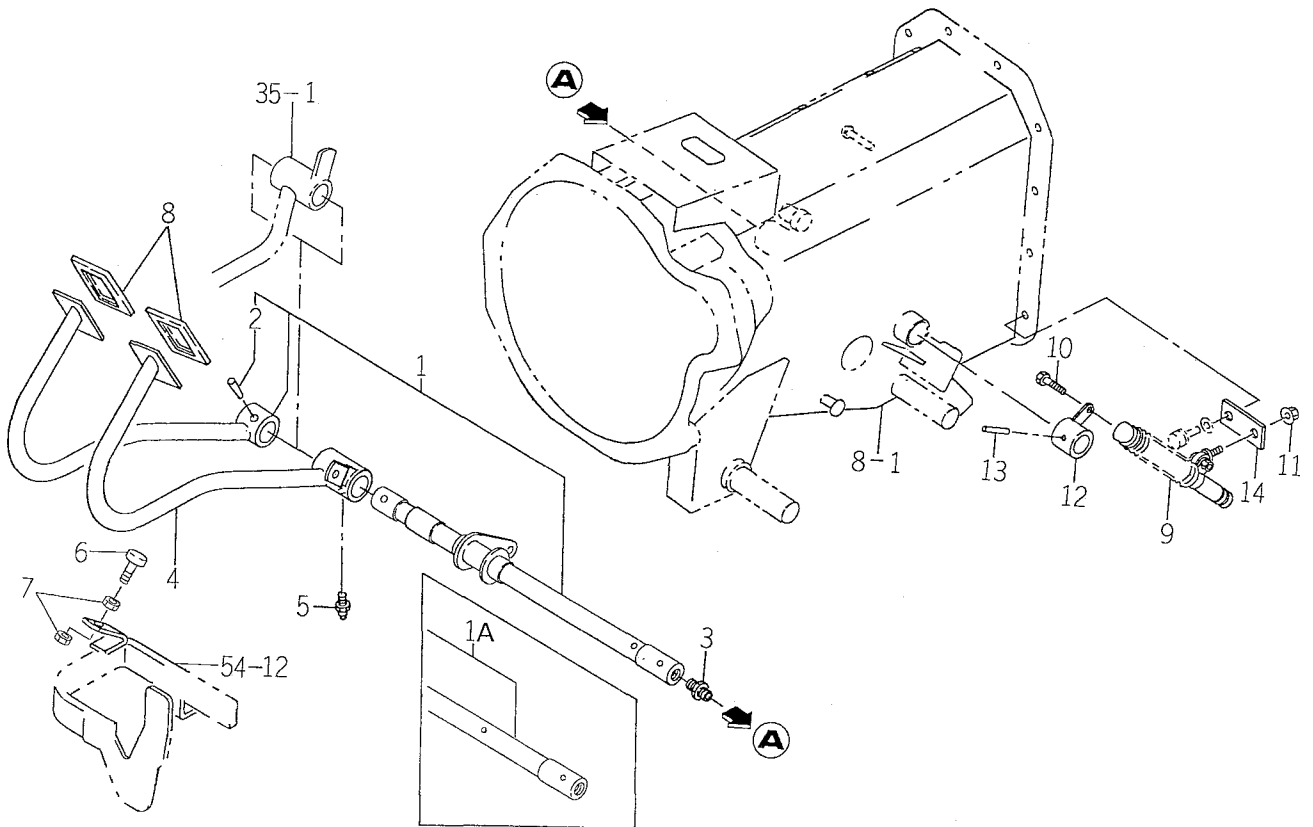
FIG. 28 LINK SYSTEM (S TYPE)



1688-271A

KEY	PART CODE	DESCRIPTION	QTY	TYPE OF MODEL		I T C	C O L	G R P	REMARKS
				TMG18					
1	1688 - 271 - 510 - 00	PIVOT/TRUNNION COMP	1	*					
2	V201 - 360 - 804 - 50	BOLT/M8X45/7T	1	*					
3	V401 - 160 - 008 - 00	WASHER,SP/M 8	1	*					
4	1683 - 271 - 560 - 00	ROD/M08X110 COMP	1	*					
5	1602 - 242 - 551 - 10	ROD/65	1	*					
6	1560 - 695 - 021 - 00	JOINT BALL M08RH	2	*					
7	1560 - 695 - 022 - 00	JOINT BALL M08LH	2	*					
8	1560 - 132 - 007 - 30	NUT/M8	2	*					
9	V401 - 160 - 008 - 00	WASHER,SP/M 8	4	*					
10	V304 - 260 - 008 - 00	NUT/M 8	6	*					
11	1683 - 271 - 500 - 30	ARM/NEUTRAL COMP	1	*					
12	1683 - 271 - 520 - 10	COLLAR/17X21X11 ASSY	1	*					
13	3643 - 420 - 004 - 00	BUSH/15X17X10	1	*					
14	3747 - 342 - 002 - 00	WASHER	1	*					
15	V211 - 360 - 801 - 60	BOLT,SEMS (SP)	2	*					
16	V704 - 140 - 015 - 00	RING,SNAP/15 C	1	*					
17	1105 - 410 - 003 - 00	SPRING/HE067	1	*					
18	1688 - 271 - 580 - 00	ARM COMP	1	*					
19	V704 - 140 - 015 - 00	RING,SNAP/15 C	1	*					
20	1683 - 271 - 001 - 30	COVER/TRUNNION	1	*					
21	V210 - 360 - 601 - 60	BOLT (SP) /M6X16	3	*					

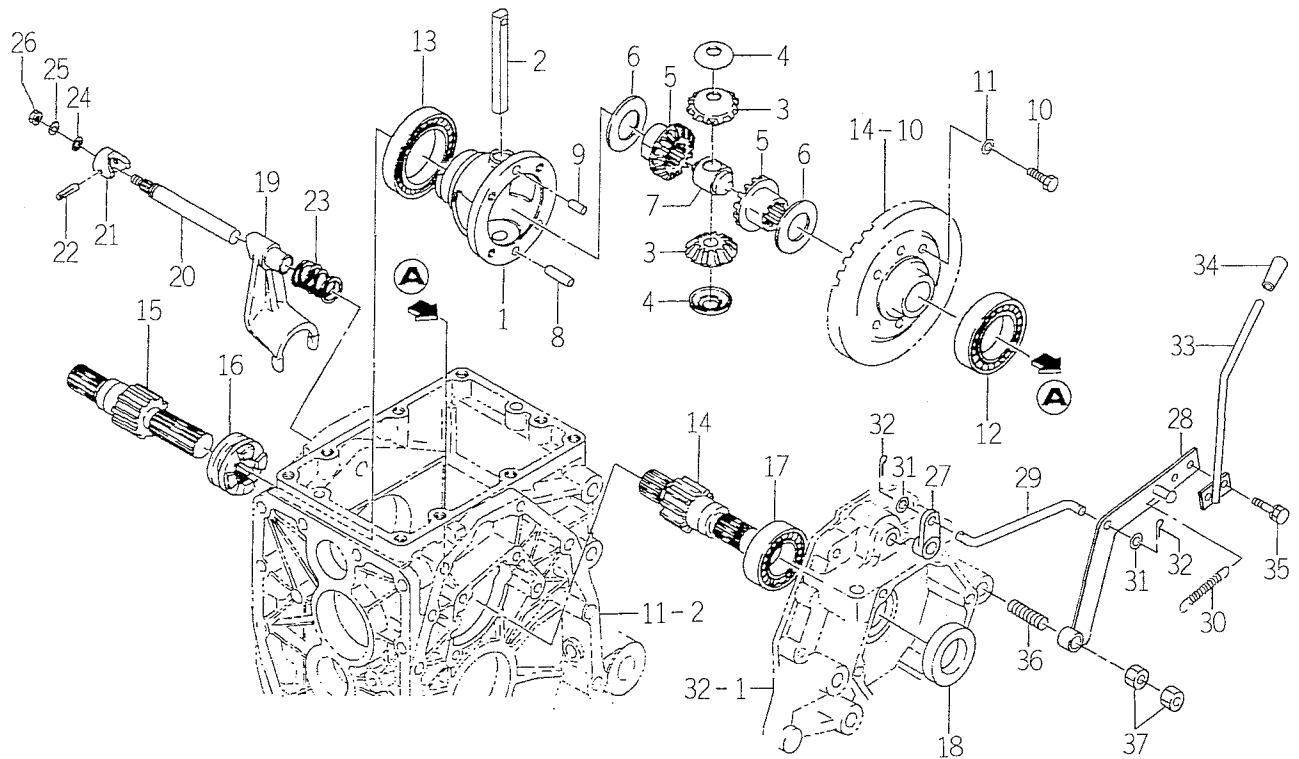
FIG. 29 PEDAL SYSTEM



1688-272

KEY	PART CODE	DESCRIPTION	QTY	TYPE OF MODEL		I T C	C O L	G R P	REMARKS
				TMG18					
1	1688-272-500-10	PEDAL/HST/R SET	1	1-					
1A	1688-272-500-20	PEDAL/HST/R SET	1	-131		1			
2	V511-100-805-00	PIN,TAPER/8X50	1	*					
3	1683-272-052-00	GREECENIPPLE	1	*					
4	1688-272-530-10	PEDAL/HST/F COMP	1	*					
5	V763-150-000-00	NIPPLE,GREASE/PT1/8	1	*					
6	1421-602-005-10	CUSHION,B/ RUBBER	1	*					
7	V304-260-008-00	NUT/M 8	2	*					
8	1620-272-051-00	PAD	2	*					
9	1683-272-560-00	DAMPER (OIL) ASSY	1	*					
10	V201-260-803-00	BOLT/M 8X30	1	*					
11	V362-260-008-00	NUT/WASHER	2	*					
12	1683-272-550-00	ARM/DANPER COMP	1	*					
13	1683-272-054-10	PIN	1	*					
14	1683-272-053-00	PLATE/I/32X63	1	*					

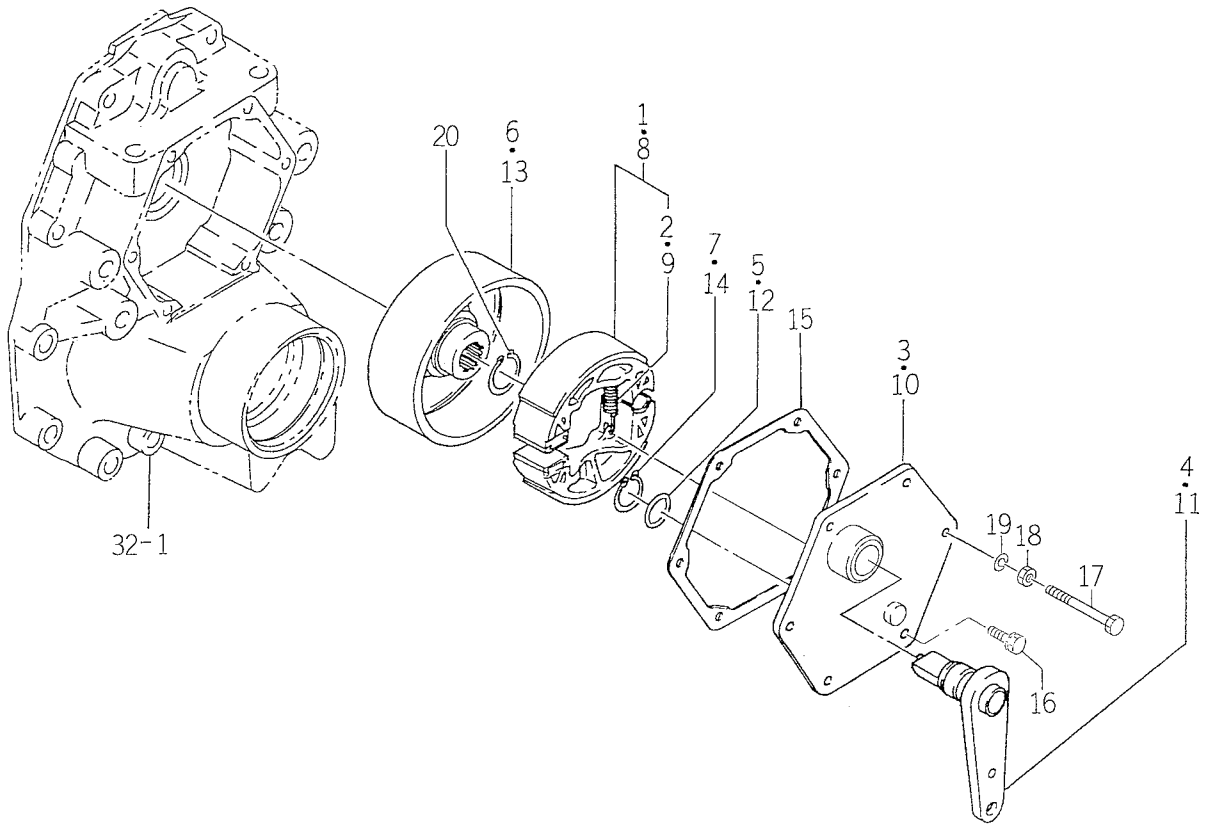
FIG. 31 DIFFERENTIAL GEAR SYSTEM



1683-301

KEY	PART CODE	DESCRIPTION	QTY	TYPE OF MODEL		I T C	C O L	G R P	REMARKS
				TMG18					
1	1427-301-002-20	CASE,DIFF	1	*					
2	1444-411-006-00	SHAFT,DIFF. PINION	1	*					
3	1427-301-004-00	PINION,DIFF/12T	2	*					
4	1427-301-005-00	COLLAR,PINION THRUST	2	*					
5	1427-301-006-00	GEAR,DIFF - SIDE/14T	2	*					
6	1427-301-007-00	COLLAR,THRUST	2	*					
7	1427-301-009-00	HOLDER,PINION SHAFT	1	*					
8	1672-301-002-00	PIN	1	*					
9	V522-100-801-60	PIN	1	*					
10	1544-304-006-10	BOLT/M8X25	4	*					
11	V401-160-008-00	WASHER,SP/M 8	4	*					
12	V600-110-600-90	BEARING,RB/6009	1	*					
13	V600-110-601-00	BEARING,RB/6010	1	*					
14	1427-301-011-10	PINION,WHEEL/11.L	1	*					
15	1427-301-012-10	PINION,WHEEL/11.R	1	*					
16	1427-301-013-10	CLUTCH,DIFF - LOCK	1	*					
17	V600-110-620-60	BEARING,RB/6206	2	*					
18	V744-130-450-80	SEAL,OIL/TC30458	2	*					
19	1427-301-014-10	FORK/SHIFT/DIFFLOCK	1	*					
20	1427-301-015-00	STAY,SHIFTER	1	*					
21	1427-301-016-00	CAM,DIFF - LOCK	1	*					
22	V530-240-502-40	PIN/SLITTED	1	*					
23	1427-301-018-00	SPRING,PRESS/40	1	*					
24	V720-102-401-00	O - RING/P10A	1	*					
25	V401-160-010-00	WASHER,SP/M10	1	*					

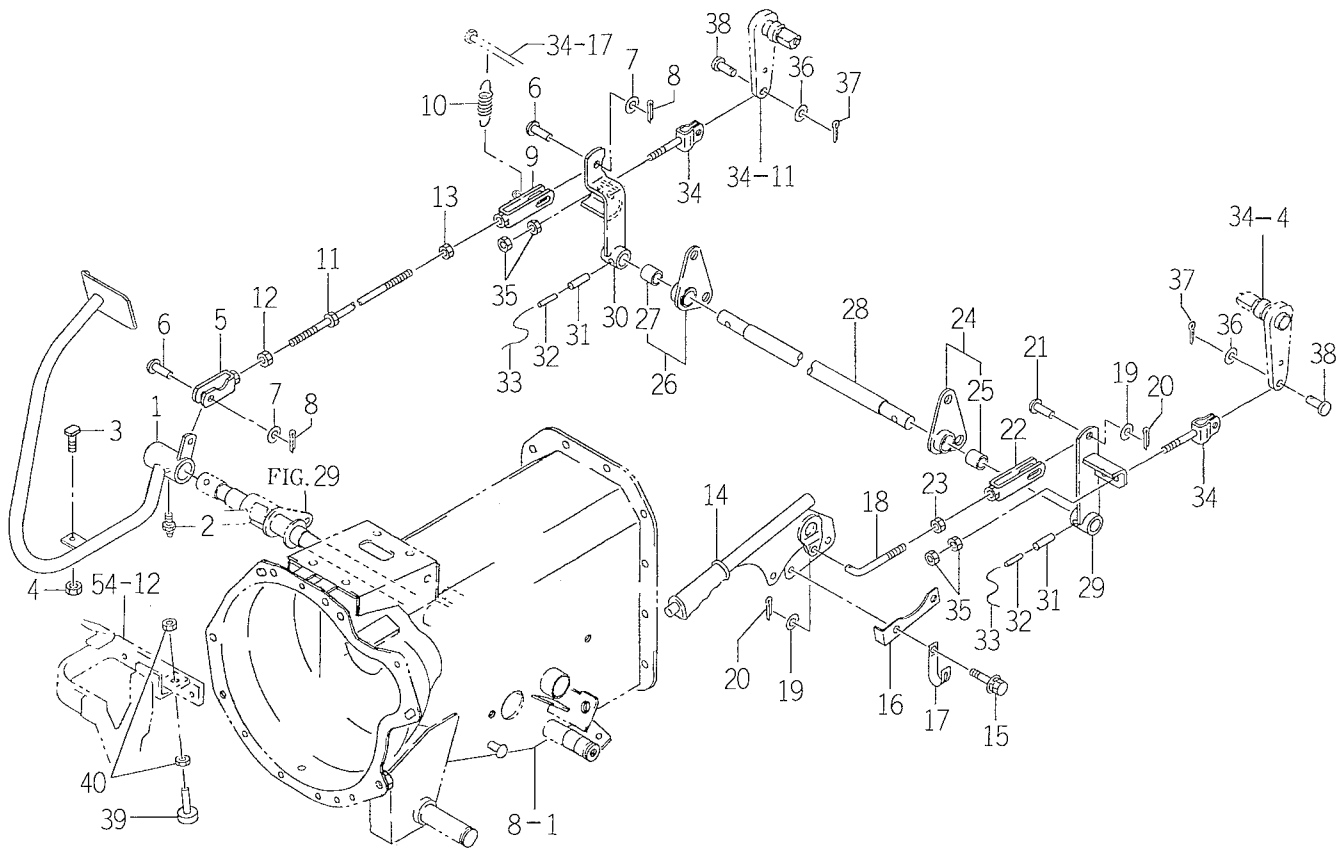
FIG. 34 HST BRAKE SYSTEM



1683-310

KEY	PART CODE	DESCRIPTION	QTY	TYPE OF MODEL		I T C	C O L	G R P	REMARKS
				TMG18					
1	1434 - 310 - 220 - 00	BRAKE/SHOE ASSY	1	*					
2	1427 - 310 - 001 - 00	SPRING,TENSION	2	*					
3	1427 - 310 - 220 - 10	COVER,BRAKE	1	*					
4	1427 - 310 - 230 - 00	PIN/BRAKE CAM/L COMP	1	*					
5	V720 - 102 - 401 - 80	O - RING/P18	1	*					
6	1427 - 310 - 003 - 10	DRUM/BRAKE	1	*					
7	V704 - 140 - 022 - 00	RING,SNAP/22 C	1	*					
8	1434 - 310 - 220 - 00	BRAKE/SHOE ASSY	1	*					
9	1427 - 310 - 001 - 00	SPRING,TENSION	2	*					
10	1427 - 310 - 220 - 10	COVER,BRAKE	1	*					
11	1427 - 310 - 270 - 00	PIN/BRAKE CAM/R COMP	1	*					
12	V720 - 102 - 401 - 80	O - RING/P18	1	*					
13	1427 - 310 - 003 - 10	DRUM/BRAKE	1	*					
14	V704 - 140 - 022 - 00	RING,SNAP/22 C	1	*					
15	1427 - 310 - 002 - 10	PACKING/COVER BRAKE	2	*					
16	V211 - 260 - 802 - 00	BOLT,SEMS (S)	11	*					
17	1688 - 310 - 001 - 00	BOLT/M8X80	1	*					
18	V304 - 260 - 008 - 00	NUT/M 8	1	*					
19	V401 - 160 - 008 - 00	WASHER,SP/M 8	1	*					
20	V704 - 140 - 025 - 00	RING,SNAP/25 C	2	*					

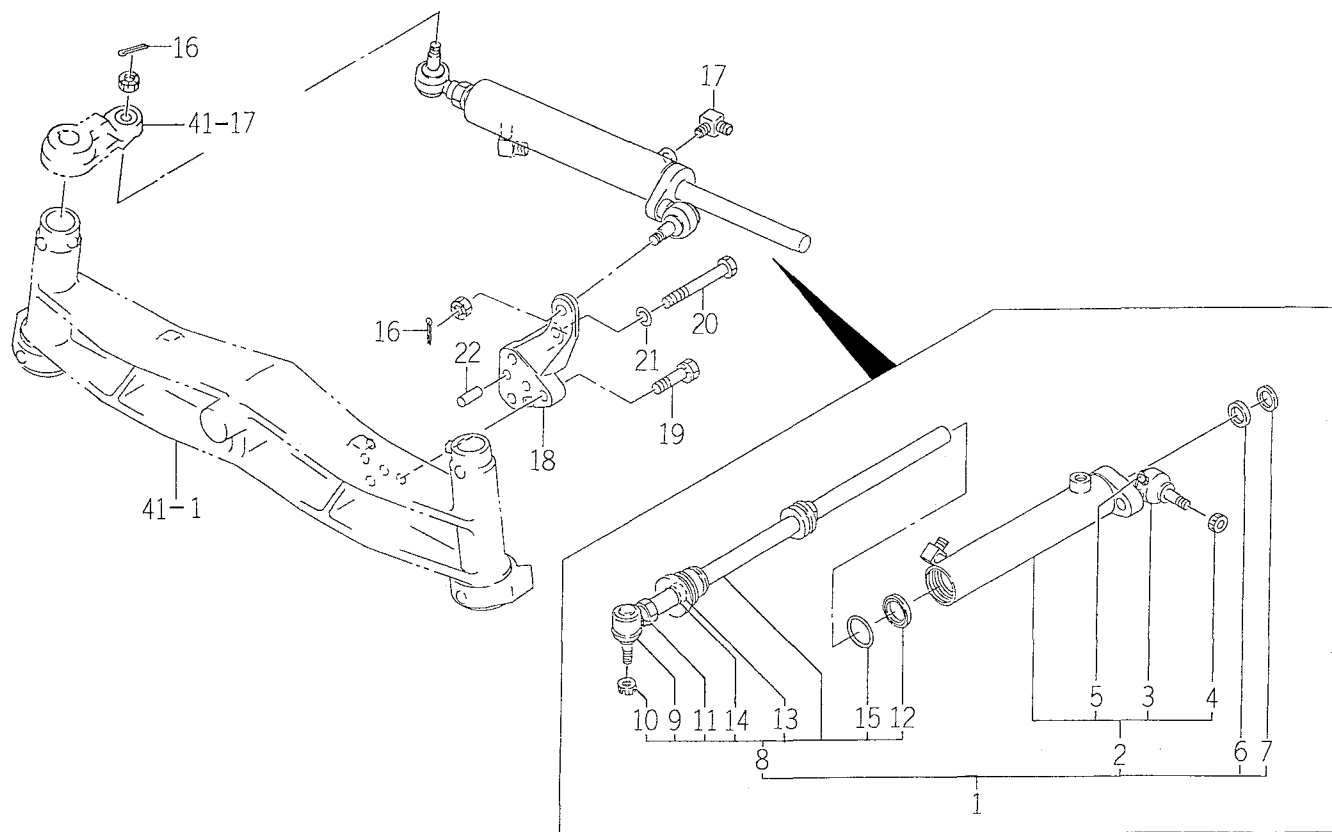
FIG. 35 BRAKE SYSTEM



1688-312

KEY	PART CODE	DESCRIPTION	QTY	TYPE OF MODEL		I T C	C O L	G R P	REMARKS
				TMG18					
1	1688 - 312 - 510 - 20	PEDAL/BRAKE COMP	1	*					
2	V763 - 150 - 000 - 00	NIPPLE,GREASE/PT1/8	1	*					
3	1688 - 312 - 001 - 00	BOLT/ADJUST	1	*					
4	V304 - 260 - 008 - 00	NUT/M 8	1	*					
5	1415 - 312 - 500 - 00	YOKE,LH	1	*					
6	1404 - 312 - 006 - 00	PIN,YOKE A	2	*					
7	V411 - 260 - 008 - 00	WASHER,PL/M 8	2	*					
8	V500 - 162 - 002 - 00	PIN,SPLIT/2 X20	2	*					
9	1683 - 312 - 580 - 00	FORK/BRAKE COMP	1	*					
10	1560 - 404 - 002 - 30	SPRING	1	*					
11	1683 - 312 - 570 - 00	ROD/BRAKE COMP	1	*					
12	1560 - 132 - 007 - 30	NUT/M8	1	*					
13	V304 - 260 - 008 - 00	NUT/M 8	1	*					
14	1682 - 312 - 260 - 00	LEVER/PARKING COMP	1	*					
15	V211 - 360 - 802 - 50	BOLT,SEMS	2	*					
16	1683 - 312 - 002 - 00	STOPPER/PARKING	1	*					
17	1425 - 621 - 004 - 00	CLAMP,HARNESS	1	*					
18	1683 - 312 - 003 - 00	ROD/80	1	*					
19	V411 - 260 - 008 - 00	WASHER,PL/M 8	2	*					
20	V500 - 162 - 002 - 00	PIN,SPLIT/2 X20	2	*					
21	1404 - 312 - 006 - 00	PIN,YOKE A	1	*					
22	1510 - 328 - 260 - 00	YOKE COMP	1	*					
23	V304 - 260 - 008 - 00	NUT/M 8	1	*					
24	1682 - 312 - 300 - 00	HOLDER/SHAFT/LH ASSY	1	*					
25	3668 - 612 - 001 - 00	BUSH	1	*					

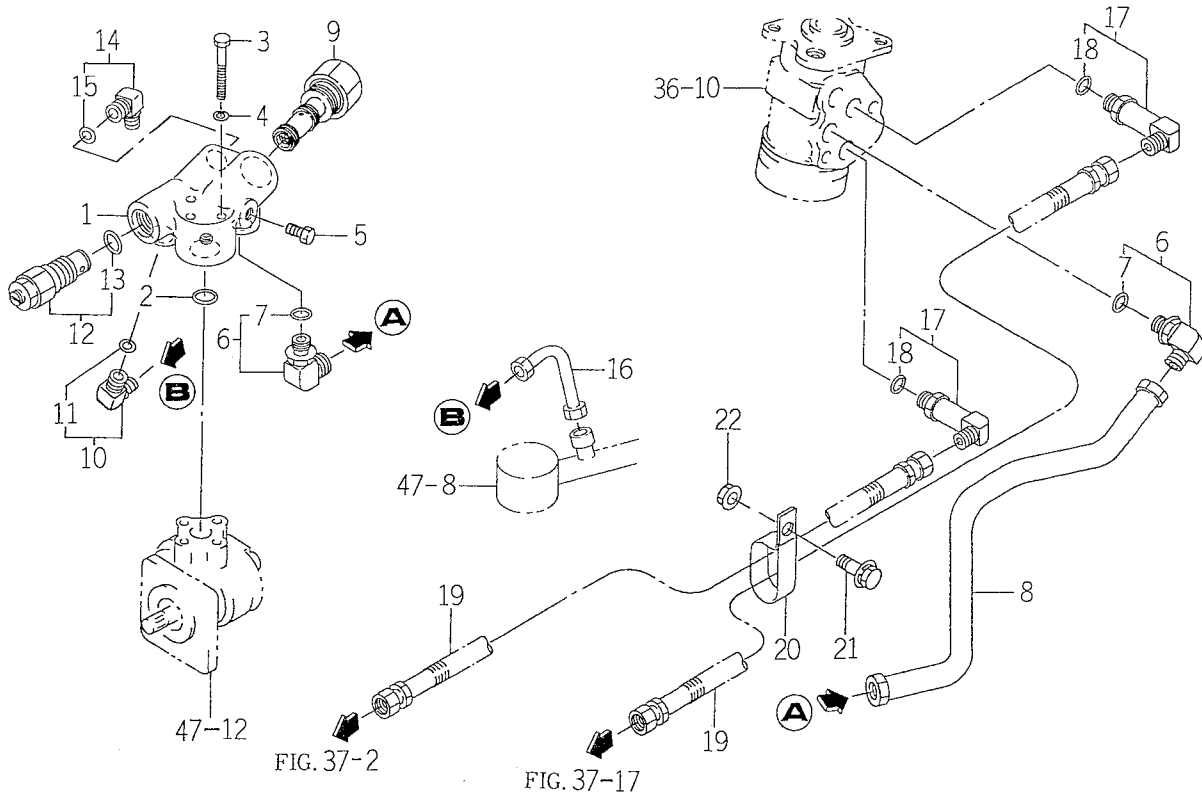
FIG. 37 CYLINDER SYSTEM



1688-403

KEY	PART CODE	DESCRIPTION	QTY	TYPE OF MODEL		I T C	C O L	G R P	REMARKS
				TMG18					
1	1682 - 403 - 200 - 30	CYLINDER/TIEROD ASSY	1	*					
2	1682 - 403 - 220 - 30	CYLINDER COMP	1	*					
3	1404 - 402 - 001 - 00	COVER,DUST	1	*					
4	1404 - 402 - 002 - 00	NUT,SLOTTED	1	*					
5	1427 - 433 - 241 - 00	NIPPLE,GREASE/PT1/4	1	*					
6	K185 - 031 - 302 - 00	SEAL/ROD	1	*					
7	K185 - 031 - 303 - 00	SEAL/DUST	1	*					
8	1682 - 403 - 250 - 20	ROD/PISTON ASSY	1	*					
9	1404 - 402 - 001 - 00	COVER,DUST	1	*					
10	1404 - 402 - 002 - 00	NUT,SLOTTED	1	*					
11	1427 - 433 - 241 - 00	NIPPLE,GREASE/PT1/4	1	*					
12	1672 - 403 - 003 - 00	PACKING/PISTON	1	*					
13	K185 - 031 - 302 - 00	SEAL/ROD	1	*					
14	K185 - 031 - 303 - 00	SEAL/DUST	1	*					
15	V720 - 113 - 502 - 90	RING/O	1	*					
16	V500 - 162 - 002 - 50	PIN,SPLIT/2 X25	2	*					
17	3768 - 185 - 022 - 10	ADAPTER (90° /PUMP)	2	*					
18	1682 - 403 - 001 - 30	STAY/CYLINDER	1	*					
19	V211 - 561 - 003 - 50	BOLT/S	2	*					
20	V201 - 361 - 008 - 50	BOLT	1	*					
21	V401 - 160 - 010 - 00	WASHER,SP/M10	1	*					
22	V523 - 101 - 002 - 40	PIN	2	*					

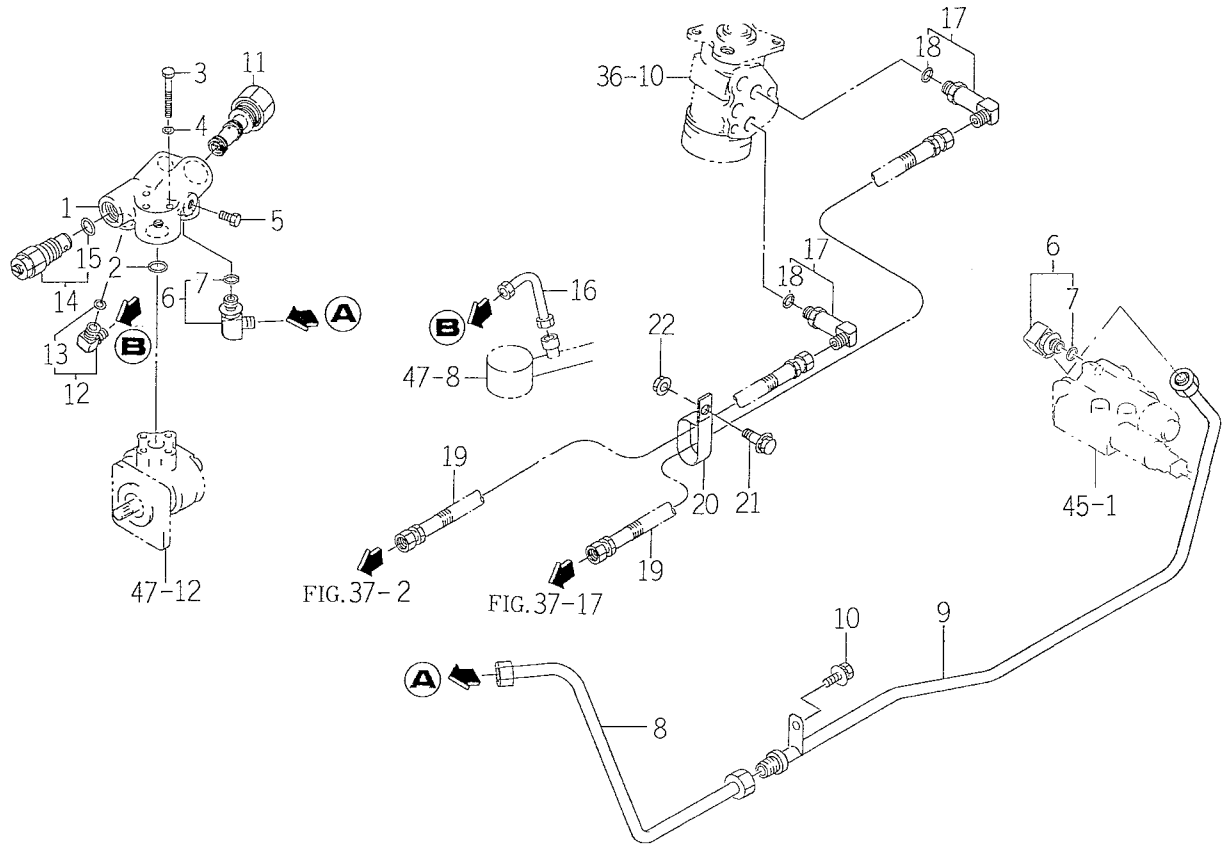
FIG. 38 PIPING SYSTEM (EXCEPT S TYPE)



1688-408

KEY	PART CODE	DESCRIPTION	QTY	TYPE OF MODEL		I T C	C O L	G R P	REMARKS
				TMG18					
1	1688 - 408 - 001 - 00	METAL/U	1	*					
2	V720 - 112 - 402 - 00	O - RING/P20	1	*					
3	V200 - 260 - 605 - 50	BOLT/M 6X55	3	*					
4	V401 - 160 - 006 - 00	WASHER,SP/M 6	3	*					
5	1326 - 706 - 002 - 10	PLUG,DRAIN	2	*					
6	1672 - 408 - 210 - 00	ADAPTER/L/PF1/4 ASSY	2	*					
7	V720 - 112 - 401 - 10	RING/O	2	*					
8	1672 - 408 - 200 - 00	PIPE/U COMP	1	*					
9	K233 - 003 - 000 - 00	VALVE/FLOCON ASSY	1	*					FIG 078
10	1683 - 273 - 640 - 00	ADAPTER/L/PF3/8 ASSY	1	*					
11	V720 - 112 - 401 - 40	O - RING/P14	1	*					
12	K250 - 018 - 000 - 00	VALVE, RELIEF ASSY	1	*					
13	V720 - 112 - 402 - 00	O - RING/P20	1	*					
14	P117 - 501 - 250 - 00	ELBOW ASSY	1	1- -131					
15	V720 - 112 - 401 - 40	O - RING/P14	1	1- -131					
16	1688 - 408 - 200 - 10	PIPE/RELIEF COMP	1	*					
17	P113 - 211 - 330 - 00	ELBOW/90° /L ASSY	2	*					
18	V720 - 112 - 401 - 10	RING/O	2	*					
19	1682 - 408 - 220 - 00	HOSE/DERIVERY ASSY	2	*					
20	1444 - 101 - 016 - 10	CLAMP,RADIATOR HOSE	1	*					
21	V211 - 360 - 802 - 00	BOLT (SP) M8X20	1	*					
22	V362 - 260 - 008 - 00	NUT/WASHER	1	*					

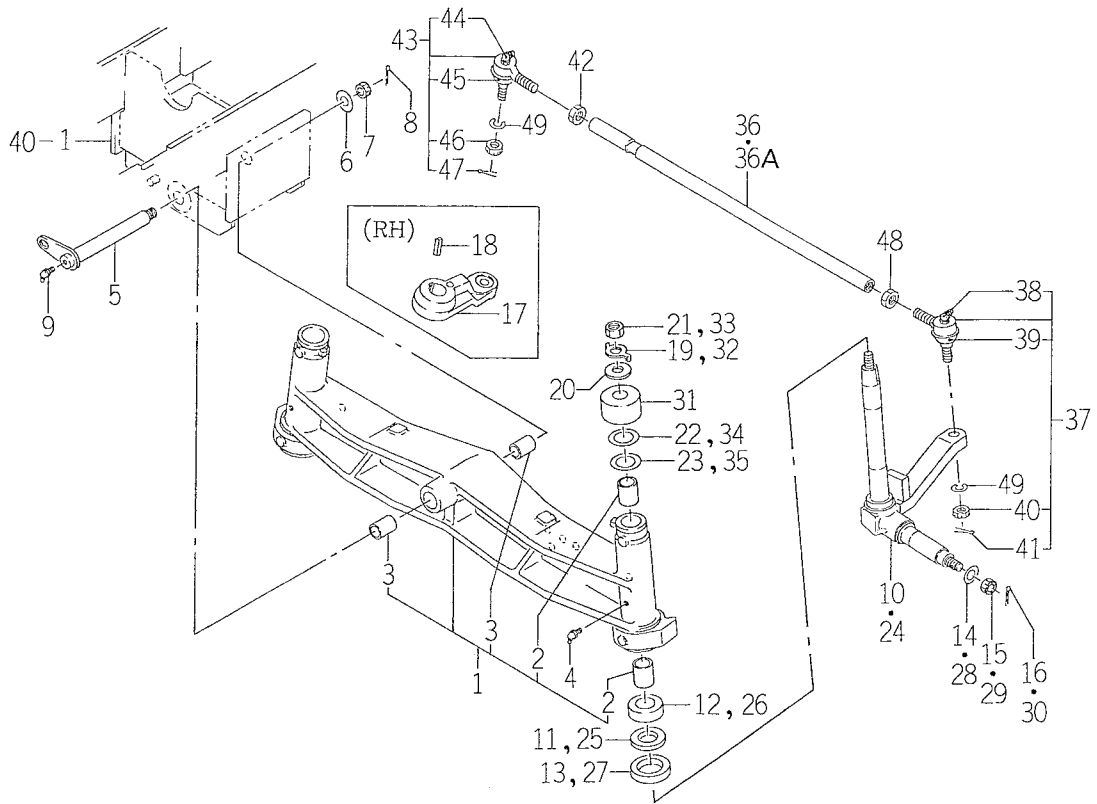
FIG. 39 PIPING SYSTEM (S TYPE)



1688-408A

KEY	PART CODE	DESCRIPTION	QTY	TYPE OF MODEL		I T C	C O L	G R P	REMARKS
				TMG18					
1	1688-408-001-00	METAL/U	1	*					
2	V720-112-402-00	O-RING/P20	1	*					
3	V200-260-605-50	BOLT/M 6X55	3	*					
4	V401-160-006-00	WASHER,SP/M 6	3	*					
5	1326-706-002-10	PLUG,DRAIN	2	*					
6	1672-408-210-00	ADAPTER/L/PF1/4 ASSY	2	*					
7	V720-112-401-10	RING/O	2	*					
8	1688-408-210-00	PIPE/VALVE/F COMP	1	*					
9	1688-408-220-00	PIPE/VALVE/R COMP	1	*					
10	V211-360-801-60	BOLT,SEMS (SP)	1	*					
11	K233-006-000-00	VALVE/FLOCON ASSY	1	*					FIG 079
12	1683-273-640-00	ADAPTER/L/PF3/8 ASSY	1	*					
13	V720-112-401-40	O-RING/P14	1	*					
14	K250-018-000-00	VALVE, RELIEF ASSY	1	*					
15	V720-112-402-00	O-RING/P20	1	*					
16	1688-408-200-10	PIPE/RELIEF COMP	1	*					
17	P113-211-330-00	ELBOW/90° /L ASSY	2	*					
18	V720-112-401-10	RING/O	2	*					
19	1682-408-220-00	HOSE/DERIVERY ASSY	2	*					
20	1444-101-016-10	CLAMP,RADIATOR HOSE	1	*					
21	V211-360-802-00	BOLT (SP) M8X20	1	*					
22	V362-260-008-00	NUT/WASHER	1	*					

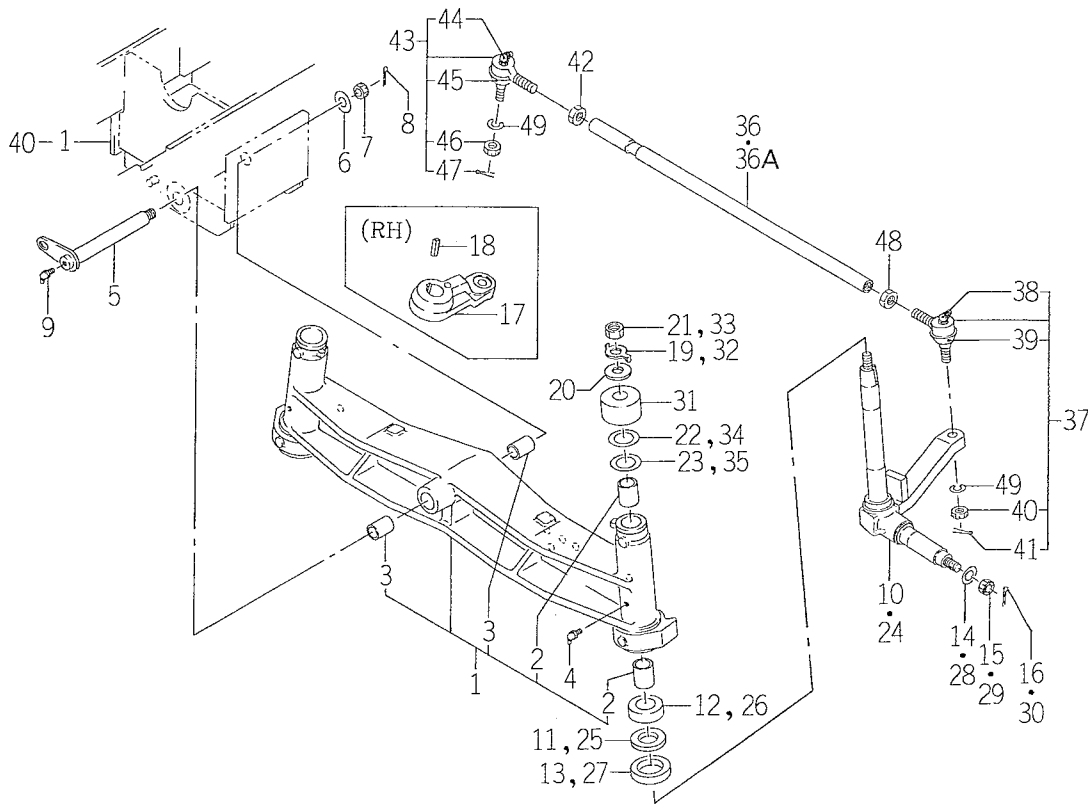
FIG. 41 2WD AXLE SYSTEM



1688-433

KEY	PART CODE	DESCRIPTION	QTY	TYPE OF MODEL		I T C	C O L	G R P	REMARKS
				TMG18					
1	1688 - 433 - 240 - 00	AXLE/2WD ASSY	1	*					
2	1411 - 401 - 001 - 00	BUSH/25X29X30	4	*					
3	1427 - 401 - 001 - 00	BUSH/20X24X30	2	*					
4	V760 - 150 - 000 - 00	NIPPLE,GREASE	2	*					
5	1688 - 433 - 200 - 00	PIN/PIVOT COMP	1	*					
6	1427 - 431 - 003 - 00	WASHER/13X32X3	1	*					
7	V327 - 262 - 112 - 00	NUT,CASTTLE/M12X1.25	1	*					
8	V500 - 163 - 002 - 50	PIN,SPLIT/3 X25	1	*					
9	V763 - 150 - 000 - 00	NIPPLE,GREASE/PT1/8	1	*					
10	1688 - 433 - 220 - 10	SPINDLE/RH COMP	1	*					
11	1419 - 403 - 001 - 00	COLLAR/25X42X4	1	*					
12	1681 - 434 - 001 - 00	BEARING/BALL/THRUST	1	*					
13	1682 - 434 - 033 - 00	SEAL/OIL	1	*					
14	3621 - 702 - 003 - 00	WASHER,PULLEY	1	*					
15	V328 - 262 - 112 - 00	NUT/M12X1.25	1	*					
16	V500 - 163 - 002 - 50	PIN,SPLIT/3 X25	1	*					
17	1688 - 433 - 003 - 00	ARM/KNUCKLE/RH	1	*					
18	1326 - 708 - 005 - 00	KEY,ROTARY TOP SHAFT	1	*					
19	1421 - 403 - 007 - 00	WASHER,LOCK/M12	1	*					
20	1421 - 403 - 008 - 00	WASHER/13X35X5	1	*					
21	V304 - 260 - 012 - 00	NUT/M12	1	*					
22	1421 - 951 - 006 - 00	SHIM,A/0.5	2	*					
23	1421 - 951 - 007 - 00	SHIM,A/1.0	2	*					
24	1688 - 433 - 230 - 10	SPINDLE/LH COMP	1	*					
25	1419 - 403 - 001 - 00	COLLAR/25X42X4	1	*					

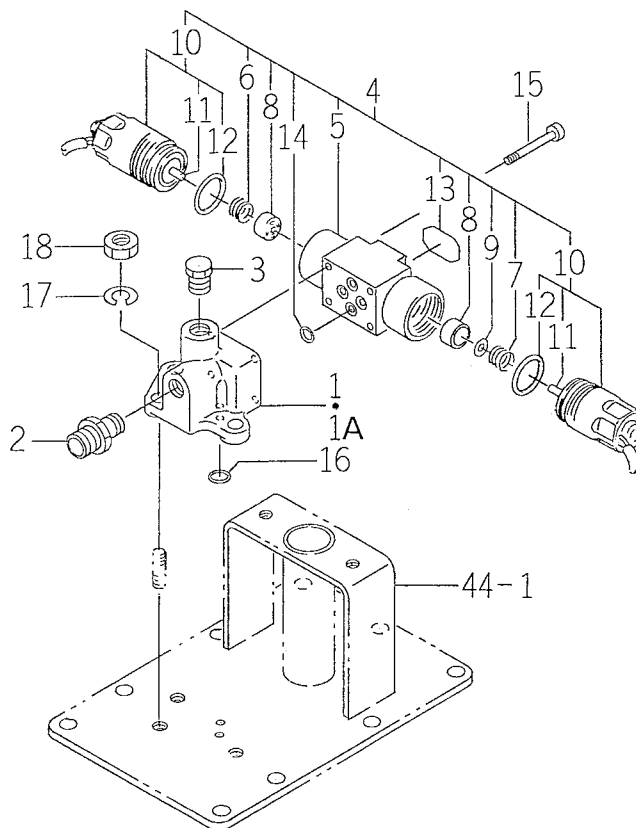
FIG. 41 2WD AXLE SYSTEM



1688-433

KEY	PART CODE	DESCRIPTION	QTY	TYPE OF MODEL		I T C	C O L	G R P	REMARKS
				TMG18					
26	1681 - 434 - 001 - 00	BEARING/BALL/THRUST	1	*					
27	1682 - 434 - 033 - 00	SEAL/OIL	1	*					
28	3621 - 702 - 003 - 00	WASHER,PULLEY	1	*					
29	V328 - 262 - 112 - 00	NUT/M12X1.25	1	*					
30	V500 - 163 - 002 - 50	PIN,SPLIT/3 X25	1	*					
31	1688 - 433 - 002 - 00	HUB/KUCKLE	1	*					
32	1421 - 403 - 007 - 00	WASHER,LOCK/M12	1	*					
33	V304 - 260 - 012 - 00	NUT/M12	1	*					
34	1421 - 951 - 006 - 00	SHIM,A/0.5	2	*					
35	1421 - 951 - 007 - 00	SHIM,A/1.0	2	*					
36	1688 - 433 - 211 - 00	ROD/TIE	1	1- -131					
36A	1688 - 433 - 211 - 10	ROD/TIE	1	132-		1			
37	1427 - 433 - 240 - 10	JOINT/BALL/LH ASSY	1	*					
38	1404 - 402 - 005 - 00	NIPPLE,GREASE	1	*					
39	1427 - 433 - 025 - 00	COVER,DUST	1	*					
40	V327 - 262 - 110 - 00	NUT/M10X1.25	1	*					
41	V500 - 162 - 502 - 50	PIN,SPLIT/2.5X25	1	*					
42	1427 - 433 - 023 - 00	NUT/LH THREAD	1	*					
43	1427 - 433 - 250 - 10	JOINT/BALL/RH ASSY	1	*					
44	1404 - 402 - 005 - 00	NIPPLE,GREASE	1	*					
45	1427 - 433 - 025 - 00	COVER,DUST	1	*					
46	V327 - 262 - 110 - 00	NUT/M10X1.25	1	*					
47	V500 - 162 - 502 - 50	PIN,SPLIT/2.5X25	1	*					
48	1427 - 433 - 022 - 00	NUT/M12	1	*					
49	V401 - 160 - 010 - 00	WASHER,SP/M10	2	*					

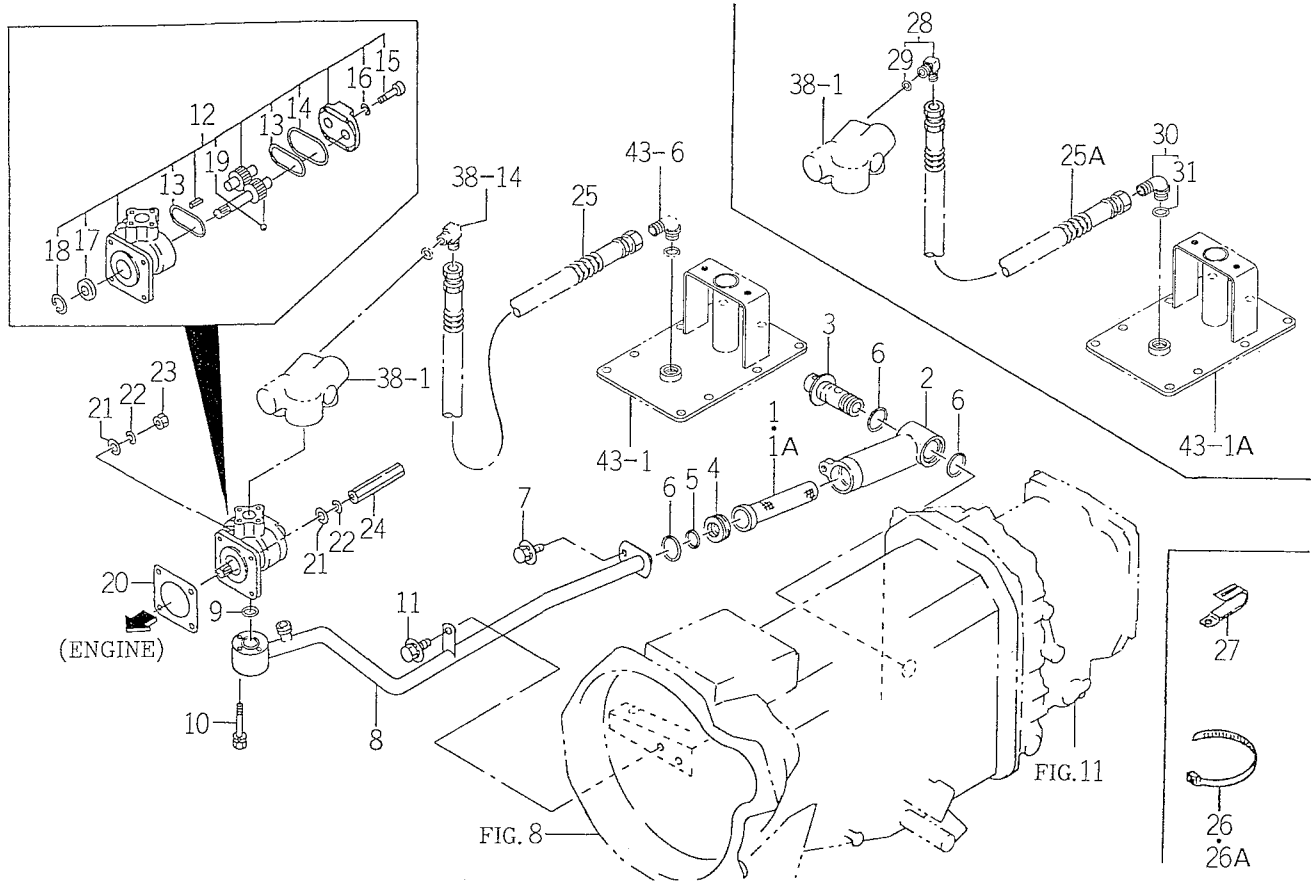
FIG. 46 STACK VALVE SYSTEM (V TYPE)



1688-507

KEY	PART CODE	DESCRIPTION	QTY	TYPE OF MODEL		I T C	C O L	G R P	REMARKS
				TMG18					
1	1688 - 507 - 001 - 00	METAL	1		1- -131				
1A	1688 - 507 - 001 - 10	METAL	1		132-	3			
2	2142 - 420 - 008 - 00	ADAPTER/1/4.3/8	1		1- -131				
3	7955 - 201 - 026 - 00	PLUG,DRAIN (1/4)	1		*				
4	K273 - 005 - 000 - 00	VALVE/SOLENOID ASSY	1		*				
5	K273 - 005 - 100 - 00	VALVE SET	1		*				
6	K270 - 001 - 003 - 10	SPRING/HC012	1		*				
7	K273 - 002 - 003 - 00	SPRING/HC012/2	1		*				
8	K270 - 001 - 004 - 00	PLATE/SPRING	2		*				
9	V411 - 260 - 006 - 00	WASHER / M6	1		*				
10	K270 - 001 - 200 - 00	SOLENOID SET	2		*				
11	K270 - 001 - 201 - 00	ROD	2		*				
12	V723 - 112 - 002 - 90	RING/O	2		*				
13	K273 - 005 - 002 - 00	LABEL/PQB	1		*				
14	V720 - 111 - 900 - 70	O - RING/P 7	4		*				
15	V220 - 540 - 504 - 50	SCREW/SOCKET	4		*				
16	V720 - 101 - 900 - 50	O - RING/P 5	2		*				
17	V401 - 160 - 008 - 00	WASHER,SP/M 8	3		*				
18	V304 - 260 - 008 - 00	NUT/M 8	3		*				

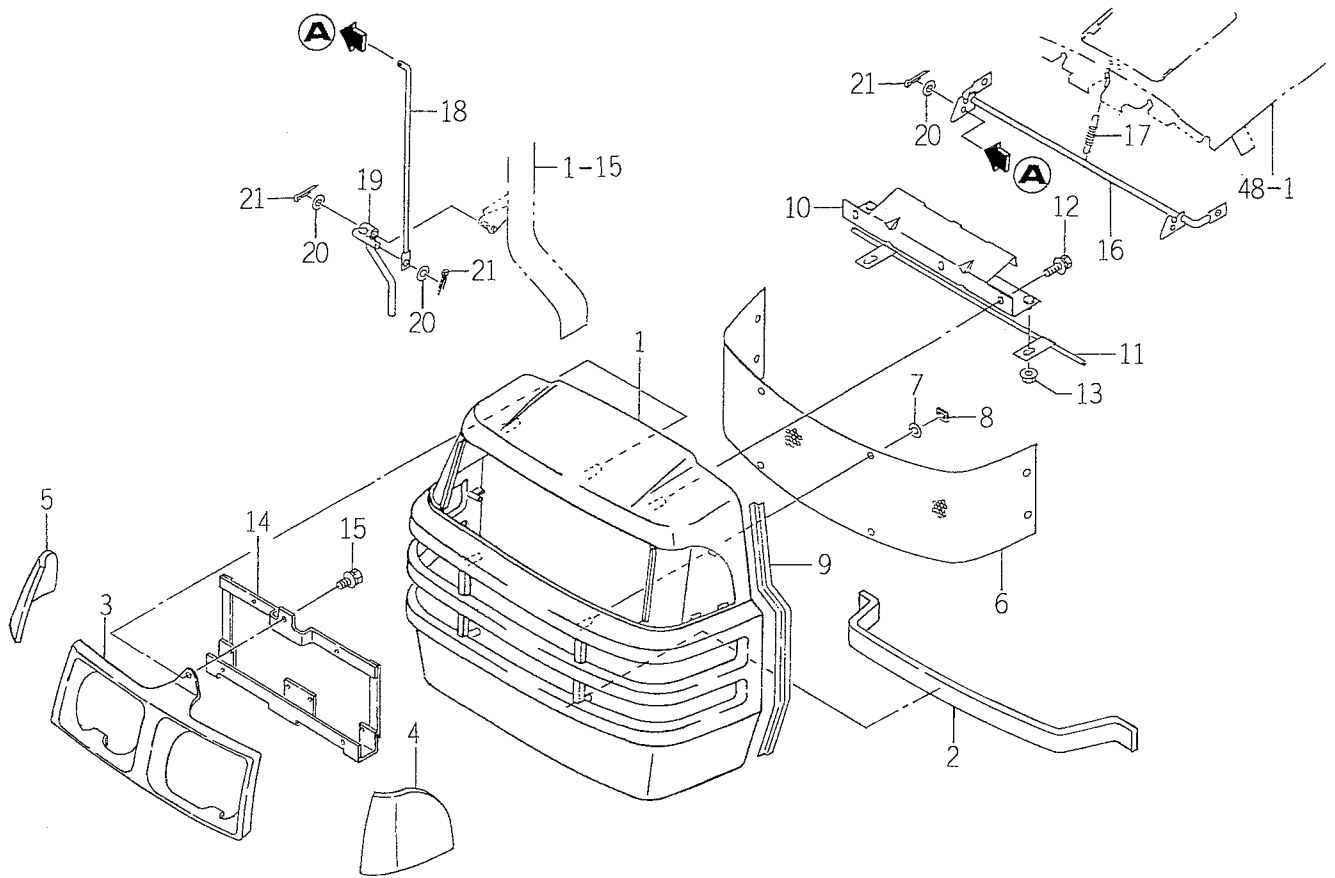
FIG. 47 MAIN PIPING SYSTEM



1688-508

KEY	PART CODE	DESCRIPTION	QTY	TYPE OF MODEL		I T C	C O L	G R P	REMARKS
				TMG18					
1	1434 - 503 - 320 - 10	FILTER	1	1-					
1A	1682 - 508 - 300 - 00	FILTER COMP	1	-200					
2	1434 - 503 - 004 - 10	CASE,OIL FILTER	1	*					
3	1434 - 503 - 330 - 00	BOLT,SET COMP	1	*					
4	1682 - 508 - 002 - 00	SPACER	1	*					
5	V720 - 102 - 402 - 10	O - RING/P21	1	*					
6	V720 - 103 - 502 - 80	O - RING/P28	3	*					
7	V211 - 360 - 801 - 60	BOLT,SEMS (SP)	1	*					
8	1688 - 508 - 200 - 00	PIPE/SUCTION COMP	1	*					
9	V720 - 112 - 402 - 00	O - RING/P20	1	*					
10	V210 - 260 - 604 - 50	BOLT,SEMS/M64X45	2	*					
11	V211 - 360 - 801 - 60	BOLT,SEMS (SP)	1	*					
12	1672 - 508 - 270 - 10	PUMP/GEAR ASSY	1	*					
13	1672 - 508 - 262 - 00	GASKET	2	*					
14	1672 - 508 - 263 - 00	GASKET	1	*					
15	V220 - 540 - 802 - 50	SCREW/SOCKET	4	*					
16	1672 - 508 - 264 - 00	WASHER	4	*					
17	V744 - 114 - 280 - 70	SEAL,OIL	1	*					
18	V705 - 140 - 028 - 00	RING,SNAP/28 C	1	*					
19	V682 - 200 - 001 - 00	BALL	2	*					
20	1404 - 503 - 006 - 00	PACKING,OIL PUMP	1	*					
21	V411 - 260 - 008 - 00	WASHER,PL/M 8	4	*					
22	V401 - 160 - 008 - 00	WASHER,SP/M 8	4	*					
23	V304 - 260 - 008 - 00	NUT/M 8	2	*					
24	1560 - 515 - 004 - 40	NUT/M8	2	*					

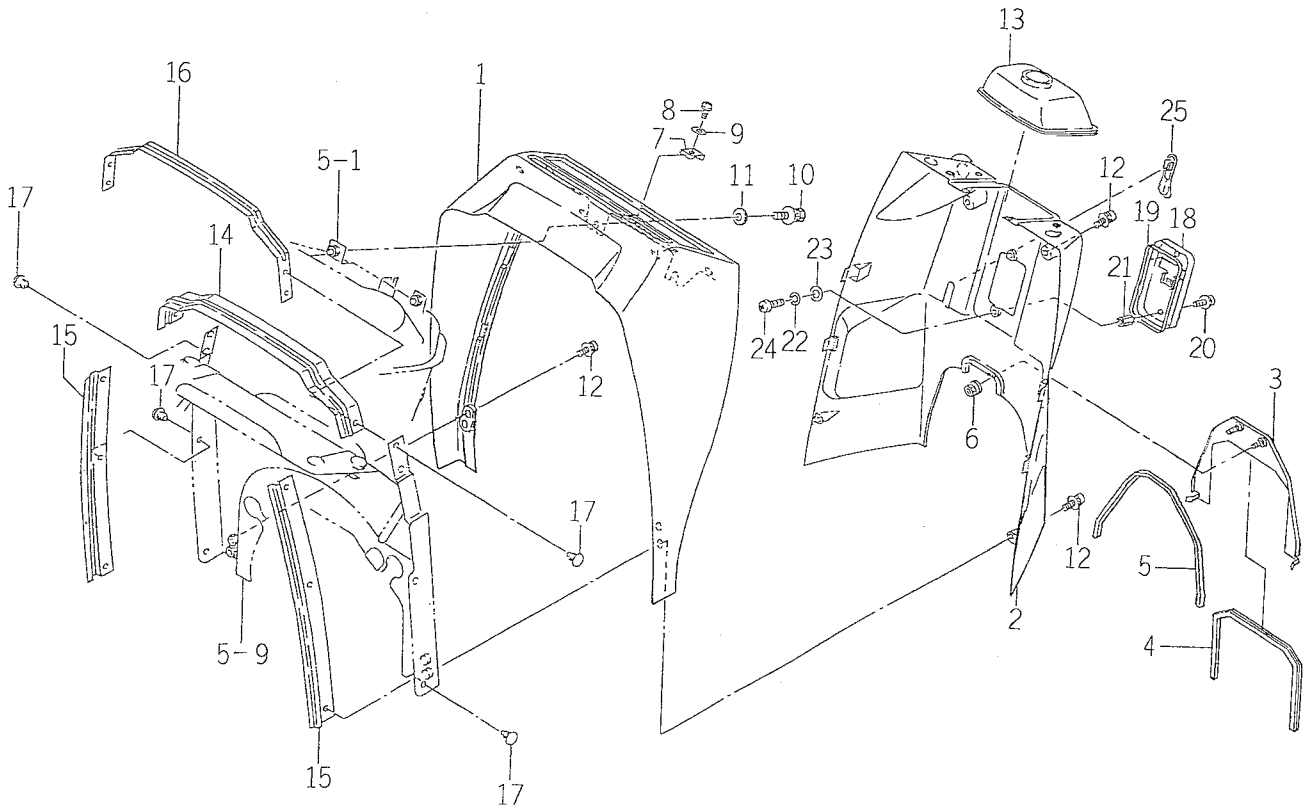
FIG. 49 GRILLE SYSTEM



1683-602

KEY	PART CODE	DESCRIPTION	QTY	TYPE OF MODEL		I T C	C O L	G R P	REMARKS
				TMG18					
1	1675 - 602 - 003 - 00	GRILLE	1	*					
2	1683 - 602 - 002 - 00	INSULATOR/575	1	*					
3	1683 - 602 - 001 - 00	HOOD/LAMP	1	*					
4	1675 - 602 - 004 - 00	MOLDING/GRILLE/LH	1	*					
5	1675 - 602 - 005 - 00	MOLDING/GRILLE/RH	1	*					
6	1683 - 602 - 003 - 00	NET/GRILLE	1	*					
7	1444 - 601 - 015 - 00	WASHER/6X14X3	8	*					
8	V350 - 160 - 006 - 00	NUT,SPEED/P6	8	*					
9	1675 - 602 - 007 - 00	TRIM/420	2	*					
10	1672 - 602 - 210 - 00	PLATE/GRILLE COMP	1	*					
11	1672 - 602 - 240 - 00	PIN COMP	1	*					
12	V210 - 360 - 601 - 60	BOLT (SP) /M6X16	3	*					
13	V363 - 260 - 008 - 00	NUT,LOCK/M8	2	*					
14	1683 - 602 - 220 - 00	BRACKET/LAMP COMP	1	*					
15	V210 - 360 - 601 - 60	BOLT (SP) /M6X16	3	*					
16	1672 - 602 - 230 - 00	PLATE/LOCK COMP	1	*					
17	1414 - 312 - 002 - 00	SPRING,TENSION/53	1	*					
18	1672 - 602 - 002 - 00	ROD	1	*					
19	1672 - 602 - 250 - 10	LEVER COMP	1	*					
20	V411 - 260 - 008 - 00	WASHER,PL/M 8	3	*					
21	V500 - 162 - 002 - 00	PIN,SPLIT/2 X20	3	*					

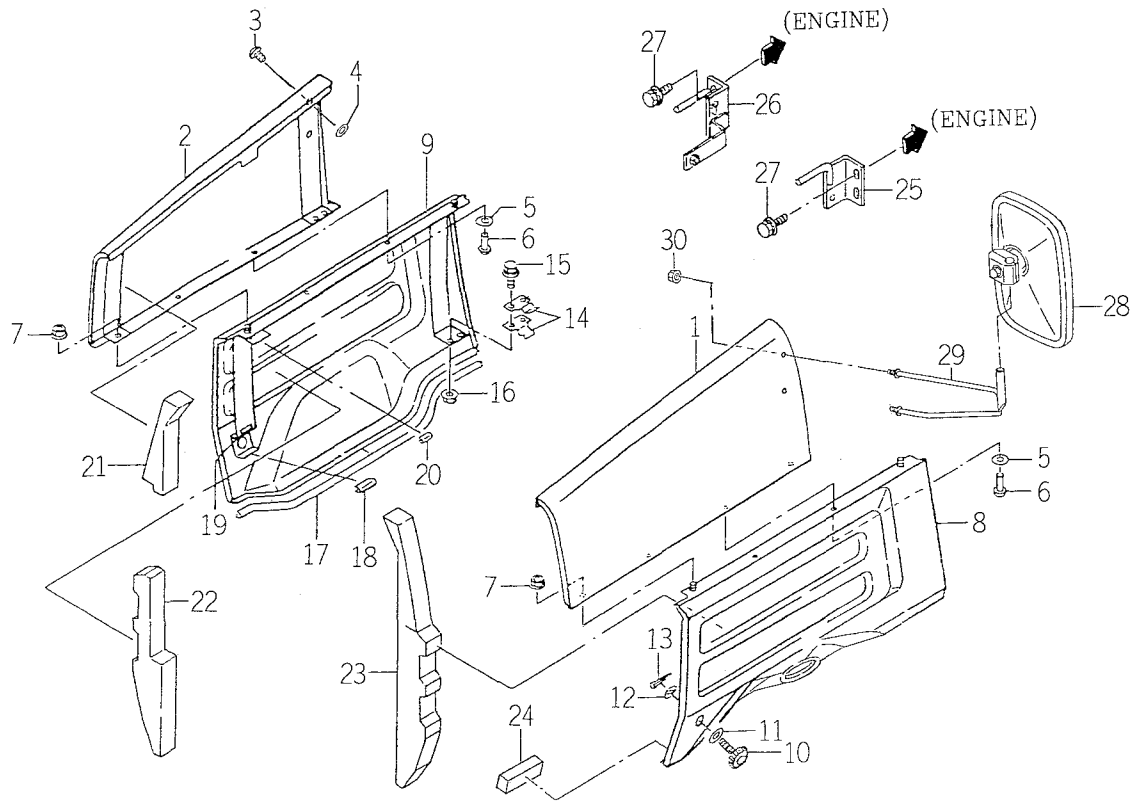
FIG. 50 DASH COVER SYSTEM



1683-603A

KEY	PART CODE	DESCRIPTION	QTY	TYPE OF MODEL		I T C	C O L	G R P	REMARKS
				TMG18					
1	1614 - 603 - 051 - 00	COVER/DUSH/F	1	*					
2	1614 - 603 - 052 - 00	COVER/DUSH/R	1	*					
3	1683 - 603 - 510 - 00	COVER/DUSH/REAR COMP	1	*					
4	1683 - 603 - 052 - 00	TRIM/490	1	*					
5	1682 - 603 - 006 - 00	TRIM/570	1	*					
6	V350 - 160 - 006 - 00	NUT,SPEED/P6	2	*					
7	1614 - 603 - 018 - 00	NUT/SPRING	2	*					
8	1560 - 401 - 004 - 40	BOLT/M5X16	2	*					
9	V411 - 260 - 006 - 00	WASHER / M6	2	*					
10	V211 - 360 - 801 - 60	BOLT,SEMS (SP)	2	*					
11	4101 - 102 - 038 - 00	WASHER/24X9X3.2	2	*					
12	V120 - 376 - 002 - 00	SCREW/SP	6	*					
13	1612 - 603 - 002 - 00	BOOT/STEERING	1	*					
14	1614 - 603 - 201 - 10	INSULATOR	1	*					
15	1672 - 603 - 006 - 00	INSULATOR	2	*					
16	1614 - 603 - 008 - 00	STAY/INSULATOR	1	*					
17	1527 - 604 - 002 - 00	CLIP (B)	8	*					
18	1672 - 603 - 200 - 00	BRACKET/FUSE COMP	1	*					
19	1672 - 603 - 005 - 00	TRIM/350	1	*					
20	V120 - 376 - 001 - 20	SCREW/SP	2	*					
21	1672 - 603 - 007 - 00	NUT/M6X15	2	*					
22	V401 - 160 - 006 - 00	WASHER,SP/M 6	2	*					
23	V411 - 260 - 006 - 00	WASHER / M6	2	*					
24	V111 - 166 - 001 - 20	SCREW/M6X12	2	*					
25	1612 - 603 - 005 - 00	CAP/PARKING	1	*					

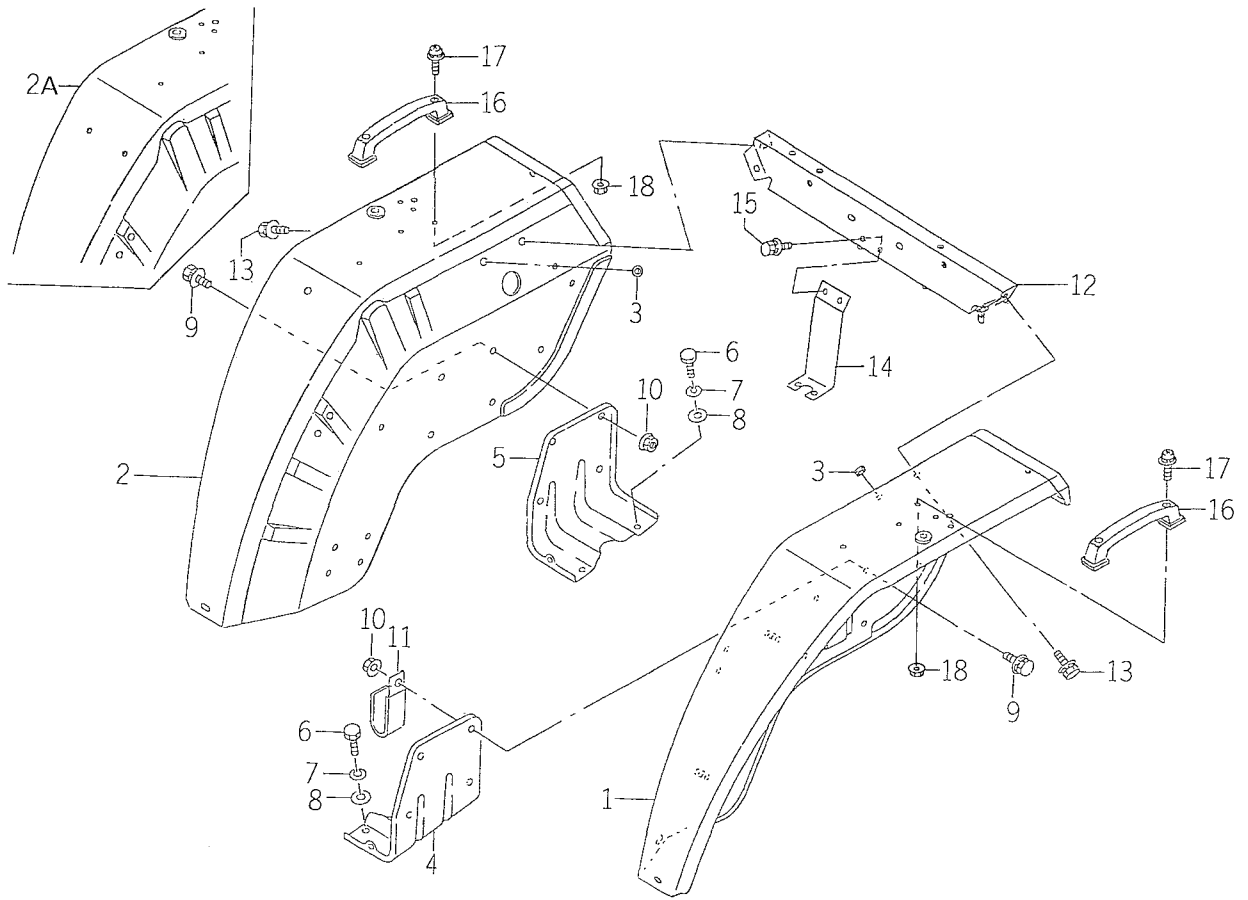
FIG. 51 SIDE COVER AND MIRROR SYSTEM



1683-604

KEY	PART CODE	DESCRIPTION	QTY	TYPE OF MODEL		I T C	C O L	G R P	REMARKS
				TMG18					
1	1683 - 604 - 240 - 10	COVER/SIDE/LH COMP	1	*			4G		
2	1683 - 604 - 250 - 10	COVER/SIDE/RH COMP	1	*			4G		
3	1527 - 604 - 002 - 00	CLIP (B)	2	*					
4	V411 - 260 - 008 - 00	WASHER,PL/M 8	2	*					
5	1480 - 604 - 204 - 00	WASHER	12	*					
6	W296 - 134 - 007 - 00	RIVET,BLIND	6	*					
7	V360 - 260 - 006 - 00	NUT/M6	4	*					
8	1683 - 604 - 200 - 20	COVER/UNDER/LH COMP	1	*			8F		
9	1683 - 604 - 210 - 20	COVER/UNDER/RH COMP	1	*			8F		
10	1672 - 604 - 003 - 00	BOLT/KNOB/M08X31	2	*					
11	V411 - 260 - 012 - 00	WASHER /M12	2	*					
12	V411 - 260 - 008 - 00	WASHER,PL/M 8	2	*					
13	V500 - 162 - 001 - 50	PIN,SPLIT/2 X15	2	*					
14	1560 - 604 - 022 - 70	SPRING	4	*					
15	V211 - 360 - 801 - 60	BOLT,SEMS (SP)	4	*					
16	V362 - 260 - 008 - 00	NUT/WASHER	4	*					
17	1683 - 604 - 004 - 00	INSULATOR/565	2	*					
18	1672 - 604 - 005 - 00	INSULATOR	2	*					
19	1672 - 601 - 001 - 00	INSULATOR	2	*					
20	1672 - 601 - 002 - 00	TRIM/20	2	*					
21	1672 - 604 - 008 - 00	INSULATOR/RH	1	*					
22	1672 - 604 - 007 - 00	INSULATOR/RH	1	*					
23	1672 - 604 - 006 - 00	INSULATOR/LH	1	*					
24	1682 - 604 - 007 - 10	INSULATOR/30X30X80	2	*					
25	1672 - 604 - 220 - 00	STAY/COVER/LH COMP	1	*					

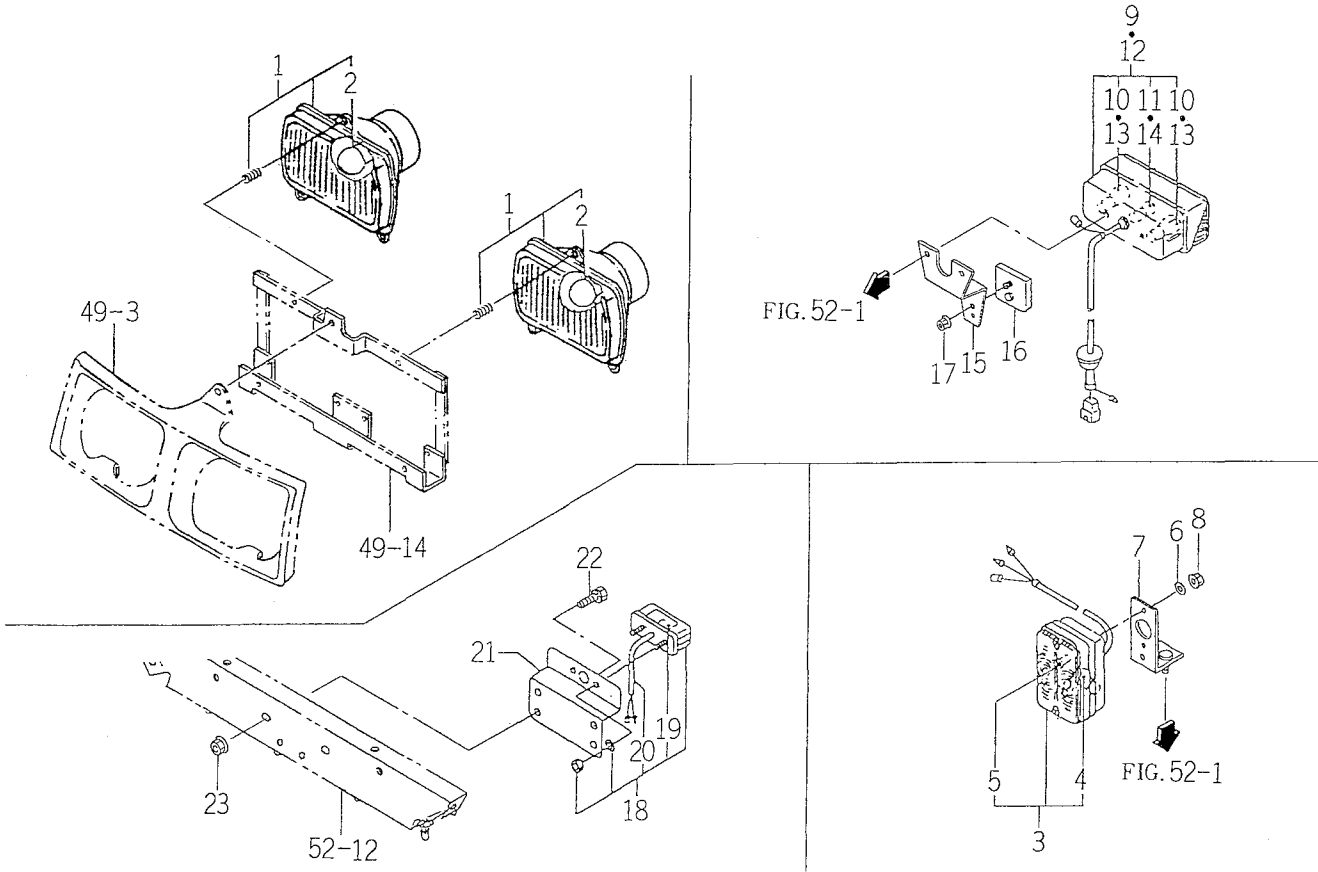
FIG. 52 FENDER SYSTEM



1682-606B

KEY	PART CODE	DESCRIPTION	QTY	TYPE OF MODEL		I T C	C O L	G R P	REMARKS
				TMG18					
1	1682 - 606 - 250 - 20	FENDER/LH COMP	1	*			4G		
2	1682 - 606 - 260 - 20	FENDER/RH COMP	1	1- -131 132-			4G		
2A	1682 - 606 - 260 - 30	FENDER/RH COMP	1	*		1			
3	1444 - 621 - 016 - 00	CAP,RUBBER (9)	4	*					
4	1672 - 606 - 001 - 00	HOLDER/FENDER/LH	1	*					
5	1672 - 606 - 002 - 00	HOLDER/FENDER/RH	1	*					
6	V201 - 261 - 202 - 50	BOLT/M12X25	4	*					
7	V401 - 160 - 012 - 00	WASHER,SP/M12	4	*					
8	V411 - 260 - 012 - 00	WASHER /M12	4	*					
9	V211 - 360 - 801 - 60	BOLT,SEMS (SP)	8	*					
10	V362 - 260 - 008 - 00	NUT/WASHER	8	*					
11	1425 - 621 - 004 - 00	CLAMP,HARNESS	1	*					
12	1682 - 606 - 270 - 10	STAY/FENDER COMP	1	*			7F		
13	V211 - 360 - 802 - 00	BOLT (SP) M8X20	2	*					
14	1682 - 606 - 230 - 10	STAY/PLATE COMP	1	*					
15	V211 - 360 - 802 - 00	BOLT (SP) M8X20	2	*					
16	3670 - 236 - 003 - 00	GRIP	2	*					
17	V120 - 376 - 002 - 00	SCREW/SP	4	*					
18	V361 - 260 - 006 - 00	NUT	4	*					

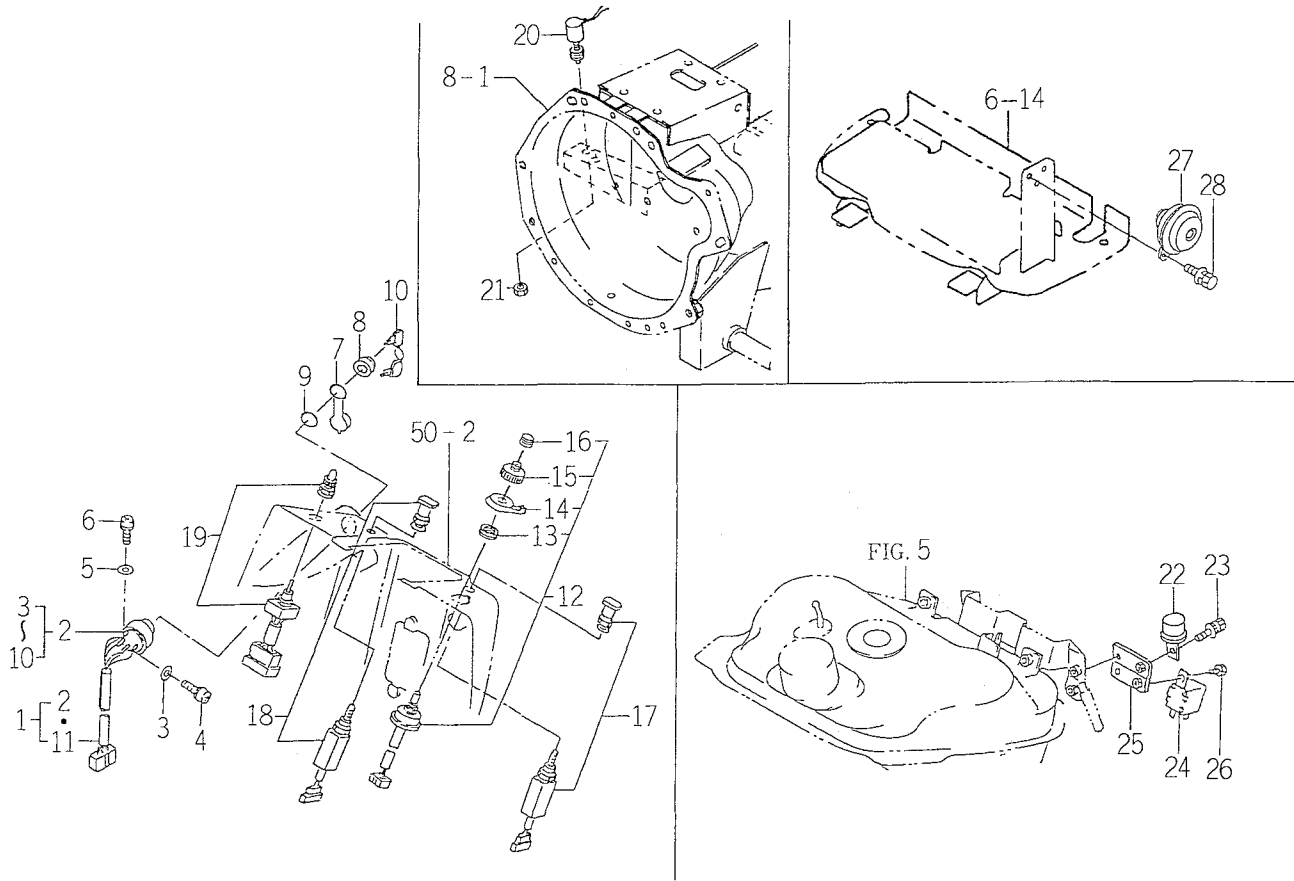
FIG. 55 LAMP SYSTEM



1682-650

KEY	PART CODE	DESCRIPTION	QTY	TYPE OF MODEL		I T C	C O L	G R P	REMARKS
				TMG18					
1	1674 - 652 - 200 - 00	LAMP/HEAD ASSY	2	*					
2	1674 - 652 - 202 - 00	BULB/12V/45/40W	2	*					
3	1674 - 654 - 200 - 00	LAMP/FRONT SET	2	*					
4	1674 - 654 - 211 - 00	BULB/12V21W	2	*					
5	1674 - 654 - 212 - 00	BULB/12V5W	2	*					
6	V411 - 260 - 005 - 00	WASHER,PL./M 5	4	*					
7	1682 - 660 - 220 - 00	PLATE/L/50X117 COMP	2	*					
8	V362 - 260 - 008 - 00	NUT/WASHER	4	*					
9	1674 - 654 - 240 - 00	LAMP/COMBI/REAR/LH	1	*					
10	1674 - 654 - 211 - 00	BULB/12V21W	2	*					
11	1674 - 654 - 212 - 00	BULB/12V5W	1	*					
12	1674 - 654 - 260 - 00	LAMP/COMBI/REAR/RH	1	*					
13	1674 - 654 - 211 - 00	BULB/12V21W	2	*					
14	1674 - 654 - 212 - 00	BULB/12V5W	1	*					
15	1682 - 660 - 003 - 00	BRACKET/REFLECTOR	2	*					
16	1600 - 622 - 321 - 00	REFLECTOR	2	*					
17	V361 - 260 - 006 - 00	NUT	2	*					
18	1674 - 654 - 270 - 00	LAMP/NUMBERPLAT SET	1	*					
19	1674 - 654 - 271 - 00	BULB/12V/5W	1	*					
20	1674 - 654 - 272 - 00	HARNES/LAMP	1	*					
21	1594 - 654 - 261 - 10	BRACKET/LAMP/NUMBER	1	*					
22	V211 - 260 - 801 - 60	BOLT,SEMS (S) M8X16	2	*					
23	V362 - 260 - 008 - 00	NUT/WASHER	2	*					

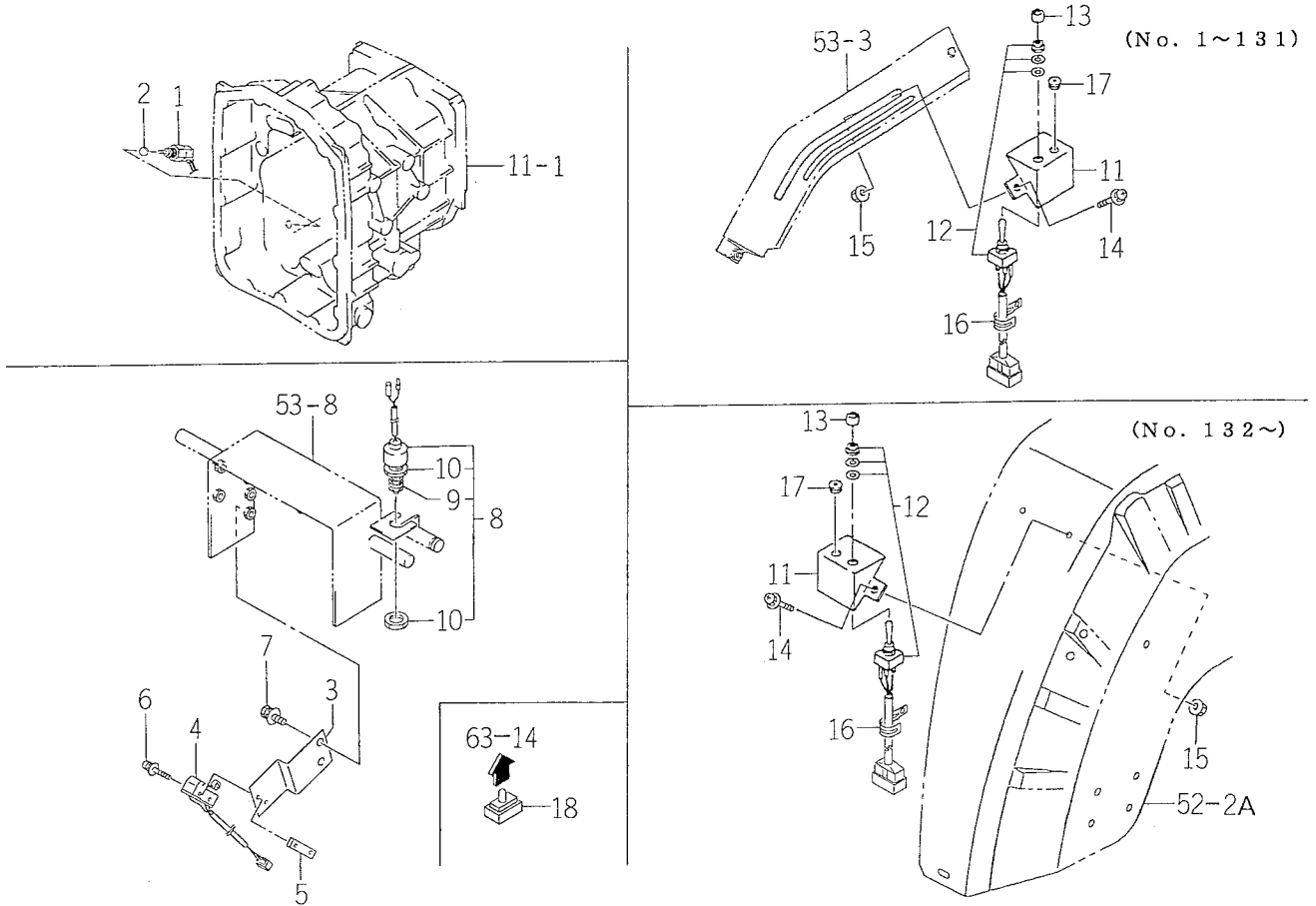
FIG. 57 SWITCH SYSTEM



1683-680A

KEY	PART CODE	DESCRIPTION	QTY	TYPE OF MODEL		I T C	C O L	G R P	REMARKS
				TMG18					
1	1575 - 623 - 210 - 00	SWITCH,STARTER ASSY	1	*					
2	1488 - 621 - 220 - 10	SWITCH,STARTER SET	1	*					
3	V411 - 260 - 004 - 00	WASHER,PL/M4	3	*					
4	V120 - 264 - 000 - 80	SCREW,PLUS/M4X8	3	*					
5	V411 - 260 - 005 - 00	WASHER,PL/M 5	3	*					
6	V120 - 265 - 001 - 00	SCREW,PLUS/M5X0.8X8	3	*					
7	1444 - 621 - 311 - 00	CAP	1	*					
8	1444 - 621 - 312 - 00	NUT,RING/M28X1.0	1	*					
9	1444 - 621 - 313 - 00	WASHER	1	*					
10	1444 - 621 - 320 - 00	KEY ASSY	1	*					
11	1575 - 623 - 211 - 00	HARNESS/STARTER	1	*					
12	1544 - 623 - 001 - 00	SWITCH ASSY	1	*					
13	1544 - 623 - 232 - 00	NUT/M22	1	*					
14	1544 - 623 - 233 - 00	LEVER	1	*					
15	1544 - 623 - 234 - 00	KNOB	1	*					
16	1544 - 623 - 235 - 00	BOOT/HORN	1	*					
17	1600 - 623 - 200 - 00	SWITCH	1	*					
18	1600 - 623 - 210 - 00	SWITCH,LAMP ASSY	1	*					
19	1600 - 623 - 220 - 00	SWITCH,HAZARD ASSY	1	*					
20	1518 - 621 - 320 - 00	SWITCH,STOP	1	*					
21	V335 - 260 - 012 - 00	NUT	1	*					
22	1600 - 623 - 002 - 00	FLASHER ASSY	1	*					
23	V210 - 360 - 601 - 60	BOLT (SP) /M6X16	1	*					
24	1581 - 621 - 290 - 00	RELAY/4P	1	*					
25	1682 - 690 - 350 - 00	STAY/RELAY COMP	1	*					

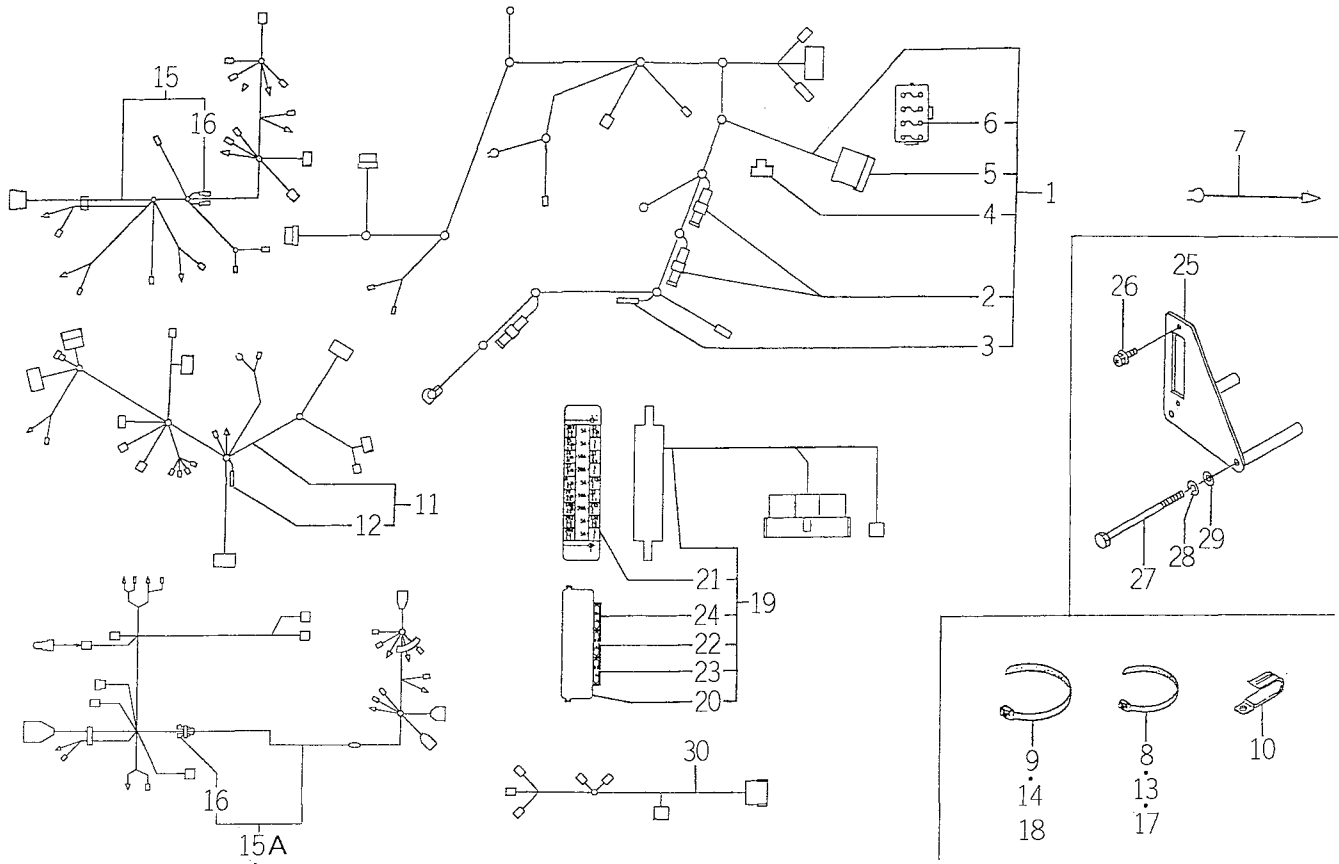
FIG. 59 SWITCH SYSTEM (V TYPE EXCEPT S)



1688-681

KEY	PART CODE	DESCRIPTION	QTY	TYPE OF MODEL		I T C	C O L	G R P	REMARKS
				TMG18					
1	1518 - 621 - 320 - 00	SWITCH,STOP	1	*					
2	V682 - 200 - 001 - 00	BALL	1	*					
3	1683 - 216 - 053 - 00	PLATE/Z/53X134	1	*					
4	1560 - 664 - 270 - 00	SWITCH/LIMIT ASSY	1	*					
5	3656 - 271 - 001 - 00	PLATE/I,13X40	1	*					
6	V120 - 364 - 002 - 50	SCREW/SP	2	*					
7	V211 - 360 - 802 - 00	BOLT (SP) M8X20	2	*					
8	1575 - 623 - 250 - 00	SWITCH/PUSH ASSY	1	*					
9	1491 - 623 - 223 - 00	BOOT	1	*					
10	1491 - 623 - 222 - 00	NUT/M20	2	*					
11	1564 - 530 - 430 - 00	BRACKET COMP	1	*					
12	1560 - 530 - 250 - 00	SWITCH,TOGGLE	1	*					
13	3645 - 383 - 001 - 00	CAP	1	*					
14	V120 - 376 - 001 - 60	SCREW/SP	2	*					
15	V361 - 260 - 006 - 00	NUT	2	*					
16	1425 - 621 - 004 - 00	CLAMP,HARNESS	1	*					
17	1432 - 651 - 028 - 00	GROMMET/9X13X2	1	*					
18	1688 - 690 - 630 - 00	COUPLLER/SHORT/RELAY	1	*					

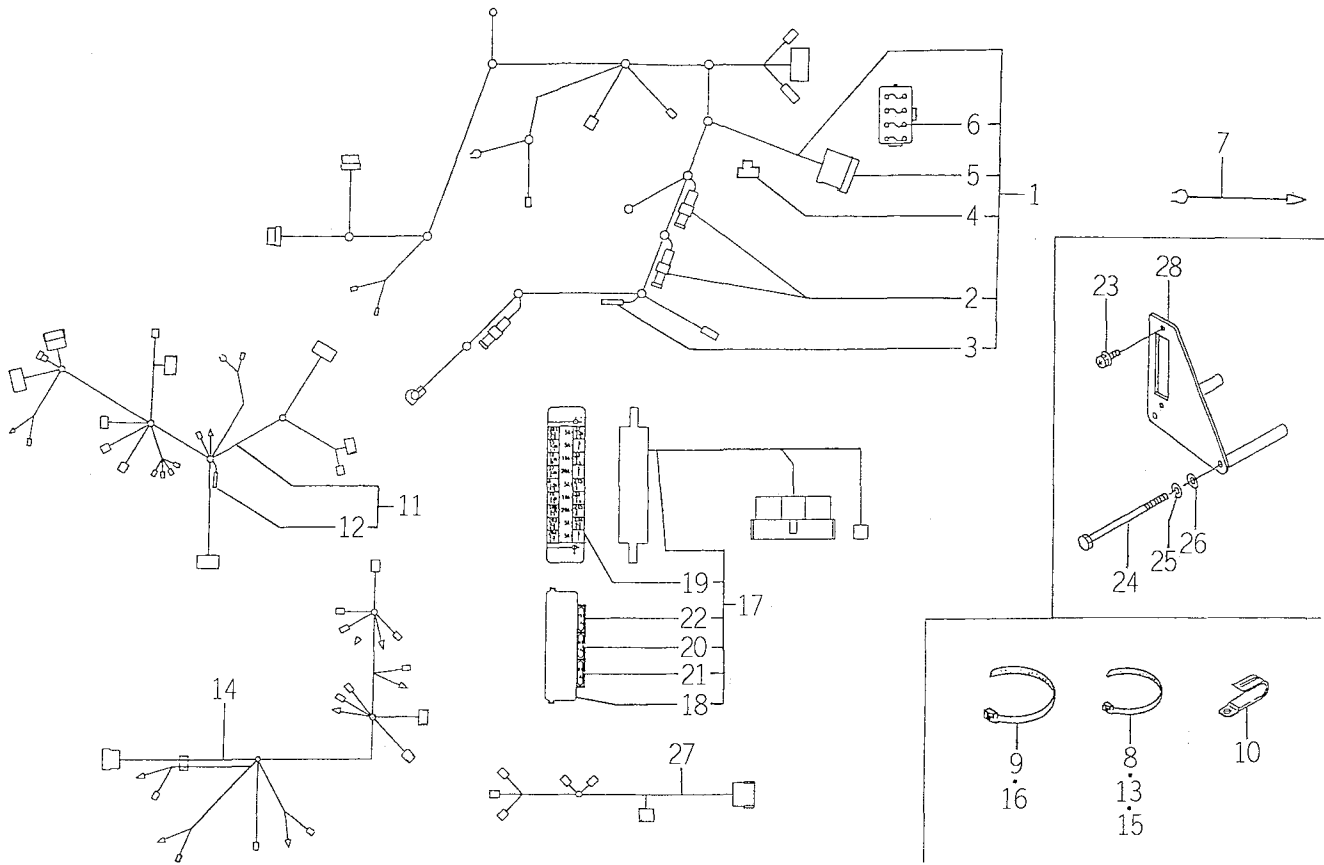
FIG. 62 HARNESS SYSTEM (S,V TYPE)



1688-690

KEY	PART CODE	DESCRIPTION	QTY	TYPE OF MODEL		I T C	C O L	G R P	REMARKS
				TMG18					
1	1682 - 690 - 300 - 30	HARNESS/ENGINE/E4	1	*					
2	1614 - 690 - 202 - 00	FUSE/SLOWBLOW	2	*					
3	1560 - 666 - 212 - 00	DIODE	2	*					
4	3650 - 261 - 261 - 00	LINK,FUSIBLE	1	*					
5	1593 - 623 - 503 - 00	CAP,FUSE BOX	1	*					
6	1560 - 664 - 264 - 00	FUSE,BLADE	4	*					
7	1600 - 624 - 004 - 00	HARNESS,OIL PRESSURE	1	*					
8	1376 - 402 - 003 - 00	BAND,WIRE/140	5	*					
9	1342 - 402 - 006 - 00	BAND,WIRE/250	1	*					
10	1425 - 621 - 004 - 00	CLAMP,HARNESS	1	*					
11	1682 - 690 - 310 - 30	HARNESS/MAIN/E4 ASSY	1	*					
12	1560 - 666 - 212 - 00	DIODE	1	*					
13	1376 - 402 - 003 - 00	BAND,WIRE/140	1	*					
14	1342 - 402 - 006 - 00	BAND,WIRE/250	1	*					
15	1688 - 690 - 620 - 00	HARNESS/REAR/VALVE	1	1- -200					
15A	1688 - 690 - 620 - 10	HARNESS/REAR/SV ASSY	1	201-		1			
16	1560 - 666 - 212 - 00	DIODE	2	*					
17	1376 - 402 - 003 - 00	BAND,WIRE/140	1	*					
18	1342 - 402 - 006 - 00	BAND,WIRE/250	2	*					
19	1688 - 690 - 340 - 10	HARNESS/FUSE ASSY	1	*		1			
20	1650 - 650 - 246 - 00	COVER/FUSE	1	*					
21	1650 - 652 - 253 - 20	LABEL/FUSE/MAIN	1	*					
22	1575 - 623 - 010 - 00	FUSE/32V10A	2	*					
23	1593 - 623 - 203 - 00	FUSE/32V20A	4	*					
24	1560 - 664 - 264 - 00	FUSE,BLADE	6	*					

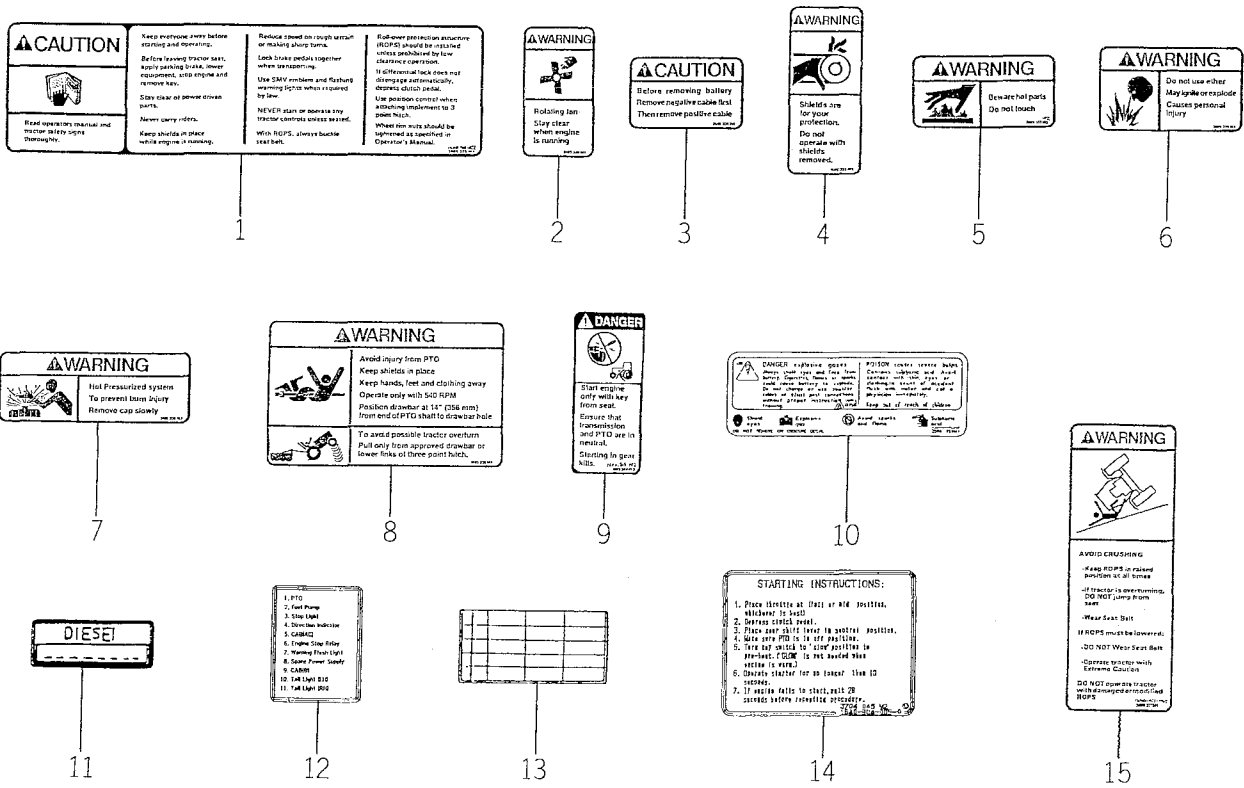
FIG. 63 HARNESS SYSTEM (EXCEPT S,V TYPE)



1683-690A

KEY	PART CODE	DESCRIPTION	QTY	TYPE OF MODEL		I T C	C O L	G R P	REMARKS
				TMG18					
1	1682 - 690 - 300 - 30	HARNESS/ENGINE/E4	1	*					
2	1614 - 690 - 202 - 00	FUSE/SLOWBLOW	2	*					
3	1560 - 666 - 212 - 00	DIODE	2	*					
4	3650 - 261 - 261 - 00	LINK,FUSIBLE	1	*					
5	1593 - 623 - 503 - 00	CAP,FUSE BOX	1	*					
6	1560 - 664 - 264 - 00	FUSE,BLADE	4	*					
7	1600 - 624 - 004 - 00	HARNESS,OIL PRESSURE	1	*					
8	1376 - 402 - 003 - 00	BAND,WIRE/140	8	*					
9	1342 - 402 - 006 - 00	BAND,WIRE/250	2	*					
10	1425 - 621 - 004 - 00	CLAMP,HARNESS	1	*					
11	1682 - 690 - 310 - 30	HARNESS/MAIN/E4 ASSY	1	*					
12	1560 - 666 - 212 - 00	DIODE	1	*					
13	1376 - 402 - 003 - 00	BAND,WIRE/140	1	*					
14	1683 - 690 - 620 - 10	HARNESS/REAR/E4 ASSY	1	*					
15	1376 - 402 - 003 - 00	BAND,WIRE/140	5	*					
16	1342 - 402 - 006 - 00	BAND,WIRE/250	1	*					
17	1688 - 690 - 340 - 10	HARNESS/FUSE ASSY	1	*					
18	1650 - 650 - 246 - 00	COVER/FUSE	1	*					
19	1650 - 652 - 253 - 20	LABEL/FUSE/MAIN	1	*					
20	1575 - 623 - 010 - 00	FUSE/32V10A	2	*					
21	1593 - 623 - 203 - 00	FUSE/32V20A	4	*					
22	1560 - 664 - 264 - 00	FUSE,BLADE	6	*					
23	V120 - 366 - 001 - 60	SCREW	2	*					
24	V201 - 260 - 813 - 00	BOLT/M 8X130	2	*					
25	V401 - 160 - 008 - 00	WASHER,SP/M 8	2	*					

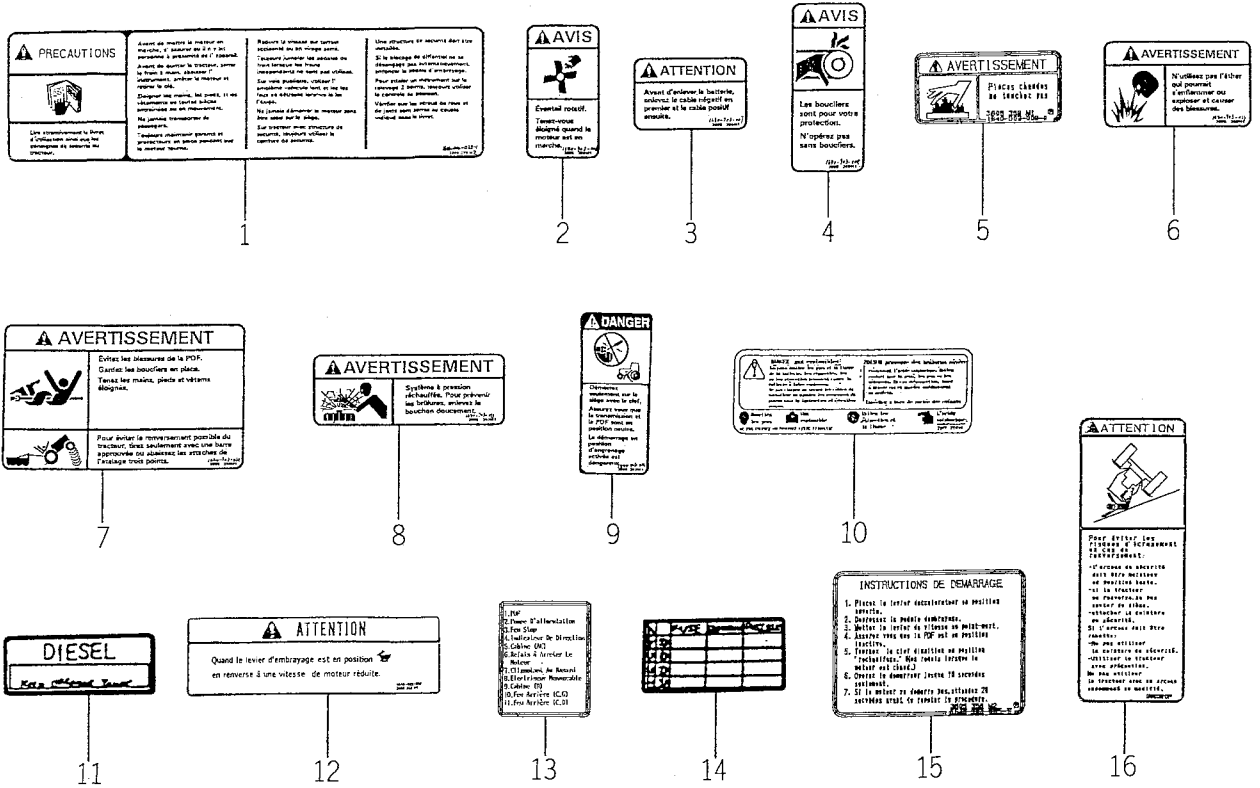
FIG. 68 LABEL (ENGLISH) (OPTION)



1620-904

KEY	PART CODE	DESCRIPTION	QTY	TYPE OF MODEL		I T C	C O L	G R P	REMARKS
				TMG18					
1	1640 - 904 - 022 - 00	LABEL/C/DRIVE/G	1	T					
2	1640 - 904 - 006 - 00	LABEL/W/FAN	2	T					
3	1640 - 904 - 007 - 00	LABEL/C/BATTERY	1	T					
4	1640 - 904 - 008 - 00	LABEL/W/SHIELD	2	T					
5	1640 - 904 - 009 - 10	LABEL/W/MUFFLER	1	T					
6	1640 - 904 - 011 - 00	LABEL/W/ETHER	1	T					
7	1640 - 904 - 013 - 00	LABEL/W/RADIATOR	1	T					
8	1640 - 904 - 012 - 00	LABEL/W/SHIELD/PTO	1	T					
9	1640 - 904 - 019 - 00	LABEL/D/STARTER	1	T					
10	1640 - 904 - 016 - 00	LABEL/D/BATTERY	1	T					
11	1427 - 941 - 016 - 00	MARK,FUEL	1	T					
12	1620 - 904 - 006 - 00	LABEL/FUSE/11	1	T					
13	1594 - 904 - 025 - 00	MARK,FUSE/4	1	T					
14	1640 - 904 - 005 - 10	LABEL/START/U	1	T					
15	1640 - 903 - 045 - 00	LABEL/W/ROPS/E30	1	T					

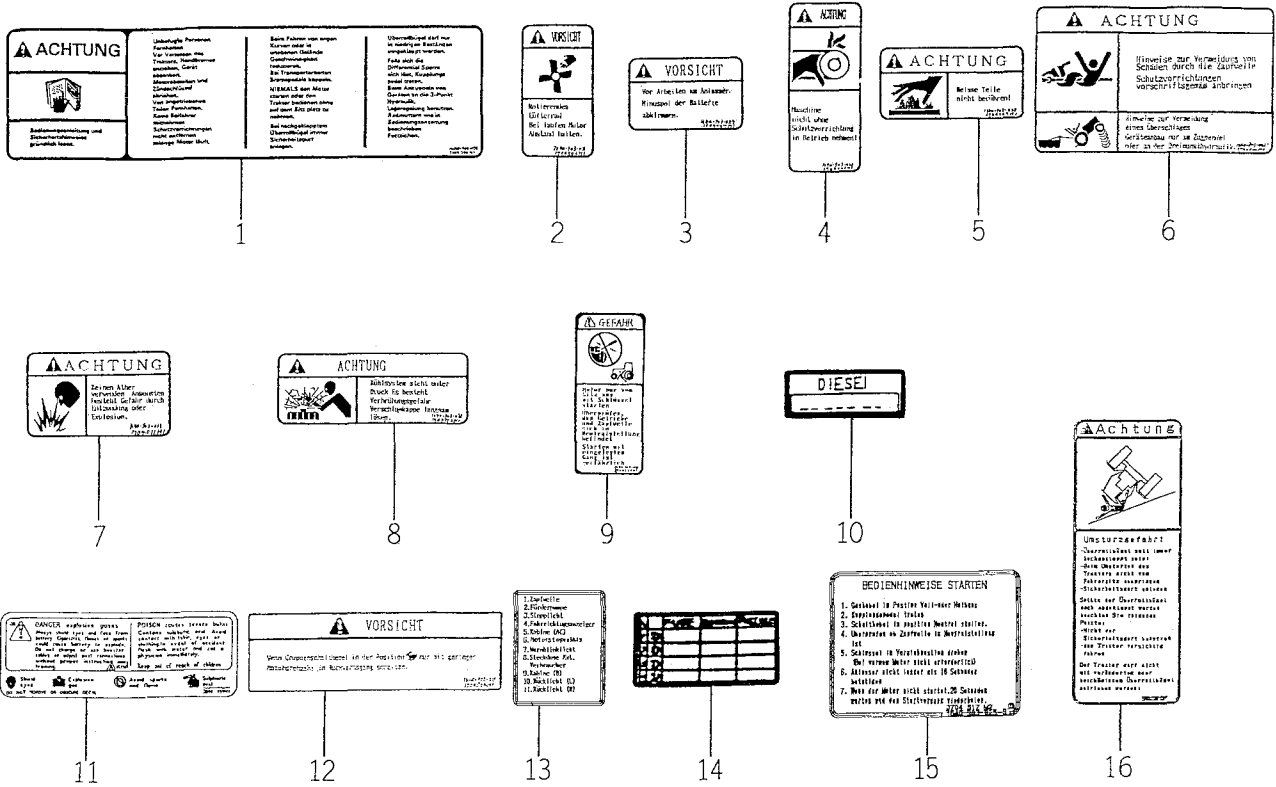
FIG. 69 LABEL (FRENCH) (OPTION)



1620-904A

KEY	PART CODE	DESCRIPTION	QTY	TYPE OF MODEL		I T C	C O L	G R P	REMARKS
				TMG18					
1	1640 - 904 - 023 - 10	LABEL/C/DRIVE/F	1	T					
2	1640 - 903 - 006 - 00	LABEL/W/FAN	2	T					
3	1640 - 903 - 007 - 00	LABEL/C/BATTERY	1	T					
4	1640 - 903 - 008 - 00	LABEL/W/SHIELD	2	T					
5	1640 - 903 - 009 - 00	LABEL/W/MUFFLER	1	T					
6	1640 - 903 - 011 - 00	LABEL/W/ETHER	1	T					
7	1640 - 903 - 012 - 00	LABEL/W/SHIELD/PTO	1	T					
8	1640 - 903 - 013 - 00	LABEL/W/RADIATOR	1	T					
9	1640 - 903 - 015 - 00	LABEL/D/STARTER	1	T					
10	1640 - 903 - 016 - 00	LABEL/D/BATTERY	1	T					
11	1427 - 934 - 013 - 00	MARK,FUEL/FR	1	T					
12	1640 - 903 - 019 - 10	LABEL/C/SHIFT	1	T					
13	1620 - 904 - 007 - 00	LABEL/FUSE/11	1	T					
14	1594 - 904 - 025 - 00	MARK,FUSE/4	1	T					
15	1640 - 903 - 005 - 10	LABEL/START/F	1	T					
16	1640 - 903 - 046 - 00	LABEL/W/ROPS/E50	1	T					

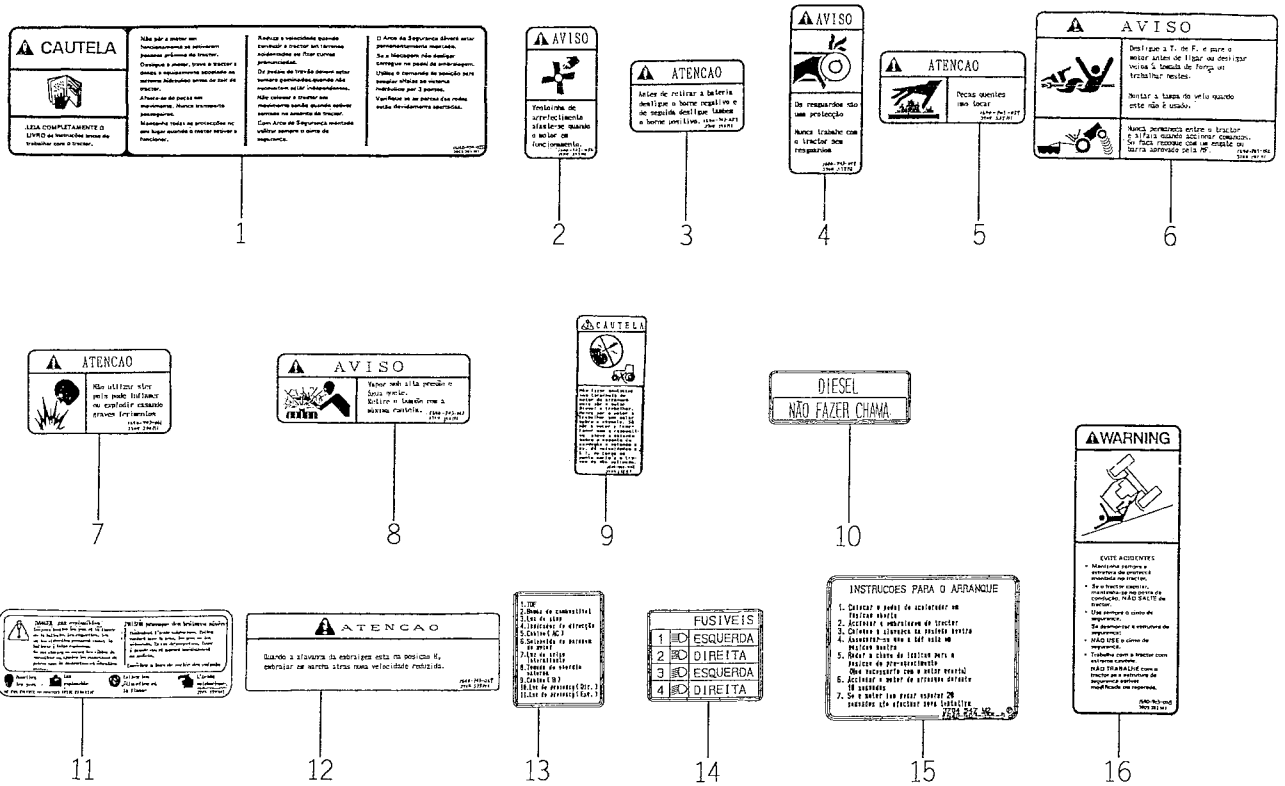
FIG. 70 LABEL (GERMAN) (OPTION)



1620-904B

KEY	PART CODE	DESCRIPTION	QTY	TYPE OF MODEL		I T C	C O L	G R P	REMARKS
				TMG18					
1	1640 - 904 - 024 - 00	LABEL/C/DRIVE/D	1	T					
2	1640 - 903 - 026 - 00	LABEL/W/FAN	2	T					
3	1640 - 903 - 027 - 00	LABEL/C/BATTERY	1	T					
4	1640 - 903 - 028 - 00	LABEL/W/SHIELD	2	T					
5	1640 - 903 - 029 - 00	LABEL/W/MUFFLER	1	T					
6	1640 - 903 - 032 - 00	LABEL/W/SHIELD/PTO	1	T					
7	1640 - 903 - 031 - 00	LABEL/W/ETHER	1	T					
8	1640 - 903 - 033 - 00	LABEL/W/RADIATOR	1	T					
9	1640 - 903 - 035 - 00	LABEL/D/STARTER	1	T					
10	1600 - 902 - 023 - 00	LABEL,FUEL/D	1	T					
11	1640 - 903 - 036 - 00	LABEL/D/BATTERY	1	T					
12	1640 - 903 - 039 - 00	LABEL/C/SHIFT	1	T					
13	1620 - 904 - 008 - 00	LABEL/FUSE/11	1	T					
14	1594 - 904 - 025 - 00	MARK,FUSE/4	1	T					
15	1640 - 903 - 025 - 10	LABEL/START/D	1	T					
16	1640 - 903 - 047 - 00	LABEL/W/ROPS/E20	1	T					

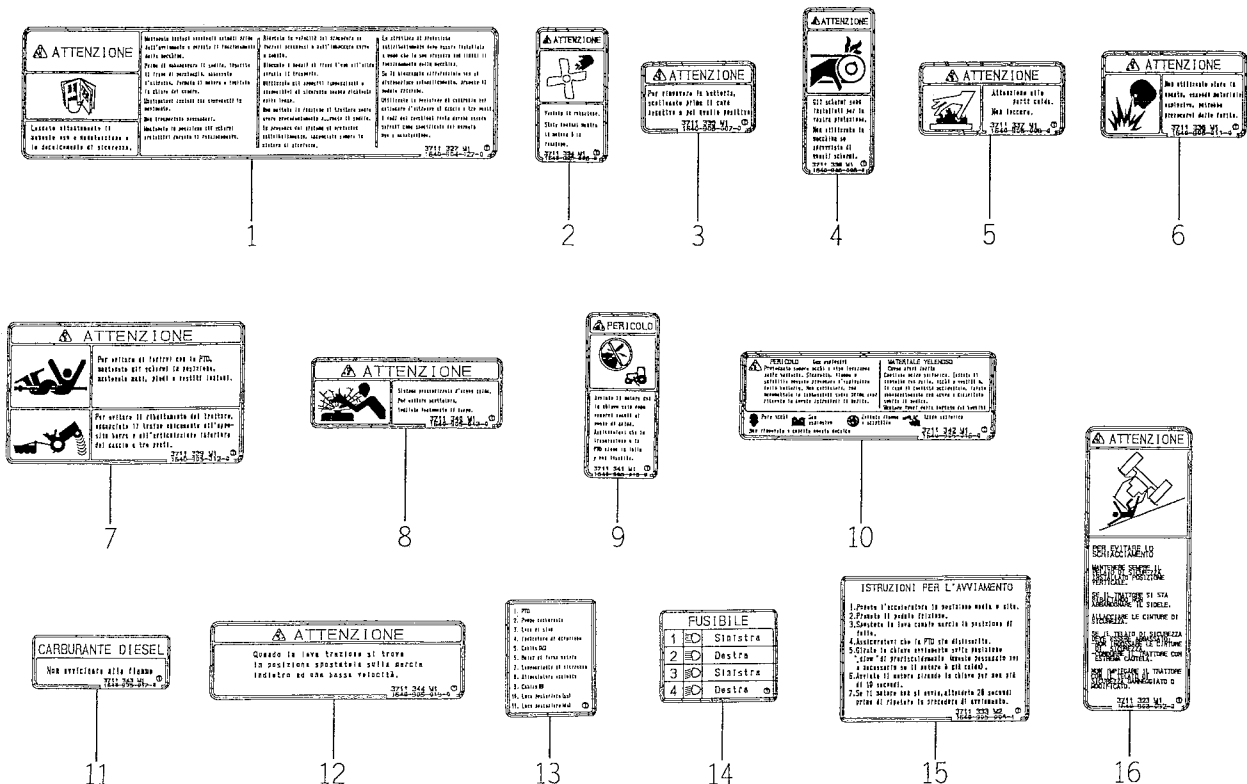
FIG. 71 LABEL (PORTUGAL) (OPTION)



1620-904C

KEY	PART CODE	DESCRIPTION	QTY	TYPE OF MODEL		I T C	C O L	G R P	REMARKS
				TMG18					
1	1640 - 904 - 025 - 00	LABEL/C/DRIVE/P	1	T					
2	1640 - 903 - 056 - 00	LABEL/W/FAN	2	T					
3	1640 - 903 - 057 - 00	LABEL/C/BATTERY	1	T					
4	1640 - 903 - 058 - 00	LABEL/W/SHIELD	2	T					
5	1640 - 903 - 059 - 00	LABEL/W/MUFFLER	1	T					
6	1640 - 903 - 062 - 00	LABEL/W/SHIELD/PTO	1	T					
7	1640 - 903 - 061 - 00	LABEL/W/ETHER	1	T					
8	1640 - 903 - 063 - 00	LABEL/W/RADIATOR	1	T					
9	1640 - 903 - 065 - 00	LABEL/D/STARTER	1	T					
10	1640 - 903 - 067 - 00	LABEL/FUEL/P	1	T					
11	1640 - 903 - 066 - 00	LABEL/D/BATTERY	1	T					
12	1640 - 903 - 069 - 00	LABEL/C/SHIFT	1	T					
13	1620 - 904 - 009 - 00	LABEL/FUSE/11	1	T					
14	1640 - 903 - 052 - 00	LABEL/FUSE/4	1	T					
15	1640 - 903 - 055 - 10	LABEL/START/P	1	T					
16	1640 - 903 - 048 - 00	LABEL/W/ROPS/E40P	1	T					

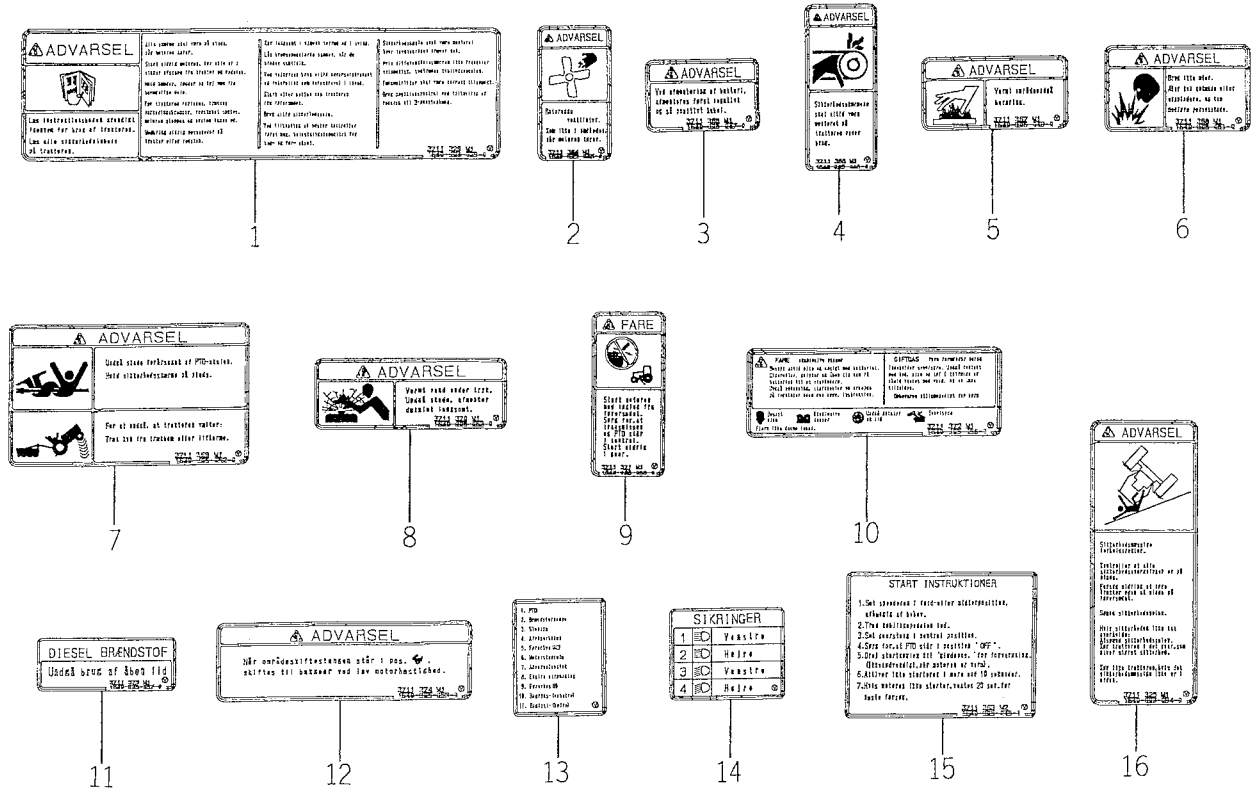
FIG. 73 LABEL (E40T) (OPTION)



1620-904E

KEY	PART CODE	DESCRIPTION	QTY	TYPE OF MODEL		I T C	C O L	G R P	REMARKS
				TMG18					
1	1640 - 904 - 027 - 00	LABEL/C/DRIVE/T	1	T					
2	1640 - 905 - 006 - 00	LABEL/W/FAN/T	2	T					
3	1640 - 905 - 007 - 00	LABEL/C/BATTERY/T	1	T					
4	1640 - 905 - 008 - 00	LABEL/W/SHIELD/T	2	T					
5	1640 - 905 - 009 - 00	LABEL/W/MUFFLER/T	1	T					
6	1640 - 905 - 011 - 00	LABEL/W/ETHER/T	1	T					
7	1640 - 905 - 012 - 00	LABEL/W/SHIELD/PTO/T	1	T					
8	1640 - 905 - 013 - 00	LABEL/W/RADIATOR/T	1	T					
9	1640 - 905 - 015 - 00	LABEL/D/STARTER/T	1	T					
10	1640 - 905 - 016 - 00	LABEL/D/BATTERY/T	1	T					
11	1640 - 905 - 017 - 00	LABEL/FUEL/T	1	T					
12	1640 - 905 - 019 - 00	LABEL/C/SHIFT/T	1	T					
13	1620 - 904 - 013 - 00	LABEL/FUSE/11/T	1	T					
14	1640 - 905 - 002 - 00	LABEL/FUSE/4/T	1	T					
15	1640 - 905 - 005 - 10	LABEL/START/T	1	T					
16	1640 - 903 - 092 - 00	LABEL/W/ROPS/T	1	T					

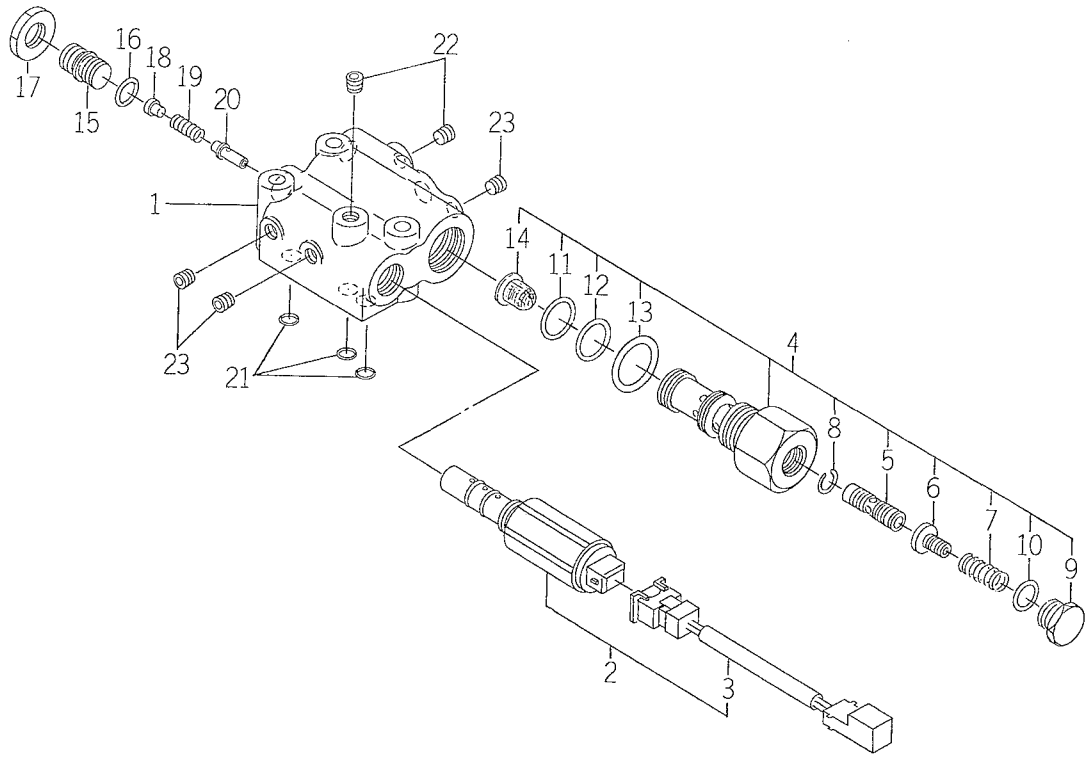
FIG. 75 LABEL (E40V) (OPTION)



1620-5046

KEY	PART CODE	DESCRIPTION	QTY	TYPE OF MODEL		I T C	C O L	G R P	REMARKS
				TMG18					
1	1640 - 904 - 029 - 00	LABEL/C/DRIVE/V	1	T					
2	1640 - 905 - 046 - 00	LABEL/W/FAN/V	2	T					
3	1640 - 905 - 047 - 00	LABEL/C/BATTERY/V	1	T					
4	1640 - 905 - 048 - 00	LABEL/W/SHIELD/V	2	T					
5	1640 - 905 - 049 - 00	LABEL/W/MUFFLER/V	1	T					
6	1640 - 905 - 051 - 00	LABEL/W/ETHER/V	1	T					
7	1640 - 905 - 052 - 00	LABEL/W/SHIELD/PTO/V	1	T					
8	1640 - 905 - 053 - 00	LABEL/W/RADIATOR/V	1	T					
9	1640 - 905 - 055 - 00	LABEL/D/STARTER/V	1	T					
10	1640 - 905 - 056 - 00	LABEL/D/BATTERY/V	1	T					
11	1640 - 905 - 057 - 00	LABEL/FUEL/V	1	T					
12	1640 - 905 - 059 - 00	LABEL/C/SHIFT/V	1	T					
13	1620 - 904 - 015 - 00	LABEL/FUSE/11/V	1	T					
14	1640 - 905 - 042 - 00	LABEL/FUSE/4/V	1	T					
15	1640 - 905 - 045 - 10	LABEL/START/V	1	T					
16	1640 - 903 - 094 - 00	LABEL/W/ROPS/V	1	T					

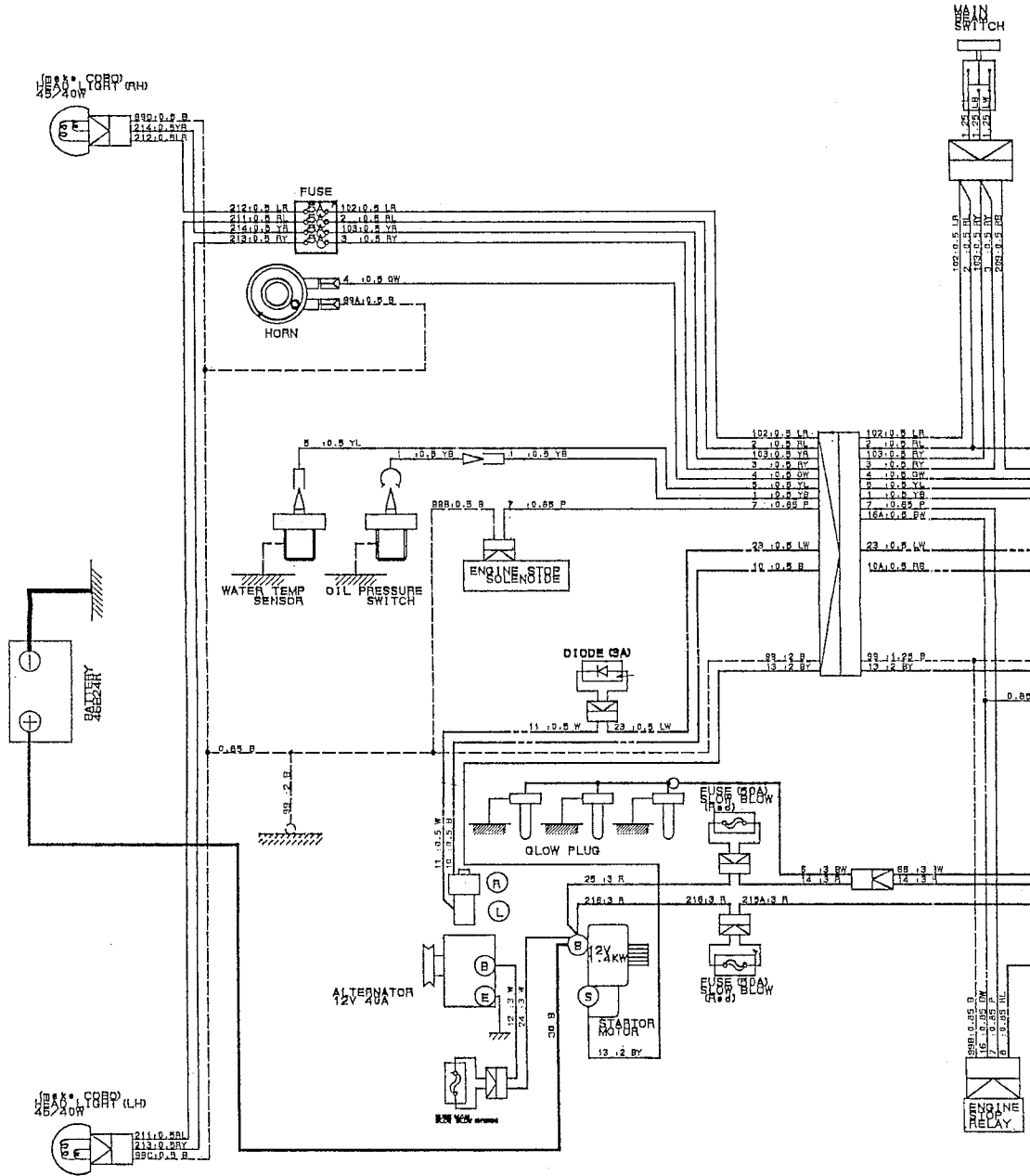
FIG. 77 COMPONENT PARTS FOR K200 - 053 - 000 - 00 ON Flg.45



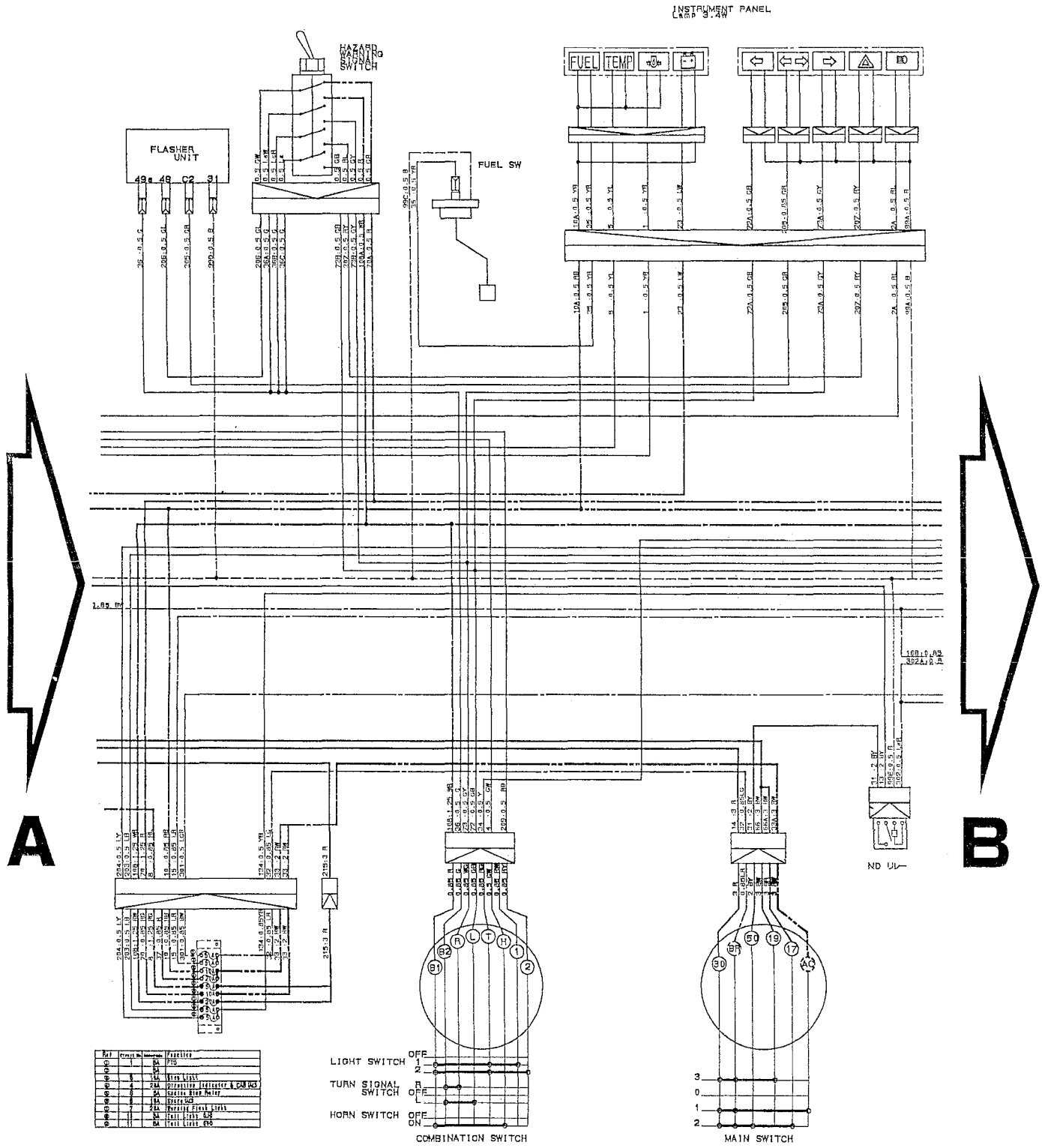
K200-0530

KEY	PART CODE	DESCRIPTION	QTY	TYPE OF MODEL		I T C	C O L	G R P	REMARKS
				TMG18					
1	K200 - 053 - 001 - 00	BODY/HVA1/053	1	*					
2	K200 - 053 - 100 - 00	VALVE/SOLENOID/NC SE	1	*					
3	K200 - 053 - 102 - 00	HARNESS/PA/BLUE	1	*					
4	K233 - 005 - 000 - 00	VALVE/FLOCON ASSY	1	*					
5	K233 - 005 - 001 - 00	SPOOL/FLOCON/1.15	1	*					
6	K233 - 002 - 003 - 00	SPRING/GUIDE	1	*					
7	K233 - 002 - 004 - 00	SPRING/HCO27	1	*					
8	K233 - 002 - 005 - 00	SPOOL/STOPPER	1	*					
9	K211 - 008 - 011 - 00	PLUG	1	*					
10	V720 - 112 - 401 - 40	O - RING/P14	1	*					
11	V720 - 112 - 401 - 80	O - RING/P18	1	*					
12	V720 - 112 - 402 - 00	O - RING/P20	1	*					
13	V720 - 113 - 502 - 50	RING/O	1	*					
14	1650 - 508 - 002 - 00	FILTER/LINE/12X18X15	1	*					
15	K250 - 031 - 005 - 00	SCREW/F	1	*					
16	V720 - 102 - 401 - 20	O - RING/P12	1	*					
17	K250 - 001 - 007 - 00	NUT	1	*					
18	K200 - 053 - 002 - 00	PLATE/SPRING	1	*					
19	K200 - 035 - 006 - 00	SPRING/HCO20	1	*					
20	K190 - 001 - 202 - 10	POPPET	1	*					
21	V720 - 111 - 900 - 70	O - RING/P 7	3	*					
22	V780 - 140 - 000 - 2T	PLUG/SCREW/SEAL	2	*					
23	V780 - 140 - 000 - 1T	PLUG/SCREW/SEAL	3	*					

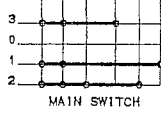
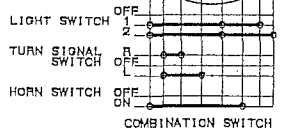
WIRING DIAGRAM (E4) (1)



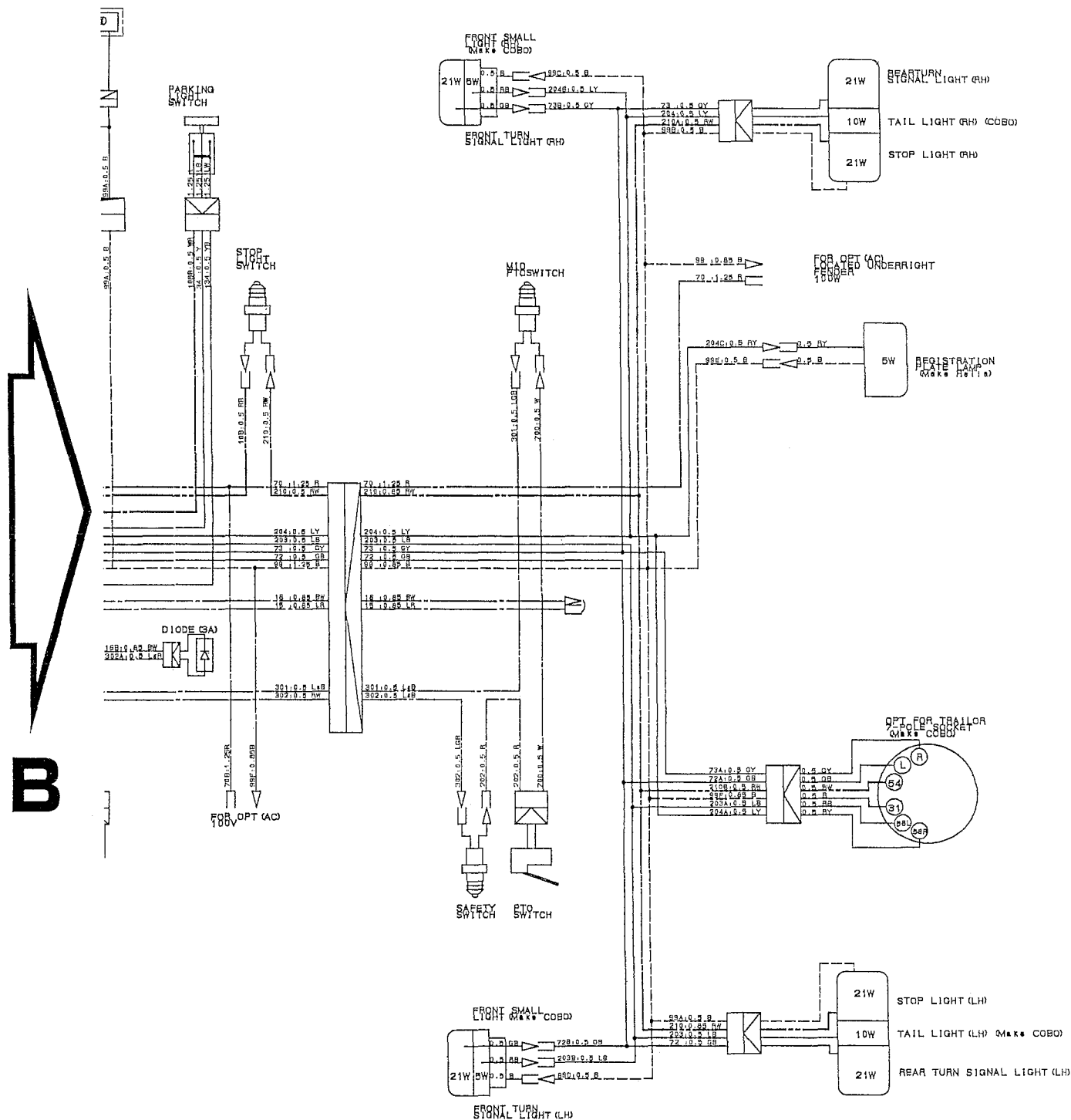
WIRING DIAGRAM (E4) (2)



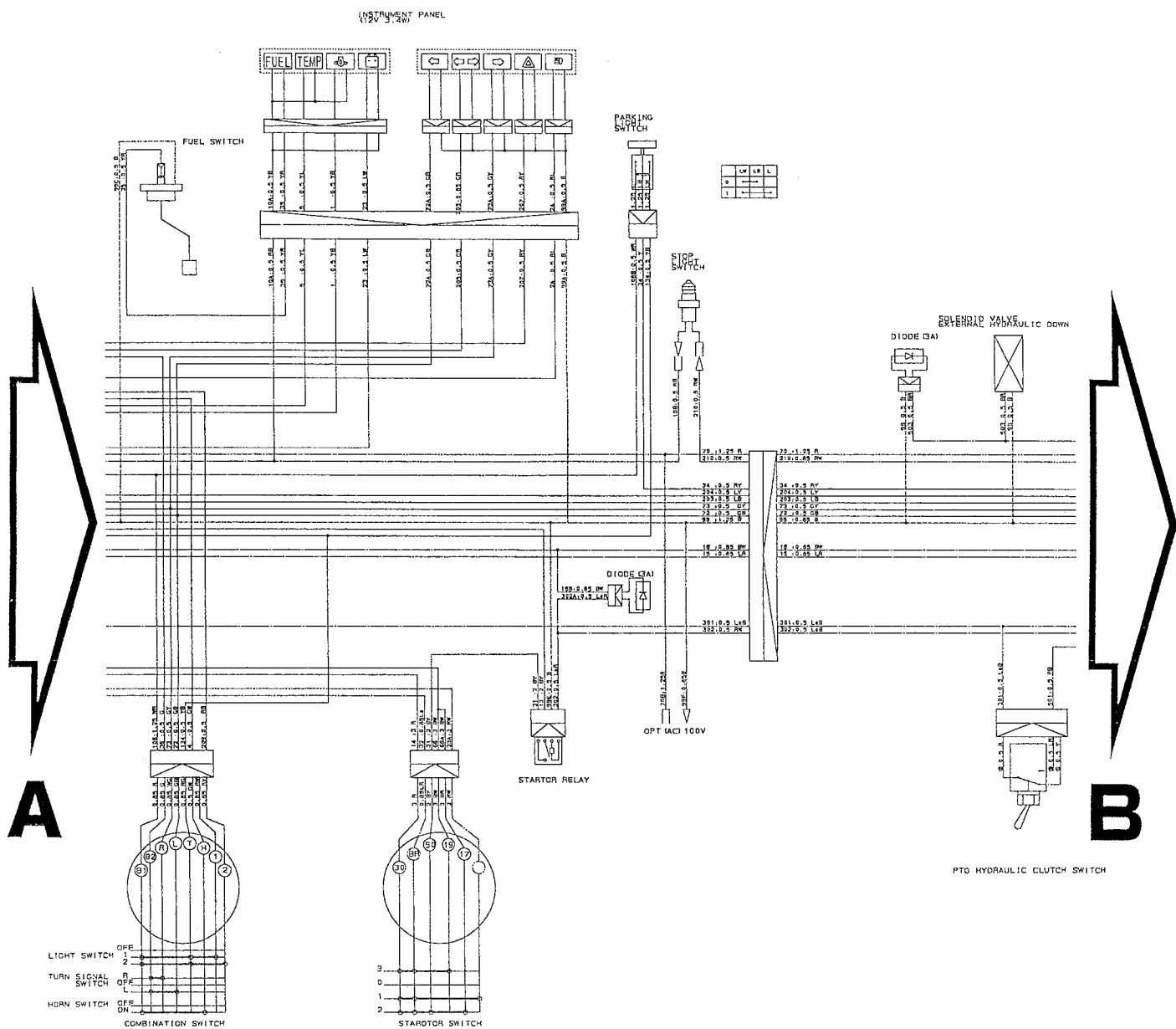
Ref	From	To	Function
1	208A	208B	Flasher
2	208C	208D	Flasher
3	208E	208F	Flasher
4	208G	208H	Flasher
5	208I	208J	Flasher
6	208K	208L	Flasher
7	208M	208N	Flasher
8	208O	208P	Flasher
9	208Q	208R	Flasher
10	208S	208T	Flasher
11	208U	208V	Flasher
12	208W	208X	Flasher
13	208Y	208Z	Flasher
14	209	210	Flasher
15	211	212	Flasher
16	213	214	Flasher
17	215	216	Flasher
18	217	218	Flasher
19	219	220	Flasher
20	221	222	Flasher
21	223	224	Flasher
22	225	226	Flasher
23	227	228	Flasher
24	229	230	Flasher
25	231	232	Flasher
26	233	234	Flasher
27	235	236	Flasher
28	237	238	Flasher
29	239	240	Flasher
30	241	242	Flasher
31	243	244	Flasher
32	245	246	Flasher
33	247	248	Flasher
34	249	250	Flasher
35	251	252	Flasher
36	253	254	Flasher
37	255	256	Flasher
38	257	258	Flasher
39	259	260	Flasher
40	261	262	Flasher
41	263	264	Flasher
42	265	266	Flasher
43	267	268	Flasher
44	269	270	Flasher
45	271	272	Flasher
46	273	274	Flasher
47	275	276	Flasher
48	277	278	Flasher
49	279	280	Flasher
50	281	282	Flasher
51	283	284	Flasher
52	285	286	Flasher
53	287	288	Flasher
54	289	290	Flasher
55	291	292	Flasher
56	293	294	Flasher
57	295	296	Flasher
58	297	298	Flasher
59	299	300	Flasher
60	301	302	Flasher
61	303	304	Flasher
62	305	306	Flasher
63	307	308	Flasher
64	309	310	Flasher
65	311	312	Flasher
66	313	314	Flasher
67	315	316	Flasher
68	317	318	Flasher
69	319	320	Flasher
70	321	322	Flasher
71	323	324	Flasher
72	325	326	Flasher
73	327	328	Flasher
74	329	330	Flasher
75	331	332	Flasher
76	333	334	Flasher
77	335	336	Flasher
78	337	338	Flasher
79	339	340	Flasher
80	341	342	Flasher
81	343	344	Flasher
82	345	346	Flasher
83	347	348	Flasher
84	349	350	Flasher
85	351	352	Flasher
86	353	354	Flasher
87	355	356	Flasher
88	357	358	Flasher
89	359	360	Flasher
90	361	362	Flasher
91	363	364	Flasher
92	365	366	Flasher
93	367	368	Flasher
94	369	370	Flasher
95	371	372	Flasher
96	373	374	Flasher
97	375	376	Flasher
98	377	378	Flasher
99	379	380	Flasher
100	381	382	Flasher
101	383	384	Flasher
102	385	386	Flasher
103	387	388	Flasher
104	389	390	Flasher
105	391	392	Flasher
106	393	394	Flasher
107	395	396	Flasher
108	397	398	Flasher
109	399	400	Flasher



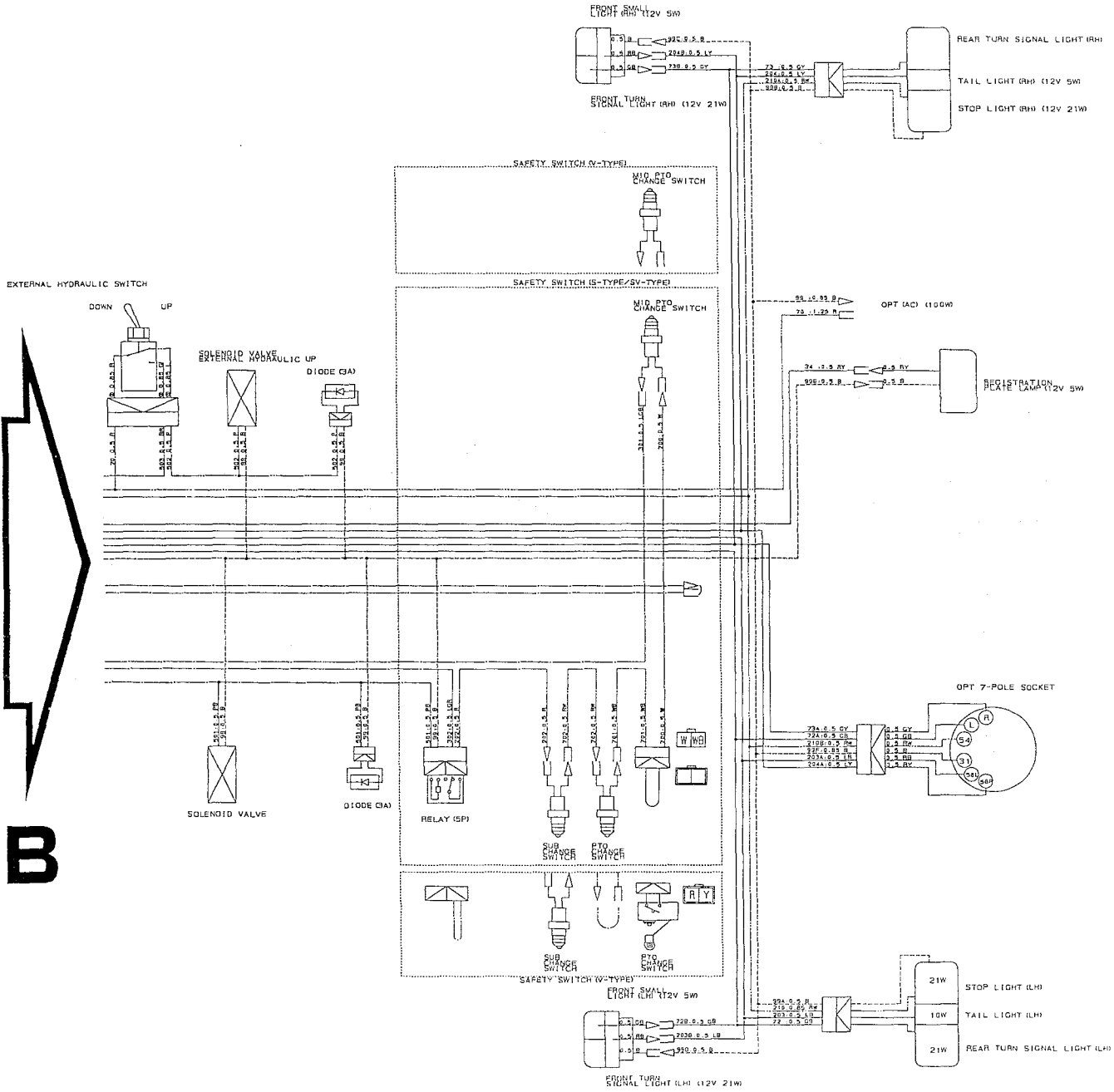
WIRING DIAGRAM (E4) (3)



WIRING DIAGRAM (E4/G/SV) (2)



WIRING DIAGRAM (E4/G/SV) (3)



NUMERICAL INDEX

6003-097-180-00

PART CODE	FIG. KEY	PART CODE	FIG. KEY	PART CODE	FIG. KEY
J061-210-015-00	17 23	6209-050-001-00	9 35	6211-361-010-10	7 1
P117-303-003-00	9 25	6209-050-002-00	9 36	6211-510-001-00	5 10
V203-361-004-50	22 8	6209-056-001-00	20 7	6211-511-003-00	5 11
V211-560-802-00	3 3	6209-300-002-00	17 18	6211-511-004-00	5 12
	9 14	6209-300-004-00	8 5	6211-540-001-00	6 1
	17 19	6209-300-013-00	5 29	6211-560-001-00	6 3
	17 27	6209-360-028-10	2 6	6211-599-001-10	5 13
	22 3	6209-409-001-00	9 21		6 2
V211-560-802-50	4 3	6209-409-003-00	11 18		6 4
V341-120-008-00	9 22	6209-440-003-00	13 7	6211-715-002-00	1 5
V411-260-006-00	20 39	6209-490-002-00	2 4	6211-721-001-00	1 6
V523-100-802-40	5 17	6209-500-003-00	9 19	6211-721-002-00	1 7
V523-101-001-80	15 2		9 28	6211-751-001-10	2 2
V600-110-600-40	20 12	6209-500-005-00	11 22	6211-760-012-20	5 28
V600-110-600-50	9 52	6209-580-002-10	20 36	6211-777-007-20	10 1
V600-110-620-30	20 11	6209-587-001-00	13 4	6212-111-015-10	13 1
V600-150-600-20	15 8	6209-605-004-00	1 4	6212-114-015-10	14 1
V682-200-000-60	1 9	6209-605-005-10	5 30	6212-116-015-10	14 3
V704-140-016-00	11 16	6209-610-001-00	5 3	6212-121-008-00	13 2
V705-140-012-00	9 34	6209-610-002-10	9 4	6212-124-008-00	14 2
V710-140-004-00	20 21	6209-625-001-00	5 14	6212-126-008-00	14 4
	20 32	6209-625-002-00	9 9	6212-211-001-10	13 3
V720-101-900-80	20 35	6209-630-002-10	23 6	6212-230-003-00	13 5
V720-102-401-50	16 9	6209-740-001-00	9 29	6212-235-001-00	13 6
V720-102-401-80	7 3	6209-749-001-10	5 15	6212-261-006-00	13 8
V723-102-002-40	9 39		9 49	6212-264-006-00	6 5
V723-102-003-60	9 43	6209-940-004-00	11 15	6212-266-006-00	6 6
V723-102-005-00	9 48	6211-110-020-20	1 1	6212-310-008-10	15 1
V723-102-005-50	17 31	6211-141-008-20	1 10	6212-330-017-20	15 5
1373-121-001-00	22 4	6211-150-008-00	1 2	6212-333-003-00	15 6
1425-621-004-00	9 17	6211-170-004-10	2 1	6212-370-011-00	15 10
3625-301-002-00	7 2	6211-173-003-00	2 3	6212-371-009-00	15 11
3625-540-004-00	9 41	6211-210-050-10	5 1	6212-372-002-10	15 12
6209-000-002-00	11 19	6211-258-001-00	5 8	6212-379-001-00	15 15
6209-000-003-00	1 11	6211-258-002-00	5 9	6212-511-002-00	12 1
6209-000-004-10	5 2	6211-291-016-00	5 24	6212-521-002-00	15 3
6209-000-013-00	15 9	6211-292-001-20	5 25	6212-522-003-00	12 2
6209-009-001-00	16 6	6211-310-021-00	9 1	6212-523-003-00	12 6
6209-030-005-00	9 10	6211-311-011-00	9 44	6212-524-002-00	20 9
6209-030-006-00	9 16	6211-312-002-20	9 45	6212-530-005-10	9 51
	17 28	6211-312-003-10	9 30	6212-531-005-10	5 6
6209-030-043-00	20 16	6211-319-003-00	9 47	6212-535-001-00	12 4
6209-030-044-00	18 4	6211-322-002-00	9 56	6212-535-002-00	20 13
6209-031-083-00	22 5	6211-341-032-00	8 1	6212-551-001-00	11 1
6209-046-001-00	9 18	6211-342-002-10	8 2	6212-552-001-00	11 2

PART CODE	FIG. KEY		PART CODE	FIG. KEY		PART CODE	FIG. KEY	
6212-561-001-00	11	3	6213-674-006-10	22	2	6215-543-001-10	20	19
6212-563-001-00	11	4	6213-711-003-20	17	30	6215-546-003-00	9	20
6212-565-001-00	11	5	6213-716-001-40	17	24	6215-549-001-10	5	27
6212-569-002-00	1	8	6213-721-003-00	17	25	6215-549-003-00	20	22
6212-571-001-10	11	6	6213-721-007-00	5	23	6215-549-005-10	20	26
6212-575-001-00	11	7	6213-729-013-10	17	22	6215-549-006-00	20	27
6212-600-002-00	11	8	6213-743-002-10	17	26	6215-549-007-10	20	37
6212-611-004-10	11	9	6214-111-011-20	3	1	6215-549-008-00	20	41
6212-616-002-00	11	17	6214-115-001-20	3	2	6215-549-009-00	20	28
6212-620-001-10	11	10	6214-141-010-10	4	1	6215-549-010-00	20	29
6212-621-002-10	11	11	6214-145-001-30	4	2	6215-549-023-00	20	30
6212-626-002-10	11	12	6215-300-030-00	19	1	6215-549-024-00	20	31
6212-628-004-00	11	13	6215-311-005-00	24	18	6215-549-027-10	20	25
6212-628-005-00	11	14	6215-315-002-00	19	2	6215-549-028-00	20	24
6213-100-003-20	16	1	6215-330-021-00	24	1	6215-600-109-10	20	1
6213-111-001-20	16	2	6215-332-002-00	24	15	6215-611-002-00	25	1
6213-120-003-00	16	3	6215-339-002-00	24	14	6215-612-002-00	25	49
6213-125-001-00	16	4	6215-342-002-00	24	2	6215-619-012-00	25	50
6213-140-008-00	16	8	6215-343-002-00	24	3	6215-619-014-00	25	53
6213-149-002-00	16	10	6215-345-044-00	24	4		25	57
6213-160-002-00	9	31	6215-345-045-00	24	5	6215-619-015-00	25	54
6213-161-001-00	9	32	6215-345-046-00	24	6	6215-619-016-00	25	55
6213-164-001-00	9	33	6215-345-047-00	24	7	6215-619-026-00	25	56
6213-211-001-10	9	42	6215-345-048-00	24	8	6215-619-030-00	25	52
6213-240-002-00	16	15	6215-345-049-00	24	9	6215-621-001-30	20	8
6213-311-003-10	16	12	6215-345-050-00	24	10	6215-622-002-00	25	12
6213-319-004-00	9	2	6215-345-051-00	24	11	6215-629-017-00	25	13
6213-610-005-40	17	1	6215-345-052-00	24	12	6215-629-018-00	25	14
6213-611-003-20	17	2	6215-345-053-00	24	13	6215-629-020-00	25	18
6213-612-004-00	17	9	6215-359-003-00	24	16	6215-629-021-00	25	19
6213-613-002-10	17	8	6215-359-004-00	24	17	6215-629-022-00	25	20
6213-614-003-10	17	12	6215-411-074-10	21	2	6215-629-023-00	25	21
6213-614-006-10	17	17	6215-411-075-00	19	3	6215-629-024-00	25	22
6213-619-002-00	17	11	6215-411-076-00	19	4	6215-629-025-00	25	23
6213-619-003-00	17	10	6215-411-077-00	19	5	6215-629-026-00	25	24
6213-619-005-00	17	16	6215-412-006-00	21	1	6215-629-027-00	25	25
6213-621-003-00	17	6	6215-520-001-00	20	15	6215-629-028-00	25	26
6213-622-002-10	17	5	6215-526-001-10	20	17	6215-629-029-00	25	27
6213-631-002-00	17	3	6215-531-021-00	20	33	6215-629-030-00	25	28
6213-631-005-00	17	4	6215-541-001-00	20	18	6215-629-031-00	25	29
6213-641-004-00	18	2	6215-541-016-30	20	23	6215-629-032-00	25	30
6213-642-002-00	17	7	6215-541-024-10	20	34	6215-629-033-00	25	31
6213-660-007-00	18	1	6215-542-004-20	9	24	6215-629-034-00	25	32
6213-669-008-00	18	3	6215-542-005-00	9	26	6215-629-068-00	25	33
6213-671-012-00	18	5	6215-542-006-00	20	20	6215-629-069-00	25	34

6003-097-180-00

PART CODE	FIG. KEY	PART CODE	FIG. KEY	PART CODE	FIG. KEY
6215-629-070-00	25 35	6281-129-010-00	26 4	6581-129-096-00	26 16
6215-629-071-00	25 36	6281-129-011-00	26 5	6581-129-099-00	26 13
6215-629-072-00	25 37	6281-129-020-00	26 7	6581-129-100-00	26 14
6215-629-073-00	25 38	6281-151-005-00	26 8	6901-050-850-00	11 20
6215-629-074-00	25 39	6281-200-005-00	22 1	6901-066-645-00	15 16
6215-629-075-00	25 40	6281-213-006-00	27 7	6901-910-612-00	7 4
6215-629-076-00	25 41	6281-214-003-00	27 12		12 5
6215-629-077-00	25 42	6281-214-004-00	27 13		20 14
6215-629-078-00	25 43	6281-215-001-00	27 17		23 7
6215-629-079-00	25 44	6281-216-001-00	27 18	6901-910-614-00	5 26
6215-629-080-00	25 45	6281-217-001-00	27 16	6901-910-616-00	9 40
6215-629-081-00	25 46	6281-221-001-00	27 4	6901-910-625-00	16 7
6215-629-082-00	25 47	6281-222-004-00	27 1	6901-910-816-00	16 11
6215-631-017-00	25 2	6281-229-002-00	27 2	6901-910-830-00	17 32
6215-634-002-00	25 15	6281-229-003-00	27 3	6901-910-840-00	3 4
6215-635-002-00	25 8	6281-229-004-00	27 6	6901-910-845-00	9 15
6215-635-008-00	25 51	6281-229-005-00	27 5		17 13
6215-637-002-00	25 48	6281-229-006-00	27 8	6901-911-020-00	8 3
6215-639-006-00	25 16	6281-229-007-00	27 9		10 2
6215-639-007-00	25 17	6281-229-008-00	27 11	6902-050-610-00	15 13
6215-641-007-00	25 3	6281-229-009-00	27 10	6902-050-816-00	9 46
6215-643-002-00	25 4	6281-229-011-00	27 15	6904-110-818-00	5 19
6215-644-002-00	25 6	6281-229-012-00	27 19	6904-110-822-00	9 5
6215-649-003-00	25 5	6281-229-013-00	27 20		9 50
6215-649-004-00	25 7	6281-229-014-00	27 21	6904-110-840-00	5 20
6215-649-005-00	25 9	6281-229-015-00	27 22	6904-110-850-00	9 7
6215-649-006-00	25 10	6281-229-016-00	27 23	6904-110-855-00	9 6
6215-649-007-00	25 11	6281-229-017-00	27 24	6908-000-716-00	12 3
6219-310-003-10	9 38	6281-229-018-00	27 25		20 10
6219-732-002-00	23 4	6281-229-029-00	27 14	6908-000-750-00	15 4
6219-752-001-00	20 2	6281-271-002-00	27 26	6908-160-408-00	16 5
6219-752-002-00	20 3	6281-410-014-00	23 3	6908-160-510-00	5 18
6219-752-003-00	20 4	6281-910-001-00	23 5		9 8
6219-752-004-00	20 5	6281-920-001-00	23 8	6908-160-816-00	5 16
6219-752-005-00	20 6	6281-971-003-00	23 1		8 4
6281-100-005-00	22 7	6282-450-002-00	23 2		15 7
6281-111-002-00	26 1	6294-453-002-00	5 21	6909-110-406-00	9 37
6281-115-005-00	26 11	6509-000-084-00	9 11		20 38
6281-116-002-00	26 2	6509-605-019-10	5 5	6909-110-408-00	9 53
6281-118-002-00	26 9		9 3		9 57
6281-121-003-00	26 3	6511-321-083-00	9 55		26 22
6281-124-001-00	26 6	6513-770-022-10	17 29	6909-110-410-00	22 6
6281-129-006-00	26 17	6581-117-007-00	26 10		22 9
6281-129-008-00	26 18	6581-123-011-00	26 12	6909-110-508-00	9 12
6281-129-009-00	26 19	6581-129-092-00	26 15		11 21

NUMERICAL INDEX

6003-097-190-00

PART CODE	FIG. KEY	PART CODE	FIG. KEY	PART CODE	FIG. KEY
J061-210-015-00	17 23	6209-056-001-00	20 7	6211-361-010-10	7 1
P117-303-003-00	9 25	6209-300-002-00	17 18	6211-510-001-00	5 10
V203-361-004-50	22 8	6209-300-004-00	8 5	6211-511-003-00	5 11
V211-560-802-00	3 3	6209-300-013-00	5 29	6211-511-004-00	5 12
	9 14	6209-360-028-10	2 6	6211-540-001-00	6 1
	17 19	6209-409-001-00	9 21	6211-560-001-00	6 3
	17 27	6209-409-003-00	11 18	6211-599-001-10	5 13
	22 3	6209-440-003-00	13 7		6 2
V211-560-802-50	4 3	6209-490-002-00	2 4		6 4
V341-120-008-00	9 22	6209-500-003-00	9 19	6211-715-002-00	1 5
V411-260-006-00	20 39		9 28	6211-721-001-00	1 6
V523-100-802-40	5 17	6209-500-005-00	11 22	6211-721-002-00	1 7
V523-101-001-80	15 2	6209-580-002-10	20 36	6211-751-001-10	2 2
V600-110-600-40	20 12	6209-587-001-00	13 4	6211-760-012-20	5 28
V600-110-600-50	9 52	6209-605-004-10	1 4	6211-777-007-20	10 1
V600-110-620-30	20 11	6209-605-005-10	5 30	6212-111-015-10	13 1
V682-200-000-60	1 9	6209-610-001-00	5 3	6212-114-015-10	14 1
V704-140-016-00	11 16	6209-610-002-10	9 4	6212-116-015-10	14 3
V705-140-012-00	9 34	6209-625-001-00	5 14	6212-121-008-00	13 2
V710-140-004-00	20 21	6209-625-002-00	9 9	6212-124-008-00	14 2
	20 32	6209-630-002-10	23 6	6212-126-008-00	14 4
V720-101-900-80	20 35	6209-740-001-00	9 29	6212-211-001-10	13 3
V720-102-401-50	16 9	6209-749-001-20	5 15	6212-230-003-00	13 5
V720-102-401-80	7 3		9 49	6212-235-001-00	13 6
V723-102-002-40	9 39	6209-920-002-00	9 23	6212-261-006-00	13 8
V723-102-003-60	9 43		16 14	6212-264-006-00	6 5
V723-102-005-00	9 48	6209-940-004-00	11 15	6212-266-006-00	6 6
V723-102-005-50	17 31	6211-110-020-20	1 1	6212-310-008-10	15 1
1373-121-001-00	22 4	6211-141-008-20	1 10	6212-330-046-00	15 5
1425-621-004-00	9 17	6211-150-008-00	1 2	6212-333-003-00	15 6
3625-301-002-00	7 2	6211-170-004-10	2 1	6212-339-004-10	15 8
3625-540-004-00	9 41	6211-173-003-00	2 3	6212-370-011-00	15 9
6209-000-002-00	11 19	6211-210-050-10	5 1	6212-371-009-00	15 10
6209-000-003-00	1 11	6211-258-001-00	5 8	6212-372-002-10	15 11
6209-000-004-10	5 2	6211-258-002-00	5 9	6212-379-001-00	15 14
6209-000-025-00	15 7	6211-291-016-00	5 24	6212-511-002-00	12 1
6209-030-005-00	9 10	6211-292-001-20	5 25	6212-521-002-00	15 3
6209-030-006-00	9 16	6211-310-021-00	9 1	6212-522-003-00	12 2
	17 28	6211-311-011-00	9 44	6212-523-003-00	12 6
6209-030-043-00	20 16	6211-312-002-20	9 45	6212-524-002-00	20 9
6209-030-044-00	18 4	6211-312-003-10	9 30	6212-530-005-10	9 51
6209-031-083-00	22 5	6211-319-003-00	9 47	6212-531-005-10	5 6
6209-046-001-00	9 18	6211-322-002-00	9 56	6212-535-001-00	12 4
6209-050-001-00	9 35	6211-341-032-00	8 1	6212-535-002-00	20 13
6209-050-002-00	9 36	6211-342-002-10	8 2	6212-551-001-00	11 1

PART CODE	FIG. KEY	PART CODE	FIG. KEY	PART CODE	FIG. KEY
6212-552-001-00	11 2	6213-660-007-00	18 1	6215-542-006-00	20 20
6212-561-001-00	11 3	6213-669-008-00	18 3	6215-543-001-10	20 19
6212-563-001-00	11 4	6213-671-012-00	18 5	6215-546-003-00	9 20
6212-565-001-00	11 5	6213-674-006-10	22 2	6215-549-001-10	5 27
6212-569-002-00	1 8	6213-711-003-20	17 30	6215-549-003-00	20 22
6212-571-003-00	11 6	6213-716-001-40	17 24	6215-549-005-10	20 26
6212-575-001-00	11 7	6213-721-003-00	17 25	6215-549-006-00	20 27
6212-600-002-00	11 8	6213-721-007-00	5 23	6215-549-007-10	20 37
6212-611-004-10	11 9	6213-729-013-10	17 22	6215-549-008-00	20 41
6212-616-002-00	11 17	6213-743-002-10	17 26	6215-549-009-00	20 28
6212-620-001-10	11 10	6214-111-011-20	3 1	6215-549-010-00	20 29
6212-621-002-10	11 11	6214-115-001-20	3 2	6215-549-023-00	20 30
6212-626-002-10	11 12	6214-141-010-10	4 1	6215-549-024-00	20 31
6212-628-004-00	11 13	6214-145-001-30	4 2	6215-549-027-10	20 25
6212-628-005-00	11 14	6215-300-037-00	19 1	6215-549-028-10	20 24
6213-100-003-20	16 1	6215-311-005-00	24 16	6215-600-109-10	20 1
6213-111-001-30	16 2	6215-315-002-00	19 2	6215-611-002-00	25 1
6213-119-001-00	16 6	6215-330-022-00	24 1	6215-612-002-00	25 49
6213-120-003-10	16 3	6215-332-006-00	24 15	6215-619-012-00	25 50
6213-125-001-00	16 4	6215-339-004-00	24 14	6215-619-014-00	25 53
6213-129-003-00	16 5	6215-342-002-00	24 13		25 57
6213-140-008-00	16 8	6215-343-002-00	24 12	6215-619-015-00	25 54
6213-149-002-00	16 10	6215-345-044-00	24 2	6215-619-016-00	25 55
6213-160-002-00	9 31	6215-345-045-00	24 3	6215-619-026-00	25 56
6213-161-001-00	9 32	6215-345-046-00	24 4	6215-619-030-00	25 52
6213-164-001-00	9 33	6215-345-047-00	24 5	6215-621-001-30	20 8
6213-211-001-10	9 42	6215-345-048-00	24 6	6215-622-002-00	25 12
6213-240-002-00	16 15	6215-345-049-00	24 7	6215-629-017-00	25 13
6213-311-003-10	16 12	6215-345-050-00	24 8	6215-629-018-00	25 14
6213-319-004-00	9 2	6215-345-051-00	24 9	6215-629-020-00	25 18
6213-610-005-40	17 1	6215-345-052-00	24 10	6215-629-021-00	25 19
6213-611-003-20	17 2	6215-345-053-00	24 11	6215-629-022-00	25 20
6213-612-004-00	17 9	6215-411-074-10	21 2	6215-629-023-00	25 21
6213-613-002-10	17 8	6215-411-075-00	19 3	6215-629-024-00	25 22
6213-614-003-10	17 12	6215-411-076-00	19 4	6215-629-025-00	25 23
6213-614-006-10	17 17	6215-411-077-00	19 5	6215-629-026-00	25 24
6213-619-002-00	17 11	6215-412-006-00	21 1	6215-629-027-00	25 25
6213-619-003-00	17 10	6215-520-001-00	20 15	6215-629-028-00	25 26
6213-619-005-00	17 16	6215-526-001-10	20 17	6215-629-029-00	25 27
6213-621-003-00	17 6	6215-531-021-00	20 33	6215-629-030-00	25 28
6213-622-002-10	17 5	6215-541-001-00	20 18	6215-629-031-00	25 29
6213-631-002-00	17 3	6215-541-016-30	20 23	6215-629-032-00	25 30
6213-631-005-00	17 4	6215-541-024-10	20 34	6215-629-033-00	25 31
6213-641-004-00	18 2	6215-542-004-20	9 24	6215-629-034-00	25 32
6213-642-002-00	17 7	6215-542-005-00	9 26	6215-629-068-00	25 33

6003-097-190-00

PART CODE	FIG. KEY	PART CODE	FIG. KEY	PART CODE	FIG. KEY
6215-629-069-00	25 34	6281-129-009-00	26 19	6581-129-092-00	26 15
6215-629-070-00	25 35	6281-129-010-00	26 4	6581-129-096-00	26 16
6215-629-071-00	25 36	6281-129-011-00	26 5	6581-129-099-00	26 13
6215-629-072-00	25 37	6281-129-020-00	26 7	6581-129-100-00	26 14
6215-629-073-00	25 38	6281-151-005-00	26 8	6901-050-850-00	11 20
6215-629-074-00	25 39	6281-200-005-00	22 1	6901-066-645-00	15 15
6215-629-075-00	25 40	6281-213-006-00	27 7	6901-910-612-00	7 4
6215-629-076-00	25 41	6281-214-003-00	27 12		12 5
6215-629-077-00	25 42	6281-214-004-00	27 13		20 14
6215-629-078-00	25 43	6281-215-001-00	27 17		23 7
6215-629-079-00	25 44	6281-216-001-00	27 18	6901-910-614-00	5 26
6215-629-080-00	25 45	6281-217-001-00	27 16	6901-910-616-00	9 40
6215-629-081-00	25 46	6281-221-001-00	27 4	6901-910-625-00	16 7
6215-629-082-00	25 47	6281-222-004-00	27 1	6901-910-816-00	16 11
6215-631-017-00	25 2	6281-229-002-00	27 2	6901-910-830-00	17 32
6215-634-002-00	25 15	6281-229-003-00	27 3	6901-910-840-00	3 4
6215-635-002-00	25 8	6281-229-004-00	27 6	6901-910-845-00	9 15
6215-635-008-00	25 51	6281-229-005-00	27 5		17 13
6215-637-002-00	25 48	6281-229-006-00	27 8	6901-911-020-00	8 3
6215-639-006-00	25 16	6281-229-007-00	27 9		10 2
6215-639-007-00	25 17	6281-229-008-00	27 11	6902-050-610-00	15 12
6215-641-007-00	25 3	6281-229-009-00	27 10	6902-050-816-00	9 46
6215-643-002-00	25 4	6281-229-011-00	27 15	6904-110-818-00	5 19
6215-644-002-00	25 6	6281-229-012-00	27 19	6904-110-822-00	9 5
6215-649-003-00	25 5	6281-229-013-00	27 20		9 50
6215-649-004-00	25 7	6281-229-014-00	27 21	6904-110-840-00	5 20
6215-649-005-00	25 9	6281-229-015-00	27 22	6904-110-850-00	9 7
6215-649-006-00	25 10	6281-229-016-00	27 23	6904-110-855-00	9 6
6215-649-007-00	25 11	6281-229-017-00	27 24	6908-000-716-00	12 3
6219-310-003-10	9 38	6281-229-018-00	27 25		20 10
6219-732-002-00	23 4	6281-229-029-00	27 14	6908-000-750-00	15 4
6219-752-001-00	20 2	6281-271-002-00	27 26	6908-160-510-00	5 18
6219-752-002-00	20 3	6281-410-010-00	23 3		9 8
6219-752-003-00	20 4	6281-910-001-00	23 5	6908-160-816-00	5 16
6219-752-004-00	20 5	6281-920-001-00	23 8		8 4
6219-752-005-00	20 6	6281-971-003-00	23 1	6909-110-406-00	9 37
6281-100-005-00	22 7	6282-450-002-00	23 2		20 38
6281-111-002-00	26 1	6294-453-002-00	5 21	6909-110-408-00	9 53
6281-115-005-00	26 11	6509-000-084-00	9 11		9 57
6281-116-002-00	26 2	6509-605-019-10	5 5		26 22
6281-118-002-00	26 9		9 3	6909-110-410-00	22 6
6281-121-003-00	26 3	6511-321-083-00	9 55		22 9
6281-124-001-00	26 6	6513-770-022-10	17 29	6909-110-508-00	9 12
6281-129-006-00	26 17	6581-117-007-00	26 10		11 21
6281-129-008-00	26 18	6581-123-011-00	26 12		17 14

NUMERICAL INDEX

1688-097-100-10

PART CODE	FIG. KEY	PART CODE	FIG. KEY	PART CODE	FIG. KEY
J061-210-012-00	4 15	K270-001-200-00	46 10	V201-361-007-50	13 48
J061-210-015-00	1 25	K270-001-201-00	46 11	V201-361-008-50	37 20
J061-224-032-00	1 21	K273-002-003-00	46 7	V201-361-009-00	25 3
J061-230-038-00	1 19	K273-005-000-00	46 4	V201-361-014-00	13 49
J061-236-044-00	1 18	K273-005-002-00	46 13	V201-361-202-50	8 4
	1 22	K273-005-100-00	46 5		9 2
J061-242-050-00	3 8	P113-211-300-00	45 7		33 9
J061-247-055-00	3 10	P113-211-330-00	38 17	V201-361-204-00	8 5
J062-081-087-00	4 18		39 17		9 3
J062-111-120-00	4 16	P117-202-015-00	45 6	V203-261-002-00	36 11
K185-031-302-00	37 6	P117-501-230-00	47 30	V203-261-202-00	23 5
	37 13	P117-501-250-00	38 14		25 26
K185-031-303-00	37 7		43 6		60 3
	37 14		47 28		61 3
K190-001-202-10	77 20	V111-166-001-20	50 24	V203-361-002-00	5 10
K200-035-006-00	77 19	V120-264-000-80	57 4		36 7
K200-053-000-00	45 1	V120-265-001-00	57 6	V203-361-002-50	40 2
K200-053-001-00	77 1	V120-364-002-50	58 6	V203-361-003-00	2 3
K200-053-002-00	77 18		59 6	V210-260-604-50	47 10
K200-053-100-00	77 2	V120-366-001-60	56 13	V210-360-601-20	1 9
K200-053-102-00	77 3		62 26	V210-360-601-60	27 23
K211-008-011-00	77 9		63 23		28 21
	78 5	V120-376-001-20	50 20		49 12
	79 5	V120-376-001-60	59 14		49 15
K233-002-003-00	77 6		60 6		57 23
	78 2		61 7		57 26
	79 2	V120-376-002-00	50 12		60 17
K233-002-004-00	77 7		52 17		61 18
	78 3	V200-260-501-0B	5 7	V210-360-602-00	11 34
	79 3	V200-260-605-50	38 3		12 37
K233-002-005-00	77 8		39 3		25 29
	78 4	V201-260-802-50	10 3	V210-560-603-00	54 8
	79 4	V201-260-803-00	29 10	V211-260-801-60	8 9
K233-003-000-00	38 9	V201-260-805-50	45 3		8 13
K233-003-001-00	78 1	V201-260-806-00	45 2		9 7
K233-005-000-00	77 4	V201-260-806-50	4 11		55 22
K233-005-001-00	77 5	V201-260-808-00	3 13	V211-260-802-00	5 22
K233-006-000-00	39 11	V201-260-813-00	62 27		8 32
K233-006-001-00	79 1		63 24		31 35
K250-001-007-00	77 17	V201-261-004-50	32 4		34 16
K250-018-000-00	38 12	V201-261-202-50	40 5	V211-260-803-00	12 35
	39 14		52 6	V211-261-002-00	17 14
K250-031-005-00	77 15	V201-261-205-00	32 3		53 9
K270-001-003-10	46 6	V201-360-804-50	27 2		53 14
K270-001-004-00	46 8		28 2	V211-261-003-00	11 32

PART CODE	FIG. KEY	PART CODE	FIG. KEY	PART CODE	FIG. KEY	
V211-360-801-60	1 13	V211-561-003-50	8 35	V304-260-008-00	35 4	
	1 16		9 17		35 13	
	5 2		37 19		35 23	
	6 10	V211-660-802-00	11 24		35 35	
	6 15		12 27		35 40	
	17 4	V211-660-802-50	51 27	V304-260-010-00	46 18	
	23 4	V211-661-003-50	11 20		47 23	
	24 4	V211-661-004-00	12 23		11 7	
	25 25		11 21		12 7	
	26 13		12 24		31 26	
	27 15	V211-661-005-00	11 15	V304-260-012-00	32 8	
	28 15	V220-540-504-50	12 15		32 9	
	30 7		46 15		41 21	
	30 13		47 15		41 33	
	39 10	V220-541-003-50	13 34		V304-460-010-00	8 33
	43 9	V251-261-202-5D	11 8	V304-460-012-00	9 15	
	44 8	V251-261-203-50	12 8		43 5	
	47 7		31 36		44 6	
	47 11		V251-340-802-5D		44 2	8 6
	48 4	V251-341-002-50	11 14		9 4	
V211-360-802-00	50 10	V251-341-003-5D	12 14	V305-260-012-00	31 37	
	51 15		11 4	V327-262-110-00	41 40	
	52 9		12 4	41 46		
	57 28	V252-261-004-00	11 9	V327-262-112-00	41 7	
	3 12	12 9	V328-262-110-00	7 6		
	23 15	V252-261-005-50	11 10	V328-262-112-00	36 3	
	24 14	V252-341-002-00	12 10		41 15	
	38 21		11 13		41 29	
	39 21		12 13		V334-460-010-00	5 11
	52 13	V252-341-003-00	11 12		8 10	
	52 15	V252-341-003-50	12 12	V335-260-012-00	9 8	
	53 2		11 3		V350-160-006-00	57 21
	53 4		12 3		48 8	
	53 11	V252-341-204-50	11 11		49 8	
	54 15	12 11	50 6			
V211-360-802-50 V211-360-804-00 V211-361-002-50	58 7	V273-360-601-20	1 5	V360-260-006-00	51 7	
	59 7	V290-106-001-20	48 7	V361-260-006-00	54 10	
	35 15	V301-260-006-00	6 6		52 18	
	1 29	V304-260-008-00	54 11		55 17	
	27 21		10 4	59 15		
V211-560-802-50 V211-561-002-50	54 3		10 11	V362-260-008-00	60 7	
	11 29		27 10		61 8	
	12 32		28 10		29 11	
	43 3		29 7		38 22	
	44 4		34 18		39 22	

1688-097-100-10

PART CODE	FIG. KEY	PART CODE	FIG. KEY	PART CODE	FIG. KEY
V362-260-008-00	51 16 52 10 55 8	V401-160-012-00	33 10 40 6 52 7	V500-162-002-00	35 37 36 4 49 21
V363-260-008-00	55 23 5 3	V411-260-004-00 V411-260-005-00	57 3 55 6	V500-162-002-50 V500-162-501-50	37 16 7 11
V401-160-006-00	49 13 51 30 38 4 39 4 50 22	V411-260-006-00	57 5 6 5 7 10 10 7 46 9	V500-162-502-00 V500-162-502-50	23 20 24 19 7 7 41 41 41 47
V401-160-008-00	3 14 4 12 27 3 27 9 28 3	V411-260-008-00	50 9 50 23 1 31 10 13 17 9	V500-163-001-50 V500-163-002-00	10 14 8 21 17 10 23 11 24 10
	28 9 31 11 34 19 45 4 46 17		23 10 24 9 26 5 31 31 35 7	V500-163-002-50 V511-100-805-00	26 6 41 8 41 16 41 30 29 2
V401-160-010-00	47 22 62 28 63 25 2 4 5 12		35 19 35 36 47 21 49 20 51 4	V522-100-801-60 V522-100-801-80 V523-101-002-40	31 9 32 7 11 19 12 22 12 34
	8 11 8 34 9 9 9 16 11 6	V411-260-010-00	51 12 62 29 63 26 5 13 7 5	V530-240-502-40 V580-140-502-80 V580-140-602-50	25 2 37 22 31 22 35 32 17 6
	12 6 13 50 25 4 31 25 32 6		8 36 9 18 11 5 12 5 13 51	V580-140-603-20	23 7 24 6 26 2 8 26 9 13
	36 8 36 12 37 21 40 3 41 49	V411-260-012-00	36 5 8 7 9 5 51 11 52 8	V580-140-604-00 V580-140-802-80 V600-110-600-90 V600-110-601-00 V600-110-620-40	25 9 35 31 31 12 31 13 19 4
V401-160-012-00	43 4 44 5 8 8 9 6 32 5	V500-162-001-50 V500-162-002-00	51 13 10 8 31 32 35 8 35 20	V600-110-620-50	19 18 20 15 20 37 19 16 20 34

PART CODE	FIG. KEY	PART CODE	FIG. KEY	PART CODE	FIG. KEY
V600-110-620-50	25 16	V704-140-020-00	22 7	V720-112-401-10	38 7
V600-110-620-60	20 16	V704-140-022-00	10 2		38 18
	31 17		34 7		39 7
V600-110-620-80	33 6		34 14		39 18
V600-110-630-40	14 8	V704-140-025-00	15 14		45 8
	14 12		16 2		47 31
	15 8		19 19	V720-112-401-40	13 27
	15 12		20 24		13 46
	19 15		20 33		38 11
	20 35		20 38		38 15
	25 15		25 14		39 13
V600-110-630-60	33 5		34 20		43 7
V600-111-600-60	14 3	V704-140-030-00	19 14		47 29
	15 3		20 8		77 10
V600-150-620-50	42 6		20 18		78 6
V600-150-630-40	42 5		20 31		79 6
V607-110-620-40	14 9		33 7	V720-112-401-80	13 43
	15 9	V705-140-028-00	47 18		77 11
V607-110-630-40	21 5	V705-140-030-00	13 25		78 7
	22 5	V705-140-047-00	13 24		79 7
V654-420-262-40	20 11	V705-140-052-00	25 17	V720-112-402-00	38 2
V654-425-322-40	19 6	V706-140-045-00	8 17		38 13
	20 21	V707-140-062-00	20 19		39 2
V654-430-382-40	19 11	V707-140-080-00	33 8		39 15
	20 28	V720-101-900-50	12 21		47 9
V682-200-001-00	18 4		46 16		77 12
	18 7	V720-101-900-70	12 20		78 8
	25 13	V720-102-401-00	4 3		79 8
	47 19		31 24	V720-113-502-50	77 13
	58 2	V720-102-401-20	77 16		78 9
	59 2	V720-102-401-40	13 47		79 9
	60 2		17 2	V720-113-502-90	37 15
	61 2		23 2	V721-103-104-50	8 22
V704-140-015-00	27 16		24 2	V723-112-002-90	46 12
	27 19		25 23	V744-114-280-70	47 17
	28 16	V720-102-401-80	34 5	V744-120-350-70	8 23
	28 19		34 12	V744-130-450-80	31 18
V704-140-017-00	13 40	V720-102-402-00	36 15	V744-135-520-80	25 19
V704-140-018-00	17 17	V720-102-402-10	47 5	V744-135-550-80	21 8
	26 11	V720-103-502-80	47 6		22 8
V704-140-020-00	13 23	V720-103-503-60	36 16	V760-150-000-00	41 4
	14 7	V720-103-504-40	4 7	V761-150-000-00	8 2
	15 7	V720-111-900-70	46 14	V763-150-000-00	29 5
	20 13		77 21		35 2
	21 7	V720-112-401-10	13 28		41 9

1688-097-100-10

PART CODE	FIG. KEY	PART CODE	FIG. KEY	PART CODE	FIG. KEY
V780-140-000-1T	77 23	1404-312-006-00	35 21	1425-621-004-00	63 10
V780-140-000-2T	77 22	1404-402-001-00	37 3	1426-406-203-00	36 14
V781-160-000-6B	25 27		37 9	1427-111-229-00	3 15
V920-550-801-00	76 5	1404-402-002-00	37 4	1427-201-002-50	11 2
V920-551-201-40	76 6		37 10	1427-201-007-00	11 16
V920-551-301-70	76 7	1404-402-005-00	41 38		12 16
V920-551-902-20	76 8		41 44	1427-201-008-00	11 17
V936-150-015-00	76 3	1404-503-006-00	47 20		12 17
V999-200-003-00	33 13	1411-401-001-00	41 2	1427-201-012-00	11 25
	33 16	1414-312-002-00	49 17		12 28
W296-134-007-00	42 3	1415-102-007-00	4 2	1427-201-013-00	11 26
	48 11	1415-102-008-00	4 4		12 29
	51 6	1415-102-009-00	4 5	1427-201-014-00	11 27
1105-106-001-00	10 5	1415-102-011-00	4 8		12 30
1105-410-003-00	27 17	1415-102-013-00	4 10	1427-201-015-00	11 28
	28 17	1415-312-500-00	35 5		12 31
1118-901-006-00	64 4	1416-621-037-00	5 6	1427-201-016-00	32 11
1302-225-003-00	25 12	1419-403-001-00	41 11	1427-203-002-00	14 15
1326-706-002-10	8 3		41 25		15 17
	12 19	1421-122-003-00	10 10	1427-212-002-00	21 6
	38 5	1421-403-007-00	41 19		22 6
	39 5		41 32	1427-212-003-20	21 2
1326-708-005-00	41 18	1421-403-008-00	41 20		22 2
1342-402-006-00	30 8	1421-433-004-00	11 23		25 18
	47 26A		12 26	1427-251-004-00	16 5
	62 9	1421-602-005-10	29 6	1427-301-002-20	31 1
	62 14		35 39	1427-301-004-00	31 3
	62 18	1421-603-004-00	6 17	1427-301-005-00	31 4
	63 9	1421-906-001-00	76 1	1427-301-006-00	31 5
	63 16	1421-951-006-00	41 22	1427-301-007-00	31 6
1376-402-003-00	47 26		41 34	1427-301-009-00	31 7
	62 8	1421-951-007-00	41 23	1427-301-011-10	31 14
	62 13		41 35	1427-301-012-10	31 15
	62 17	1423-621-003-00	56 14	1427-301-013-10	31 16
	63 8	1424-101-203-00	1 27	1427-301-014-10	31 19
	63 13	1424-101-204-00	1 28	1427-301-015-00	31 20
	63 15	1425-621-004-00	1 32	1427-301-016-00	31 21
1386-241-002-00	42 4		30 9	1427-301-018-00	31 23
1401-906-005-00	76 2		35 17	1427-301-019-00	31 27
1403-621-031-00	56 6		47 27	1427-301-021-00	31 30
	56 8		52 11	1427-307-002-10	33 2
	56 10		59 16	1427-307-003-00	33 3
	56 12		60 8	1427-310-001-00	34 2
1404-117-008-00	7 4		61 9		34 9
1404-312-006-00	35 6		62 10	1427-310-002-10	34 15

PART CODE	FIG. KEY	PART CODE	FIG. KEY	PART CODE	FIG. KEY
1427-310-003-10	34 6	1444-621-016-00	52 3	1560-404-002-30	35 10
	34 13	1444-621-311-00	57 7	1560-515-004-40	47 24
1427-310-220-10	34 3	1444-621-312-00	57 8	1560-530-250-00	59 12
	34 10	1444-621-313-00	57 9		61 5
1427-310-230-00	34 4	1444-621-320-00	57 10	1560-601-014-30	48 10
1427-310-270-00	34 11	1480-207-012-00	20 6	1560-601-017-00	48 9
1427-401-001-00	41 3	1480-212-003-00	25 8	1560-602-001-40	48 2
1427-431-003-00	41 6	1480-604-204-00	51 5	1560-604-022-70	51 14
1427-433-022-00	41 48	1488-611-001-00	53 12	1560-664-264-00	62 6
1427-433-023-00	41 42	1488-621-220-10	57 2		62 24
1427-433-025-00	41 39	1491-120-001-00	8 18		63 6
	41 45	1491-203-006-10	14 14		63 22
1427-433-240-10	41 37		15 16	1560-664-270-00	58 4
1427-433-241-00	37 5	1491-307-201-00	33 4		59 4
	37 11	1491-623-222-00	59 10	1560-666-005-00	6 12
1427-433-250-10	41 43	1491-623-223-00	59 9	1560-666-006-00	6 13
1427-621-002-10	6 2	1510-328-260-00	35 22	1560-666-212-00	62 3
1427-621-012-00	54 6	1518-621-320-00	57 20		62 12
1427-934-013-00	69 11		58 1		62 16
1427-941-016-00	68 11		59 1		63 3
1432-242-001-00	35 38		60 1		63 12
1432-651-028-00	59 17		61 1	1560-695-021-00	27 6
	60 5	1527-604-002-00	50 17		28 6
1434-122-007-00	10 9		51 3	1560-695-022-00	27 7
1434-310-220-00	34 1	1544-104-205-00	3 4		28 7
	34 8	1544-123-005-00	10 6	1561-121-212-40	8 31
1434-317-281-00	33 12	1544-219-005-00	17 15	1564-530-430-00	59 11
	33 15	1544-304-006-10	31 10		60 4
1434-317-290-01	33 11	1544-322-002-00	19 13		61 4
	33 14		20 7	1568-132-200-00	35 34
1434-503-004-10	47 2		20 17	1572-102-003-00	4 9
1434-503-320-10	47 1		20 30	1575-261-016-00	80 6
1434-503-330-00	47 3	1544-623-001-00	57 12	1575-261-017-00	80 5
1435-122-002-00	8 19	1544-623-232-00	57 13	1575-261-025-00	80 7
1435-203-001-00	19 7	1544-623-233-00	57 14	1575-623-010-00	62 22
	20 22	1544-623-234-00	57 15		63 20
1444-101-016-10	30 6	1544-623-235-00	57 16	1575-623-210-00	57 1
	38 20	1560-104-010-40	1 26	1575-623-211-00	57 11
	39 20	1560-111-003-20	5 19	1575-623-250-00	59 8
1444-102-204-00	4 6	1560-132-007-30	27 8	1579-112-230-00	6 7
1444-314-009-10	11 33		28 8	1581-621-290-00	57 24
	12 36		35 12	1593-102-004-20	1 24
	25 28	1560-208-018-40	19 12	1593-112-002-50	6 3
1444-411-006-00	31 2		20 29	1593-112-200-10	6 1
1444-601-015-00	49 7	1560-401-004-40	50 8	1593-203-058-20	15 13

1688-097-100-10

PART CODE	FIG. KEY	PART CODE	FIG. KEY	PART CODE	FIG. KEY
1593-203-058-20	16 1 20 32	1612-201-002-00	11 31	1640-674-202-00	60 10
1593-411-001-10	42 7	1612-603-002-00	50 13	1640-674-203-00	61 11
1593-411-053-20	42 8	1612-603-005-00	50 25	1640-674-204-00	60 11
1593-411-610-10	42 2	1612-690-001-00	5 15		61 12
		1614-102-213-00	1 3		60 12
1593-623-203-00	62 23	1614-102-214-00	1 4		61 13
	63 21	1614-104-001-00	3 6	1640-674-205-00	60 13
1593-623-503-00	62 5	1614-117-001-00	7 2		61 14
	63 5	1614-241-004-00	16 4	1640-674-206-00	60 14
1593-623-530-00	60 16	1614-262-003-00	26 15		61 15
1594-105-001-00	61 17 2 2	1614-501-015-10	43 8 44 7	1640-902-006-00	65 11 66 11
1594-218-001-00	14 13 15 15 21 3	1614-603-008-00	50 16		67 11
		1614-603-018-00	50 7	1640-903-005-10	69 15
		1614-603-051-00	50 1	1640-903-006-00	69 2
1594-654-261-10	22 3 55 21	1614-603-052-00	50 2	1640-903-007-00	69 3
1594-904-025-00	68 13 69 14 70 14	1614-603-201-10	50 14	1640-903-008-00	69 4
		1614-690-202-00	62 2	1640-903-009-00	69 5
		1617-102-006-00	63 2 1 30	1640-903-011-00	69 6
				1640-903-012-00	69 7
1600-112-231-00	6 8	1620-255-208-00	17 3	1640-903-013-00	69 8
1600-112-232-00	6 9		23 3	1640-903-015-00	69 9
1600-117-002-00	7 3		24 3	1640-903-016-00	69 10
1600-120-220-00	8 29		25 24	1640-903-019-10	69 12
1600-120-222-00	8 30	1620-272-051-00	29 8	1640-903-025-10	70 15
1600-120-230-00	8 28	1620-410-001-10	40 4	1640-903-026-00	70 2
1600-616-006-00	5 14	1620-903-003-00	65 9	1640-903-027-00	70 3
1600-622-321-00	55 16		66 9	1640-903-028-00	70 4
1600-623-002-00	57 22		67 9	1640-903-029-00	70 5
1600-623-200-00	57 17	1620-904-006-00	68 12	1640-903-031-00	70 7
1600-623-210-00	57 18	1620-904-007-00	69 13	1640-903-032-00	70 6
1600-623-220-00	57 19	1620-904-008-00	70 13	1640-903-033-00	70 8
1600-624-004-00	62 7	1620-904-009-00	71 13	1640-903-035-00	70 9
	63 7	1620-904-011-10	65 8	1640-903-036-00	70 11
1600-902-023-00	70 10		66 8	1640-903-039-00	70 12
1602-242-551-10	27 5 28 5	1620-904-012-00	67 8 72 13	1640-903-045-00	68 15 69 16
1608-901-004-10	64 6	1620-904-013-00	73 13	1640-903-046-00	70 16
1612-102-005-00	1 11	1620-904-014-00	74 13	1640-903-047-00	71 16
1612-105-002-00	4 17	1620-904-015-00	75 13	1640-903-048-00	71 16
				1640-903-052-00	71 14
1612-111-001-00	1 10 5 16	1637-102-202-00	1 2	1640-903-055-10	71 15
		1640-674-001-00	60 15	1640-903-056-00	71 2
1612-111-002-10	5 17		61 16	1640-903-057-00	71 3
1612-111-230-10	5 20	1640-674-200-00	60 9	1640-903-058-00	71 4
1612-117-200-20	7 1		61 10	1640-903-059-00	71 5

PART CODE	FIG. KEY	PART CODE	FIG. KEY	PART CODE	FIG. KEY
1640-903-061-00	71 7	1640-905-007-00	73 3	1650-652-253-20	62 21
1640-903-062-00	71 6	1640-905-008-00	73 4		63 19
1640-903-063-00	71 8	1640-905-009-00	73 5	1656-401-220-00	36 1
1640-903-065-00	71 9	1640-905-011-00	73 6	1656-401-222-00	36 2
1640-903-066-00	71 11	1640-905-012-00	73 7	1672-102-004-00	1 12
1640-903-067-00	71 10	1640-905-013-00	73 8	1672-105-001-10	4 13
1640-903-069-00	71 12	1640-905-015-00	73 9	1672-105-210-00	4 1
1640-903-072-00	72 14	1640-905-016-00	73 10	1672-111-001-00	5 18
1640-903-075-10	72 15	1640-905-017-00	73 11	1672-111-002-00	5 4
1640-903-076-00	72 2	1640-905-019-00	73 12	1672-111-200-00	5 1
1640-903-077-00	72 3	1640-905-022-00	74 14	1672-111-210-10	5 5
1640-903-078-00	72 4	1640-905-025-10	74 15	1672-111-230-00	5 21
1640-903-079-00	72 5	1640-905-026-00	74 2	1672-112-220-20	6 11
1640-903-081-00	72 6	1640-905-027-00	74 3	1672-120-002-10	8 14
1640-903-082-00	72 7	1640-905-028-00	74 4	1672-120-003-00	8 15
1640-903-083-00	72 8	1640-905-029-00	74 5	1672-120-004-00	8 16
1640-903-085-00	72 9	1640-905-031-00	74 6	1672-120-006-00	8 20
1640-903-086-00	72 10	1640-905-032-00	74 7	1672-120-220-00	8 12
1640-903-087-00	72 11	1640-905-033-00	74 8	1672-122-002-00	10 15
1640-903-089-00	72 12	1640-905-035-00	74 9	1672-201-003-00	11 30
1640-903-091-00	72 16	1640-905-036-00	74 10	1672-208-001-00	26 14
1640-903-092-00	73 16	1640-905-037-00	74 11	1672-208-220-00	26 12
1640-903-093-00	74 16	1640-905-039-00	74 12	1672-211-009-10	19 17
1640-903-094-00	75 16	1640-905-042-00	75 14	1672-212-001-00	21 1
1640-904-005-10	68 14	1640-905-045-10	75 15		22 1
1640-904-006-00	68 2	1640-905-046-00	75 2	1672-212-002-10	21 4
1640-904-007-00	68 3	1640-905-047-00	75 3	1672-301-001-00	31 29
1640-904-008-00	68 4	1640-905-048-00	75 4	1672-301-002-00	31 8
1640-904-009-10	68 5	1640-905-049-00	75 5	1672-403-003-00	37 12
1640-904-011-00	68 6	1640-905-051-00	75 6	1672-407-220-00	36 10
1640-904-012-00	68 8	1640-905-052-00	75 7	1672-408-200-00	38 8
1640-904-013-00	68 7	1640-905-053-00	75 8	1672-408-210-00	38 6
1640-904-016-00	68 10	1640-905-055-00	75 9		39 6
1640-904-019-00	68 9	1640-905-056-00	75 10	1672-508-262-00	47 13
1640-904-022-00	68 1	1640-905-057-00	75 11	1672-508-263-00	47 14
1640-904-023-10	69 1	1640-905-059-00	75 12	1672-508-264-00	47 16
1640-904-024-00	70 1	1650-104-201-00	3 5	1672-508-270-10	47 12
1640-904-025-00	71 1	1650-203-008-00	20 14	1672-601-001-00	51 19
1640-904-026-00	72 1	1650-253-003-00	18 3	1672-601-002-00	51 20
1640-904-027-00	73 1		18 6	1672-602-002-00	49 18
1640-904-028-00	74 1	1650-508-002-00	77 14	1672-602-210-00	49 10
1640-904-029-00	75 1		78 10	1672-602-230-00	49 16
1640-905-002-00	73 14		79 10	1672-602-240-00	49 11
1640-905-005-10	73 15	1650-650-246-00	62 20	1672-602-250-10	49 19
1640-905-006-00	73 2		63 18	1672-603-005-00	50 19

1688-097-100-10

PART CODE	FIG. KEY		PART CODE	FIG. KEY		PART CODE	FIG. KEY	
1672-603-006-00	50	15	1675-602-003-00	49	1	1682-508-300-00	47	1A
1672-603-007-00	50	21	1675-602-004-00	49	4	1682-603-006-00	50	5
1672-603-200-00	50	18	1675-602-005-00	49	5	1682-604-007-10	51	24
1672-604-003-00	51	10	1675-602-007-00	49	9	1682-606-230-10	52	14
1672-604-005-00	51	18	1678-901-004-00	64	5	1682-606-250-20	52	1
1672-604-006-00	51	23	1681-434-001-00	41	12	1682-606-260-20	52	2
1672-604-007-00	51	22		41	26	1682-606-260-30	52	2A
1672-604-008-00	51	21	1682-102-003-00	1	6	1682-606-270-10	52	12
1672-604-220-00	51	25	1682-102-004-00	1	23	1682-616-320-50	54	13
1672-606-001-00	52	4	1682-103-200-00	2	1	1682-640-210-10	51	29
1672-606-002-00	52	5	1682-104-001-00	3	7	1682-660-003-00	55	15
1672-608-003-00	53	7	1682-104-200-00	3	11	1682-660-220-00	55	7
1672-608-200-00	53	5	1682-111-210-00	5	9	1682-670-001-00	56	1
1672-608-210-01	53	1	1682-111-210-10	5	9A	1682-670-210-00	56	7
1672-608-220-01	53	3	1682-111-300-00	5	8	1682-670-220-00	56	9
1672-616-002-00	54	5	1682-112-001-00	6	16	1682-670-230-00	56	11
1672-616-003-00	54	7	1682-112-006-00	6	4	1682-670-250-10	56	2
1672-670-200-00	56	3	1682-255-002-10	25	7	1682-690-240-10	62	30
1674-619-300-10	51	28	1682-255-201-00	25	1		63	27
1674-652-200-00	55	1	1682-255-201-10	25	1A	1682-690-300-30	62	1
1674-652-202-00	55	2	1682-255-202-00	25	6		63	1
1674-654-200-00	55	3	1682-255-203-00	25	5	1682-690-310-30	62	11
1674-654-211-00	55	4	1682-255-204-00	25	10		63	11
	55	10	1682-255-205-10	25	11	1682-690-350-00	57	25
	55	13	1682-255-210-30	25	21	1682-690-360-10	62	25
1674-654-212-00	55	5	1682-255-210-40	25	21A		63	28
	55	11	1682-306-001-00	32	1	1682-902-004-00	65	10
	55	14	1682-306-002-00	32	2		66	10
1674-654-240-00	55	9	1682-307-001-10	33	1		67	10
1674-654-260-00	55	12	1682-312-004-10	35	28	1682-902-006-00	65	7
1674-654-270-00	55	18	1682-312-260-00	35	14		66	7
1674-654-271-00	55	19	1682-312-300-00	35	24		67	7
1674-654-272-00	55	20	1682-312-310-00	35	26	1682-902-007-20	65	12
1674-664-200-00	57	27	1682-403-001-30	37	18		66	12
1675-102-002-00	1	8	1682-403-200-30	37	1		67	12
1675-102-004-00	1	17	1682-403-220-30	37	2	1682-902-009-00	67	2
1675-102-006-00	1	20	1682-403-250-20	37	8	1682-902-014-00	65	4
1675-102-200-00	1	1	1682-407-200-10	36	6		66	4
1675-104-002-00	3	9	1682-407-210-10	36	13		67	4
1675-104-210-00	3	1	1682-407-220-00	36	10A	1683-102-002-00	1	7
1675-104-211-00	3	2	1682-408-220-00	38	19	1683-102-200-20	1	14
1675-104-213-00	3	3		39	19	1683-102-210-20	1	15
1675-116-001-00	7	12	1682-434-033-00	41	13	1683-112-200-20	6	14
1675-117-210-10	7	9		41	27	1683-112-200-30	6	14A
1675-601-003-00	48	5	1682-508-002-00	47	4	1683-120-051-00	8	24

PART CODE	FIG. KEY	PART CODE	FIG. KEY	PART CODE	FIG. KEY
1683-120-500-10	8 1	1683-202-534-00	13 38	1683-271-001-30	28 20
1683-120-530-10	8 25	1683-202-535-00	13 39	1683-271-500-30	27 11
1683-120-530-20	8 25A	1683-202-536-00	13 41		28 11
	9 12	1683-202-537-00	13 42	1683-271-520-10	27 12
1683-122-051-20	10 12	1683-202-538-00	13 44		28 12
1683-122-500-20	10 1	1683-203-051-00	14 2	1683-271-560-00	27 4
1683-201-051-00	11 1		15 2		28 4
1683-201-051-10	11 1A	1683-203-052-00	14 4	1683-272-052-00	29 3
1683-201-052-10	11 18		15 4	1683-272-053-00	29 14
1683-201-052-20	11 18A	1683-203-053-00	14 5	1683-272-054-10	29 13
1683-201-053-10	11 22		15 5	1683-272-550-00	29 12
	12 25	1683-203-054-00	14 6	1683-272-560-00	29 9
1683-202-051-00	14 1		15 6	1683-273-054-00	30 10
	15 1	1683-203-055-00	14 11	1683-273-057-20	30 15
1683-202-500-00	13 1	1683-203-500-00	14 10	1683-273-058-00	30 4
1683-202-501-00	13 2	1683-208-051-10	17 8	1683-273-520-30	30 14
1683-202-502-00	13 3	1683-208-053-00	17 13	1683-273-570-10	30 2
1683-202-503-00	13 4	1683-208-500-00	17 1		30 5
1683-202-504-00	13 5		23 1		45 5
1683-202-505-00	13 6		24 1	1683-273-590-00	30 1
1683-202-506-00	13 7	1683-208-510-00	17 5	1683-273-630-10	30 3
1683-202-507-00	13 8	1683-208-540-00	17 11	1683-273-640-00	13 45
1683-202-508-00	13 9	1683-209-520-00	23 6		38 10
1683-202-509-00	13 10	1683-210-051-00	18 1		39 12
1683-202-511-00	13 11	1683-210-052-00	18 2	1683-301-500-00	31 28
1683-202-512-00	13 12	1683-210-053-00	18 5	1683-301-510-00	31 33
1683-202-513-00	13 13	1683-211-052-20	19 8	1683-312-002-00	35 16
1683-202-514-00	13 14	1683-211-053-10	19 9	1683-312-003-00	35 18
1683-202-515-00	13 15	1683-211-054-00	19 10	1683-312-530-30	35 29
1683-202-516-00	13 16	1683-211-058-00	19 2	1683-312-560-10	35 30
1683-202-517-00	13 17	1683-211-058-10	19 2A	1683-312-570-00	35 11
1683-202-518-00	13 18	1683-216-051-10	23 14	1683-312-580-00	35 9
1683-202-519-00	13 19		24 13	1683-601-001-00	48 6
	13 33	1683-216-052-00	23 9	1683-601-002-00	48 3
1683-202-521-00	13 20	1683-216-053-00	58 3	1683-601-200-10	48 1
1683-202-522-00	13 21		59 3	1683-602-001-00	49 3
1683-202-523-00	13 22	1683-216-500-00	23 16	1683-602-002-00	49 2
1683-202-524-00	13 26		24 15	1683-602-003-00	49 6
1683-202-525-00	13 29	1683-216-520-00	23 12	1683-602-220-00	49 14
1683-202-526-00	13 30	1683-265-051-00	26 4	1683-603-052-00	50 4
1683-202-527-00	13 31	1683-265-500-20	26 8	1683-603-510-00	50 3
1683-202-528-00	13 32	1683-265-510-00	24 5	1683-604-004-00	51 17
1683-202-531-00	13 35		26 1	1683-604-200-20	51 8
1683-202-532-00	13 36	1683-265-520-00	26 7	1683-604-210-20	51 9
1683-202-533-00	13 37	1683-271-001-30	27 22	1683-604-230-00	51 26

1688-097-100-10

PART CODE	FIG. KEY	PART CODE	FIG. KEY	PART CODE	FIG. KEY
1683-604-240-10	51 1	1688-211-503-00	80 2	1688-501-310-10	44 1
1683-604-250-10	51 2	1688-211-504-00	80 3	1688-507-001-00	46 1
1683-611-500-30	53 8	1688-211-505-00	80 4	1688-507-001-10	46 1A
1683-616-500-20	54 1	1688-211-506-00	80 8	1688-508-200-00	47 8
1683-616-520-10	54 14	1688-211-507-00	80 9	1688-508-210-00	47 25
1683-690-620-10	63 14	1688-211-508-00	80 10	1688-508-210-10	47 25A
1683-902-001-00	65 1	1688-211-509-00	80 11	1688-611-210-20	53 10
	66 1	1688-211-510-10	20 3	1688-611-500-00	53 13
	67 1	1688-211-521-00	80 12	1688-616-510-10	54 2
1683-902-002-00	65 2	1688-211-522-00	80 13	1688-616-520-10	54 12
1683-902-003-00	66 2	1688-211-523-00	80 14	1688-690-340-10	62 19
	65 5	1688-212-001-10	22 4		63 17
	66 5	1688-216-051-00	24 8	1688-690-620-00	62 15
	67 5	1688-216-500-00	24 11	1688-690-620-10	62 15A
1683-902-004-00	65 3	1688-271-510-00	27 1	1688-690-630-00	59 18
1683-902-005-00	66 3		28 1	1688-901-001-00	64 1
	67 3	1688-271-580-00	27 18	1688-901-002-00	64 2
	65 6		28 18	1688-901-003-00	64 3
	66 6	1688-271-590-10	27 20	1688-902-002-00	66 13
	67 6	1688-272-500-10	29 1		67 13
1688-120-051-00	9 11	1688-272-500-20	29 1A	2101-230-001-00	31 34
1688-120-052-00	9 10	1688-272-530-10	29 4	2130-208-004-00	17 18
1688-120-500-10	9 1	1688-310-001-00	34 17	2130-931-200-00	76 9
1688-201-051-10	12 1	1688-312-001-00	35 3	2130-931-210-00	76 4
1688-201-052-00	12 18	1688-312-510-20	35 1	2139-505-002-00	54 4
1688-201-055-00	11 2A	1688-408-001-00	38 1	2142-420-008-00	46 2
	12 2		39 1	2144-419-022-00	17 16
1688-201-056-00	11 30A	1688-408-200-10	38 16		26 10
	12 33		39 16	2144-519-007-00	23 19
1688-203-055-00	15 11	1688-408-210-00	39 8		24 18
1688-203-500-00	15 10	1688-408-220-00	39 9	2149-601-031-00	23 18
1688-211-001-00	19 1	1688-410-200-20	40 1		24 17
1688-211-002-00	19 5	1688-433-002-00	41 31	2500-901-027-00	64 7
1688-211-051-00	20 5	1688-433-003-00	41 17	2502-105-002-00	4 14
1688-211-052-00	20 10	1688-433-200-00	41 5	2703-101-020-00	25 22
1688-211-053-00	20 9	1688-433-211-00	41 36	3505-605-007-00	53 6
1688-211-054-00	20 20	1688-433-211-10	41 36A	3560-503-302-00	54 9
1688-211-055-00	20 25	1688-433-220-10	41 10	3610-440-018-00	7 8
1688-211-056-10	20 26	1688-433-230-10	41 24	3621-702-003-00	41 14
1688-211-057-00	20 4	1688-433-240-00	41 1		41 28
1688-211-058-00	20 2	1688-440-501-00	42 1	3625-701-003-00	25 20
1688-211-059-00	20 27	1688-501-001-00	43 2	3640-585-001-00	23 17
1688-211-061-00	20 36		44 3		24 16
1688-211-500-00	20 1	1688-501-210-00	43 1	3643-420-004-00	27 13
1688-211-502-00	80 1	1688-501-210-10	43 1A		28 13

PART CODE	FIG. KEY	PART CODE	FIG. KEY	PART CODE	FIG. KEY
3645-383-001-00	59 13 61 6				
3650-106-002-00	20 23				
3650-261-261-00	62 4 63 4				
3650-270-214-00	56 4				
3652-271-220-00	56 5				
3656-107-004-00	20 12				
3656-271-001-00	58 5 59 5				
3667-354-220-10	30 11				
3667-354-240-00	30 12				
3668-612-001-00	17 12 23 13 24 12				
	26 9 35 25 35 27				
3670-236-003-00	52 16				
3737-172-011-00	36 9				
3737-211-007-00	16 3				
3747-342-002-00	27 14 28 14				
3768-185-022-10	37 17				
4101-102-038-00	50 11				
7955-201-026-00	32 10 46 3				

DESCRIPTION	REF . NO	DESCRIPTION	REF . NO	DESCRIPTION	REF . NO	DESCRIPTION	REF . NO
ARM/CONTROL	20 37	BOLT/M6	9 35	CLAMP, STRAINER	16 10	GEAR, INJ PUMP	20 9
ARM/TENSION	20 23		9 36	COLLOR	27 3	GEARCASE ASSY	9 1
ARM, FLOATING	20 18	BOLT/M6X10	20 16	CONNECTOR/FUEL	21 1	GENERATOR ASSY	22 1
ARMATURE	26 3	BOLT/M6X18	20 7	CONNECTOR/OILFILTER	9 2	GLOWPLUG	23 3
BALL	1 9	BOLT/M8X20	3 3	CONNECTOR, GLOW PLUG	23 4	GUIDE, VALVE	1 7
	26 15		9 14	CONTROLSLEEVE	25 51	HANGER	10 1
BEARING	27 5		17 19	COVER	9 55	HOLDER ASSY	27 14
	27 10		17 27		27 13	HOLDER BRUSH ASSY	26 9
BEARING/CONN ROD	13 8		22 3	COVER/INJECTIONPUMP	5 24	HGLDER DELIVERY VALV	25 6
BEARING/CONN ROD/UN	6 5	BOLT/M8X30	9 18	COVER, BEARING	27 6	HOLDER/NOZZLE ASSY	24 1
	6 6	BOLT/M8X45	11 20	COVER, CYLINDER HEAD	2 1	HOLDER, BRUSH ASSY	27 16
BEARING/CRANK/LOWER	5 12	BOLT/M8X75	9 16	CRANKSHAFT ASSY	15 1	HOSE/RABBER	2 6
BEARING/CRANK/UPPER	5 11		17 28	CUP/SEALING/16	9 4	HOSE/RUBBER	17 22
BEARING/WATER PUMP	17 3	BOLT/M8X85	9 10	CUTTER, VALVE	11 5	HOUSING/THERMOSTAT	17 24
BEARING/WATERPUMP	17 4	BOLT/WS	16 6	CYLINDERBLOCK ASSY	5 1	HOUSING, PUMP	25 1
BEARING, BALL	26 4		18 4	CYLINDERHEAD ASSY	1 1	HOUSING, STARTER ASSY	26 7
	26 5		26 18	DELIVERYVALVE	25 3	INJECTIONNOZZLE ASSY	19 1
BEARING, RB/6002SS	15 8	BOLT/WSP	22 5	DOWEL	5 21	INJECTIONPUMP ASSY	20 1
BEARING, RB/6004	20 12	BOLT, CONN ROD	13 6	DRIVE/TACHOMETE ASSY	9 38	KEY	12 3
BEARING, RB/6005	9 52	BOLT, JOINT	16 13	EYEBOLT	25 52		15 4
BEARING, RB/6203	20 11	BOLT, SEMS/M10X20	8 3	FAN/COOLING	18 1		20 10
BEARING, THRUST CRANK	5 13		10 2	FLYWEIGHT	20 15	LEVELGAGE	5 28
	6 2	BOLT, SEMS/M6X12	7 4	FLYWHEEL ASSY	15 5	LEVER/CONTROL COMP	20 34
	6 4		12 5	FRAME	27 12	LINK, CONTROL	20 19
BELT/VHM34.5/FAN	18 5		20 14	FRAME ASSY	27 7	MANIFOLD (INLET) ASSY	3 1
BODY/OILPUMP	16 2		23 7	FRAME, STARTER END	26 11	MANIFOLD, EXH	4 1
BODY/WATERPUMP	17 2	BOLT, SEMS/M6X16	9 40	GASKET	17 8	METAL, CRANK SET	5 10
BOLT	3 4	BOLT, SEMS/M8X16	16 11		23 6		6 1
	5 2	BOLT, SEMS/M8X25 7T	4 3		24 16		6 3
	5 26	BOLT, SEMS/M8X45	9 15		25 5	NIPPLE	5 22
	9 46		17 13		25 53	NOZZLE	24 18
	11 19	BRACKET ROCKER SHAFT	11 13		25 55	NUT	9 37
	15 9	BRACKET, ROCKER SHAFT	11 14		25 57		11 18
	15 13	BRUSH	27 17	GASKET/COVER	5 25		20 38
	15 16	BULBE GUIDE	1 6		9 56		24 17
	16 7	BUSH	27 15	GASKET/CYLINDERHEAD	1 10		26 20
	17 32	CAMSHAFT/INJPUMP	20 8	GASKET/HOUSING	17 26		27 2
	22 8	CAP, BLANK/30	9 41	GASKET/PLATE	9 45		27 23
	25 54	CAP, OIL FILLER	2 2	GASKET/SPACER	17 17		27 25
	27 9	CAP, SEALING	1 3	GASKET/WATER PUMP	17 12	NUT/FLANGE	13 7
	27 11		5 3	GASKET, EXH. MANIFOLD	4 2	NUT/M10	22 6
	27 19		5 4	GASKET, GEAR CASE	9 30		22 9
	27 20		5 7	GASKET, INLET MANIFOL	3 2	NUT/M8	9 12
	27 21	CARTRIDGE, OIL FILTER	16 15	GASKET, NOZZLE	19 2		9 21
	27 22	CASE/ADAPTER	20 24	GEAR/OILPUMP ASSY	16 3		9 53
	27 24	CENTER CRANK PULLEY	15 12	GEAR, CAMSHAFT	12 2		9 57
BOLT/L=55	9 11	CLAMP/WIRE/10-15	17 23	GEAR, CRANK SHAFT	15 3		11 21
BOLT/M10X1.25X82	1 11	CLAMP, HARNESS	9 17	GEAR, IDLE	12 6		17 14

DESCRIPTION	REF . NO	DESCRIPTION	REF . NO	DESCRIPTION	REF . NO	DESCRIPTION	REF . NO
NUT/M8	17 20	PIPE, WATER OUTLET	17 30	PLUG(HOT) ASSY	1 2	SEAT, SPRING	25 16
	26 22	PISTON	13 1	PLUG(M14X15)	7 2		25 17
NUT, CAP	2 4	PISTON/OV	14 1	PLUG/PT1/2	1 4	SEAT, VALVE	1 5
NUT, CAP/M 8	9 22		14 3	PLUG/PT3/4	5 30	SEAT, VALVE SPRING	11 4
NUT, RETAINING	24 15	PISTON/RELIEF VALVE	9 32	PLUNGER ASSY	25 2	SHAFT/HYDRAULIC ASSY	9 51
O-RING	9 43	PLATE	25 33	POINTER	8 2	SHAFT/ROCKERARM	11 11
	17 31		25 34	PULLEY	15 11	SHAFT, CAM	12 1
	25 7		25 35		27 1	SHAFT, ROCKER ASSY	11 8
	25 10		25 36	PULLEY ASSY	15 10	SHAFT, ROCKER ARM ASSY	11 10
O-RING 1A S50	9 48		25 37	PULLEY, WATER PUMP	18 2	SHIM/ADAPTER	20 30
O-RING/P 8	20 35		25 38	PUMP, OIL ASSY	16 1		20 31
O-RING/P15	16 9		25 39	REGULATOR ASSY	27 26	SHIM/T=0.1	24 4
O-RING/P18	7 3		25 40	RELAY, SOLENOID	23 8	SHIM/T=0.2	24 5
PACKING	2 5		25 41	RETAINER	26 14	SHIM/T=0.3	24 6
	9 23		25 42	RING(PISTON) SET	13 2	SHIM/T=0.4	24 7
	16 14		25 43	RING(PISTON/OV)SET	14 4	SHIM/T=0.5	24 8
PAN, OIL COMP	7 1		25 44	RING(PISTON/OV50)SET	14 2	SHIM/T=0.52	24 9
PIECE, THRUST	20 17		25 45	RING/O	9 39	SHIM/T=0.54	24 10
PIN	5 16		25 46	RING, SNAP	13 4	SHIM/T=0.56	24 11
	5 17		25 47		25 14	SHIM/T=0.58	24 12
	5 18		25 49	RING, SNAP/ 4 E	20 21	SHIM/T=0.8	24 13
	8 4		27 8		20 32	SHIM, ADAPTER	20 27
	9 8	PLATE FRONT	9 44	RING, SNAP/12 C	9 34		20 28
	9 26	PLATE/ADJUST	22 2	RING, SNAP/16 C	11 16		20 29
	15 2	PLATE/REAR	8 1	RINGGEAR	15 6	SHIM, INJECTION PUMP	20 2
	15 7	PLATE/T=1.80	25 18	ROCKERARM	11 9		20 3
	25 9	PLATE/T=1.85	25 19	ROD, CONNECTING	13 5		20 4
	25 13	PLATE/T=1.90	25 20	ROD, CONTROL	25 48		20 5
PIN/ADAPTER	20 25	PLATE/T=1.95	25 21	ROD, PUSH	11 7		20 6
PIN/ARM	9 24	PLATE/T=2.00	25 22	RORA	26 13	SLEEVE, FRANGE	25 8
PIN/IDLEGEAR	5 6	PLATE/T=2.05	25 23	ROTOR ASSY	27 4	SOLENOID	23 5
PIN/SNAP	9 25	PLATE/T=2.10	25 24	ROTOR/OUTER	16 4	SPACER	9 47
PIN/STRAIGHT	16 5	PLATE/T=2.15	25 25	ROTOR/WATERPUMP	17 6		24 14
PIN, CONTROL	20 20	PLATE/T=2.20	25 26	SCREW	25 11	SPACER/FAN/48	18 3
PIN, GROOVE	9 29	PLATE/T=2.25	25 27		25 50	SPACER, OIL FILTER	9 42
PIN, PISTON	13 3	PLATE/T=2.30	25 28		26 17	SPACER, WATER PUMP	17 16
PIN, STARTING SPRING	5 27	PLATE/T=2.35	25 29	SCREW ADJUST	11 17	SPRING	11 15
PIN, TUBE	5 15	PLATE/T=2.40	25 30	SCREW/WATER PUMP	17 10		26 16
	9 49	PLATE/T=2.45	25 31	SCREW/WS	26 19		27 18
PINION, STARTER	26 12	PLATE/T=2.50	25 32	SEAL SET/WATER PUMP	17 5	SPRING ADAPTER	20 26
PIPE/FUEL	21 2	PLATE/WATER PUMP	17 9	SEAL/WATER PUMPPULLE	17 7	SPRING DELIVERY VALV	25 4
PIPE/INJECTION ASSY	19 3	PLATE, THRUST	12 4	SEAL, BEARING CAP	5 8	SPRING/GOVERNOR	20 33
	19 4	PLATE, THRUST INJPUMP	20 13	SEAL, BEARING CAP/7	5 9	SPRING/RELIEF VALVE	9 33
	19 5	PLUG	5 5	SEAL, CYL. HEAD COVER	2 3	SPRING, BRUSH	26 10
PIPE/WATER PUMP	17 11		9 3	SEAL, OIL	1 8	SPRING, NOZZLE	24 3
PIPE/WATERDRAIN	5 23		9 27		5 14	SPRING, PLUNGER	25 15
PIPE, OIL	16 12		11 12		9 9	SPRING, RETURN	20 36
PIPE, PUMP HOUSING	17 25		25 56	SEAT, SPRING	24 2	SPRING, SETTING	20 22

DESCRIPTION	REF . NO	DESCRIPTION	REF . NO	DESCRIPTION	REF . NO	DESCRIPTION	REF . NO
SPRING, STARTING	20 41						
SPRING, VALVE	11 3						
STARTER ASSY	22 7						
STARTER KIT	26 2						
	26 6						
STOPPER/FULLLOAD	9 20						
STRAINER	16 8						
STUD	5 19						
	5 29						
	8 5						
	9 5						
	9 6						
	9 7						
	9 50						
	17 18						
STUD/M8X40	5 20						
STUD, HEAD COVER	1 12						
SWITCH/OILPRESSURE	23 1						
SWITCH/OVERHEAT	23 2						
SWITCH, STARTER ASSY	26 8						
TAPPET	11 6						
	25 12						
THERMOSTAT	17 29						
VALVE/RELIEF ASSY	9 31						
VALVE, EXHAUST	11 2						
VALVE, INTAKE	11 1						
WASHER	9 13						
	9 54						
	9 58						
	15 15						
	17 15						
	17 21						
	26 21						
WASHER / M6	20 39						
WASHER/08X14X01	9 19						
	9 28						
WASHER/08X15.5X1.6	11 22						
WASHER/9X22X2	22 4						
WASHER, SP/M10	22 10						
WASHER, SP/M6	15 14						
	20 40						
WATERPUMP ASSY	17 1						
YOKE/STARTER	26 1						

DESCRIPTION	REF . NO	DESCRIPTION	REF . NO	DESCRIPTION	REF . NO	DESCRIPTION	REF . NO
ARM/CONTROL	20 37	BOLT/M6	9 36	CLAMP, STRAINER	16 10	GEARCASE ASSY	9 1
ARM/TENSION	20 23	BOLT/M6X10	20 16	COLLOR	27 3	GENERATOR ASSY	22 1
ARM, FLOATING	20 18	BOLT/M6X18	20 7	CONNECTOR/FUEL	21 1	GLOWPLUG	23 3
ARMATURE	26 3	BOLT/M8X20	3 3	CONNECTOR/OILFILTER	9 2	GUIDE, VALVE	1 7
BALL	1 9		9 14	CONNECTOR, GLOW PLUG	23 4	HANGER	10 1
	26 15		17 19	CONTROLSLEEVE	25 51	HOLDER ASSY	27 14
BEARING	27 5		17 27	COVER	9 55	HOLDER BRUSH ASSY	26 9
	27 10		22 3		27 13	HOLDER DELIVERY VALV	25 6
BEARING/CONN ROD	13 8	BOLT/M8X30	9 18	COVER/INJECTIONPUMP	5 24	HOLDER/NOZZLE ASSY	24 1
BEARING/CONN ROD/UN	6 5	BOLT/M8X45	11 20	COVER, BEARING	27 6	HOLDER, BRUSH ASSY	27 16
	6 6	BOLT/M8X75	9 16	COVER, CYLINDER HEAD	2 1	HOSE/RABBER	2 6
BEARING/CRANK/LOWER	5 12		17 28	CRANKSHAFT ASSY	15 1	HOSE/RUBBER	17 22
BEARING/CRANK/UPPER	5 11	BOLT/M8X85	9 10	CUP/SEALING/16	9 4	HOUSING/THERMOSTAT	17 24
BEARING/WATER PUMP	17 3	BOLT/WS	16 6	CUTTER, VALVE	11 5	HOUSING, PUMP	25 1
BEARING/WATERPUMP	17 4		18 4	CYLINDERBLOCK ASSY	5 1	HOUSING, STARTER ASSY	26 7
BEARING, BALL	26 4		26 18	CYLINDERHEAD ASSY	1 1	INJECTIONNOZZLE ASSY	19 1
	26 5	BOLT/WSP	22 5	DELIVERYVALVE	25 3	INJECTIONPUMP ASSY	20 1
BEARING, RB/6004	20 12	BOLT, CONN ROD	13 6	DOWEL	5 21	KEY	12 3
BEARING, RB/6005	9 52	BOLT, JOINT	16 13	DRIVE/TACHOMETE ASSY	9 38		15 4
BEARING, RB/6203	20 11	BOLT, SEMS/M10X20	8 3	EYEBOLT	25 52		20 10
BEARING, THRUST CRANK	5 13		10 2	FAN/COOLING	18 1	LEVELGAGE	5 28
	6 2	BOLT, SEMS/M6X12	7 4	FLYWEIGHT	20 15	LEVER/CONTROL COMP	20 34
	6 4		12 5	FLYWHEEL ASSY	15 5	LINK, CONTROL	20 19
BELT/VHM34.5/FAN	18 5		20 14	FRAME	27 12	MANIFOLD (INLET) ASSY	3 1
BODY/OILPUMP	16 2		23 7	FRAME ASSY	27 7	MANIFOLD, EXH	4 1
BODY/WATERPUMP	17 2	BOLT, SEMS/M6X16	9 40	FRAME, STARTER END	26 11	METAL, CRANK SET	5 10
BOLT	3 4	BOLT, SEMS/M8X16	16 11	GASKET	17 8		6 1
	5 2	BOLT, SEMS/M8X25 7T	4 3		23 6		6 3
	5 26	BOLT, SEMS/M8X45	9 15		25 5	NIPPLE	5 22
	9 46		17 13		25 53	NOZZLE	24 16
	11 19	BOSS/SPLINE	15 8		25 55	NUT	9 37
	15 7	BRACKET, ROCKER SHAFT	11 13		25 57		11 18
	15 12	BRACKET, ROCKER SHAFT	11 14	GASKET/COVER	5 25		20 38
	15 15	BRUSH	27 17		9 56		26 20
	16 7	BULBE GUIDE	1 6	GASKET/CYLINDERHEAD	1 10		27 2
	17 32	BUSH	27 15	GASKET/HOUSING	17 26		27 23
	22 8	CAMSHAFT/INJPUMP	20 8	GASKET/PLATE	9 45		27 25
	25 54	CAP, BLANK/30	9 41	GASKET/SPACER	17 17	NUT/FLANGE	13 7
	27 9	CAP, OIL FILLER	2 2	GASKET/WATER PUMP	17 12	NUT/M10	22 6
	27 11	CAP, SEALING	1 3	GASKET, EXH. MANIFOLD	4 2		22 9
	27 19		5 3	GASKET, GEAR CASE	9 30	NUT/M8	9 12
	27 20		5 4	GASKET, INLET MANIFOL	3 2		9 21
	27 21		5 7	GASKET, NOZZLE	19 2		9 53
	27 22	CARTRIDGE, OIL FILTER	16 15	GEAR/OILPUMP ASSY	16 3		9 57
	27 24	CASE/ADAPTER	20 24	GEAR, CAMSHAFT	12 2		11 21
BOLT/L=55	9 11	CENTER CRANK PULLEY	15 11	GEAR, CRANK SHAFT	15 3		17 14
BOLT/M10X1.25X82	1 11	CLAMP/WIRE/10-15	17 23	GEAR, IDLE	12 6		17 20
BOLT/M6	9 35	CLAMP, HARNESS	9 17	GEAR, INJ PUMP	20 9		26 22

DESCRIPTION	REF . NO	DESCRIPTION	REF . NO	DESCRIPTION	REF . NO	DESCRIPTION	REF . NO
NUT/NOZZLERETAINING	24 15	PISTON/OV	14 3	PLUG/PT3/4	5 30	SEAT, VALVE SPRING	11 4
NUT, CAP	2 4	PISTON/RELIEF VALVE	9 32	PLUNGER ASSY	25 2	SHAFT/HYDRAULIC ASSY	9 51
NUT, CAP/M 8	9 22	PLATE	25 49	POINTER	8 2	SHAFT/ROCKERARM	11 11
O-RING	9 43		27 8	PULLEY	15 10	SHAFT, CAM	12 1
	17 31	PLATE FRONT	9 44		27 1	SHAFT,ROCKER ASSY	11 8
	25 7	PLATE/ADJUST	22 2	PULLEY ASSY	15 9	SHAFT,ROCKER ARM ASSY	11 10
	25 10	PLATE/REAR	8 1	PULLEY, WATER PUMP	18 2	SHIM/ADAPTER	20 30
O-RING 1A S50	9 48	PLATE/T=1.80	25 18	PUMP, OIL ASSY	16 1		20 31
O-RING/P 8	20 35	PLATE/T=1.825	25 33	REGULATOR ASSY	27 26	SHIM/T=0.1	24 2
O-RING/P15	16 9	PLATE/T=1.85	25 19	RELAY, SOLENOID	23 8	SHIM/T=0.2	24 3
O-RING/P18	7 3	PLATE/T=1.875	25 34	RETAINER	26 14	SHIM/T=0.3	24 4
PACKING	2 5	PLATE/T=1.90	25 20	RING (PISTON) SET	13 2	SHIM/T=0.4	24 5
	9 23	PLATE/T=1.925	25 35	RING (PISTON/OV) SET	14 4	SHIM/T=0.5	24 6
	16 14	PLATE/T=1.95	25 21	RING (PISTON/OV50) SET	14 2	SHIM/T=0.52	24 7
PAN, OIL COMP	7 1	PLATE/T=1.975	25 36	RING/O	9 39	SHIM/T=0.54	24 8
PIECE, THRUST	20 17	PLATE/T=2.00	25 22	RING, SNAP	13 4	SHIM/T=0.56	24 9
PIN	5 16	PLATE/T=2.025	25 37		25 14	SHIM/T=0.58	24 10
	5 17	PLATE/T=2.05	25 23	RING, SNAP/ 4 E	20 21	SHIM/T=0.8	24 11
	5 18	PLATE/T=2.075	25 38		20 32	SHIM, ADAPTER	20 27
	8 4	PLATE/T=2.10	25 24	RING, SNAP/12 C	9 34		20 28
	9 8	PLATE/T=2.125	25 39	RING, SNAP/16 C	11 16		20 29
	9 26	PLATE/T=2.15	25 25	RINGGEAR	15 6	SHIM, INJECTION PUMP	20 2
	15 2	PLATE/T=2.175	25 40	ROCKERARM	11 9		20 3
	25 9	PLATE/T=2.20	25 26	ROD, CONNECTING	13 5		20 4
	25 13	PLATE/T=2.225	25 41	ROD, CONTROL	25 48		20 5
PIN/ADAPTER	20 25	PLATE/T=2.25	25 27	ROD, PUSH	11 7		20 6
PIN/ARM	9 24	PLATE/T=2.275	25 42	RORA	26 13	SLEEVE, FRANGE	25 8
PIN/IDLEGEAR	5 6	PLATE/T=2.30	25 28	ROTOR ASSY	27 4	SOLENOID	23 5
PIN/SNAP	9 25	PLATE/T=2.325	25 43	ROTOR/OUTER	16 4	SPACER	9 47
PIN/STRAIGHT	16 5	PLATE/T=2.35	25 29	ROTOR/WATERPUMP	17 6		24 14
PIN/TUBE	5 15	PLATE/T=2.375	25 44	SCREW	25 11	SPACER/FAN/48	18 3
	9 49	PLATE/T=2.40	25 30		25 50	SPACER, OIL FILTER	9 42
PIN, CONTROL	20 20	PLATE/T=2.425	25 45		26 17	SPACER, WATER PUMP	17 16
PIN, GROOVE	9 29	PLATE/T=2.45	25 31	SCREW ADJUST	11 17	SPRING	11 15
PIN, PISTON	13 3	PLATE/T=2.475	25 46	SCREW/WATER PUMP	17 10		26 16
PIN, STARTING SPRING	5 27	PLATE/T=2.50	25 32	SCREW/WS	26 19		27 18
PINION, STARTER	26 12	PLATE/T=2.525	25 47	SEAL SET/WATER PUMP	17 5	SPRING ADAPTER	20 26
PIPE/FUEL	21 2	PLATE/WATER PUMP	17 9	SEAL/WATER PUMPPULLE	17 7	SPRING DELIVERY VALV	25 4
PIPE/INJECTION ASSY	19 3	PLATE, THRUST	12 4	SEAL, BEARING CAP	5 8	SPRING/GOVERNOR	20 33
	19 4	PLATE, THRUST INJPUMP	20 13	SEAL, BEARING CAP/7	5 9	SPRING/RELIEF VALVE	9 33
	19 5	PLUG	5 5	SEAL, CYL. HEAD COVER	2 3	SPRING, BRUSH	26 10
PIPE/WATER PUMP	17 11		-9 3	SEAL, OIL	1 8	SPRING, NOZZLE	24 12
PIPE/WATERDRAIN	5 23		9 27		5 14	SPRING, PLUNGER	25 15
PIPE, OIL	16 12		11 12		9 9	SPRING, RETURN	20 36
PIPE, PUMP HOUSING	17 25		25 56	SEAT, SPRING	24 13	SPRING, SETTING	20 22
PIPE, WATER OUTLET	17 30	PLUG (HOT) ASSY	1 2		25 16	SPRING, STARTING	20 41
PISTON	13 1	PLUG (M14X15)	7 2		25 17	SPRING, VALVE	11 3
PISTON/OV	14 1	PLUG/PT1/2	1 4	SEAT, VALVE	1 5	STARTER ASSY	22 7

DESCRIPTION	REF . NO	DESCRIPTION	REF . NO	DESCRIPTION	REF . NO	DESCRIPTION	REF . NO
STARTER KIT	26 2						
	26 6						
STOPPER/FULLLOAD	9 20						
STRAINER	16 8						
STUD	5 19						
	5 29						
	8 5						
	9 5						
	9 6						
	9 7						
	9 50						
	17 18						
STUD/M8X40	5 20						
STUD,HEAD COVER	1 12						
SWITCH/OILPRESSURE	23 1						
SWITCH/OVERHEAT	23 2						
SWITCH,STARTER ASSY	26 8						
TAPPET	11 6						
	25 12						
THERMOSTAT	17 29						
VALVE/RELIEF ASSY	9 31						
VALVE,EXHAUST	11 2						
VALVE,INTAKE	11 1						
WASHER	9 13						
	9 54						
	9 58						
	15 14						
	17 15						
	17 21						
	26 21						
WASHER / M6	20 39						
WASHER/08X14X01	9 19						
	9 28						
WASHER/08X15.5X1.6	11 22						
WASHER/9X22X2	22 4						
WASHER,SP/M10	22 10						
WASHER,SP/M6	15 13						
	20 40						
WATERPUMP ASSY	17 1						
YOKE/STARTER	26 1						

DESCRIPTION	REF . NO	DESCRIPTION	REF . NO	DESCRIPTION	REF . NO	DESCRIPTION	REF . NO
ADAPTER(90°/PUMP)	37 17	BAND,WIRE/250	30 8	BEARING,RB/6304	14 8	BOLT/M 8X25	10 3
ADAPTER/HOSE/L/12	30 4		47 26A		14 12	BOLT/M 8X30	29 10
ADAPTER/HOSE/PF1/4	30 1		62 9		15 8	BOLT/M 8X55	45 3
ADAPTER/L/PF1/4 ASSY	38 6		62 14		15 12	BOLT/M 8X60	45 2
	39 6		62 18		19 15	BOLT/M 8X65	4 11
ADAPTER/L/PF3/8 ASSY	13 45		63 9		20 35	BOLT/M 8X80	3 13
	38 10		63 16		25 15	BOLT/M06X08/APSET	4 9
	39 12	BASE/BATTERY COMP	6 14	BEARING,RB/6304NR	21 5	BOLT/M06X32	6 8
ADAPTER/PT3/8	30 15		6 14A		22 5	BOLT/M10X1.25X20	5 10
ADAPTER/1/4.3/8	46 2	BASE/STEERING COMP	36 6	BEARING,RB/6304SS	42 5		36 7
ARM COMP	27 18	BATTERY/38B20L ASSY	6 1	BEARING,RB/6306	33 5	BOLT/M10X20	36 11
	28 18	BEARING	14 14	BODY/HVA1/053	77 1	BOLT/M10X25	43 3
ARM/DANPER COMP	29 12		15 16	BOLT	1 29		44 4
ARM/DIFFLOCK	31 27	BEARING KT253224	19 6		2 3	BOLT/M10X35	11 3
ARM/DIFFROCK COMP	31 28		20 21		6 12		12 3
ARM/KNUCKLE/RH	41 17	BEARING/BALL	13 10		13 48	BOLT/M10X45	32 4
ARM/MID ASSY	26 7		13 37		13 49	BOLT/M10X55	11 10
ARM/MID COMP	26 8		13 38		37 20		12 10
ARM/NEUTRAL COMP	27 11	BEARING/BALL 6305SH2	14 13		40 2	BOLT/M10X90	25 3
	28 11		15 15	BOLT(S) M10X30	11 32	BOLT/M12X20	23 5
ARM/PARKING/RH COMP	35 30		21 3	BOLT(SP) M8X20	3 12		25 26
ARM/PARKING/LH COMP	35 29		22 3		23 15		60 3
ARM/PTO ASSY	23 12	BEARING/BALL/THRUST	41 12		24 14		61 3
	24 11		41 26		38 21	BOLT/M12X25	8 4
ARM/SHIFT COMP	23 6	BEARING/NEEDLE	13 11		39 21		9 2
ARM/SHIFT/MID COMP	24 5		25 7		52 13		33 9
	25 21	BEARING/THRUST	13 9		52 15		40 5
	25 21A	BEARING,CLUTCH RS	8 18		53 2		52 6
	26 1	BEARING,NR/KT20264	20 11		53 4	BOLT/M12X40	8 5
ARM/SHIFT/SUB COMP	17 5	BEARING,NR/KT303824	19 11		53 11		9 3
AXLE/2WD ASSY	41 1		20 28		54 15	BOLT/M12X50	32 3
BACKPLATE	80 7	BEARING,RB	14 3		58 7	BOLT/M5X16	50 8
BALL	18 4		15 3		59 7	BOLT/M8X25	31 10
	18 7	BEARING,RB/6009	31 12	BOLT(SP)/M6X16	27 23		51 27
	25 13	BEARING,RB/6010	31 13		28 21	BOLT/M8X45/7T	27 2
	47 19	BEARING,RB/6204	19 4		49 12		28 2
	58 2		19 18		49 15	BOLT/M8X80	34 17
	59 2		20 15		57 23	BOLT/S	8 35
	60 2		20 37		57 26		9 17
	61 2	BEARING,RB/6204NR	14 9		60 17		37 19
BAND/CLEANER	3 6		15 9		61 18		54 8
BAND,WIRE/140	47 26	BEARING,RB/6205	19 16	BOLT/ADJUST	35 3	BOLT/SEAL	5 7
	62 8		20 34	BOLT/KNOB	53 6	BOLT/SP	11 15
	62 13		25 16	BOLT/KNOB/M08X31	51 10		11 20
	62 17	BEARING,RB/6205SS	42 6	BOLT/M 6X55	38 3		11 21
	63 8	BEARING,RB/6206	20 16		39 3		11 34
	63 13		31 17	BOLT/M 8X130	62 27		12 15
	63 15	BEARING,RB/6208	33 6		63 24		12 23

DESCRIPTION	REF . NO	DESCRIPTION	REF . NO	DESCRIPTION	REF . NO	DESCRIPTION	REF . NO
BOLT/SP	12 24 12 37 25 29 27 21 54 3	BOLT,SEMS (SP)	47 11 48 4 50 10 51 15 52 9	BULB/12V 3W BULB/12V/45/40W BULB/12V/5W BULB/12V21W	56 12 55 2 55 19 55 4 55 10	CAP,PTO SHAFT CAP,RUBBER (9) CAP,TIRE VALVE	25 28 52 3 33 13 33 16 42 3
BOLT/STUD	11 9		57 28		55 13	CARTRIDGE/80 ASSY	30 12
	11 11 11 12 11 13 11 14 12 9 12 11	BOLT,SEMS (S)	5 22 8 32 31 35 34 16	BULB/12V5W	55 5 55 11 55 14	CASE/PTO/MID CASE/TRANSMISSION/HS	25 1 25 1A 11 1 11 1A
	12 9 12 11	BOLT,SEMS (S) M8X16	8 9 8 13	BUSH	13 12 13 13 17 12	CASE/TRANSMISSION/RE	12 1 11 2
	12 12 12 13 12 14		9 7 55 22 47 10		23 13 24 12 26 9		11 2A 12 2 31 1
BOLT/STUD/SEAL	11 4 11 8 12 4	BOLT,SEMS/M64X45 BOLT,SEMS/M8X25 7T BOLT,SET COMP	11 29 12 32 47 3	BUSH/15X17X10	35 25 35 27 27 13	CASE,DIFF CASE,OIL FILTER CLAMP/WIRE/10-12 CLAMP/WIRE/10-15	47 2 4 15 1 25
	12 8 44 2	BOOT BOOT/HORN	59 9 57 16	BUSH/20X24X30 BUSH/22X25X15	28 13 41 3	CLAMP/WIRE/24-32 CLAMP/WIRE/30-38	1 21 1 19
BOLT/WING/SP BOLT/8X20	1 5 11 24 12 27	BOOT/STEERING BOOT/SWITCH	50 13 60 15 61 16	BUSH/25X29X30 BUSH,COLUMN	20 2 41 2 36 14	CLAMP/WIRE/36-44	1 18 1 22 3 8
BOLT,BATTERY BOLT,SEMS	6 3 1 9 12 35 17 14 35 15 53 9 53 14	BRACKET COMP	59 11 60 4 61 4 40 1 3 11 50 18 62 25	BUSH,LEVER CABLE/ACCELERATOR CABLE/BATTERY ASSY CABLE,EARTH CABLE,METER CAM,DIFF-LOCK CAP	6 17 7 9 6 11 6 7 56 14 31 21 1 3	CLAMP/WIRE/47-55 CLAMP,HARNESS	3 10 1 32 30 9 35 17 36 9 47 27 52 11
BOLT,SEMS (SP)	1 13 1 16 5 2 6 10 6 15 17 4	BRACKET/LAMP COMP BRACKET/LAMP/NUMBER BRACKET/LEVER COMP BRACKET/REFLECTOR BRACKET/SEAT COMP	63 28 49 14 55 21 5 21 55 15 53 8	CAP/FUEL ASSY CAP/OIL/30	36 2 57 7 59 13 61 6 5 8 43 8	CLAMP,RADIATOR HOSE	59 16 60 8 61 9 62 10 63 10 30 6
	23 4 24 4 25 25 26 13 27 15 28 15	BRACKET/SEAT/F COMP BRACKET/TANK COMP BRAKE/SHOE ASSY	53 13 53 10 5 9 5 9A 5 20 34 1	CAP/PARKING CAP/WHEEL CAP/35 CAP,BATTERY CAP,BLANK/M10	44 7 50 25 42 8 16 3 6 2 16 5		38 20 39 20 3 1 3 5 50 17 51 3
	30 7 30 13 39 10 43 9 44 8 47 7	BULB BULB/12V 3W	34 8 42 4 56 4 56 6 56 8 56 10	CAP,BLANK/M12 CAP,BLANK/52 CAP,FUSE BOX CAP,PTO SHAFT	32 11 25 20 62 5 63 5 11 33 12 36	CLIP/HOSE/11.1-12 CLIP/HOSE/8.1-8.7 CLUTCH ASSY CLUTCH/PTO ASSY CLUTCH,DIFF-LOCK COLLAR 23X34X2	4 16 4 18 8 28 20 1 31 16 20 6

DESCRIPTION	REF . NO	DESCRIPTION	REF . NO	DESCRIPTION	REF . NO	DESCRIPTION	REF . NO
COLLAR/07X11X11	54 7	CUP	4 5	FORK/SHIFT/PTO	18 5	GRIP	52 16
COLLAR/10X14X09	54 5	CUSHION,B/ RUBBER	29 6	FORK/SHIFT/SUB	18 2	GRIP/SUB	26 15
COLLAR/17X21X11 ASSY	27 12		35 39	FUNNEL,PL ASSY	76 9	GRIP/THROTTLE	7 2
	28 12	CUSHION,RUBBER	3 15	FUSE/SLOWBLOW	62 2	GROMMET	54 4
COLLAR/21X36X1	25 8	CYLINDER COMP	37 2		63 2		54 6
COLLAR/25X35X02	15 13	CYLINDER/TIEROD ASSY	37 1	FUSE/32V10A	62 22	GROMMET/25X70X03	9 10
	16 1	DAMPER(OIL) ASSY	29 9		63 20	GROMMET/9X13X2	59 17
	20 32	DIODE	62 3	FUSE/32V20A	62 23		60 5
COLLAR/25X42X4	41 11		62 12		63 21	GUIDE ASSY	13 31
	41 25		62 16	FUSE,BLADE	62 6	GUIDE/CHANGE	23 14
COLLAR/25X46X3	19 7		63 3		62 24		24 13
	20 22		63 12		63 6	GUIDE/LEVER/LH COMP	53 1
COLLAR/26X32X53	42 7	DISK/BRAKE	80 11		63 22	GUIDE/LEVER/RH COMP	53 3
COLLAR/41X55X10	14 1	DISK,CLUTCH/184 COMP	8 29	GASKET	2 2	HARNESS/ENGINE/E4	62 1
	15 1	DISKPLATE	80 6		13 29		63 1
COLLAR,PINION THRUST	31 4	DRUM/BRAKE	34 6		43 2	HARNESS/FUSE ASSY	62 19
COLLAR,SHIFTER	25 22		34 13		44 3		63 17
COLLAR,THRUST	31 6	ELBOW	45 6		47 13	HARNESS/LAMP	55 20
CONECTERRING	80 14	ELBOW ASSY	38 14		47 14	HARNESS/MAIN/E4 ASSY	62 11
CONNECTOR	1 26		43 6	GAUGE/FUEL ASSY	5 5		63 11
CONTROLLER/STEERING	36 10		47 28	GEAR/SPUR/13	19 1	HARNESS/PA/BLUE	77 3
	36 10A	ELBOW/1/4-PT3/8	30 10		20 36	HARNESS/PANEL/E ASSY	62 30
COOLER/OIL COMP	30 3	ELBOW/45° ASSY	45 7	GEAR/SPUR/15	25 11		63 27
COUPLING/37X50X35	20 9	ELBOW/90° ASSY	47 30	GEAR/SPUR/17	14 5	HARNESS/REAR/E4 ASSY	63 14
COUPLER/SHORT/RELAY	59 18	ELBOW/90° /L ASSY	38 17		15 5	HARNESS/REAR/SV ASSY	62 15A
COVER	5 19		39 17	GEAR/SPUR/18	20 10	HARNESS/REAR/VALVE	62 15
	13 15	ELEMENT	4 8	GEAR/SPUR/18-25-35	19 5	HARNESS/STARTER	57 11
	13 36	ELEMENT ASSY	3 3	GEAR/SPUR/19	14 2	HARNESS,OIL PRESSURE	62 7
COVER ASSY	3 2	FACING	8 30		15 2		63 7
COVER/CHANGE COMP	54 14	FAN/HST COMP	8 25		19 17	HOLDER	7 12
COVER/DUSH/F	50 1		8 25A		21 4	HOLDER/FENDER/LH	52 4
COVER/DUSH/R	50 2		9 12	GEAR/SPUR/19-29	14 6	HOLDER/FENDER/RH	52 5
COVER/DUSH/REAR COMP	50 3	FENDER/LH COMP	52 1		14 11	HOLDER/SHAFT/LH ASSY	35 24
COVER/FUSE	62 20	FENDER/RH COMP	52 2		15 6	HOLDER/SHAFT/RH ASSY	35 26
	63 18		52 2A		15 11	HOLDER/SLEEVE COMP	8 12
COVER/HOOD	48 6	FILTER	47 1	GEAR/SPUR/24-30	19 10	HOLDER,PINION SHAFT	31 7
COVER/SIDE/LH COMP	51 1	FILTER ASSY	30 11	GEAR/SPUR/25	22 4	HOOD COMP	48 1
COVER/SIDE/RH COMP	51 2	FILTER COMP	47 1A	GEAR/SPUR/30	20 25	HOOD/LAMP	49 3
COVER/TRUNNION	27 22	FILTER/FUEL ASSY	4 1	GEAR/SPUR/31-20	20 20	HORN ASSY	57 27
	28 20	FILTER/LINE/12X18X15	77 14	GEAR/SPUR/32	19 9	HOSE	1 4
COVER/UNDER/LH COMP	51 8		78 10	GEAR/SPUR/33	20 5	HOSE/CLEANER/OUTLET	3 9
COVER/UNDER/RH COMP	51 9		79 10	GEAR/SPUR/34	25 6	HOSE/DERIVERY ASSY	38 19
COVER,BRAKE	34 3	FLASHER ASSY	57 22	GEAR,DIFF-SIDE/14T	31 5		39 19
	34 10	FLOOR/LH COMP	54 1	GEAR,WHEEL/58	33 2	HOSE/RADIATOR/INLET	1 17
COVER,DUST	37 3	FLOOR/RH COMP	54 2	GLIP/YELLOW	23 17	HOSE/RADIATOR/OUTLET	1 20
	37 9	FORK/BRAKE COMP	35 9		24 16	HOSE/06X10X350	4 13
	41 39	FORK/RELEASE	8 19	GREECENIPPLE	29 3	HOSE/1350 ASSY	30 2
	41 45	FORK/SHIFT/DIFFLOCK	31 19	GRILLE	49 1		30 5

DESCRIPTION	REF . NO	DESCRIPTION	REF . NO	DESCRIPTION	REF . NO	DESCRIPTION	REF . NO
HOSE/1350 ASSY	45 5	KEY, ROTARY TOP SHAFT	41 18	LABEL/D/BATTERY	71 11	LABEL/SPEED/HST	67 6
	47 25	KNOB	31 34	LABEL/D/BATTERY/A	72 10	LABEL/START/A	72 15
HOSE/1450 ASSY	47 25A		57 15	LABEL/D/BATTERY/H	74 10	LABEL/START/D	70 15
HOSE/210	1 24		60 11	LABEL/D/BATTERY/T	73 10	LABEL/START/F	69 15
HOSE/250	1 23		61 12	LABEL/D/BATTERY/V	75 10	LABEL/START/H	74 15
HOSE/350	4 14	KNOB, LEVER/12	17 15	LABEL/D/STARTER	68 9	LABEL/START/P	71 15
HOSE/650	4 17	LABEL/C/BATTERY	68 3		69 9	LABEL/START/T	73 15
HOUSING/AXLE/REAR/LH	32 1		69 3		70 9	LABEL/START/U	68 14
HOUSING/AXLE/REAR/RH	32 2		70 3		71 9	LABEL/START/V	75 15
HOUSING/CLUTCH COMP	8 1		71 3	LABEL/D/STARTER/A	72 9	LABEL/SWITCH/P	65 8
	9 1	LABEL/C/BATTERY/A	72 3	LABEL/D/STARTER/H	74 9		66 8
HST ASSY	13 1	LABEL/C/BATTERY/H	74 3	LABEL/D/STARTER/T	73 9		67 8
HUB/CLUTCH	20 27	LABEL/C/BATTERY/T	73 3	LABEL/D/STARTER/V	75 9	LABEL/SWITCH/PTO	66 13
HUB/KUCKLE	41 31	LABEL/C/BATTERY/V	75 3	LABEL/DIFF	65 3		67 13
HUB/PTO/HST	19 2	LABEL/C/DRIVE/A	72 1		66 3	LABEL/W/ETHER	68 6
	19 2A	LABEL/C/DRIVE/D	70 1		67 3		69 6
HUB/09X14X20	1 30	LABEL/C/DRIVE/F	69 1	LABEL/FUEL/A	72 11		70 7
INSULATOR	1 8	LABEL/C/DRIVE/G	68 1	LABEL/FUEL/H	74 11		71 7
	1 10	LABEL/C/DRIVE/H	74 1	LABEL/FUEL/P	71 10	LABEL/W/ETHER/A	72 6
	1 11	LABEL/C/DRIVE/P	71 1	LABEL/FUEL/T	73 11	LABEL/W/ETHER/H	74 6
	1 12	LABEL/C/DRIVE/T	73 1	LABEL/FUEL/V	75 11	LABEL/W/ETHER/T	73 6
	5 16	LABEL/C/DRIVE/V	75 1	LABEL/FUSE	65 12	LABEL/W/ETHER/V	75 6
	5 17	LABEL/C/SHIFT	69 12		66 12	LABEL/W/FAN	68 2
	6 16		70 12		67 12		69 2
	48 2		71 12	LABEL/FUSE/MAIN	62 21		70 2
	50 14	LABEL/C/SHIFT/A	72 12		63 19		71 2
	50 15	LABEL/C/SHIFT/H	74 12	LABEL/FUSE/11	68 12	LABEL/W/FAN/A	72 2
	51 18	LABEL/C/SHIFT/T	73 12		69 13	LABEL/W/FAN/H	74 2
	51 19	LABEL/C/SHIFT/V	75 12		70 13	LABEL/W/FAN/T	73 2
INSULATOR/LEVER/SUB	26 14	LABEL/CE	64 7		71 13	LABEL/W/FAN/V	75 2
INSULATOR/LH	51 23	LABEL/COLUMN/LH	65 9	LABEL/FUSE/11/A	72 13	LABEL/W/MUFFLER	68 5
INSULATOR/RH	51 21		66 9	LABEL/FUSE/11/H	74 13		69 5
	51 22		67 9	LABEL/FUSE/11/T	73 13		70 5
INSULATOR/TANK	5 18	LABEL/COLUMN/RH	65 10	LABEL/FUSE/11/V	75 13		71 5
INSULATOR/15X20X420	1 6		66 10	LABEL/FUSE/4	71 14	LABEL/W/MUFFLER/A	72 5
INSULATOR/20X40X36	48 3		67 10	LABEL/FUSE/4/A	72 14	LABEL/W/MUFFLER/H	74 5
INSULATOR/30X30X80	51 24	LABEL/CONTROL/PARKIN	65 4	LABEL/FUSE/4/H	74 14	LABEL/W/MUFFLER/T	73 5
INSULATOR/36	5 15		66 4	LABEL/FUSE/4/T	73 14	LABEL/W/MUFFLER/V	75 5
INSULATOR/565	51 17		67 4	LABEL/FUSE/4/V	75 14	LABEL/W/RADIATOR	68 7
INSULATOR/575	49 2	LABEL/CONTROL/PTO	65 2	LABEL/KNOB/OPEN	65 11		69 8
INSULATOR/75	5 14		66 2		66 11		70 8
JOINT BALL M08LH	27 7		67 2		67 11		71 8
	28 7	LABEL/CONTROL/SUB	65 1	LABEL/PQB	46 13	LABEL/W/RADIATOR/A	72 8
JOINT BALL M08RH	27 6		66 1	LABEL/PTO/MID	65 5	LABEL/W/RADIATOR/H	74 8
	28 6		67 1		66 5	LABEL/W/RADIATOR/T	73 8
JOINT/BALL/LH ASSY	41 37	LABEL/D/BATTERY	68 10		67 5	LABEL/W/RADIATOR/V	75 8
JOINT/BALL/RH ASSY	41 43		69 10	LABEL/SPEED/HST	65 6	LABEL/W/ROPS/A	72 16
KEY ASSY	57 10		70 11		66 6	LABEL/W/ROPS/E20	70 16

DESCRIPTION	REF . NO	DESCRIPTION	REF . NO	DESCRIPTION	REF . NO	DESCRIPTION	REF . NO
LABEL/W/ROPS/E30	68 15	MARK,FUSE/4	68 13	NUT	59 15	NUT/M8	27 8
LABEL/W/ROPS/E40P	71 16		69 14		60 7		28 8
LABEL/W/ROPS/E50	69 16		70 14		60 10		35 12
LABEL/W/ROPS/H	74 16	METAL	46 1		60 14		47 24
LABEL/W/ROPS/T	73 16		46 1A		61 8	NUT/SPRING	50 7
LABEL/W/ROPS/V	75 16	METAL/HST	11 18		61 11	NUT/WASHER	29 11
LABEL/W/SHIELD	68 4		11 18A		61 15		38 22
	69 4		12 18		77 17		39 22
	70 4	METAL/PTO	11 30	NUT/LH THREAD	41 42		51 16
	71 4		11 30A	NUT/M 6	6 6		52 10
LABEL/W/SHIELD/A	72 4		12 33		54 11		55 8
LABEL/W/SHIELD/H	74 4	METAL/SLIDE	13 14	NUT/M 8	10 4		55 23
LABEL/W/SHIELD/PTO	68 8	METAL/U	38 1		10 11	NUT,CASTTLE/M12X1.25	41 7
	69 7		39 1		27 10	NUT,LOCK/M8	5 3
	70 6	METAL,DIFF-CASE LH	11 25		28 10		49 13
	71 6		12 28		29 7		51 30
LABEL/W/SHIELD/PTO/A	72 7	METAL,DIFF-CASE RH	11 26		34 18	NUT,RING	4 6
LABEL/W/SHIELD/PTO/H	74 7		12 29		35 4	NUT,RING/M28X1.0	57 8
LABEL/W/SHIELD/PTO/T	73 7	METER/HOUR ASSY	56 2		35 13	NUT,SLOTTED	37 4
LABEL/W/SHIELD/PTO/V	75 7	MIRROR ASSY	51 28		35 23		37 10
LABEL/W/SHIELD/T	73 4	MOLDING/GRILLE/LH	49 4		35 35	NUT,SPEED/P6	48 8
LABEL/W/SHIELD/V	75 4	MOLDING/GRILLE/RH	49 5		35 40		49 8
LABEL,FUEL/D	70 10	MOLDING/METER	65 7		46 18		50 6
LAMP/COMBI/REAR/LH	55 9		66 7		47 23	O-RING/G45	8 22
LAMP/COMBI/REAR/RH	55 12		67 7	NUT/M06	6 9	O-RING/P 5	12 21
LAMP/FRONT SET	55 3	MONITOR ASSY	56 3	NUT/M10	8 33		46 16
LAMP/HAZARD ASSY	56 7	MUFFLER ASSY	2 1		9 15	O-RING/P 7	12 20
LAMP/HEAD ASSY	55 1	NET/GRILLE	49 6		43 5		46 14
LAMP/LIGHT ASSY	56 9	NET/WIRE COMP	1 2		44 6		77 21
LAMP/NUMBERPLAT SET	55 18	NIPPLE/GREASE	8 2	NUT/M10 7T P=1.25	5 11	O-RING/P10A	4 3
LAMP/TRAILER ASSY	56 11	NIPPLE,GREASE	41 4		8 10		31 24
LAMP,WINKER ASSY	56 5		41 38		9 8	O-RING/P12	77 16
LEVEL GAUGE	17 18		41 44	NUT/M10X1.25	41 40	O-RING/P14	13 27
LEVER	57 14	NIPPLE,GREASE/PT1/4	37 5		41 46		13 46
LEVER COMP	7 1		37 11	NUT/M12	8 6		13 47
	49 19	NIPPLE,GREASE/PT1/8	29 5		9 4		17 2
LEVER/DIFFLOCK COMP	31 33		35 2		31 37		23 2
LEVER/PARKING COMP	35 14		41 9		32 9		24 2
LEVER/PTO COMP	23 16	NUT	6 13		41 21		25 23
	24 15		7 6		41 33		38 11
LEVER/SUB	17 13		11 7		41 48		38 15
LEVER/SUB ASSY	17 11		12 7	NUT/M12X1.25	41 15		39 13
LEVER/SUB COMP	26 12		31 26		41 29		43 7
LINING/11X40X03	7 3		32 8	NUT/M20	59 10		47 29
LINK,FUSIBLE	62 4		36 3	NUT/M22	57 13		77 10
	63 4		52 18	NUT/M6	51 7		78 6
MARK,FUEL	68 11		55 17		54 10		79 6
MARK,FUEL/FR	69 11		57 21	NUT/M6X15	50 21	O-RING/P18	13 43

DESCRIPTION	REF . NO	DESCRIPTION	REF . NO	DESCRIPTION	REF . NO	DESCRIPTION	REF . NO
O-RING/P18	34 5	PIN	35 38	PIN, SPRING/8 X28 W	35 31	PLATE/VALVE	13 3
	34 12		37 22	PIN, TAPER/8X50	29 2		13 4
	77 11	PIN COMP	49 11	PIN, YOKE A	35 6	PLATE/Z/19X326	26 4
	78 7	PIN/BRAKE CAM/L COMP	34 4		35 21	PLATE/Z/53X134	58 3
	79 7	PIN/BRAKE CAM/R COMP	34 11	PINION/BEVEL SET	14 10		59 3
O-RING/P20	36 15	PIN/PIVOT COMP	41 5	PINION/BEVEL/07 SET	15 10	PLIERS/G150	76 3
	38 2	PIN/SHIFT COMP	17 1	PINION, DIFF/12T	31 3	PLUG	1 27
	38 13		23 1	PINION, WHEEL/11.L	31 14		13 21
	39 2		24 1	PINION, WHEEL/11.R	31 15		13 22
	39 15	PIN/SLITTED	31 22	PIPE/B2 COMP	30 14		77 9
	47 9	PIN/06X31	23 19	PIPE/CLEANER/INLET	3 7		78 5
	77 12		24 18	PIPE/RELIEF COMP	38 16		79 5
	78 8	PIN/12X75	8 20		39 16	PLUG/BOA	13 8
O-RING/P21	79 8	PIN/20X51	25 5	PIPE/SUCTION COMP	47 8	PLUG/SCREW/SEAL	25 27
O-RING/P28	47 5	PIN, KNOCK	11 23	PIPE/U COMP	38 8		77 22
O-RING/P36	47 6		12 26	PIPE/VALVE/F COMP	39 8		77 23
O-RING/P44	36 16	PIN, SPLIT/2 X15	51 13	PIPE/VALVE/R COMP	39 9	PLUG/SEAL/25	16 4
	4 7	PIN, SPLIT/2 X20	10 8	PIPE/123	33 3	PLUG, DRAIN	8 3
ORNAMENT/G18/LH	64 1		31 32	PISTON	80 1		11 16
ORNAMENT/G18/RH	64 2		35 8	PIVOT/TRUNNION COMP	27 1		12 16
ORNAMENT/HYDRO	64 6		35 20		28 1		12 19
ORNAMENT/ISEKI	64 4		35 37	PLATE COMP	27 20		38 5
ORNAMENT/ISEKI/SYMBOL	64 3		36 4	PLATE/BATTERY	6 4		39 5
ORNAMENT/STEERING	64 5		49 21	PLATE/BUMPER	40 4	PLUG, DRAIN (1/4)	32 10
PACKING	1 28	PIN, SPLIT/2 X25	37 16	PLATE/CASE/REAR COMP	43 1		46 3
	4 10	PIN, SPLIT/2.5X15	7 11		43 1A	POPPET	13 20
PACKING/COVER BRAKE	34 15	PIN, SPLIT/2.5X20	23 20	PLATE/CASE/V COMP	44 1		77 20
PACKING/PISTON	37 12		24 19	PLATE/COVER	11 22	PRESSURE/BRAKE	80 12
PACKING/RUBBER	5 6	PIN, SPLIT/2.5X25	7 7		12 25	PUMP/GEAR ASSY	47 12
PACKING, OIL PUMP	47 20		41 41	PLATE/GRILLE COMP	49 10	RADIATOR ASSY	1 1
PAD	29 8		41 47	PLATE/I/19X254	23 9	REFLECTOR	55 16
PAD/120	5 4	PIN, SPLIT/3 X15	10 14	PLATE/I/19X273	24 8	RELAY/4P	57 24
PANEL/METER	56 1	PIN, SPLIT/3 X20	8 21	PLATE/I/19X288	17 8	RELAY, 5P ASSY	60 16
PEDAL/BRAKE COMP	35 1		17 10	PLATE/I/30X50	17 3		61 17
PEDAL/CLUTCH COMP	10 1		23 11		23 3	RIM, WHEEL FRONT	42 2
PEDAL/HST/F COMP	29 4		24 10		24 3	RING/O	13 28
PEDAL/HST/R SET	29 1		26 6		25 24		13 44
	29 1A	PIN, SPLIT/3 X25	41 8	PLATE/I/32X63	29 14		37 15
PIN	11 19		41 16	PLATE/I, 13X40	58 5		38 7
	12 22		41 30		59 5		38 18
	12 34	PIN, SPRING/5 X28 W	35 32	PLATE/L/50X117 COMP	55 7		39 7
	13 30	PIN, SPRING/6 X25 W	17 6	PLATE/LH COMP	1 14		39 18
	13 32		23 7	PLATE/LOCK COMP	49 16		45 8
	25 2		24 6	PLATE/RH COMP	1 15		46 12
	29 13		26 2	PLATE/SPRING	46 8		47 31
	31 8	PIN, SPRING/6 X32 W	8 26		77 18		77 13
	31 9		9 13	PLATE/STOPPER	53 7		78 9
	32 7	PIN, SPRING/6 X40 W	25 9	PLATE/SWASH	13 2		79 9

DESCRIPTION	REF . NO	DESCRIPTION	REF . NO	DESCRIPTION	REF . NO	DESCRIPTION	REF . NO
RING/SNAP	8 17	ROD/BRAKE COMP	35 11	SEAL,OIL/TC35558	21 8	SPOOL/FLOCON/1.8	78 1
	20 19	ROD/CLUTCH/B	10 12		22 8	SPOOL/FLOCON/2.2	79 1
	33 8	ROD/M08X110 COMP	27 4	SEALRING/32	80 3	SPOOL/STOPPER	77 8
RING/22	20 4		28 4	SEALRING/77	80 2		78 4
RING/30	20 14	ROD/PISTON ASSY	37 8	SEPARATERPLATE	80 5		79 4
RING,SNAP/15 C	27 16	ROD/TIE	41 36	SHAFT/DRIVE/PTO	19 8	SPRING	13 16
	27 19		41 36A		20 26		13 17
	28 16	ROD/130	31 29	SHAFT/INPUT	8 24		35 10
	28 19	ROD/65	27 5		9 11		48 10
RING,SNAP/17 C	13 40		28 5	SHAFT/M	13 6		51 14
RING,SNAP/18 C	17 17	ROD/80	35 18	SHAFT/P	13 5		80 4
	26 11	ROD,CLUTCH (A)	10 9	SHAFT/PARKING	35 28	SPRING/GUIDE	77 6
RING,SNAP/20C	13 23	RUBBER,CUSHION (A)	53 12	SHAFT/PTO	21 1		78 2
	14 7	SCREW	13 41		22 1		79 2
	15 7		56 13	SHAFT/PTO COMP	20 3	SPRING/HC012	46 6
	20 13		62 26	SHAFT/PTO/MID	25 10	SPRING/HC012/2	46 7
	21 7		63 23	SHAFT/STEERING/ COMP	36 13	SPRING/HC020	77 19
	22 7	SCREW/F	77 15	SHAFT/SUB	14 4	SPRING/HC022	18 3
RING,SNAP/22 C	10 2	SCREW/M6X12	50 24		15 4		18 6
	34 7	SCREW/SOCKET	13 34	SHAFT/TRUNNION	13 7	SPRING/HC024	23 18
	34 14		46 15	SHAFT/WHEEL	33 1		24 17
RING,SNAP/25	14 15		47 15	SHAFT,DIFF. PINION	31 2	SPRING/HC027	77 7
	15 17	SCREW/SP	50 12	SHIM,A/0.5	41 22		78 3
RING,SNAP/25 C	15 14		50 20		41 34		79 3
	16 2		52 17	SHIM,A/1.0	41 23	SPRING/HC094	10 5
	19 19		58 6		41 35	SPRING/HC64	8 15
	20 24		59 6	SHIM,DIFF-CASE A	11 27	SPRING/HE067	27 17
	20 33		59 14		12 30		28 17
	20 38		60 6	SHIM,DIFF-CASE B	11 28	SPRING,PRESS/22	7 4
	25 14		61 7		12 31	SPRING,PRESS/40	31 23
	34 20	SCREW,PLUS/M4X8	57 4	SHROUD	1 7	SPRING,SHIFTER	25 12
RING,SNAP/28 C	47 18	SCREW,PLUS/M5X0.8X8	57 6	SLEEVE	8 14	SPRING,TENSION	34 2
RING,SNAP/30 C	13 25	SCREWDRIVER ASSY	76 4		21 2		34 9
	19 14	SEAL/DUST	37 7		22 2	SPRING,TENSION/121	31 30
	20 8		37 14		25 18	SPRING,TENSION/53	49 17
	20 18	SEAL/OIL	13 26	SNAPRING	80 8	SPRING,VALVE	4 2
	20 31		13 35	SNAPRING/32	80 10	STAY/COVER/LH COMP	51 25
	33 7		13 39	SNAPRING/85	80 13	STAY/COVER/RH COMP	51 26
RING,SNAP/47 C	13 24		41 13	SOLENOID SET	46 10	STAY/CYLINDER	37 18
RING,SNAP/52 C	25 17		41 27	SPACER	47 4	STAY/FENDER COMP	52 12
RIVET	8 31	SEAL/RING	11 31	SPANNER/ 8X10	76 5	STAY/FLOOR/LH COMP	54 13
	48 7	SEAL/ROD	37 6	SPANNER/12X14	76 6	STAY/INSULATOR	50 16
RIVET,BLIND	48 11		37 13	SPANNER/13X17	76 7	STAY/MIRROR COMP	51 29
	51 6	SEAL,OIL	47 17	SPANNER/19X22	76 8	STAY/PLATE COMP	52 14
ROD	10 6	SEAL,OIL/QLF488011.5	33 4	SPANNER,BOX/22	76 1	STAY/RELAY COMP	57 25
	46 11	SEAL,OIL/TC20357	8 23	SPINDLE/LH COMP	41 24	STAY/SHIFT/HST	18 1
	49 18	SEAL,OIL/TC30458	31 18	SPINDLE/RH COMP	41 10	STAY,SHIFTER	31 20
ROD COMP	35 34	SEAL,OIL/TC35528	25 19	SPOOL/FLOCON/1.15	77 5	STAY/FLOOR/RH COMP	54 12

DESCRIPTION	REF . NO	DESCRIPTION	REF . NO	DESCRIPTION	REF . NO	DESCRIPTION	REF . NO
STOPPER COMP	53 5	WASHER	13 42	WASHER, LOCK/M12	41 32	WASHER, SP/M10	13 50
STOPPER/PARKING	35 16		27 14	WASHER, PL/M 5	55 6		25 4
STUD/M12X35	31 36		28 14		57 5		31 25
SWITCH	57 17		47 16	WASHER, PL/M 8	1 31		32 6
SWITCH ASSY	57 12		51 5		10 13		36 8
SWITCH/LIMIT ASSY	58 4		57 9		17 9		36 12
SWITCH/PTO ASSY	59 4		60 12		23 10		37 21
	60 9		60 13		24 9		40 3
	61 10		61 13		26 5		41 49
SWITCH/PUSH ASSY	59 8		61 14		31 31		43 4
SWITCH, HAZARD ASSY	57 19		80 9		35 7		44 5
SWITCH, LAMP ASSY	57 18	WASHER / M6	6 5		35 19	WASHER, SP/M12	8 8
SWITCH, STARTER ASSY	57 1		7 10		35 36		9 6
SWITCH, STARTER SET	57 2		10 7		47 21		32 5
SWITCH, STOP	57 20		46 9		49 20		33 10
	58 1		50 9		51 4		40 6
	59 1		50 23		51 12		52 7
	60 1	WASHER /M12	8 7		62 29	WASHER, WIRE TENSION	54 9
	61 1		9 5		63 26	WHEEL/STEERING ASSY	36 1
SWITCH, TOGGLE	59 12		51 11	WASHER, PL/M4	57 3	WHEEL/15X10LB COMP	33 11
	61 5		52 8	WASHER, PULLEY	41 14		33 14
TANK/FUEL COMP	5 1	WASHER/M10	5 13		41 28	WIRE	8 27
TIRE/TURF/PD	42 1		7 5	WASHER, SEAL/16	11 17		9 14
TIRE, TURF 29X12.00X15	33 12		8 36		12 17		17 7
	33 15		9 18	WASHER, SP/M 6	38 4		23 8
TRIM/20	51 20		11 5		39 4		24 7
TRIM/350	50 19		12 5		50 22		26 3
TRIM/420	49 9		13 51	WASHER, SP/M 8	3 14		35 33
TRIM/490	50 4		36 5		4 12	WRENCH, SOCKET/17X19	76 2
TRIM/570	50 5	WASHER/13X32X3	41 6		27 3	YOKE COMP	35 22
TRIM/70	48 5	WASHER/13X35X5	41 20		27 9	YOKE, LH	35 5
TUBE/035	10 15	WASHER/18X26X02	17 16		28 3		
TURNBUCKLE	10 10		26 10		28 9		
VALVE	3 4	WASHER/20X28X2	21 6		31 11		
VALVE ASSY	45 1		22 6		34 19		
VALVE SET	46 5	WASHER/21X38X02	20 12		45 4		
VALVE/FLOCON ASSY	38 9	WASHER/24X9X3.2	50 11		46 17		
	39 11	WASHER/25X42X2	20 23		47 22		
	77 4	WASHER/30X40X2	19 13		62 28		
VALVE/S/A	13 18		20 7		63 25		
	13 19		20 17	WASHER, SP/M10	2 4		
	13 33		20 30		5 12		
VALVE/SOLENOID ASSY	46 4	WASHER/30X46X2	19 12		8 11		
VALVE/SOLENOID/NC SE	77 2		20 29		8 34		
VALVE, RELIEF ASSY	38 12	WASHER/46X70X2	8 16		9 9		
	39 14	WASHER/6X14X2	48 9		9 16		
VIS	4 4	WASHER/6X14X3	49 7		11 6		
WASHER	7 8	WASHER, LOCK/M12	41 19		12 6		