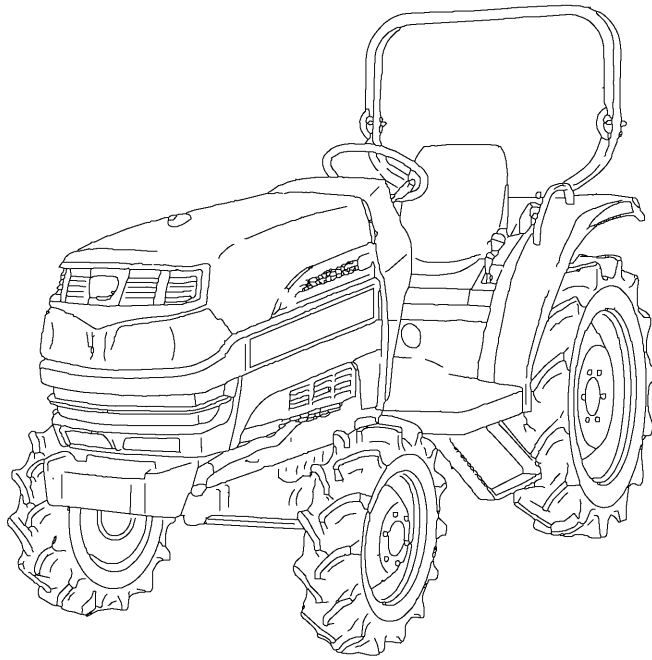




Parts Catalogue



TRACTOR

**TG5395
TG5475**

TG5395FH-5MCE4,5MCE4D,5MRE4
TG5475FH-5MCYE4,5MCYE4D,5MRE4

1747-097-100-1E

Printed in Japan January,2019

- ⑤ Upper column : QTY shows the number of parts to be used for one unit of machine.

`M` is indicated for parts supplied by a meter long.

`l` is indicated for parts supplied by liter.

`AR` is indicated for parts need to be adjusted or regulated.

Lower column : serial number

-229 means serial number up to 229.

230- means serial number 230 and after.

- ⑥ ITC : Interchangeability

`1`...OLD ← NEW

New parts can be used in place of the old parts.

`2`...OLD → NEW

Old parts can be used in place of the new parts.

`3`...OLD →← NEW

Old parts and new parts can not be replaced each other.

- ⑦ COL : Color code

Color is signified with color code number for colored parts.

Please see the color list shown in the next page.

- ⑧ GRP : Parts shown in this column can be replaced by SET parts.

Example : Parts marked ① can be replaced by parts marked ②, and ③ for ④, so the rest follow in the same alphabetical order.

- ⑨ Remarks

* Other maker's part code number is shown in this column.

* When Fig. No. is shown in the Remark column of SET parts or ASSY parts, each of their component parts are listed in said Fig. No.

4. Color :

The following colors are used color parts.

COLOR CODE	COLOR	SPRAY TYPE PARTS CODE	PAINTS 4K DRUM PARTS CODE	PAINTS 16K DRUM PARTS CODE
4 L	NEO BLUE	1300-985-001-20	1300-985-003-00	1300-985-004-00
5 I	SUNSET GRAY	1300-959-001-20	1300-959-003-00	1300-959-004-00
5 K	FRENCH GRAY	1300-971-001-20	1300-971-003-00	1300-971-004-00
6 G	SUMMER WHITE	1300-958-001-20	1300-958-003-00	1300-958-004-00
7 F	MIRROR BLACK	1300-954-001-20	1300-954-003-00	1300-954-004-00
8 A	SILVER METALLIC	1300-941-001-20	1300-941-003-00	—————

NOTE : Color code is signified only for the parts assigned by the maker as color parts.

5. Serial Numbers :

1) For engines serial number is stamped on CYLINDER BLOCK ASSY.

Please see Fig. No. 6, 7-1.

2) For chassies serial number is shown on the LABEL.

Please see



6. Parts Order

1) When you order parts, please make sure of correct numbers.

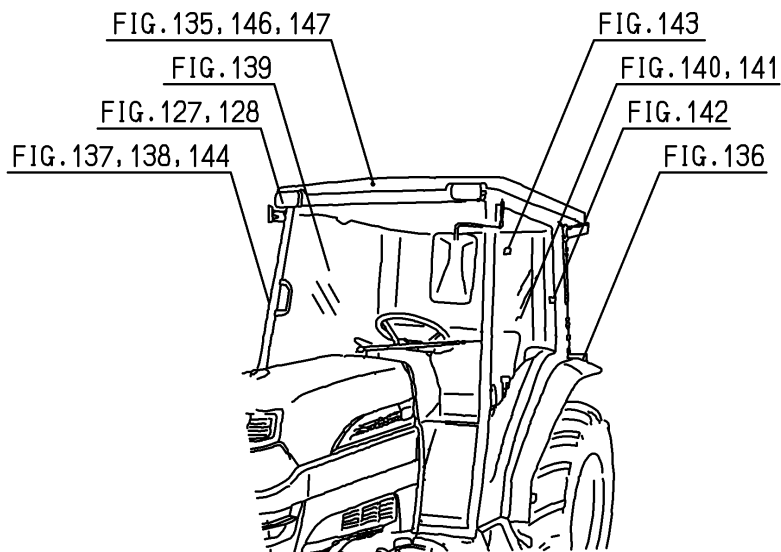
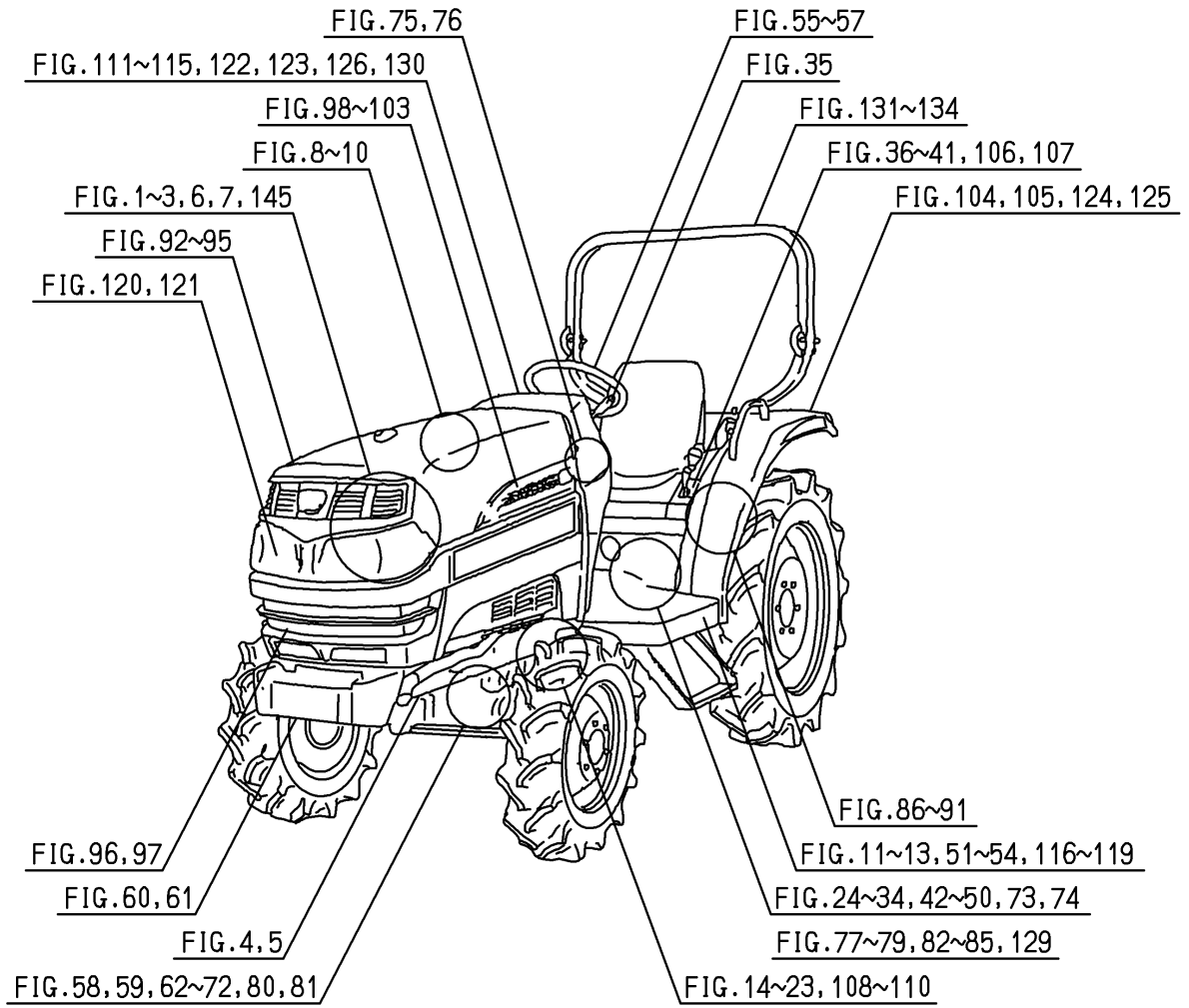
2) When substitute parts is available, the part number ordered will be automatically turned to a new part number.

3) Please be sure to use “ISEKI GENUINE PARTS” .

Any other similar parts other than ISEKI parts when used may cause a trouble that makes us unable to repair or guarantee the warrant.

***** Structure Table of Model *****

M O D E L	T G	T G									
	5 5 5 5 5	5 5 5	3 M M M 4	M M M							
FIG.	9 1										
	9 2	*									
	9 3	**									
	9 4		**								
	9 5			*							
	9 6	***									
	9 7		**	*							
	9 8	*									
	9 9		**								
	1 0 0	**									
	1 0 1			*							
	1 0 2		**								
	1 0 3			*							
	1 0 4	*									
	1 0 5			*							
	1 0 6	*		*							
	1 0 7	**	**								
	1 0 8	*	*	*							
	1 0 9	**									
	1 1 0		**								
	1 1 1	*									
	1 1 2	*									
	1 1 3			*							
	1 1 4	**	**	*							
	1 1 5			*							
	1 1 6	*									
	1 1 7	**									
	1 1 8			*							
	1 1 9		**								
	1 2 0	***									
	1 2 1		**	*							
	1 2 2	**	**	*							
	1 2 3	**	**	*							
	1 2 4	*	*	*							
	1 2 5	**	**								
	1 2 6	***	**	*							
	1 2 7	**	**	*							
	1 2 8		**	*							
	1 2 9	**	**	*							
	1 3 0	**	**	*							
	1 3 1	*									
	1 3 2			*							
	1 3 3	*									
	1 3 4			*							
	1 3 5	**	**								



C o n t e n t s

TG5395(EXCEPT CY TYPE)

ENGINE(E3CD-WTB04)

SHORT BLOCK ENGIASSY.....	Fig. 1
CYLINDER HEAD.....	Fig. 2
CYLINDER HEAD COVER.....	Fig. 3
INLET MANIFOLD.....	Fig. 4
EXHAUST MANIFOLD.....	Fig. 5
TURBO CHARGER.....	Fig. 6
CYLINDER BLOCK(1/2)(2/2).....	Fig. 7
BEARING/UNDER SIZE (OPTION).....	Fig. 8
OIL PAN.....	Fig. 9
REAR PLATE.....	Fig. 10
TIMING GEAR CASE.....	Fig. 11
HANGER.....	Fig. 12
VALVE.....	Fig. 13
CAM SHAFT.....	Fig. 14
PISTON.....	Fig. 15
PISTON/OVER SIZE (OPTION).....	Fig. 16
CRANK SHAFT.....	Fig. 17
OIL PUMP.....	Fig. 18
WATER PUMP.....	Fig. 19
COOLING FAN.....	Fig. 20
INJECTION NOZZLE.....	Fig. 21
INJECTION PUMP.....	Fig. 22
FUEL PIPE.....	Fig. 23
ADAPTER.....	Fig. 24

ELECTRIC (1).....	Fig. 25
ELECTRIC (2).....	Fig. 26
REPAIR PARTS(OPTION).....	Fig. 27
COMPONENT PARTS	
FOR 6215-300-037-10 ON Fig.021.....	Fig. 28
COMPONENT PARTS	
FOR 6215-600-078-10 ON Fig.022.....	Fig. 29
COMPONENT PARTS	
FOR 6281-100-007-40 ON Fig.025.....	Fig. 30
COMPONENT PARTS	
FOR 6281-200-015-00 ON Fig.025.....	Fig. 31

C o n t e n t s

TG5395(CY TYPE)

ENGINE(E3CD-WTB05)

SHORT BLOCK ENGIASSY.....	Fig. 1
CYLINDER HEAD.....	Fig. 2
CYLINDER HEAD COVER.....	Fig. 3
INLET MANIFOLD.....	Fig. 4
EXHAUST MANIFOLD.....	Fig. 5
TURBO CHARGER.....	Fig. 6
CYLINDER BLOCK(1/2)(2/2).....	Fig. 7
BEARING/UNDER SIZE (OPTION).....	Fig. 8
OIL PAN.....	Fig. 9
REAR PLATE.....	Fig. 10
TIMING GEAR CASE.....	Fig. 11
HANGER.....	Fig. 12
VALVE.....	Fig. 13
CAM SHAFT.....	Fig. 14
PISTON.....	Fig. 15
PISTON/OVER SIZE (OPTION).....	Fig. 16
CRANK SHAFT.....	Fig. 17
OIL PUMP.....	Fig. 18
WATER PUMP.....	Fig. 19
COOLING FAN.....	Fig. 20
INJECTION NOZZLE.....	Fig. 21
INJECTION PUMP.....	Fig. 22
FUEL PIPE.....	Fig. 23
ADAPTER.....	Fig. 24

ELECTRIC (1).....	Fig. 25
ELECTRIC (2).....	Fig. 26
REPAIR PARTS(OPTION).....	Fig. 27
COMPONENT PARTS	
FOR 6215-300-037-10 ON Fig.021.....	Fig. 28
COMPONENT PARTS	
FOR 6215-600-078-10 ON Fig.022.....	Fig. 29
COMPONENT PARTS	
FOR 6281-100-007-40 ON Fig.025.....	Fig. 30
COMPONENT PARTS	
FOR 6281-200-015-00 ON Fig.025.....	Fig. 31

Contents

TG5475(EXCEPT CY TYPE)

ENGINE(E4CG-WB18)

SHORT BLOCK ENGIASSY.....	Fig. 1
CYLINDER HEAD.....	Fig. 2
CYLINDER HEAD COVER.....	Fig. 3
INLET MANIFOLD.....	Fig. 4
EXHAUST MANIFOLD.....	Fig. 5
CYLINDER BLOCK.....	Fig. 6
BEARING/UNDER SIZE (OPTION).....	Fig. 7
OIL PAN.....	Fig. 8
REAR PLATE.....	Fig. 9
TIMING GEAR CASE.....	Fig. 10
HANGER.....	Fig. 11
VALVE.....	Fig. 12
CAM SHAFT.....	Fig. 13
PISTON.....	Fig. 14
PISTON/OVER SIZE (OPTION).....	Fig. 15
CRANK SHAFT.....	Fig. 16
OIL PUMP.....	Fig. 17
WATER PUMP.....	Fig. 18
COOLING FAN.....	Fig. 19
INJECTION NOZZLE.....	Fig. 20
INJECTION PUMP.....	Fig. 21
FUEL PIPE.....	Fig. 22
ADAPTER.....	Fig. 23
ADAPTER.....	Fig. 24

ELECTRIC (1).....	Fig. 25
ELECTRIC (2).....	Fig. 26
REPAIR PARTS(OPTION).....	Fig. 27
COMPONENT PARTS	
FOR 6215-300-045-10 ON Fig.020.....	Fig. 28
COMPONENT PARTS	
FOR 6215-600-119-20 ON Fig.021.....	Fig. 29
COMPONENT PARTS	
FOR 6281-100-010-50 ON Fig.025.....	Fig. 30
COMPONENT PARTS	
FOR 6281-200-015-00 ON Fig.025.....	Fig. 31

Contents

TG5475(CY TYPE)

ENGINE(E4CG-WB19)

SHORT BLOCK ENGIASSY.....	Fig. 1
CYLINDER HEAD.....	Fig. 2
CYLINDER HEAD COVER.....	Fig. 3
INLET MANIFOLD.....	Fig. 4
EXHAUST MANIFOLD.....	Fig. 5
CYLINDER BLOCK.....	Fig. 6
BEARING/UNDER SIZE (OPTION).....	Fig. 7
OIL PAN.....	Fig. 8
REAR PLATE.....	Fig. 9
TIMING GEAR CASE.....	Fig. 10
HANGER.....	Fig. 11
VALVE.....	Fig. 12
CAM SHAFT.....	Fig. 13
PISTON.....	Fig. 14
PISTON/OVER SIZE (OPTION).....	Fig. 15
CRANK SHAFT.....	Fig. 16
OIL PUMP.....	Fig. 17
WATER PUMP.....	Fig. 18
COOLING FAN.....	Fig. 19
INJECTION NOZZLE.....	Fig. 20
INJECTION PUMP.....	Fig. 21
FUEL PIPE.....	Fig. 22
ADAPTER.....	Fig. 23
ADAPTER.....	Fig. 24

ELECTRIC (1).....	Fig. 25
ELECTRIC (2).....	Fig. 26
REPAIR PARTS(OPTION).....	Fig. 27
COMPONENT PARTS	
FOR 6215-300-045-10 ON Fig.020.....	Fig. 28
COMPONENT PARTS	
FOR 6215-600-119-20 ON Fig.021.....	Fig. 29
COMPONENT PARTS	
FOR 6281-100-010-50 ON Fig.025.....	Fig. 30
COMPONENT PARTS	
FOR 6281-200-015-00 ON Fig.025.....	Fig. 31

C o n t e n t s

CHASSIS

RADIATOR SYSTEM(TG5395)(1/2)(2/2).....	Fig. 1
RADIATOR SYSTEM(TG5475-R TYPE)(1/2)(2/2).....	Fig. 2
RADIATOR SYSTEM(TG5475-CY TYPE)(1/2)(2/2).....	Fig. 3
MUFFLER SYSTEM(TG5395).....	Fig. 4
MUFFLER SYSTEM(TG5475).....	Fig. 5
CLEANER(AIR)SYSTEM(TG5395).....	Fig. 6
CLEANER(AIR)SYSTEM(TG5475).....	Fig. 7
TANK SYSTEM(TG5395)(1/2)(2/2).....	Fig. 8
TANK(FUEL)SYSTEM(TG5475-R TYPE)(1/2)(2/2).....	Fig. 9
TANK(FUEL)SYSTEM(TG5475-CY TYPE)(1/2)(2/2).....	Fig. 10
PEDAL(HST)SYSTEM.....	Fig. 11
AXLE(HST)SYSTEM(TG5395).....	Fig. 12
AXLE(HST)SYSTEM(TG5475).....	Fig. 13
CASE(TRANSMISSION/FRONT)SYSTEM(TG5395).....	Fig. 14
CASE(TRANSMISSION/FRONT)SYSTEM(TG5475).....	Fig. 15
HST(UNIT)SYSTEM.....	Fig. 16
GEAR(PTO)SYSTEM(TG5395).....	Fig. 17
GEAR(PTO)SYSTEM(TG5475).....	Fig. 18
CASE(TRANSMISSION/MID)SYSTEM.....	Fig. 19
GEAR(MAIN)SYSTEM.....	Fig. 20
GEAR(SUB)SYSTEM.....	Fig. 21
GEAR(4WD)SYSTEM(TG5395).....	Fig. 22
GEAR(4WD)SYSTEM(TG5475).....	Fig. 23
GEAR(PTO)SYSTEM(TG5395).....	Fig. 24
GEAR(PTO)SYSTEM(TG5475).....	Fig. 25
MID(PTO)SYSTEM(TG5475-R TYPE)(1/2)(2/2).....	Fig. 26
MID(PTO)SYSTEM(TG5475-CY TYPE)(1/2)(2/2).....	Fig. 27

MID(PTO)SYSTEM(TG5395-R TYPE)(1/2)(2/2).....	Fig. 28
MID(PTO)SYSTEM(TG5395-C TYPE)(1/2)(2/2).....	Fig. 29
CASE(TRANSMISSION/REAR)SYSTEM (D TYPE-5395-NO.1-103,5475-NO.1-65).....	Fig. 30
CASE(TRANSMISSION/REAR)SYSTEM (D TYPE)(5395-NO.104-/5475-NO.66-).....	Fig. 31
FORK(SHIFT/SUB)SYSTEM.....	Fig. 32
ARM(SHIFT/4WD)SYSTEM.....	Fig. 33
FORK(SHIFT)SYSTEM.....	Fig. 34
LEVER(REVERSE)SYSTEM.....	Fig. 35
LEVER(SUB)SYSTEM(TG5395).....	Fig. 36
LEVER(SHIFT/SUB)SYSTEM(TG5475).....	Fig. 37
LEVER(4WD)SYSTEM(TG5395).....	Fig. 38
LEVER(4WD)SYSTEM(TG5475).....	Fig. 39
LEVER(PTO)SYSTEM(TG5395).....	Fig. 40
LEVER(PTO)SYSTEM(TG5475).....	Fig. 41
PINION(DRIVE)SYSTEM(TG5395).....	Fig. 42
PINION(DRIVE)SYSTEM(TG5475).....	Fig. 43
CASE(DIFFERENTIAL/FRONT)SYSTEM.....	Fig. 44
HOUSING(AXLE)SYSTEM(TG5475).....	Fig. 45
HOUSING(AXLE)SYSTEM(TG5395).....	Fig. 46
DIFF-LOCK(HST)SYSTEM(TG5395).....	Fig. 47
DIFF-LOCK(HST)SYSTEM(TG5475).....	Fig. 48
BRAKE(HST)SYSTEM(TG5395).....	Fig. 49
BRAKE(HST)SYSTEM(TG5475).....	Fig. 50
PEDAL(BRAKE)SYSTEM(TG5395).....	Fig. 51
PEDAL(BRAKE)SYSTEM(TG5475).....	Fig. 52
BRAKE(PARKING)SYSTEM(TG5395).....	Fig. 53
BRAKE(PARKING)SYSTEM(TG5475).....	Fig. 54
WHEEL(STEERING)SYSTEM(TG5395).....	Fig. 55
WHEEL(STEERING)SYSTEM(TG5475).....	Fig. 56
COLUMN(STEERING)SYSTEM.....	Fig. 57
STEERING(POWER)SYSTEM(TG5395).....	Fig. 58

STEERING(POWER)SYSTEM(TG5475).....	Fig. 59
BRACKET(AXLE)SYSTEM(TG5395).....	Fig. 60
BRACKET(AXLE)SYSTEM(TG5475).....	Fig. 61
SHAFT(DRIVE)SYSTEM(TG5475).....	Fig. 62
SHAFT(DRIVE)SYSTEM(TG5395).....	Fig. 63
CASE(BEVEL)SYSTEM(TG5395).....	Fig. 64
CASE(BEVEL)SYSTEM(TG5475)(NO.1-105).....	Fig. 65
CASE(BEVEL)SYSTEM(TG5475)(NO.106-).....	Fig. 66
HOUSING(AXLE)SYSTEM(TG5395).....	Fig. 67
HOUSING(AXLE)SYSTEM(TG5475).....	Fig. 68
CASE(GEAR/FRONT)SYSTEM(TG5475).....	Fig. 69
CASE(GEAR/FRONT)SYSTEM(TG5395)(1/2)(2/2).....	Fig. 70
ROD(TIE)SYSTEM(TG5395).....	Fig. 71
ROD(TIE)SYSTEM(TG5475).....	Fig. 72
CASE(CYLINDER)SYSTEM(TG5395).....	Fig. 73
CASE(CYLINDER)SYSTEM(TG5475)(1/2)(2/2).....	Fig. 74
CONTROL(POSITION)SYSTEM(TG5395)(1/2)(2/2).....	Fig. 75
CONTROL(POSITION)SYSTEM(TG5475)(1/2)(2/2).....	Fig. 76
COVER(RELIEF METAL)SYSTEM.....	Fig. 77
PIPING(MAIN)SYSTEM(TG5395)(1/2)(2/2).....	Fig. 78
PIPING(MAIN)SYSTEM(TG5475)(1/2)(2/2).....	Fig. 79
PIPING(SUB)SYSTEM(TG5395)(1/3)-(3/3).....	Fig. 80
PIPING(SUB)SYSTEM(TG5475)(1/3)-(3/3).....	Fig. 81
LINK(3P)SYSTEM(TG5395-R TYPE).....	Fig. 82
LINK(3P)SYSTEM(TG5395-C TYPE).....	Fig. 83
LINK(3P)SYSTEM(TG5475-R TYPE).....	Fig. 84
LINK(3P)SYSTEM(TG5475-CY TYPE).....	Fig. 85
ROD(LIFT/BEVEL)SYSTEM(TG5395).....	Fig. 86
ROD(LIFT/BEVEL)SYSTEM(TG5475).....	Fig. 87
BRACKET(LINK/TOP)SYSTEM(D TYPE).....	Fig. 88
BRACKET(LINK/TOP)SYSTEM(EXCEPT D TYPE).....	Fig. 89
DRAWBAR SYSTEM(TG5395 TYPE EXCEPT D).....	Fig. 90
DRAWBAR SYSTEM(TG5475 TYPE EXCEPT D).....	Fig. 91

HOOD(LONG)SYSTEM(TG5395-R TYPE).....	Fig. 92
HOOD(LONG)SYSTEM(TG5395-C TYPE).....	Fig. 93
HOOD(LONG)SYSTEM(TG5475-CY TYPE).....	Fig. 94
HOOD(LONG)SYSTEM(TG5475-R TYPE).....	Fig. 95
GRILLE SYSTEM(TG5395).....	Fig. 96
GRILLE SYSTEM(TG5475).....	Fig. 97
COVER(SIDE)SYSTEM(TG5395-R TYPE).....	Fig. 98
COVER(SIDE)SYSTEM (TG5475-CY TYPE)(NO.1-105).....	Fig. 99
COVER(SIDE)SYSTEM(TG5395-C TYPE).....	Fig.100
COVER(SIDE)SYSTEM(TG5475-R TYPE)(NO.1-105).....	Fig.101
COVER(SIDE)SYSTEM(TG5475-CY TYPE)(NO.106-).....	Fig.102
COVER(SIDE)SYSTEM(TG5475-R TYPE)(NO.106-).....	Fig.103
FENDER SYSTEM(TG5395-R TYPE).....	Fig.104
FENDER SYSTEM(TG5475-R TYPE).....	Fig.105
GUIDE(LEVER)SYSTEM(R TYPE).....	Fig.106
GUIDE(LEVER)SYSTEM(C TYPE).....	Fig.107
MOUNT SYSTEM(R TYPE).....	Fig.108
MOUNT SYSTEM(TG5395-C TYPE).....	Fig.109
MOUNT SYSTEM(TG5475-CY TYPE).....	Fig.110
INSULATOR(FLOOR)SYSTEM(TG5395-R TYPE).....	Fig.111
FLOOR(FRONT)SYSTEM(TG5395-R TYPE).....	Fig.112
FLOOR(FRONT)SYSTEM(TG5475-R TYPE).....	Fig.113
FLOOR(FRONT)SYSTEM(C TYPE).....	Fig.114
INSULATOR(FLOOR)SYSTEM(TG5475-R TYPE).....	Fig.115
FLOOR(REAR)SYSTEM(TG5395-R TYPE).....	Fig.116
FLOOR(REAR)SYSTEM(TG5395-C TYPE).....	Fig.117
FLOOR(REAR)SYSTEM(TG5475-R TYPE).....	Fig.118
FLOOR(REAR)SYSTEM(TG5475-CY TYPE).....	Fig.119
ELC.(FRONT)SYSTEM(TG5395)(1/2)(2/2).....	Fig.120
ELC.(FRONT)SYSTEM(TG5475)(1/2)(2/2).....	Fig.121
ELC.(MAIN)SYSTEM(TG5395)(1/3)-(3/3).....	Fig.122
ELC.(MAIN)SYSTEM(TG5475)(1/3)-(3/3).....	Fig.123

ELC.(REAR)SYSTEM(R TYPE).....	Fig.124
ELC.(REAR)SYSTEM(C TYPE).....	Fig.125
PANEL SYSTEM.....	Fig.126
ELC.(CABIN)SYSTEM(TG5395-C TYPE)(1/3)-(3/3).....	Fig.127
ELC.(CABIN)SYSTEM(TG5475-CY TYPE)(1/3)-(3/3).....	Fig.128
CONTROL SYSTEM(1/2)(2/2).....	Fig.129
SOCKET(7P)SYSTEM.....	Fig.130
FRAME(REAR)SYSTEM(TG5395-R TYPE).....	Fig.131
FRAME(REAR)SYSTEM(TG5475-R TYPE).....	Fig.132
FRAME SYSTEM(TG5395-R TYPE).....	Fig.133
FRAME SYSTEM(TG5475-R TYPE).....	Fig.134
ROOF(CABIN)SYSTEM(C TYPE).....	Fig.135
FENDER(OVER)SYSTEM(C TYPE).....	Fig.136
FRAME(CABIN)SYSTEM(TG5395-C TYPE).....	Fig.137
FRAME(CABIN)SYSTEM(TG5475-CY TYPE).....	Fig.138
GLASS(FRONT/CABIN)SYSTEM(C TYPE).....	Fig.139
DOOR(CABIN)SYSTEM(C TYPE).....	Fig.140
LOCK(DOOR/CABIN)SYSTEM(C TYPE).....	Fig.141
GLASS(SIDE/CABIN)SYSTEM(C TYPE).....	Fig.142
GLASS(REAR/CABIN)SYSTEM(C TYPE).....	Fig.143
INTERIOR(CABIN)SYSTEM(C TYPE).....	Fig.144
AIR CONDITIONER(ENGINE)SYSTEM	
(TG5475-CY TYPE)(1/2)-(2/2).....	Fig.145
HEATER(CABIN)SYSTEM(TG5395-C TYPE)(1/2)(2/2).....	Fig.146
AIR CONDITIONER(CABIN)SYSTEM	
(TG5475-CY TYPE)(1/2)-(2/2).....	Fig.147
ORNAMENT(TG5395).....	Fig.148
ORNAMENT(TG5475).....	Fig.149
LABEL(PROTECTION LEVEL)(C TYPE)	
(5395-NO.104-/5475-NO.65-).....	Fig.150
LABEL(CONTROL).....	Fig.151
LABEL(CAUTION)(R TYPE).....	Fig.152
LABEL(AIR CONDITIONER)(C TYPE).....	Fig.153

LABEL(CAUTION)(C TYPE).....	Fig.154
LABEL(CAUTION).....	Fig.155
LABEL(CE).....	Fig.156
TOOL.....	Fig.157

OPTIONAL.REPAIR PARTS

WHEEL(REAR/13.6-28)ASSY (TG5475)(OPTION).....	Fig.158
WHEEL(REAR/12.4-24-4)ASSY (TG5395 TYPE)(OPTION).....	Fig.159
WHEEL(REAR/13.6-24-4)ASSY (OPTION).....	Fig.160
WHEEL(REAR/TURF/20XW11)ASSY (TG5395)(OPTION).....	Fig.161
WHEEL(REAR/TURF/20XW11)ASSY (TG5475)(OPTION).....	Fig.162
WHEEL(REAR/TURF/475/65D)ASSY (TG5475)(OPTION).....	Fig.163
PLATE(BUMPER)SYSTEM(OPTION).....	Fig.164
WHEEL(FRONT/8-16-4)ASSY (TG5395)(OPTION).....	Fig.165
WHEEL(FRONT/9.5-16-6)ASSY (TG5475)(OPTION).....	Fig.166
HUBRING(4WD)SYSTEM(TG5395)(OPTION).....	Fig.167
WHEEL(FRONT/7-16-6)ASSY (TG5395)(OPTION).....	Fig.168
WHEEL(FRONT/8-16-4)ASSY (TG5475)(OPTION).....	Fig.169
WHEEL(FRONT/TURF/29X12.00-15)ASSY (TG5475)(OPTION).....	Fig.170
WHEEL(FRONT/TURF/7JAX15)ASSY (TG5475)(OPTION).....	Fig.171

WHEEL(FRONT/TURF/15X7JA)ASSY	
(TG5395)(OPTION).....	Fig.172
PLUG(M18)ASSY(OPTION).....	Fig.173
JOYSTICK(E4)SET(TG5395)(OPTION)(1/2)(2/2).....	Fig.174
JOYSTICK(E4)SET(TG5475)(OPTION)(1/2)(2/2).....	Fig.175
VALVE(REMOTE/1R/E4)SET	
(TG5395-R TYPE)(OPTION).....	Fig.176
VALVE(REMOTE/1R/E4)SET	
(TG5475)(OPTION).....	Fig.177
VALVE(REMOTE/2R/E4)SET	
(TG5395-R TYPE)(OPTION).....	Fig.178
VALVE(REMOTE/2R/E4)SET	
(TG5475)(OPTION).....	Fig.179
VALVE(REMOTE/1R/E4)SET	
(TG5395-C TYPE)(OPTION).....	Fig.180
VALVE(REMOTE/2R/E4)SET	
(TG5395-C TYPE)(OPTION).....	Fig.181
HARNES(SOCKET)SET(C TYPE)(REPAIR).....	Fig.182
LAMP(WORKING/REAR),WIPER(REAR),	
WIPER(REAR/SUB)SET(C TYPE)(OPTION).....	Fig.183
HARNES(JOINT/SW)ASSY(C TYPE)(OPTION).....	Fig.184
SWITCH(UP-STOP)SET(OPTION).....	Fig.185
PLATE(IR/36X96)SET(C TYPE)(REPAIR).....	Fig.186
SEAL(PVC)SYSTEM(C TYPE)(REPAIR).....	Fig.187
MIRROR(ROOM),VISOR(SUN)SYSTEM(C TYPE)	
(OPTION).....	Fig.188
COMPRESSOR ASSY	
(TG5475-C TYPE)(REPAIR).....	Fig.189
WEIGHT(15)SET(OPTION).....	Fig.190

COMPONENT PARTS

COMPONENT PARTS

FOR K135-015-000-00 ON Fig.80,81.....	Fig.191
---------------------------------------	---------

COMPONENT PARTS

FOR K135-028-000-00 ON Fig.78..... Fig.192

COMPONENT PARTS

FOR K211-073-000-00 ON Fig.78,79..... Fig.193

COMPONENT PARTS

FOR K211-074-000-20 ON Fig.174,175..... Fig.194

COMPONENT PARTS

FOR K211-107-000-00 ON Fig.78,79..... Fig.195

COMPONENT PARTS

FOR 1564-527-300-40 ON Fig.86,87..... Fig.196

COMPONENT PARTS

FOR 1640-530-600-10 ON Fig.176-181..... Fig.197

COMPONENT PARTS

FOR 1646-407-670-20 ON Fig.59..... Fig.198

COMPONENT PARTS

FOR 1696-658-340-20 ON Fig.127,128,183..... Fig.199

COMPONENT PARTS

FOR 1723-407-200-50 ON Fig.58..... Fig.200

COMPONENT PARTS

FOR 1729-782-510-20 ON Fig.146,147..... Fig.201

COMPONENT PARTS

FOR 1729-782-610-30 ON Fig.147..... Fig.202

COMPONENT PARTS

FOR 1731-658-230-30 ON Fig.183..... Fig.203

COMPONENT PARTS

FOR 1742-209-210-10 ON Fig.17..... Fig.204

COMPONENT PARTS

FOR 1744-209-210-00 ON Fig.18..... Fig.205

COMPONENT PARTS

FOR 1746-781-220-10 ON Fig.146..... Fig.206

COMPONENT PARTS

FOR 1747-203-500-30 ON Fig.16..... Fig.207

COMPONENT PARTS

FOR 3824-248-990-20 ON Fig.145..... Fig.208

WIRING DIAGRAM

WIRING DIAGRAM(1/6)

WIRING DIAGRAM(2/6)

WIRING DIAGRAM(3/6)

WIRING DIAGRAM(4/6)

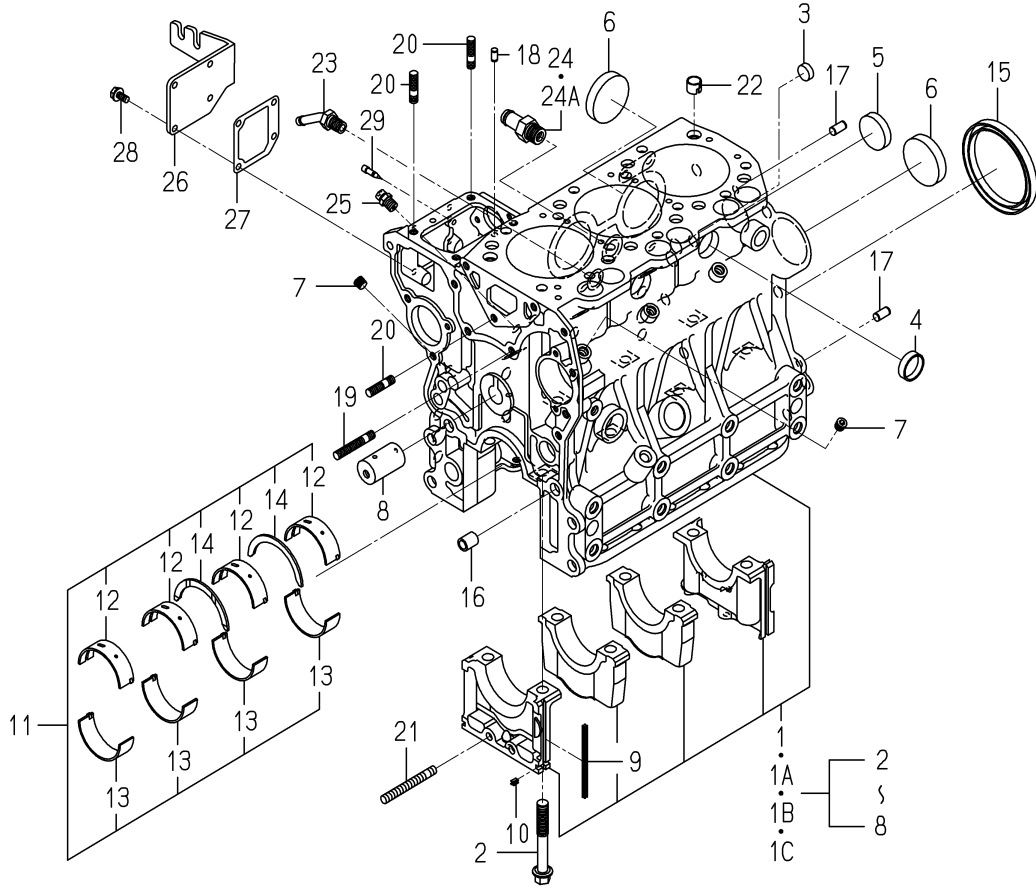
WIRING DIAGRAM(5/6)

WIRING DIAGRAM(6/6)

E N G I N E

E3CDWTB04...TG5395(EXCEPT CY TYPE)

FIG. 7 CYLINDER BLOCK(1/2)

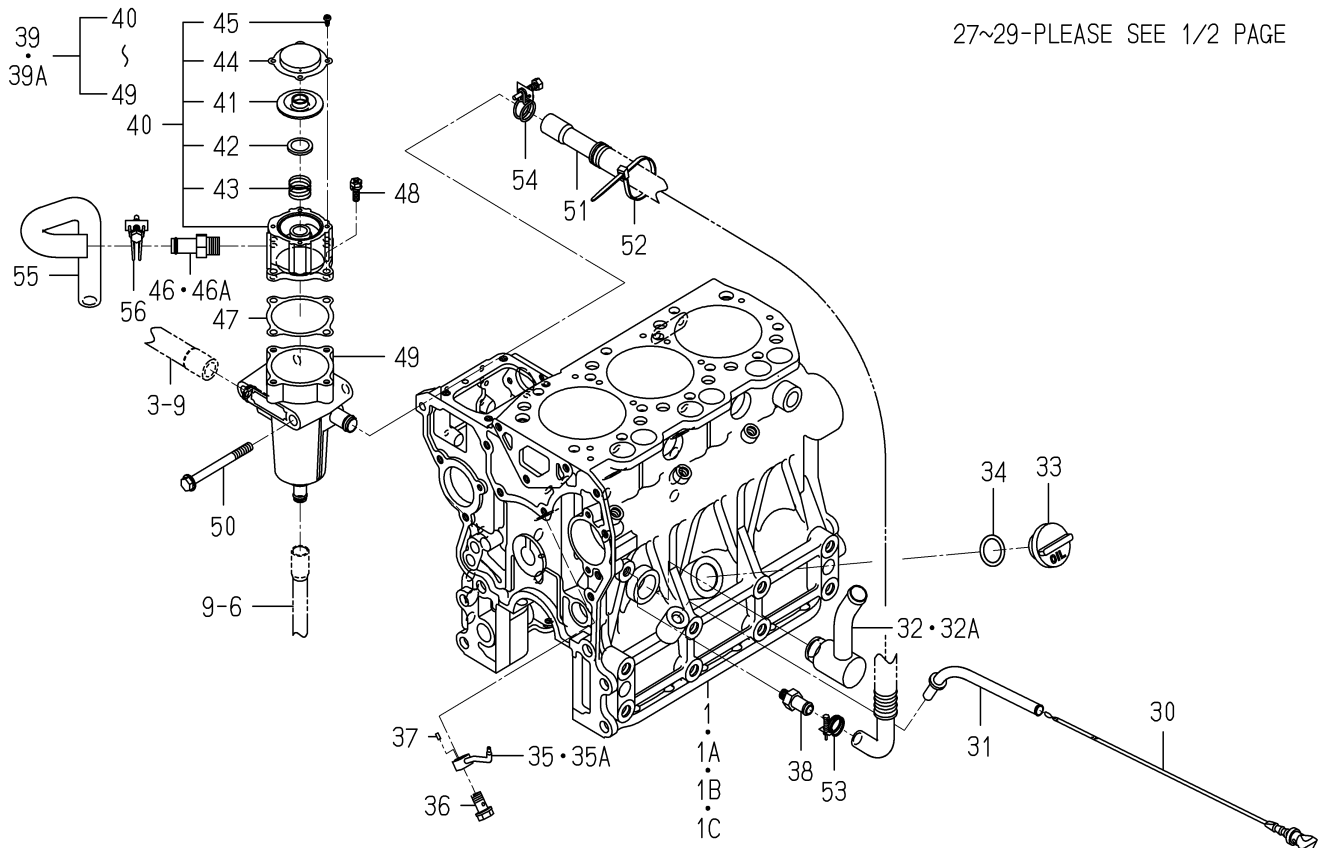


6005-202S-0100

KEY	PART CODE	DESCRIPTION	S P C	TYPE OF MODEL		I T C	C O L	G R P	REMARKS
				E3CD	WTB04				
1	6211-210-084-10	CYLINDERBLOCK ASSY	*	1					
1A	6211-210-084-20	CYLINDERBLOCK ASSY	*	1		1			
1B	6211-210-084-30	CYLINDERBLOCK ASSY	*	1		1			
1C	6211-210-084-40	CYLINDERBLOCK ASSY	*	1		3			
2	6209-000-006-00	BOLT	*	8					
3	6209-610-007-00	CUP/SEALING/16	*	2					
4	6209-610-001-10	CUP/SEALING/28	*	2					
5	6209-610-009-00	CUP/SEALING/36	*	1					
6	6209-610-003-00	CUP/SEALING/50	*	3					
7	6209-605-007-10	PLUG/PT1/8	*	7					
8	6212-531-008-30	PIN/IDLEGEAR	*	1					
9	6211-258-001-00	SEAL, BEARING CAP	*	4					
10	6211-258-002-00	SEAL, BEARING CAP/7	*	2					
11	6211-510-008-00	BEARING/CRANK SET	*	1					
12	6211-511-007-00	BEARING/CRANK/UPPER	*	4					
13	6211-511-008-00	BEARING/CRANK/LOWER	*	4					
14	6211-599-004-00	BEARING/THRUST/CRANK	*	2					
15	6209-625-003-20	OILSEAL	*	1					
16	6209-749-001-20	PIN/TUBE	*	2					
17	6213-129-006-00	PIN/STRAIGHT	*	2					
18	6209-740-005-00	PIN	*	2					
19	6904-110-840-00	STUD/M8X40	*	1					
20	6904-110-822-00	STUD	*	3					
21	V251-340-806-00	STUD/M8X60/7T	*	1					
22	6294-453-002-00	DOWEL	*	2					
23	6213-721-007-00	PIPE/WATERDRAIN	*	1					
24	6213-721-005-00	PIPE/WATER/HOUSING	*	1					
24A	6213-721-015-00	PIPE/WATER/HOUSING	*	1					
25	6909-902-299-00	NIPPLE	*	1					
26	6211-291-015-20	COVER/INJECTIONPUMP	*	1					

FIG. 7 CYLINDER BLOCK(2/2)

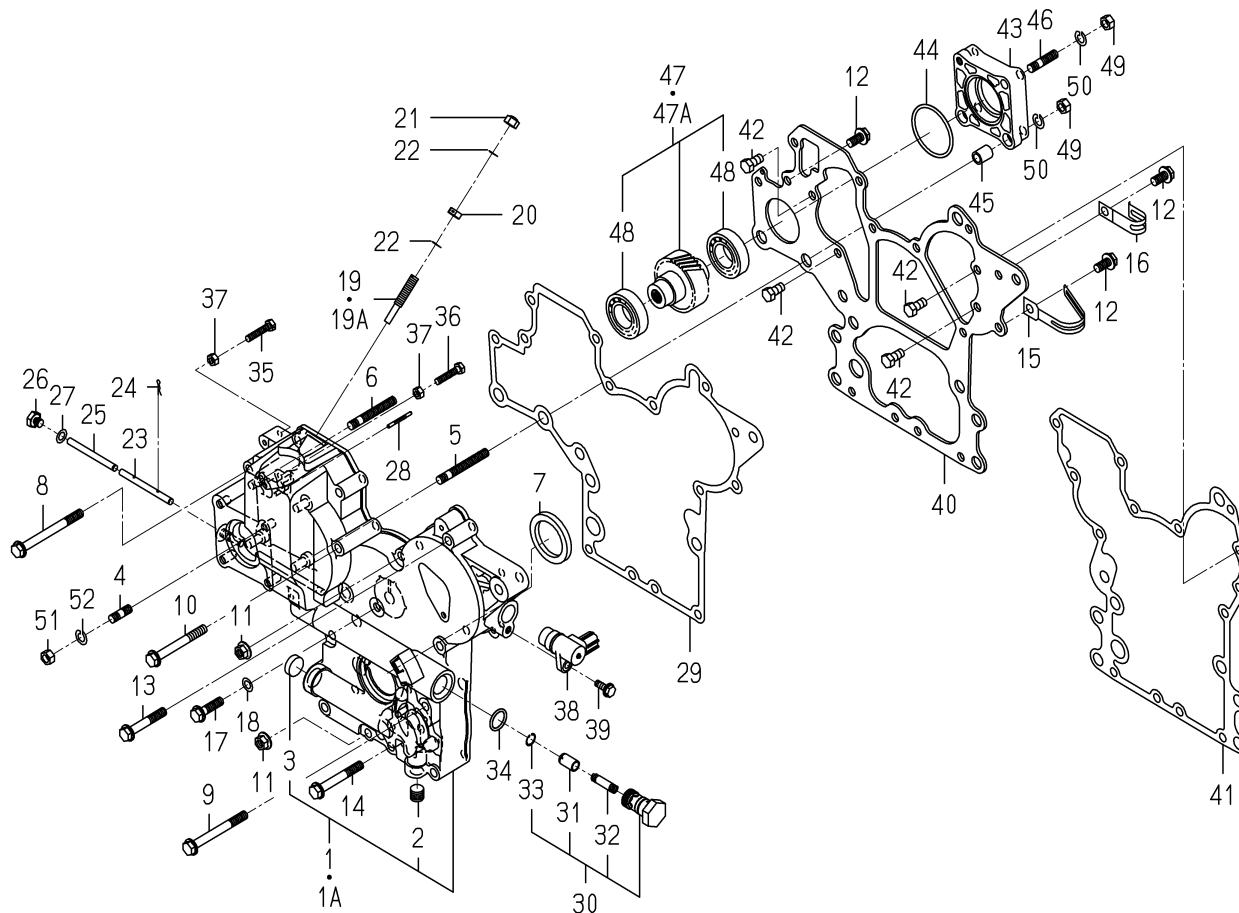
27~29-PLEASE SEE 1/2 PAGE



6005-202S-0100

KEY	PART CODE	DESCRIPTION	S P C	TYPE OF MODEL		I T C	C O L	G R P	REMARKS
				E3CD	WTB04				
27	6211-292-001-20	GASKET/COVER	*	1					
28	V230-360-601-20	FLANGEBOLT/M6X12	*	4					
29	6215-549-013-00	PIN	*	1					
30	6211-760-041-30	LEVELGAGE	*	1					
31	6211-766-033-00	GUIDE/LEVELGAGE COMP	*	1					
32	6213-311-061-00	PIPE/OIL COMP	*	1	-241479				
32A	6213-311-078-00	PIPE/OIL	*	1	241480-				
33	6211-751-002-00	CAP/OILFILLER	*	1					
34	V720-103-502-50	O-RING/1A,P25	*	1					
35	6213-342-008-10	PIPE/OILJET	*	3	-241827				
35A	6213-342-013-00	PIPE/OILJET	*	3	241828-				
36	6213-342-007-00	EYEBOLT/OILJET ASSY	*	3					
37	6209-740-008-00	PIN/SPRING	*	3					
38	6211-742-014-00	ADAPTER/R1/8	*	3					
39	6211-740-008-00	BREATHER ASSY	*	1	-233739				
39A	6211-740-008-10	BREATHER ASSY	*	1	233740-	1			
40	6211-740-009-00	COVER/BREATHER ASSY	*	1					
41	6211-179-013-10	RUBBERFLANGE	*	1					
42	6211-179-018-00	SEAT/SPRING	*	1					
43	6211-740-007-00	SPRING	*	1					
44	6211-179-019-00	COVER/BLOWBY	*	1					
45	V195-164-008-30	SCREW/TAPPING	*	4					
46	6213-721-005-00	PIPE/WATER/HOUSING	*	1	-233739				
46A	6213-721-015-00	PIPE/WATER/HOUSING	*	1	233740-				
47	6211-744-001-00	GASKET	*	1					
48	6213-119-001-00	BOLT/WS	*	4					
49	6211-740-010-00	BREATHER COMP	*	1					
50	6209-030-002-00	BOLT	*	2					
51	6209-366-011-00	HOSE/BREATHER	*	1					
52	3737-172-010-00	BAND/202	*	1					

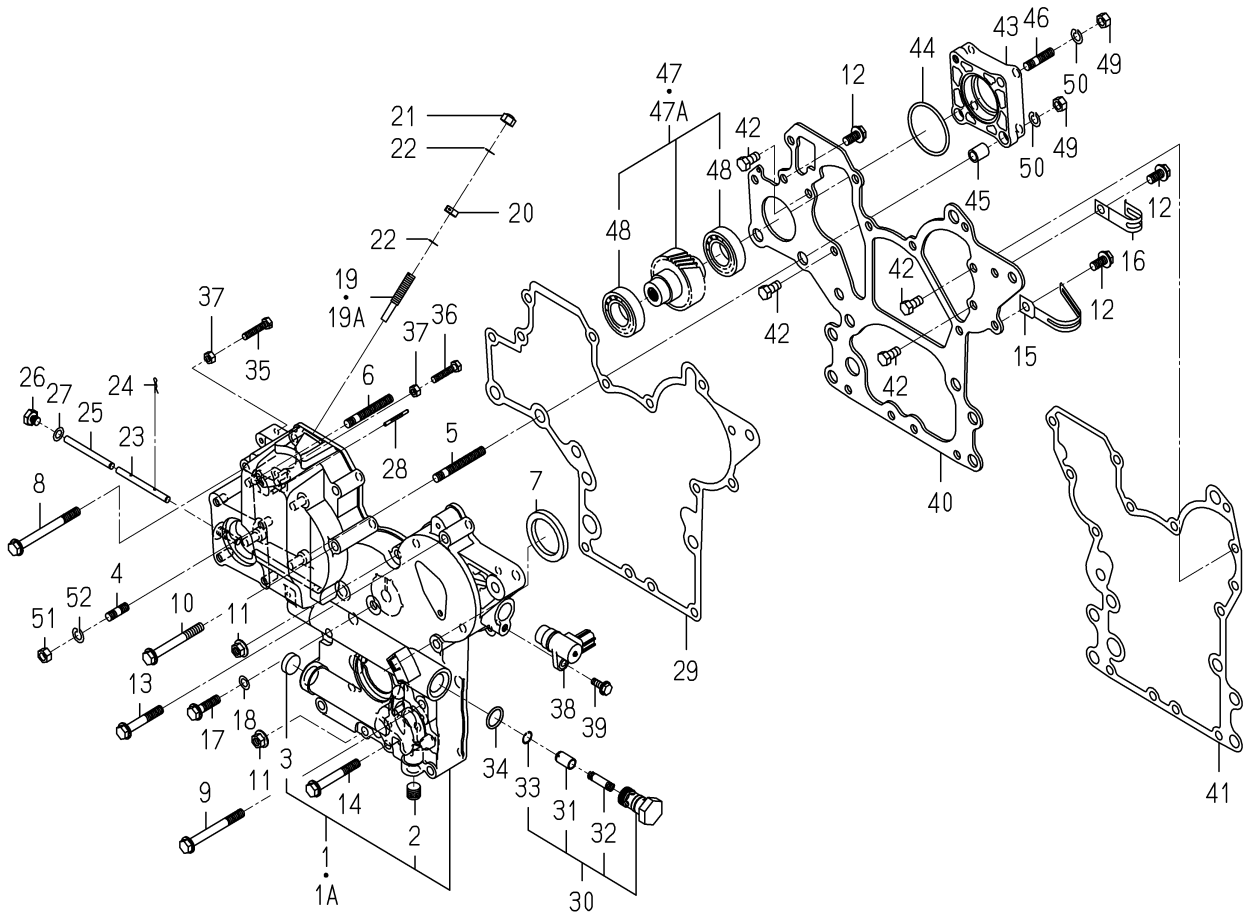
FIG. 11 TIMING GEAR CASE



6005-241I-0100,6005-241I-0200

KEY	PART CODE	DESCRIPTION	S P C	TYPE OF MODEL		I T C	C O L	G R P	REMARKS
				E3CD	WTB04				
1	6211-310-040-40	GEARCASE ASSY	*	1					
1A	6211-310-040-50	GEARCASE ASSY	*	1		1			
2	6209-605-003-20	PLUG/PT1/4	*	1					
3	6209-610-004-00	CUP/SEALING/20	*	1					
4	6904-110-822-00	STUD	*	4					
5	6904-110-855-00	STUD	*	2					
6	6904-110-850-00	STUD	*	1					
7	6209-625-002-00	SEAL,OIL	*	1					
8	V231-360-808-50	FLANGEBOLT/M8X85	*	1					
9	V231-360-807-50	FLANGEBOLT/M8X75	*	1					
10	V231-360-807-00	FLANGEBOLT/M8X70	*	1					
11	3817-401-001-00	NUT/M08	*	2					
12	V231-360-801-60	FLANGEBOLT/M8X16	*	3					
13	V231-360-805-00	FLANGEBOLT/M8X50	*	3					
14	V231-360-806-00	FLANGEBOLT/M8X60	*	4					
15	1650-650-015-00	CLAMP	*	1					
16	1425-621-004-00	HOLDER/JE/9-9	*	1					
17	V231-360-803-00	FLANGEBOLT/M8X30	*	1					
18	6209-500-003-00	WASHER/08X14X01	*	1					
19	6215-546-003-10	STOPPER/FULLLOAD	*	1					
19A	6215-546-003-30	STOPPER/FULLLOAD	*	1		1			
20	6209-409-001-00	NUT/M8	*	1					
21	V341-120-008-00	NUT,CAP/M8	*	1					
22	6209-920-002-00	PACKING	*	2					
23	6215-542-004-20	PIN/ARM	*	1					
24	P117-303-003-00	PIN/SNAP	*	2					
25	6215-542-005-20	PIN	*	1					
26	6209-600-004-00	PLUG/SCREW	*	1					
27	6209-500-003-00	WASHER/08X14X01	*	1					
28	6209-740-006-00	PIN/GROOVE	*	1					

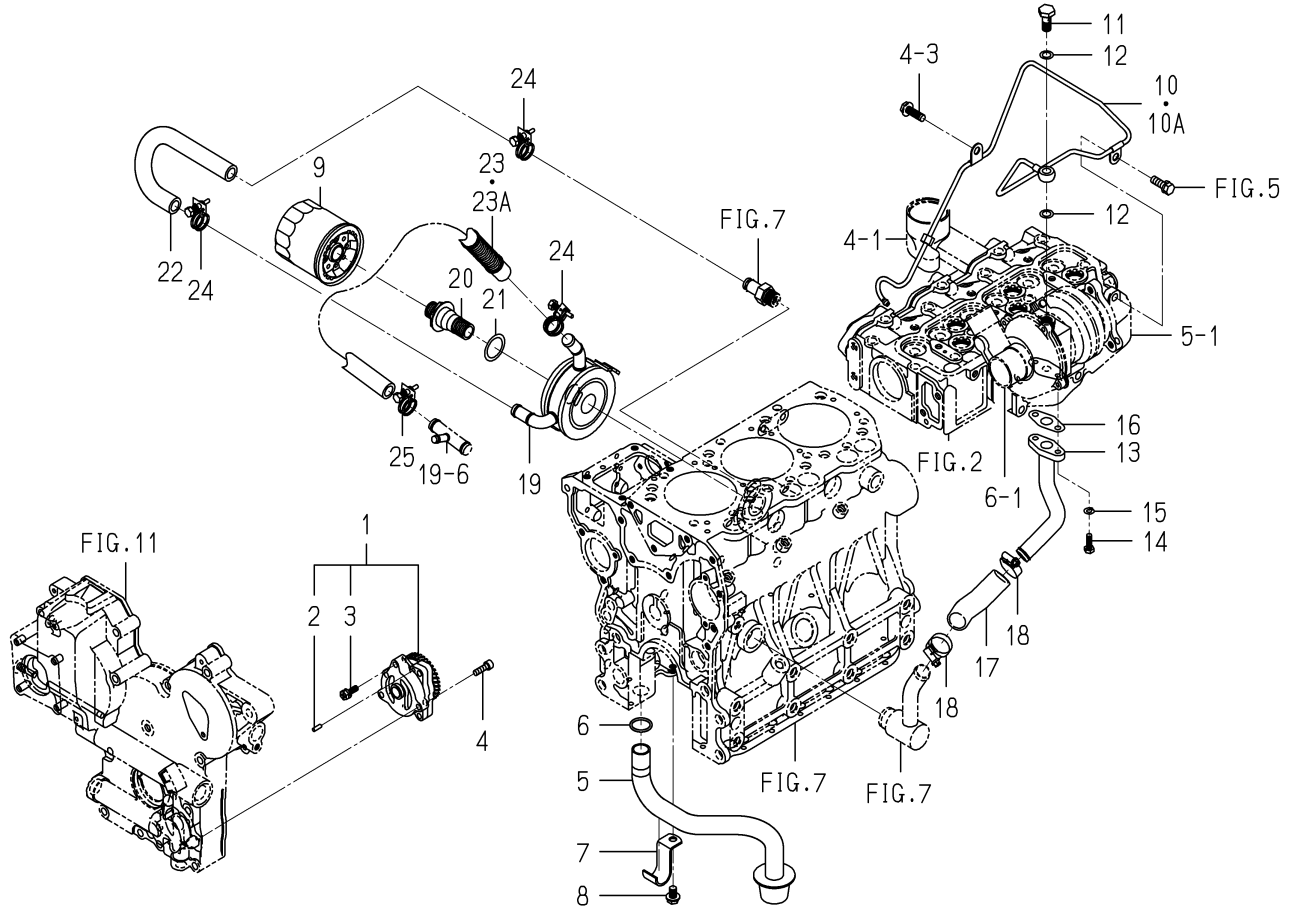
FIG. 11 TIMING GEAR CASE



6005-241I-0100,6005-241I-0200

KEY	PART CODE	DESCRIPTION	S P C	TYPE OF MODEL		I T C	C O L	G R P	REMARKS
				E3CD	WTB04				
29	6211-312-005-10	GASKET/GEARCASE	*	1					
30	6213-160-005-00	VALVE/RELIEF ASSY	*	1					
31	6213-161-003-10	PISTON/VALVE/RELIEF	*	1					
32	6213-164-001-00	SPRING/RELIEF VALVE	*	1					
33	V705-140-012-00	RING,SNAP/12 C	*	1					
34	V720-102-401-80	O-RING/1A,P18	*	1	237033-				
35	6209-050-001-00	BOLT/M6	*	1					
36	6209-050-002-00	BOLT/M6	*	1					
37	V301-260-006-00	NUT/M6	*	2					
38	1690-654-200-00	SENSOR/REVOLUTION/R	*	1					
39	V230-360-601-60	FLANGE BOLT/M6X16	*	1					
40	6211-311-013-20	PLATE/FRONT	*	1					
41	6211-312-006-10	GASKET/PLATE	*	1					
42	6902-050-816-00	BOLT	*	4					
43	6211-319-003-00	SPACER	*	1					
44	V723-102-005-00	O-RING/1A,S50	*	1					
45	6209-749-001-20	PIN/TUBE	*	2					
46	6904-110-822-00	STUD	*	1					
47	6212-530-017-00	SHAFT/HYDRAULIC ASSY	*	1	-241321				
47A	6212-530-023-00	SHAFT/HYDRAULIC ASSY	*	1	241322-				
48	6209-800-011-00	BEARING	*	2					
49	V304-260-008-00	NUT/M8	*	4					
50	V401-160-008-00	WASHER,SP/M8	*	4					
51	V304-260-008-00	NUT/M8	*	4					
52	V401-160-008-00	WASHER,SP/M8	*	4					

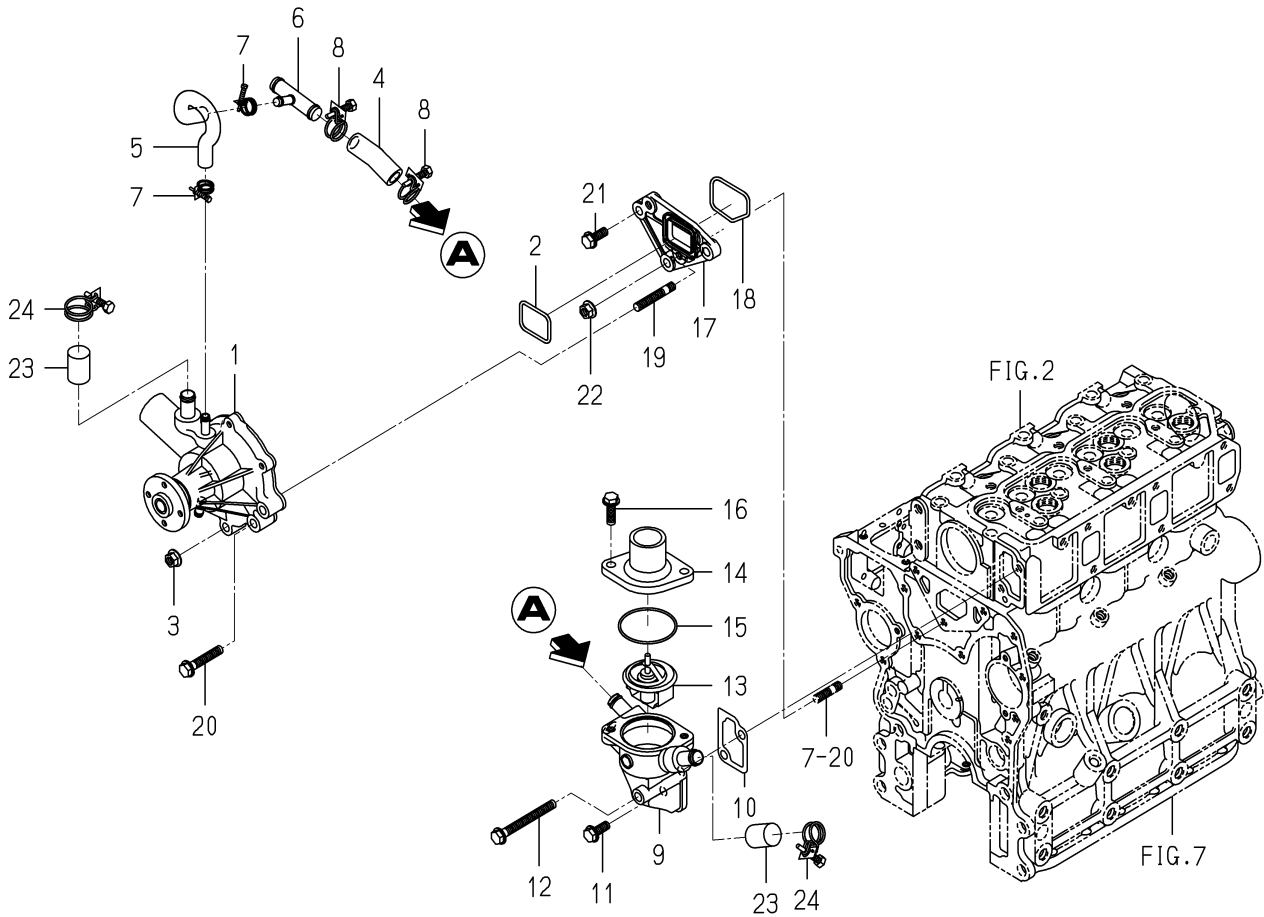
FIG. 18 OIL PUMP



6005-401H-0100

KEY	PART CODE	DESCRIPTION	S P C	TYPE OF MODEL		I T C	C O L	G R P	REMARKS
				E3CD	WTB04				
1	6213-100-010-00	OILPUMP ASSY	*	1					
2	6213-129-003-00	PIN/STRAIGHT	*	2					
3	6213-119-001-00	BOLT/WS	*	3					
4	V220-540-602-00	SCREW,SOCKET/M6X20	*	3					
5	6213-140-013-00	STRAINER	*	1					
6	V720-103-502-20	O-RING/1A,P22A	*	1					
7	6213-149-003-20	CLAMP/STRAINER	*	1					
8	V231-360-801-60	FLANGEBOLT/M8X16	*	1					
9	6213-240-005-10	CARTRIDGE/OILFILTER	*	1					
10	6213-311-057-10	PIPE/OIL ASSY	*	1	-226323				
10A	6213-311-057-20	PIPE/OIL ASSY	*	1	226324-	1			
11	6209-060-004-00	BOLT/EYE	*	1					
12	6209-920-003-00	GASKET	*	2					
13	6213-311-055-00	PIPE/OIL COMP	*	1					
14	6209-030-094-00	BOLT	*	2					
15	V401-160-006-00	WASHER,SP/M6	*	2					
16	6209-630-004-20	GASKET	*	1					
17	6209-360-076-20	HOSE/RUBBER	*	1					
18	J061-116-025-00	CLAMP/WORM/16-25	*	2					
19	6221-700-004-00	OILCOOLER	*	1					
20	6221-726-006-00	CONNECTOR/OILCOOLER	*	1					
21	6221-726-008-00	WASHER/OILCOOLER	*	1					
22	6209-360-071-10	HOSE/OILCOOLER/IN	*	1					
23	6209-360-072-20	HOSE/OILCOOLER/OUT	*	1	-243525				
23A	6209-360-072-30	HOSE/OILCOOLER/OUT	*	1	243526-	1			
24	J061-216-020-00	CLAMP/WIRE/16-20	*	3					
25	1650-780-011-10	CLIP/HOSE/18-22	*	1					

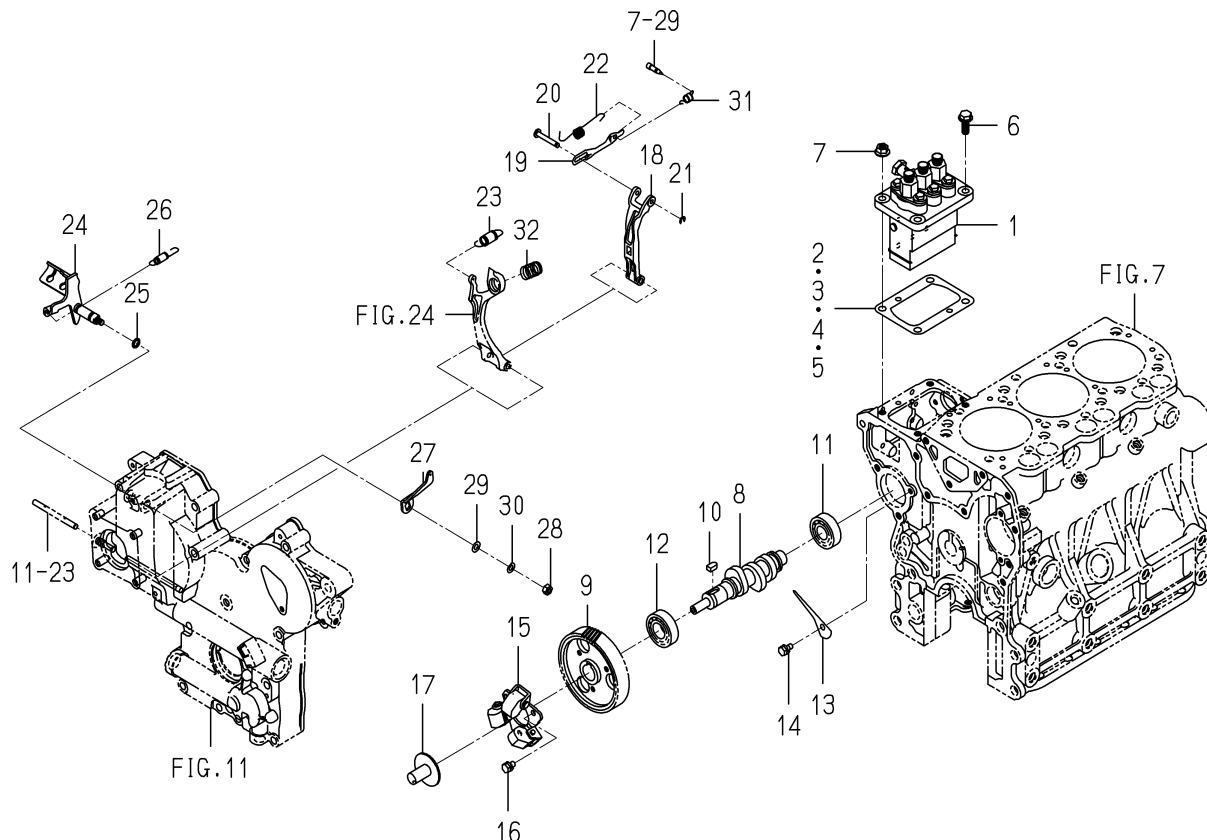
FIG. 19 WATER PUMP



6005-420T-0100

KEY	PART CODE	DESCRIPTION	S P C	TYPE OF MODEL		I T C	C O L	G R P	REMARKS
				E3CD	WTB04				
1	6213-610-011-20	WATERPUMP ASSY	*	1					
2	6213-614-013-00	GASKET/WATERPUMP	*	1					
3	3817-401-001-00	NUT/M08	*	2					
4	6213-729-004-10	HOSE/RUBBER	*	1					
5	6213-729-013-10	HOSE/RUBBER	*	1					
6	6213-719-002-00	JOINT	*	1					
7	J061-210-015-00	CLAMP/WIRE/10-15	*	2					
8	1650-780-011-10	CLIP/HOSE/18-22	*	2					
9	6213-716-003-20	HOUSING/THERMOSTAT	*	1					
10	6213-743-002-10	GASKET/HOUSING	*	1					
11	V231-360-802-00	FLANGEBOLT/M8X20	*	1					
12	V231-360-807-50	FLANGEBOLT/M8X75	*	1					
13	6513-770-022-10	THERMOSTAT	*	1					
14	6213-711-003-20	PIPE, WATER OUTLET	*	1					
15	V723-102-005-50	O-RING/1A,S55	*	1					
16	V231-360-802-50	FLANGEBOLT/M8X25	*	2					
17	6213-619-006-00	SPACER/WATERPUMP	*	1					
18	6213-614-014-00	GASKET/SPACER	*	1					
19	6904-110-840-00	STUD/M8X40	*	2					
20	V231-360-804-50	FLANGEBOLT/M8X45	*	1					
21	V231-360-802-00	FLANGEBOLT/M8X20	*	1					
22	3817-401-001-00	NUT/M08	*	1					
23	6213-729-011-00	CAP	*	2					
24	J061-220-024-00	CLAMP/WIRE/20-24	*	2					

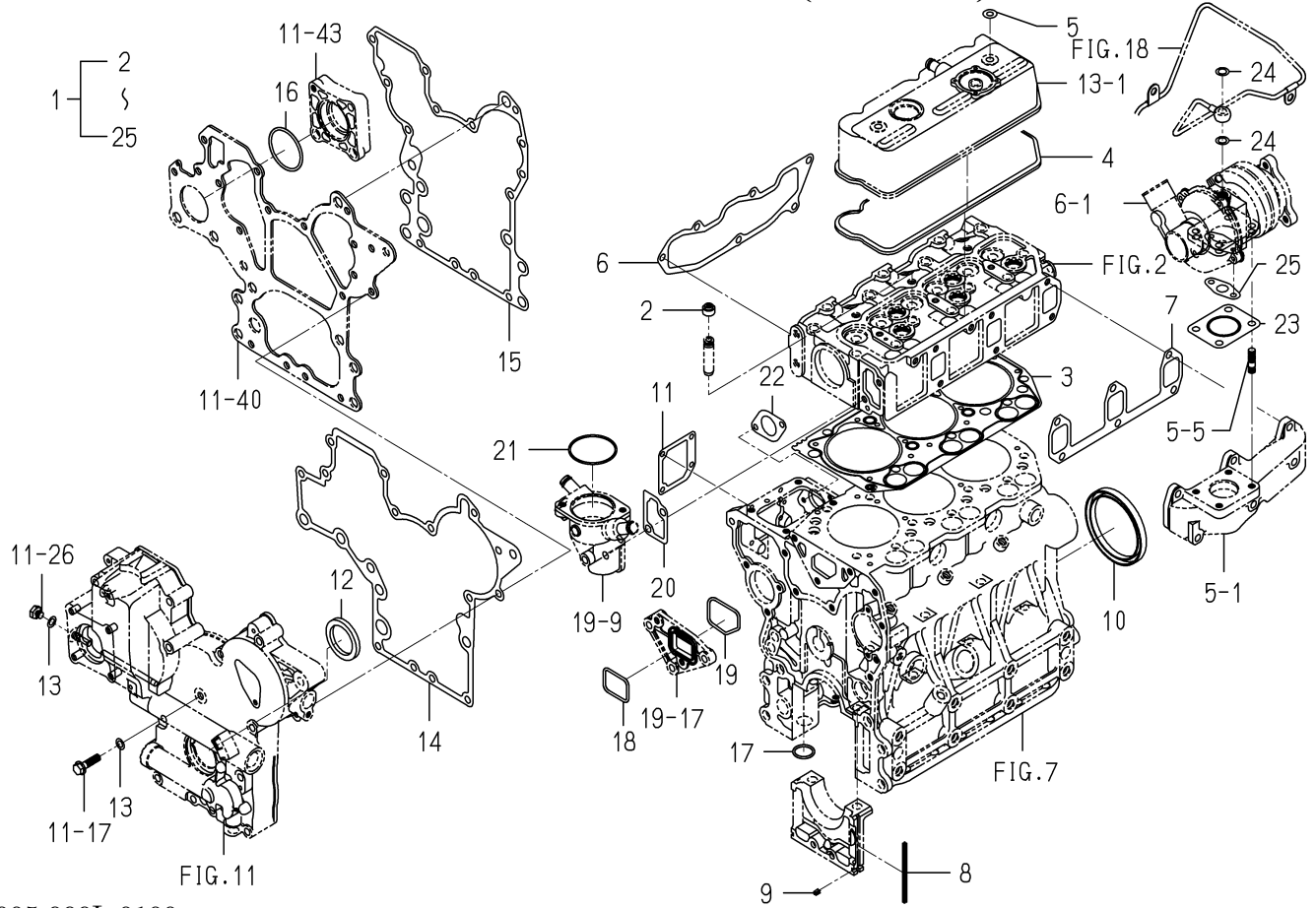
FIG. 22 INJECTION PUMP



6005-511D-0100

KEY	PART CODE	DESCRIPTION	S P C	TYPE OF MODEL		I T C	C O L	G R P	REMARKS
				E3CD	WTB04				
1	6215-600-078-10	INJECTIONPUMP ASSY	*	1					FIG 029
2	6219-752-045-00	SHIM/INJECTIONPUMP	*	1					
3	6219-752-044-00	SHIM/INJECTIONPUMP	*	1					
4	6219-752-046-00	SHIM/INJECTIONPUMP	*	1					
5	6219-752-047-00	SHIM/INJECTIONPUMP	*	1					
6	V231-360-802-00	FLANGE BOLT/M8X20	*	2					
7	3817-401-001-00	NUT/M08	*	2					
8	6215-621-018-10	CAMSHAFT/INJPUMP	*	1					
9	6212-524-012-30	GEAR/INJECTIONPUMP	*	1					
10	6209-730-005-00	KEY/07X05X09	*	1					
11	V600-110-620-30	BEARING,RB/6203	*	1					
12	6209-800-010-00	BEARING	*	1					
13	6212-535-009-00	PLATE/THRUST/INJPUMP	*	1					
14	V210-560-601-20	BOLT,S/M6X12/7T	*	1					
15	6215-520-007-10	FLYWEIGHT ASSY	*	1					
16	6209-030-043-00	BOLT/M6X10	*	3					
17	6215-526-004-00	THRUSTPIECE	*	1					
18	6215-541-001-10	ARM/FLOATING COMP	*	1					
19	6215-543-002-10	RINK/CONTROL	*	1					
20	6215-542-006-00	PIN,CONTROL	*	1					
21	V710-140-004-00	RING,SNAP/4 E	*	1					
22	6215-549-031-10	SPRING/SETTING	*	1					
23	6215-531-019-00	SPRING/GOVERNOR	*	1					
24	6215-541-045-10	LEVER/CONTROL COMP	*	1					
25	V720-101-900-80	O-RING/1A,P8	*	1					
26	6209-580-002-10	SPRING,RETURN	*	1					
27	6215-549-076-10	ARM/CONTROL	*	1					
28	V301-260-006-00	NUT/M6	*	1					
29	V411-260-006-00	WASHER,PL/M6	*	1					
30	V401-160-006-00	WASHER,SP/M6	*	1					

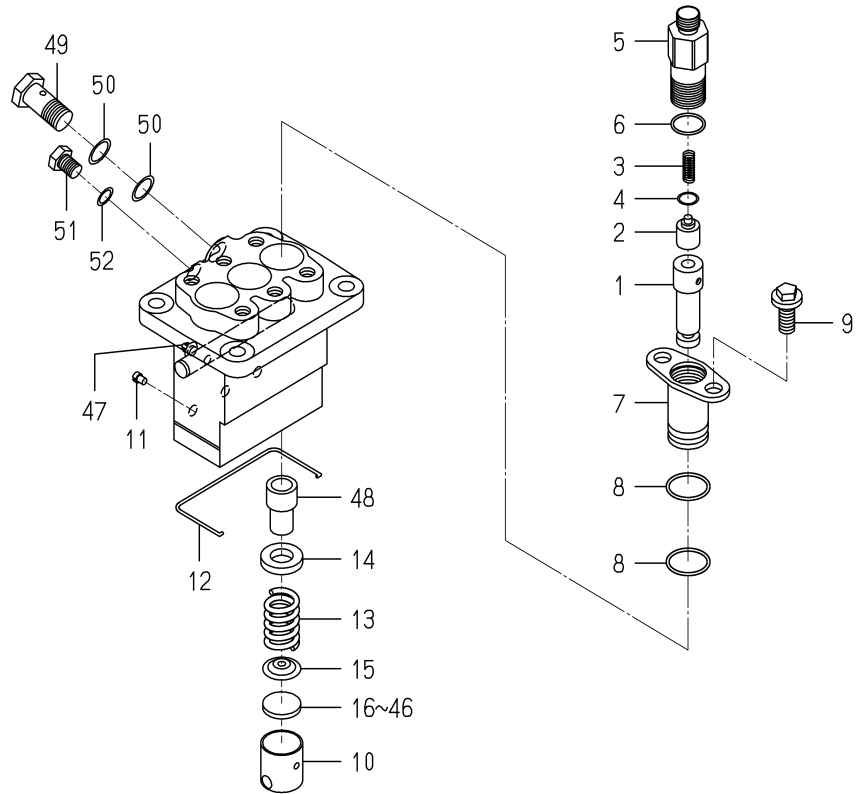
FIG. 27 REPAIR PARTS(OPTION)



6005-999L-0100

KEY	PART CODE	DESCRIPTION	S P C	TYPE OF MODEL		I T C	C O L	G R P	REMARKS
				E3CD	WTB04				
1	6287-810-041-10	REPAIR/ENGINESET	T	1					
2	6212-569-002-00	SEAL,OIL	T	6					
3	6211-141-057-10	GASKET/CYLINDERHEAD	T	1					
4	6211-173-005-00	SEAL/CYL HEAD/UNDER	T	1					
5	6209-572-003-00	GASKET	T	2					
6	6214-115-003-10	GASKET/INLETMANIFOLD	T	1					
7	6214-145-004-20	GASKET/EXH MANIFOLD	T	1					
8	6211-258-001-00	SEAL,BEARING CAP	T	4					
9	6211-258-002-00	SEAL,BEARING CAP/7	T	2					
10	6209-625-003-20	OILSEAL	T	1					
11	6211-292-001-20	GASKET/COVER	T	1					
12	6209-625-002-00	SEAL,OIL	T	1					
13	6209-500-003-00	WASHER/08X14X01	T	2					
14	6211-312-005-10	GASKET/GEARCASE	T	1					
15	6211-312-006-10	GASKET/PLATE	T	1					
16	V723-102-005-00	O-RING/1A,S50	T	1					
17	V720-103-502-20	O-RING/1A,P22A	T	1					
18	6213-614-013-00	GASKET/WATERPUMP	T	1					
19	6213-614-014-00	GASKET/SPACER	T	1					
20	6213-743-002-10	GASKET/HOUSING	T	1					
21	V723-102-005-50	O-RING/1A,S55	T	1					
22	6209-630-002-10	GASKET	T	1					
23	6214-145-009-00	GASKET	T	1					
24	6209-920-003-00	GASKET	T	2					
25	6209-630-004-20	GASKET	T	1					

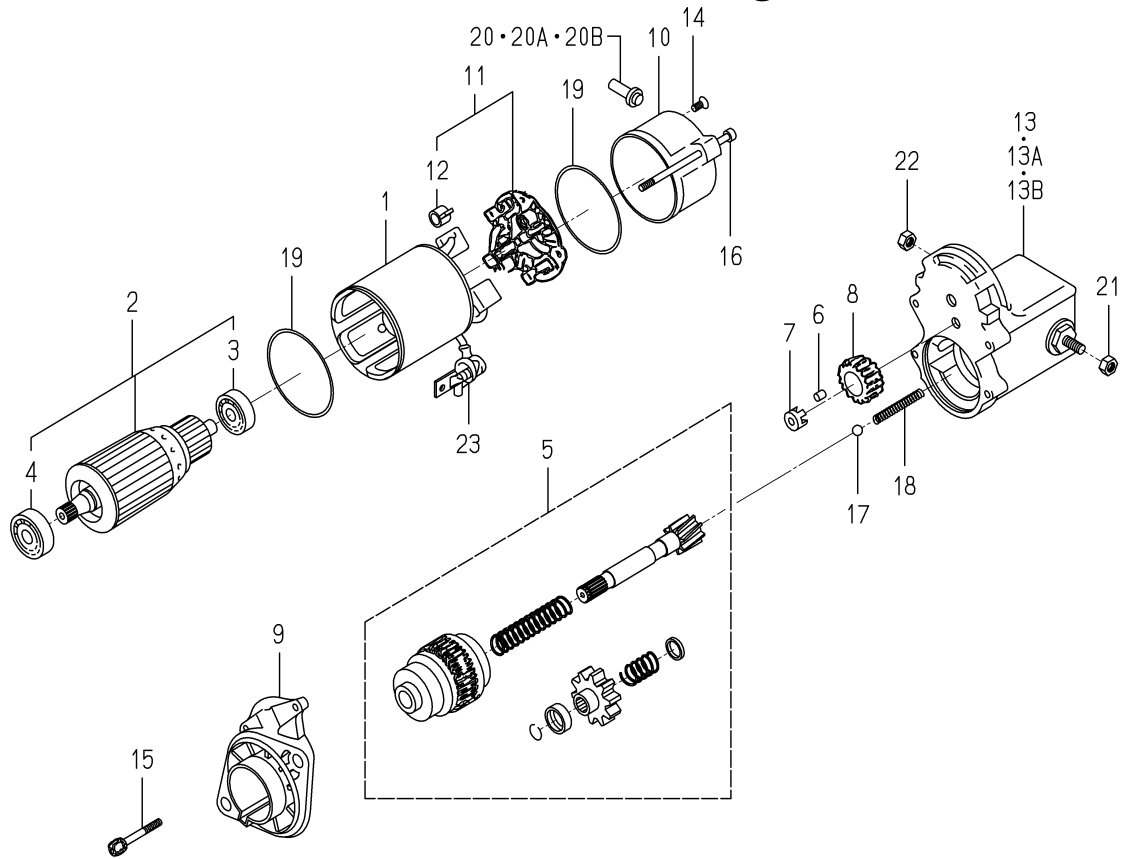
**FIG. 29 COMPONENT PARTS
FOR 6215-600-078-10 ON Fig.022**



6215-600-078-1H

KEY	PART CODE	DESCRIPTION	S P C	TYPE OF MODEL		I T C	C O L	G R P	REMARKS
				E3CD	WTB04				
1	6215-631-008-00	PLUNGER ASSY	*	3					
2	6215-641-002-00	VALVE, DELIVERY	*	3					
3	6215-643-005-00	SPRING/DELIVERY VALVE	*	3					
4	6215-649-008-00	GASKET	*	3					
5	6215-644-009-00	HOLDER/DELIVERY VALVE	*	3					
6	6215-649-014-00	ORING	*	3					
7	6215-635-004-00	SLEEVE FLANGE	*	3					
8	6215-649-013-00	ORING	*	6					
9	6215-649-011-00	BOLT	*	6					
10	6215-622-003-00	TAPPET	*	3					
11	6215-629-017-00	PIN	*	3					
12	6215-629-035-00	SNAPRING	*	1					
13	6215-634-003-00	SPRING/PLUNGER	*	3					
14	6215-639-008-00	SPRINGSEAT	*	3					
15	6215-639-009-00	SPRINGSEAT	*	3					
16	6215-629-060-00	PLATE/T=2.60	*	1					
17	6215-629-061-00	PLATE/T=2.65	*	1					
18	6215-629-062-00	PLATE/T=2.70	*	1					
19	6215-629-063-00	PLATE/T=2.75	*	1					
20	6215-629-064-00	PLATE/T=2.80	*	1					
21	6215-629-065-00	PLATE/T=2.85	*	1					
22	6215-629-066-00	PLATE/T=2.90	*	1					
23	6215-629-067-00	PLATE/T=2.95	*	1					
24	6215-629-036-00	PLATE/T=3.00	*	1					
25	6215-629-037-00	PLATE/T=3.05	*	1					
26	6215-629-038-00	PLATE/T=3.10	*	1					
27	6215-629-039-00	PLATE/T=3.15	*	1					
28	6215-629-040-00	PLATE/T=3.20	*	1					
29	6215-629-041-00	PLATE/T=3.25	*	1					
30	6215-629-042-00	PLATE/T=3.30	*	1					

FIG. 30 COMPONENT PARTS FOR 6281-100-007-40 ON Fig.025



6281-100-007-4J

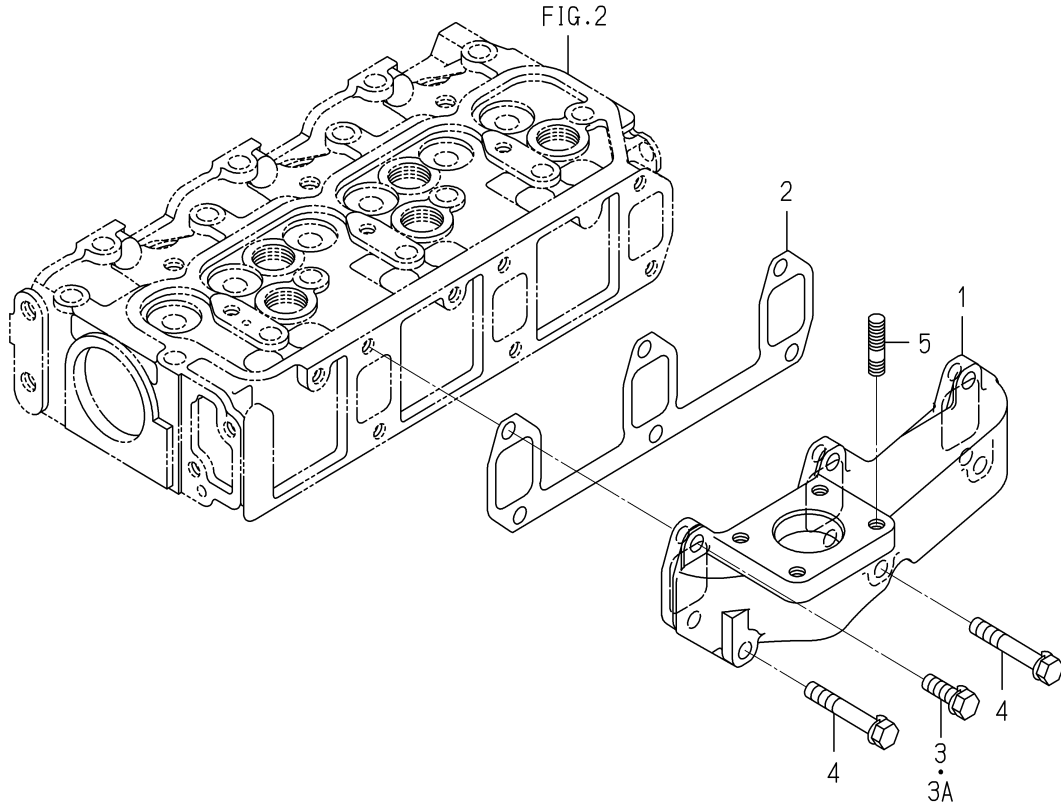
KEY	PART CODE	DESCRIPTION	S P C	TYPE OF MODEL		I T C	C O L	G R P	REMARKS
				E3CD	WTB04				
1	6281-111-005-00	YOKE/STARTER ASSY	*	1					
2	6281-121-006-00	ARMATURE/STARTE ASSY	*	1					
3	6281-129-038-00	BEARING	*	1					
4	6281-129-039-00	BEARING	*	1					
5	6281-124-007-10	CLUTCH/STARTER ASSY	*	1					
6	6581-129-099-00	RORA	*	5					
7	6281-129-040-00	RETAINER	*	1					
8	6281-123-005-00	PINION/STARTER	*	1					
9	6281-129-045-10	HOUSING/STARTER ASSY	*	1					
10	6281-115-011-00	FRAME/STARTEREND	*	1					
11	6281-116-004-00	HOLDER/STARTER ASSY	*	1					
12	6581-117-007-00	SPRING,BRUSH	*	4					
13	6281-151-023-00	SWITCH/MAGNETIC ASSY	*	1	-224311				
13A	6281-151-026-00	SWITCH/MAGNETIC ASSY	*	1	-233318				
13B	6281-151-023-00	SWITCH/MAGNETIC ASSY	*	1	233319-				
14	6281-129-062-00	SCREW	*	2					
15	6281-129-042-00	BOLT/WS	*	2					
16	6281-129-043-00	BOLT/THROUGH	*	2					
17	6581-129-092-00	BALL	*	1					
18	6281-129-044-00	SPRING/RETURN	*	1					
19	6281-129-003-00	O-RING	*	2					
20	6281-115-016-00	BUSHING/DRAIN	*	1	-224311				
20A	6281-115-009-00	BUSHING/DRAIN	*	1	-233318				
20B	6281-115-016-00	BUSHING/DRAIN	*	1	233319-				
21	6909-111-508-00	NUT	*	1					
22	6281-229-041-00	NUT	*	1					
23	6281-115-010-00	COVER	*	1					

ENGINE

E3CDWTB05...TG5395(CY TYPE)

ENGINE

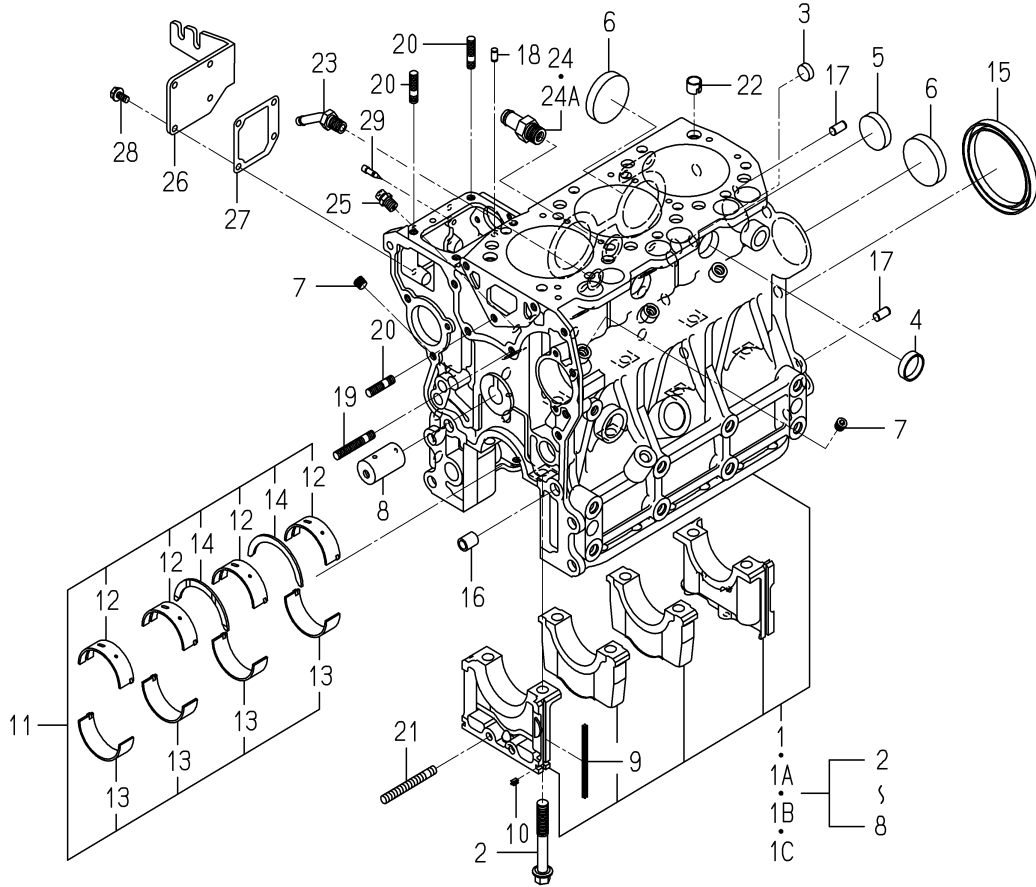
FIG. 5 EXHAUST MANIFOLD



6005-140F-0100

KEY	PART CODE	DESCRIPTION	S P C	TYPE OF MODEL		I T C	C O L	G R P	REMARKS
				E3CD	WTB05				
1	6214-141-048-00	MANIFOLD/EXHAUST	*	1					
2	6214-145-004-20	GASKET/EXH MANIFOLD	*	1					
3	V211-560-802-50	BOLT,S/M8X25/7T	*	6					
3A	V211-560-802-50	BOLT,S/M8X25/7T	*	-236936					
4	6509-030-037-00	BOLT	*	4					
5	6209-300-026-00	STUD	*	236937-					
				2					
				236937-					
				4					

FIG. 7 CYLINDER BLOCK(1/2)

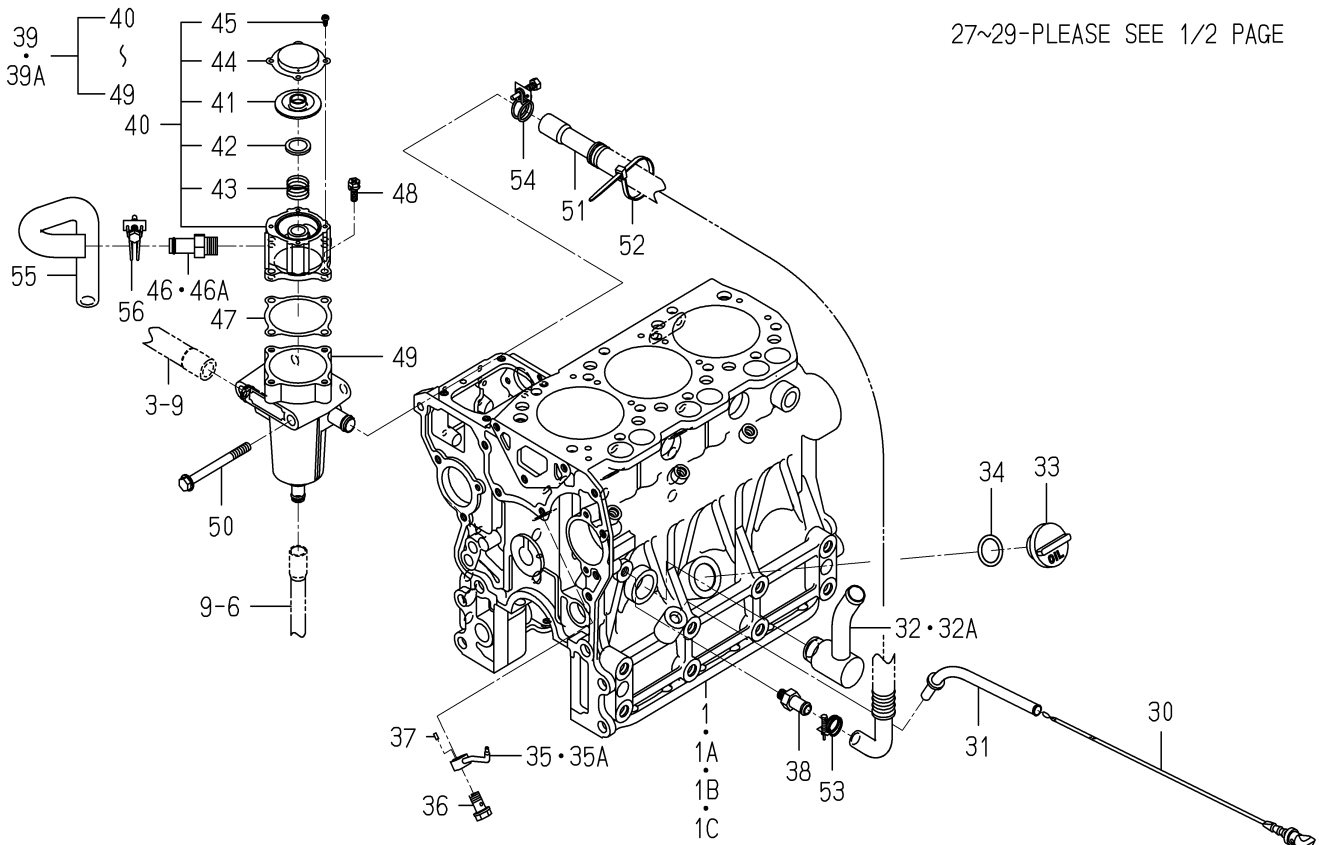


6005-202S-0100

KEY	PART CODE	DESCRIPTION	S P C	TYPE OF MODEL		I T C	C O L	G R P	REMARKS
				E3CD	WTB05				
1	6211-210-084-10	CYLINDERBLOCK ASSY	*	1					
1A	6211-210-084-20	CYLINDERBLOCK ASSY	*	1		1			
1B	6211-210-084-30	CYLINDERBLOCK ASSY	*	1		1			
1C	6211-210-084-40	CYLINDERBLOCK ASSY	*	1		3			
2	6209-000-006-00	BOLT	*	8					
3	6209-610-007-00	CUP/SEALING/16	*	2					
4	6209-610-001-10	CUP/SEALING/28	*	2					
5	6209-610-009-00	CUP/SEALING/36	*	1					
6	6209-610-003-00	CUP/SEALING/50	*	3					
7	6209-605-007-10	PLUG/PT1/8	*	7					
8	6212-531-008-30	PIN/IDLEGEAR	*	1					
9	6211-258-001-00	SEAL, BEARING CAP	*	4					
10	6211-258-002-00	SEAL, BEARING CAP/7	*	2					
11	6211-510-008-00	BEARING/CRANK SET	*	1					
12	6211-511-007-00	BEARING/CRANK/UPPER	*	4					
13	6211-511-008-00	BEARING/CRANK/LOWER	*	4					
14	6211-599-004-00	BEARING/THRUST/CRANK	*	2					
15	6209-625-003-20	OILSEAL	*	1					
16	6209-749-001-20	PIN/TUBE	*	2					
17	6213-129-006-00	PIN/STRAIGHT	*	2					
18	6209-740-005-00	PIN	*	2					
19	6904-110-840-00	STUD/M8X40	*	1					
20	6904-110-822-00	STUD	*	3					
21	V251-340-806-00	STUD/M8X60/7T	*	1					
22	6294-453-002-00	DOWEL	*	2					
23	6213-721-007-00	PIPE/WATERDRAIN	*	1					
24	6213-721-005-00	PIPE/WATER/HOUSING	*	1					
24A	6213-721-015-00	PIPE/WATER/HOUSING	*	1					
25	6909-902-299-00	NIPPLE	*	1					
26	6211-291-015-20	COVER/INJECTIONPUMP	*	1					

FIG. 7 CYLINDER BLOCK(2/2)

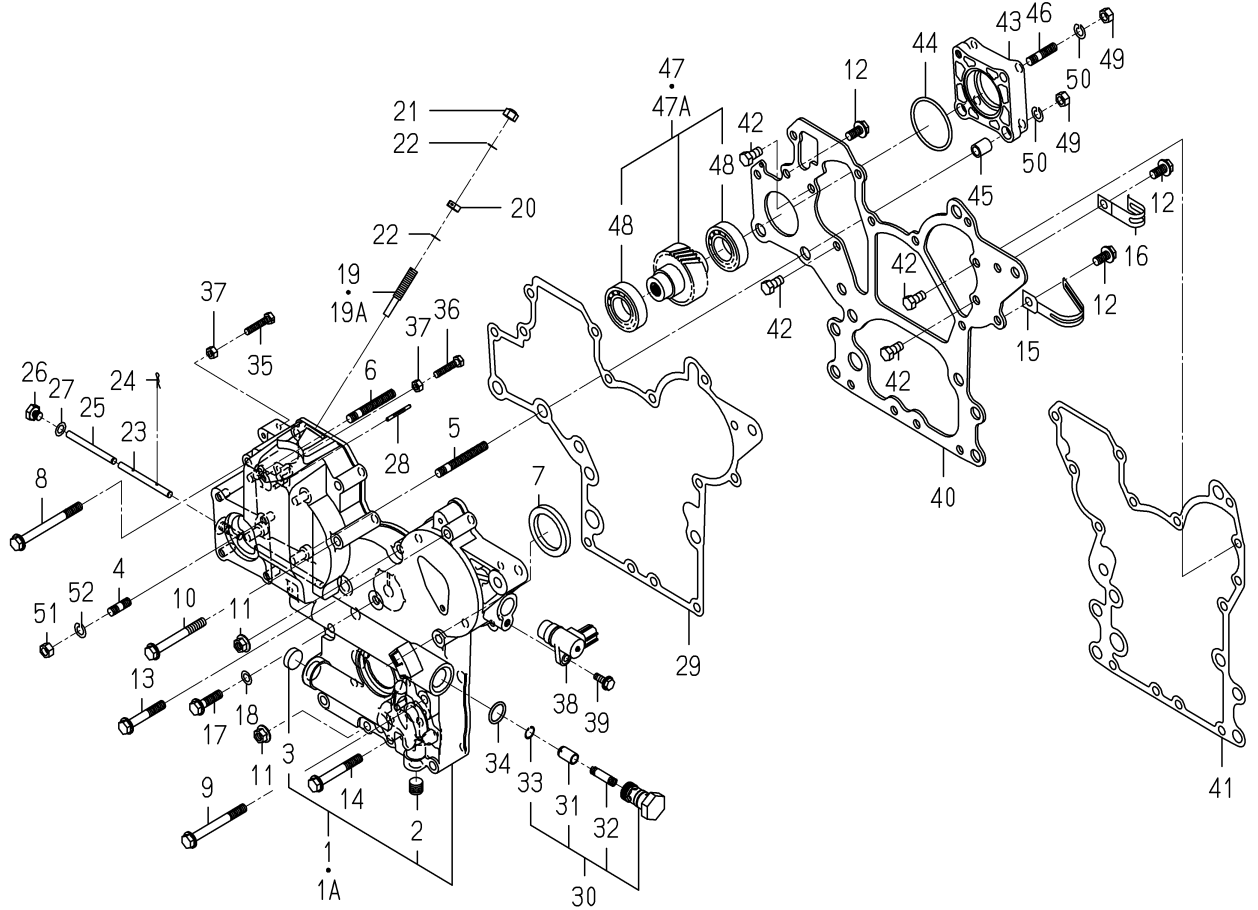
27~29-PLEASE SEE 1/2 PAGE



6005-202S-0100

KEY	PART CODE	DESCRIPTION	S P C	TYPE OF MODEL		I T C	C O L	G R P	REMARKS
				E3CD	WTB05				
27	6211-292-001-20	GASKET/COVER	*	1					
28	V230-360-601-20	FLANGEBOLT/M6X12	*	4					
29	6215-549-013-00	PIN	*	1					
30	6211-760-041-30	LEVELGAGE	*	1					
31	6211-766-033-00	GUIDE/LEVELGAGE COMP	*	1					
32	6213-311-061-00	PIPE/OIL COMP	*	1	-241479				
32A	6213-311-078-00	PIPE/OIL	*	1	241480-				
33	6211-751-002-00	CAP/OILFILLER	*	1					
34	V720-103-502-50	O-RING/1A,P25	*	1					
35	6213-342-008-10	PIPE/OILJET	*	3	-241827				
35A	6213-342-013-00	PIPE/OILJET	*	3	241828-				
36	6213-342-007-00	EYEBOLT/OILJET ASSY	*	3					
37	6209-740-008-00	PIN/SPRING	*	3					
38	6211-742-014-00	ADAPTER/R1/8	*	3					
39	6211-740-008-00	BREATHER ASSY	*	1	-233739				
39A	6211-740-008-10	BREATHER ASSY	*	1	233740-	1			
40	6211-740-009-00	COVER/BREATHER ASSY	*	1					
41	6211-179-013-10	RUBBERFLANGE	*	1					
42	6211-179-018-00	SEAT/SPRING	*	1					
43	6211-740-007-00	SPRING	*	1					
44	6211-179-019-00	COVER/BLOWBY	*	1					
45	V195-164-008-30	SCREW/TAPPING	*	4					
46	6213-721-005-00	PIPE/WATER/HOUSING	*	1	-233739				
46A	6213-721-015-00	PIPE/WATER/HOUSING	*	1	233740-				
47	6211-744-001-00	GASKET	*	1					
48	6213-119-001-00	BOLT/WS	*	4					
49	6211-740-010-00	BREATHER COMP	*	1					
50	6209-030-002-00	BOLT	*	2					
51	6209-366-011-00	HOSE/BREATHER	*	1					
52	3737-172-010-00	BAND/202	*	1					

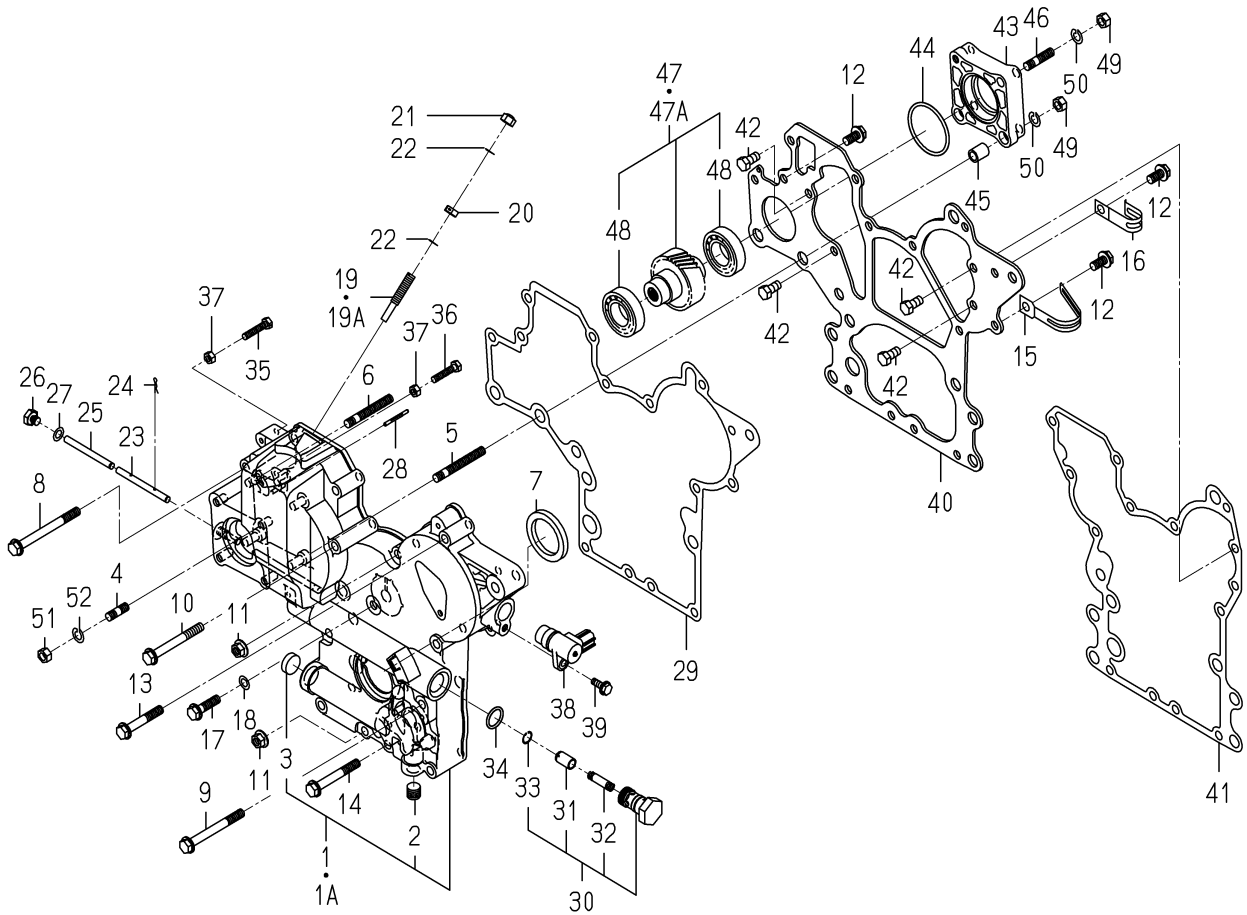
FIG. 11 TIMING GEAR CASE



6005-241I-0100,6005-241I-0200

KEY	PART CODE	DESCRIPTION	S P C	TYPE OF MODEL		I T C	C O L	G R P	REMARKS
				E3CD	WTB05				
1	6211-310-040-40	GEARCASE ASSY	*	1					
1A	6211-310-040-50	GEARCASE ASSY	*	1		1			
2	6209-605-003-20	PLUG/PT1/4	*	1					
3	6209-610-004-00	CUP/SEALING/20	*	1					
4	6904-110-822-00	STUD	*	4					
5	6904-110-855-00	STUD	*	2					
6	6904-110-850-00	STUD	*	1					
7	6209-625-002-00	SEAL,OIL	*	1					
8	V231-360-808-50	FLANGEBOLT/M8X85	*	1					
9	V231-360-807-50	FLANGEBOLT/M8X75	*	1					
10	V231-360-807-00	FLANGEBOLT/M8X70	*	1					
11	3817-401-001-00	NUT/M08	*	2					
12	V231-360-801-60	FLANGEBOLT/M8X16	*	3					
13	V231-360-805-00	FLANGEBOLT/M8X50	*	3					
14	V231-360-806-00	FLANGEBOLT/M8X60	*	4					
15	1650-650-015-00	CLAMP	*	1					
16	1425-621-004-00	HOLDER/JE/9-9	*	1					
17	V231-360-803-00	FLANGEBOLT/M8X30	*	1					
18	6209-500-003-00	WASHER/08X14X01	*	1					
19	6215-546-003-10	STOPPER/FULLLOAD	*	1					
19A	6215-546-003-30	STOPPER/FULLLOAD	*	1		1			
20	6209-409-001-00	NUT/M8	*	1					
21	V341-120-008-00	NUT,CAP/M8	*	1					
22	6209-920-002-00	PACKING	*	2					
23	6215-542-004-20	PIN/ARM	*	1					
24	P117-303-003-00	PIN/SNAP	*	2					
25	6215-542-005-20	PIN	*	1					
26	6209-600-004-00	PLUG/SCREW	*	1					
27	6209-500-003-00	WASHER/08X14X01	*	1					
28	6209-740-006-00	PIN/GROOVE	*	1					

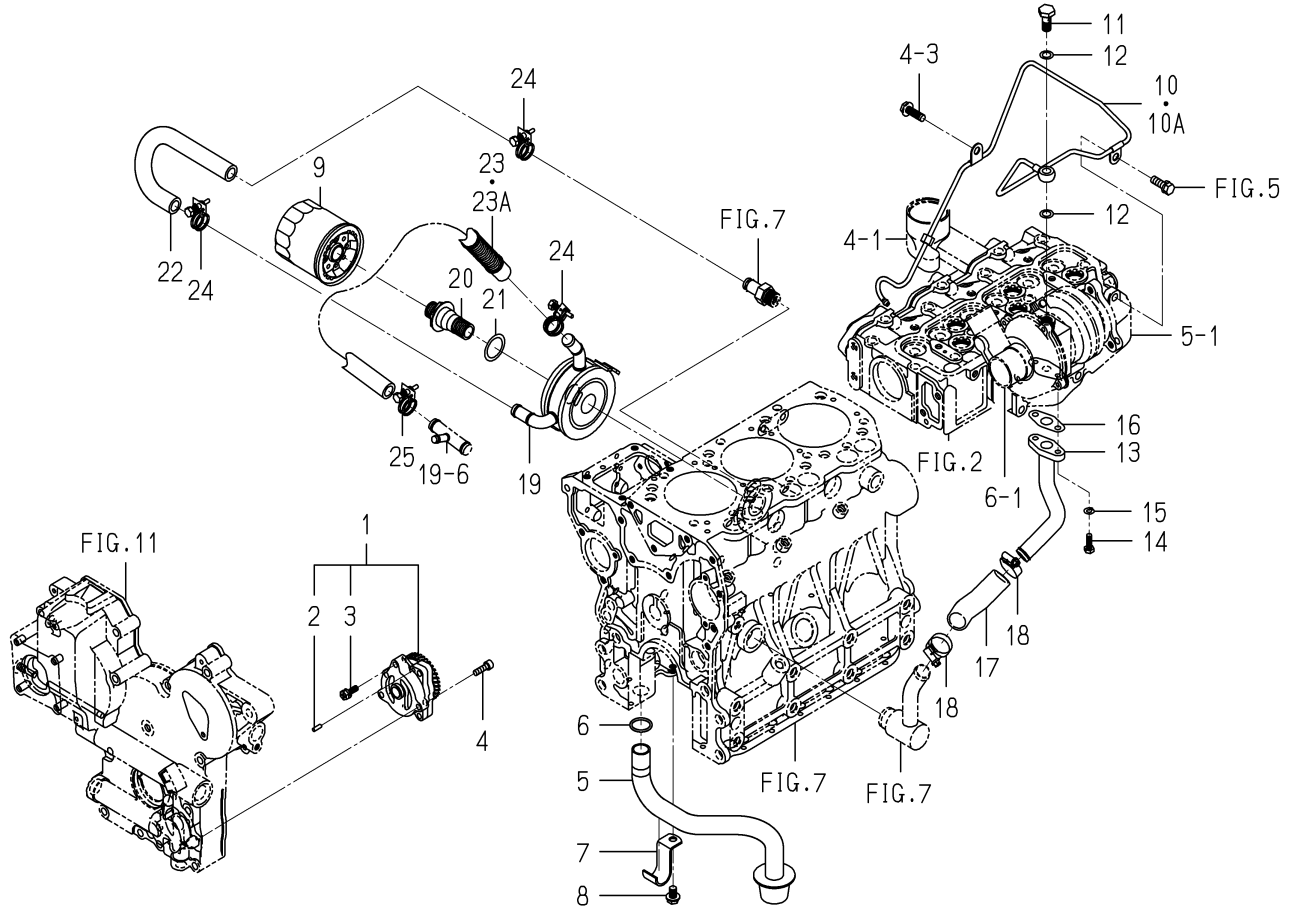
FIG. 11 TIMING GEAR CASE



6005-241I-0100,6005-241I-0200

KEY	PART CODE	DESCRIPTION	S P C	TYPE OF MODEL		I T C	C O L	G R P	REMARKS
				E3CD	WTB05				
29	6211-312-005-10	GASKET/GEARCASE	*	1					
30	6213-160-005-00	VALVE/RELIEF ASSY	*	1					
31	6213-161-003-10	PISTON/VALVE/RELIEF	*	1					
32	6213-164-001-00	SPRING/RELIEF VALVE	*	1					
33	V705-140-012-00	RING,SNAP/12 C	*	1					
34	V720-102-401-80	O-RING/1A,P18	*	1	237033-				
35	6209-050-001-00	BOLT/M6	*	1					
36	6209-050-002-00	BOLT/M6	*	1					
37	V301-260-006-00	NUT/M6	*	2					
38	1690-654-200-00	SENSOR/REVOLUTION/R	*	1					
39	V230-360-601-60	FLANGE BOLT/M6X16	*	1					
40	6211-311-013-20	PLATE/FRONT	*	1					
41	6211-312-006-10	GASKET/PLATE	*	1					
42	6902-050-816-00	BOLT	*	4					
43	6211-319-003-00	SPACER	*	1					
44	V723-102-005-00	O-RING/1A,S50	*	1					
45	6209-749-001-20	PIN/TUBE	*	2					
46	6904-110-822-00	STUD	*	1					
47	6212-530-017-00	SHAFT/HYDRAULIC ASSY	*	1	-241321				
47A	6212-530-023-00	SHAFT/HYDRAULIC ASSY	*	1	241322-				
48	6209-800-011-00	BEARING	*	2					
49	V304-260-008-00	NUT/M8	*	4					
50	V401-160-008-00	WASHER,SP/M8	*	4					
51	V304-260-008-00	NUT/M8	*	4					
52	V401-160-008-00	WASHER,SP/M8	*	4					

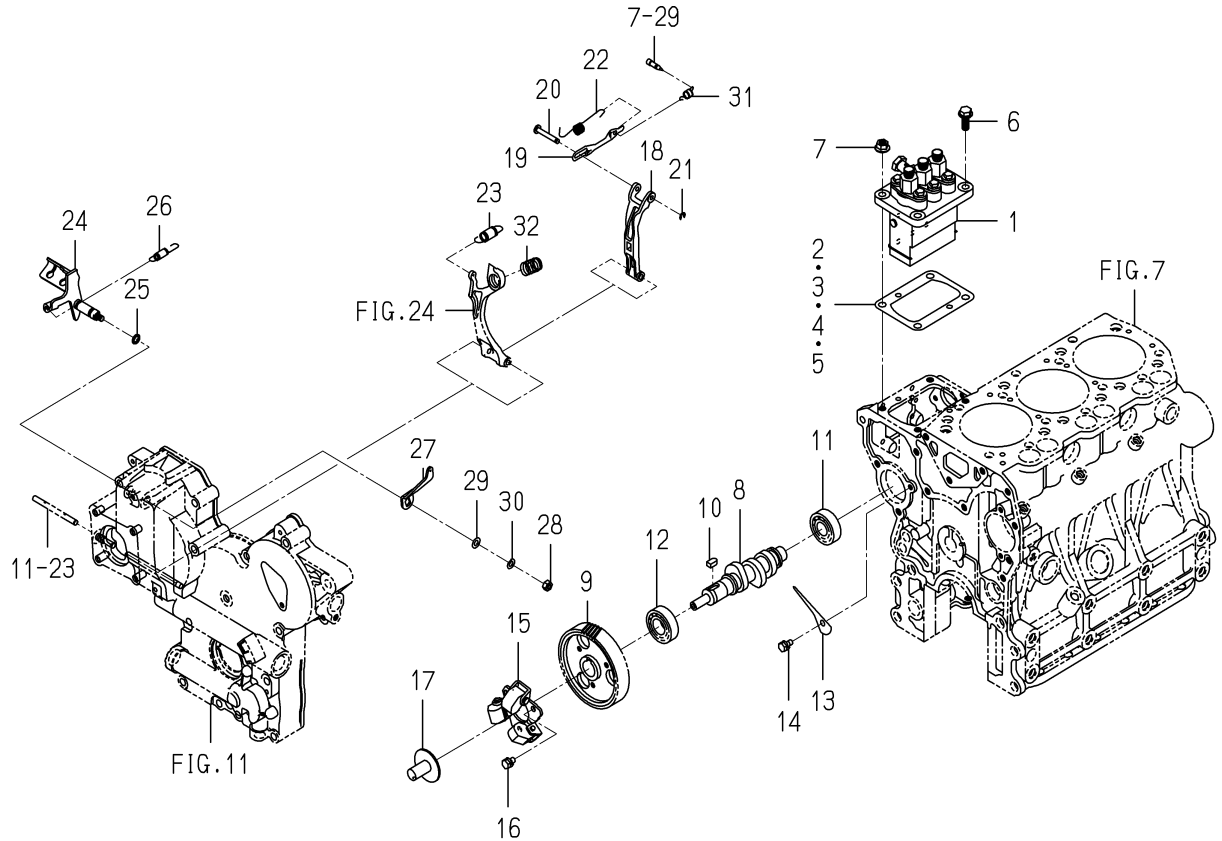
FIG. 18 OIL PUMP



6005-401H-0100

KEY	PART CODE	DESCRIPTION	S P C	TYPE OF MODEL		I T C	C O L	G R P	REMARKS
				E3CD	WTB05				
1	6213-100-010-00	OILPUMP ASSY	*	1					
2	6213-129-003-00	PIN/STRAIGHT	*	2					
3	6213-119-001-00	BOLT/WS	*	3					
4	V220-540-602-00	SCREW,SOCKET/M6X20	*	3					
5	6213-140-013-00	STRAINER	*	1					
6	V720-103-502-20	O-RING/1A,P22A	*	1					
7	6213-149-003-20	CLAMP/STRAINER	*	1					
8	V231-360-801-60	FLANGEBOLT/M8X16	*	1					
9	6213-240-005-10	CARTRIDGE/OILFILTER	*	1					
10	6213-311-057-10	PIPE/OIL ASSY	*	1	-226323				
10A	6213-311-057-20	PIPE/OIL ASSY	*	1	226324-	1			
11	6209-060-004-00	BOLT/EYE	*	1					
12	6209-920-003-00	GASKET	*	2					
13	6213-311-055-00	PIPE/OIL COMP	*	1					
14	6209-030-094-00	BOLT	*	2					
15	V401-160-006-00	WASHER,SP/M6	*	2					
16	6209-630-004-20	GASKET	*	1					
17	6209-360-076-20	HOSE/RUBBER	*	1					
18	J061-116-025-00	CLAMP/WORM/16-25	*	2					
19	6221-700-004-00	OILCOOLER	*	1					
20	6221-726-006-00	CONNECTOR/OILCOOLER	*	1					
21	6221-726-008-00	WASHER/OILCOOLER	*	1					
22	6209-360-071-10	HOSE/OILCOOLER/IN	*	1					
23	6209-360-072-20	HOSE/OILCOOLER/OUT	*	1	-243525				
23A	6209-360-072-30	HOSE/OILCOOLER/OUT	*	1	243526-	1			
24	J061-216-020-00	CLAMP/WIRE/16-20	*	3					
25	1650-780-011-10	CLIP/HOSE/18-22	*	1					

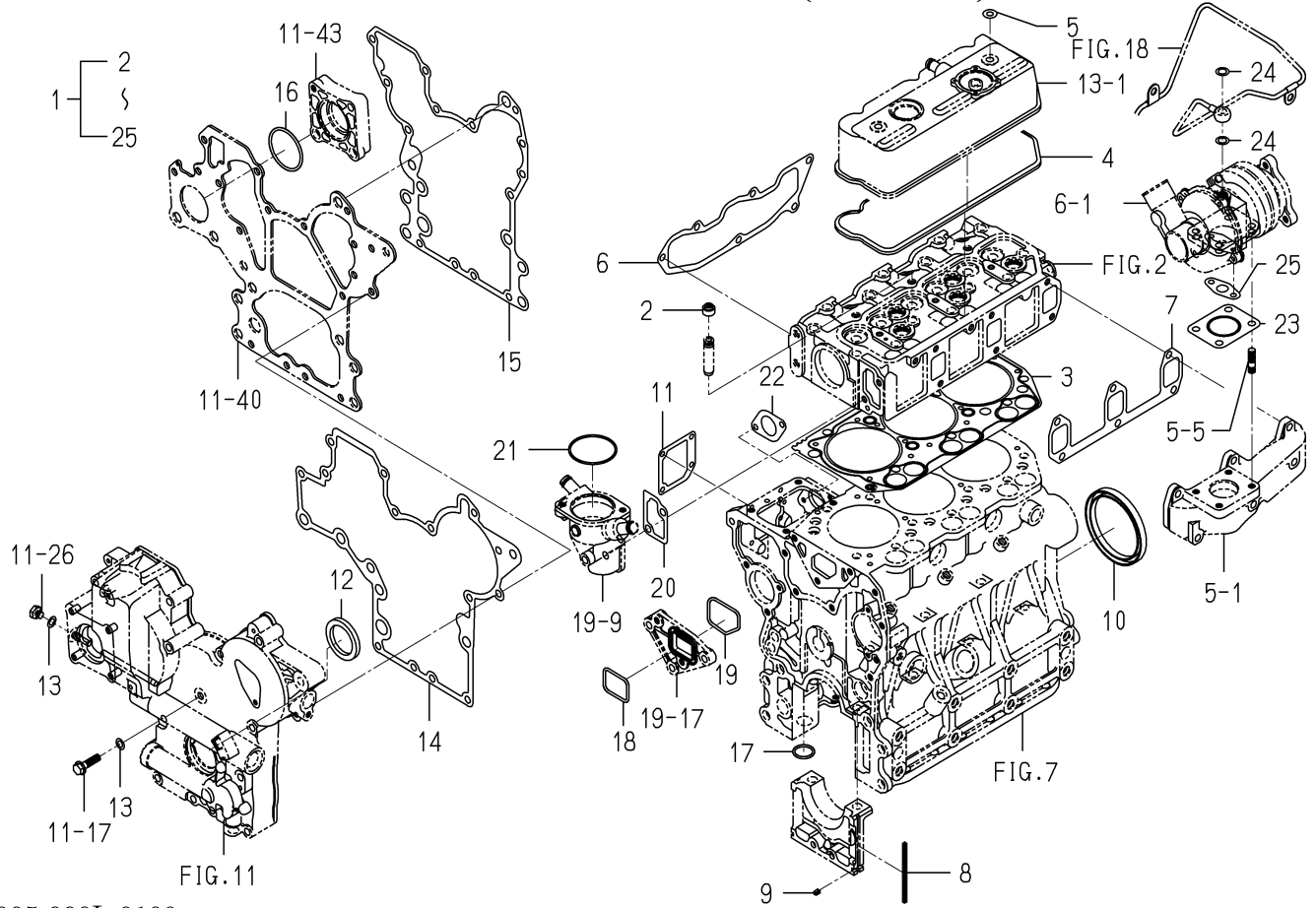
FIG. 22 INJECTION PUMP



6005-511D-0100

KEY	PART CODE	DESCRIPTION	S P C	TYPE OF MODEL		I T C	C O L	G R P	REMARKS
				E3CD	WTB05				
1	6215-600-078-10	INJECTIONPUMP ASSY	*	1					FIG 029
2	6219-752-045-00	SHIM/INJECTIONPUMP	*	1					
3	6219-752-044-00	SHIM/INJECTIONPUMP	*	1					
4	6219-752-046-00	SHIM/INJECTIONPUMP	*	1					
5	6219-752-047-00	SHIM/INJECTIONPUMP	*	1					
6	V231-360-802-00	FLANGE BOLT/M8X20	*	2					
7	3817-401-001-00	NUT/M08	*	2					
8	6215-621-018-10	CAMSHAFT/INJPUMP	*	1					
9	6212-524-012-30	GEAR/INJECTIONPUMP	*	1					
10	6209-730-005-00	KEY/07X05X09	*	1					
11	V600-110-620-30	BEARING,RB/6203	*	1					
12	6209-800-010-00	BEARING	*	1					
13	6212-535-009-00	PLATE/THRUST/INJPUMP	*	1					
14	V210-560-601-20	BOLT,S/M6X12/7T	*	1					
15	6215-520-007-10	FLYWEIGHT ASSY	*	1					
16	6209-030-043-00	BOLT/M6X10	*	3					
17	6215-526-004-00	THRUSTPIECE	*	1					
18	6215-541-001-10	ARM/FLOATING COMP	*	1					
19	6215-543-002-10	RINK/CONTROL	*	1					
20	6215-542-006-00	PIN,CONTROL	*	1					
21	V710-140-004-00	RING,SNAP/4 E	*	1					
22	6215-549-031-10	SPRING/SETTING	*	1					
23	6215-531-019-00	SPRING/GOVERNOR	*	1					
24	6215-541-045-10	LEVER/CONTROL COMP	*	1					
25	V720-101-900-80	O-RING/1A,P8	*	1					
26	6209-580-002-10	SPRING,RETURN	*	1					
27	6215-549-076-10	ARM/CONTROL	*	1					
28	V301-260-006-00	NUT/M6	*	1					
29	V411-260-006-00	WASHER,PL/M6	*	1					
30	V401-160-006-00	WASHER,SP/M6	*	1					

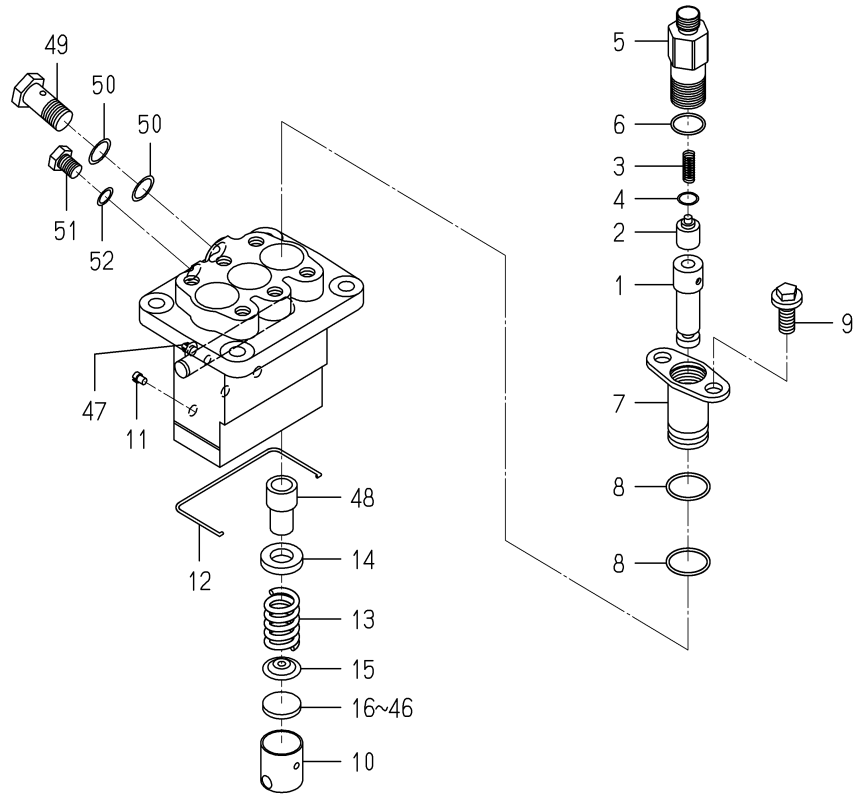
FIG. 27 REPAIR PARTS(OPTION)



6005-999L-0100

KEY	PART CODE	DESCRIPTION	S P C	TYPE OF MODEL		I T C	C O L	G R P	REMARKS
				E3CD	WTB05				
1	6287-810-041-10	REPAIR/ENGINESET	T	1					
2	6212-569-002-00	SEAL,OIL	T	6					
3	6211-141-057-10	GASKET/CYLINDERHEAD	T	1					
4	6211-173-005-00	SEAL/CYL HEAD/UNDER	T	1					
5	6209-572-003-00	GASKET	T	2					
6	6214-115-003-10	GASKET/INLETMANIFOLD	T	1					
7	6214-145-004-20	GASKET/EXH MANIFOLD	T	1					
8	6211-258-001-00	SEAL,BEARING CAP	T	4					
9	6211-258-002-00	SEAL,BEARING CAP/7	T	2					
10	6209-625-003-20	OILSEAL	T	1					
11	6211-292-001-20	GASKET/COVER	T	1					
12	6209-625-002-00	SEAL,OIL	T	1					
13	6209-500-003-00	WASHER/08X14X01	T	2					
14	6211-312-005-10	GASKET/GEARCASE	T	1					
15	6211-312-006-10	GASKET/PLATE	T	1					
16	V723-102-005-00	O-RING/1A,S50	T	1					
17	V720-103-502-20	O-RING/1A,P22A	T	1					
18	6213-614-013-00	GASKET/WATERPUMP	T	1					
19	6213-614-014-00	GASKET/SPACER	T	1					
20	6213-743-002-10	GASKET/HOUSING	T	1					
21	V723-102-005-50	O-RING/1A,S55	T	1					
22	6209-630-002-10	GASKET	T	1					
23	6214-145-009-00	GASKET	T	1					
24	6209-920-003-00	GASKET	T	2					
25	6209-630-004-20	GASKET	T	1					

FIG. 29 COMPONENT PARTS FOR 6215-600-078-10 ON Fig.022



6215-600-078-1H

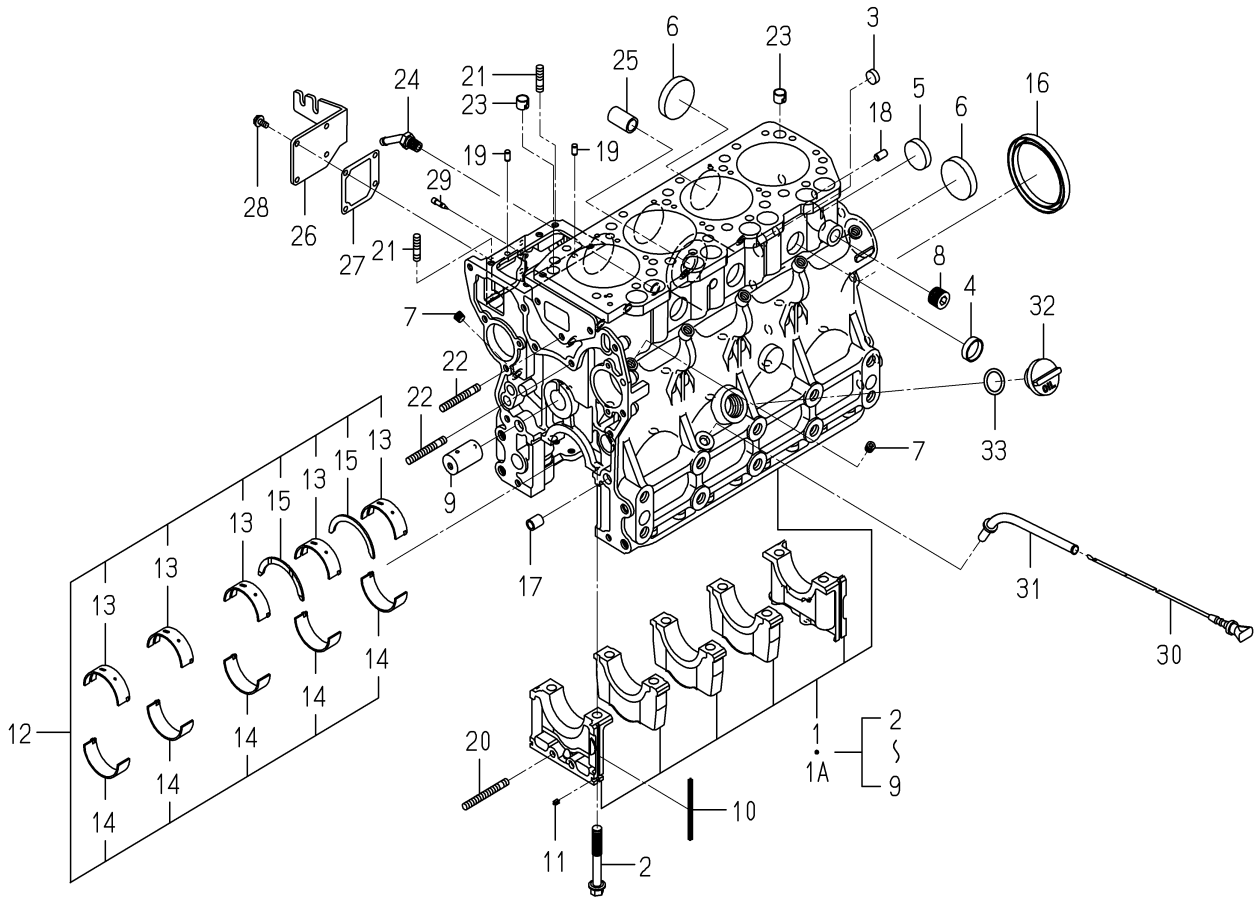
KEY	PART CODE	DESCRIPTION	S P C	TYPE OF MODEL		I T C	C O L	G R P	REMARKS
				E3CD	WTB05				
1	6215-631-008-00	PLUNGER ASSY	*	3					
2	6215-641-002-00	VALVE, DELIVERY	*	3					
3	6215-643-005-00	SPRING/DELIVERY VALVE	*	3					
4	6215-649-008-00	GASKET	*	3					
5	6215-644-009-00	HOLDER/DELIVERY VALVE	*	3					
6	6215-649-014-00	ORING	*	3					
7	6215-635-004-00	SLEEVE FLANGE	*	3					
8	6215-649-013-00	ORING	*	6					
9	6215-649-011-00	BOLT	*	6					
10	6215-622-003-00	TAPPET	*	3					
11	6215-629-017-00	PIN	*	3					
12	6215-629-035-00	SNAPRING	*	1					
13	6215-634-003-00	SPRING/PLUNGER	*	3					
14	6215-639-008-00	SPRINGSEAT	*	3					
15	6215-639-009-00	SPRINGSEAT	*	3					
16	6215-629-060-00	PLATE/T=2.60	*	1					
17	6215-629-061-00	PLATE/T=2.65	*	1					
18	6215-629-062-00	PLATE/T=2.70	*	1					
19	6215-629-063-00	PLATE/T=2.75	*	1					
20	6215-629-064-00	PLATE/T=2.80	*	1					
21	6215-629-065-00	PLATE/T=2.85	*	1					
22	6215-629-066-00	PLATE/T=2.90	*	1					
23	6215-629-067-00	PLATE/T=2.95	*	1					
24	6215-629-036-00	PLATE/T=3.00	*	1					
25	6215-629-037-00	PLATE/T=3.05	*	1					
26	6215-629-038-00	PLATE/T=3.10	*	1					
27	6215-629-039-00	PLATE/T=3.15	*	1					
28	6215-629-040-00	PLATE/T=3.20	*	1					
29	6215-629-041-00	PLATE/T=3.25	*	1					
30	6215-629-042-00	PLATE/T=3.30	*	1					

ENGINE

E4CGWB18...TG5475(EXCEPT CY TYPE)

ENGINE

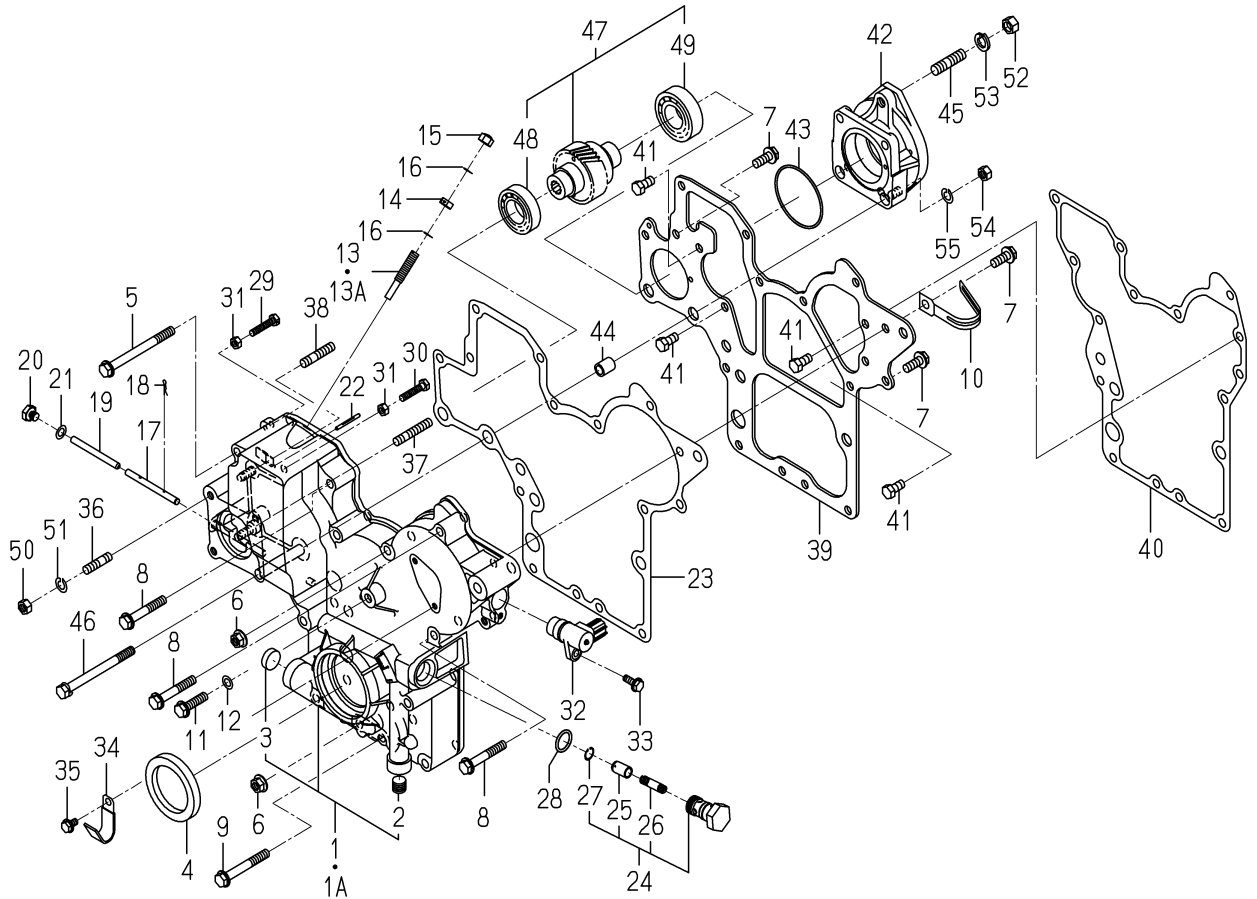
FIG. 6 CYLINDER BLOCK



6008-201E-0100

KEY	PART CODE	DESCRIPTION	S P C	TYPE OF MODEL		I T C	C O L	G R P	REMARKS
				E4CG WB18					
1	6211-210-063-60	CYLINDERBLOCK ASSY	*	1	-18708				
1A	6211-210-063-70	CYLINDERBLOCK ASSY	*	1	18709-	1			
2	6209-000-006-00	BOLT	*	10					
3	6209-610-007-00	CUP/SEALING/16	*	2					
4	6209-610-001-10	CUP/SEALING/28	*	3					
5	6209-610-009-00	CUP/SEALING/36	*	1					
6	6209-610-003-00	CUP/SEALING/50	*	4					
7	6209-605-007-10	PLUG/PT1/8	*	10					
8	6209-605-004-10	PLUG/PT1/2	*	1					
9	6212-531-008-30	PIN/IDLEGEAR	*	1					
10	6211-258-001-00	SEAL, BEARING CAP	*	4					
11	6211-258-002-00	SEAL, BEARING CAP/7	*	2					
12	6211-510-009-00	BEARING/CRANK SET	*	1					
13	6211-511-007-00	BEARING/CRANK/UPPER	*	5					
14	6211-511-008-00	BEARING/CRANK/LOWER	*	5					
15	6211-599-004-00	BEARING/THRUST/CRANK	*	2					
16	6209-625-003-20	OILSEAL	*	1					
17	6209-749-001-20	PIN/TUBE	*	2					
18	6213-129-006-00	PIN/STRAIGHT	*	2					
19	6209-740-005-00	PIN	*	2					
20	V251-340-806-00	STUD/M8X60/7T	*	1					
21	6904-110-822-00	STUD	*	2					
22	6904-110-850-00	STUD	*	2					
23	6294-453-002-00	DOWEL	*	2					
24	6213-721-007-00	PIPE/WATERDRAIN	*	1					
25	6213-319-013-10	CONNECTOR/OILFILTER	*	1					
26	6211-291-015-20	COVER/INJECTIONPUMP	*	1					
27	6211-292-001-20	GASKET/COVER	*	1					
28	V230-360-601-20	FLANGE BOLT/M6X12	*	4					
29	6215-549-013-00	PIN	*	1					

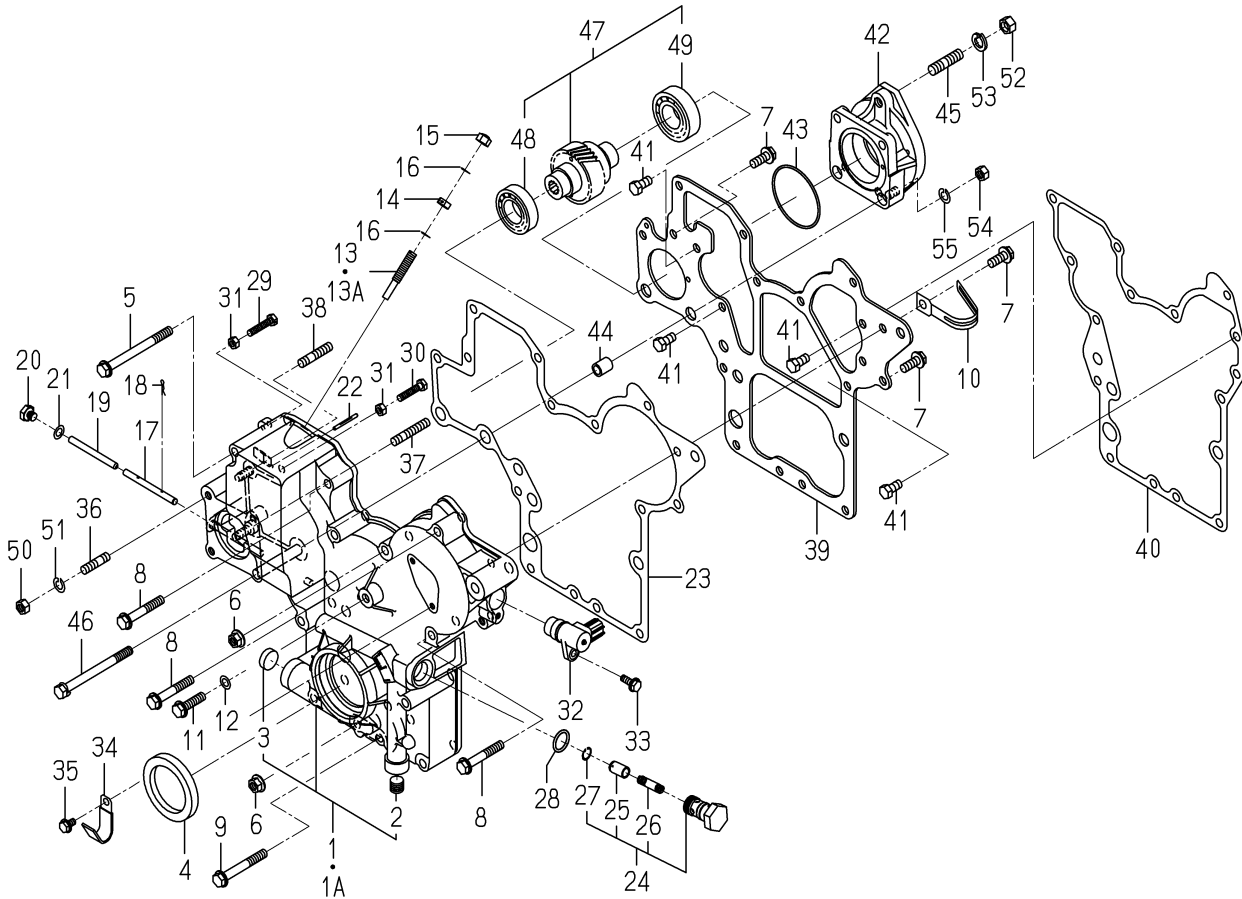
FIG. 10 TIMING GEAR CASE



6008-240H-0100,6008-240H-0200

KEY	PART CODE	DESCRIPTION	S P C	TYPE OF MODEL		I T C	C O L	G R P	REMARKS
				E4CG WB18					
1	6211-310-042-00	GEARCASE ASSY	*	1					
1A	6211-310-042-10	GEARCASE ASSY	*	1		1			
2	6209-605-003-20	PLUG/PT1/4	*	1					
3	6209-610-004-00	CUP/SEALING/20	*	1					
4	6209-625-006-00	OILSEAL	*	1					
5	V231-360-809-00	FLANGEBOLT/M8X90	*	2					
6	3817-401-001-00	NUT/M08	*	2					
7	V231-360-802-00	FLANGEBOLT/M8X20	*	3					
8	V231-360-805-00	FLANGEBOLT/M8X50	*	3					
9	V231-360-806-00	FLANGEBOLT/M8X60	*	5					
10	1650-650-015-00	CLAMP	*	1					
11	V231-360-803-00	FLANGEBOLT/M8X30	*	1					
12	6209-500-003-00	WASHER/08X14X01	*	1					
13	6215-546-003-10	STOPPER/FULLLOAD	*	1					
13A	6215-546-003-30	STOPPER/FULLLOAD	*	1		1			
14	6209-409-001-00	NUT/M8	*	1					
15	V341-120-008-00	NUT,CAP/M8	*	1					
16	6209-920-002-00	PACKING	*	2					
17	6215-542-004-20	PIN/ARM	*	1					
18	P117-303-003-00	PIN/SNAP	*	2					
19	6215-542-005-20	PIN	*	1					
20	6209-600-004-00	PLUG/SCREW	*	1					
21	6209-500-003-00	WASHER/08X14X01	*	1					
22	6209-740-006-00	PIN/GROOVE	*	1					
23	6211-312-012-10	GASKET/GEARCASE	*	1					
24	6213-160-005-00	VALVE/RELIEF ASSY	*	1					
25	6213-161-003-10	PISTON/VALVE/RELIEF	*	1					
26	6213-164-001-00	SPRING/RELIEF VALVE	*	1					
27	V705-140-012-00	RING,SNAP/12 C	*	1					
28	V720-102-401-80	O-RING/1A,P18	*	1					

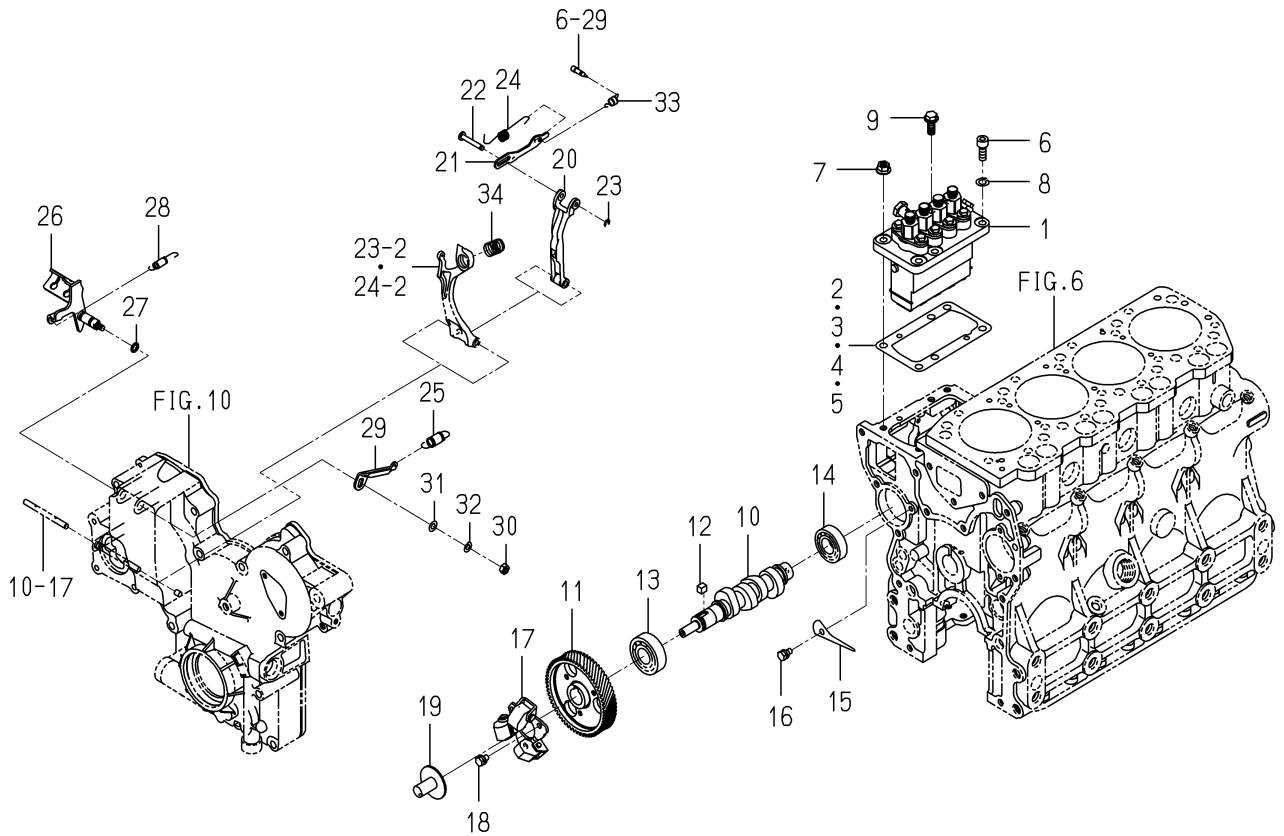
FIG. 10 TIMING GEAR CASE



6008-240H-0100,6008-240H-0200

KEY	PART CODE	DESCRIPTION	S P C	TYPE OF MODEL		I T C	C O L	G R P	REMARKS
				E4CG	WB18				
29	6209-050-001-00	BOLT/M6	*	1					
30	6209-050-002-00	BOLT/M6	*	1					
31	6909-110-406-00	NUT	*	2					
32	1690-654-200-00	SENSOR/REVOLUTION/R	*	1					
33	V230-360-601-60	FLANGE BOLT/M6X16	*	1					
34	3748-172-007-00	CLAMP,7	*	1					
35	V230-360-601-00	FLANGE BOLT/M6X10	*	1					
36	6904-110-822-00	STUD	*	3					
37	V251-340-803-50	STUD/M8X35/7T	*	1					
38	6904-110-830-00	STUD/M8X30	*	1					
39	6211-311-053-00	PLATE/FRONT	*	1					
40	6211-312-013-10	GASKET/PLATE	*	1					
41	6902-050-816-00	BOLT	*	4					
42	6211-319-014-00	SPACER/HYDRAULIC	*	1					
43	V723-102-006-30	O-RING/1A,S63	*	1					
44	6209-749-001-20	PIN/TUBE	*	2					
45	V252-261-002-50	STUD/M10X25	*	2					
46	6209-037-015-00	BOLT(W.S)	*	1					
47	6212-530-016-00	SHAFT/HYDRAULIC ASSY	*	1					
48	6209-800-011-00	BEARING	*	1					
49	6209-800-009-00	BEARING	*	1					
50	6909-110-408-00	NUT/M8	*	2					
51	V401-160-008-00	WASHER,SP/M8	*	2					
52	V304-260-010-00	NUT/M10	*	2					
53	V401-160-010-00	WASHER,SP/M10	*	2					
54	6909-110-408-00	NUT/M8	*	3					
55	V401-160-008-00	WASHER,SP/M8	*	3					

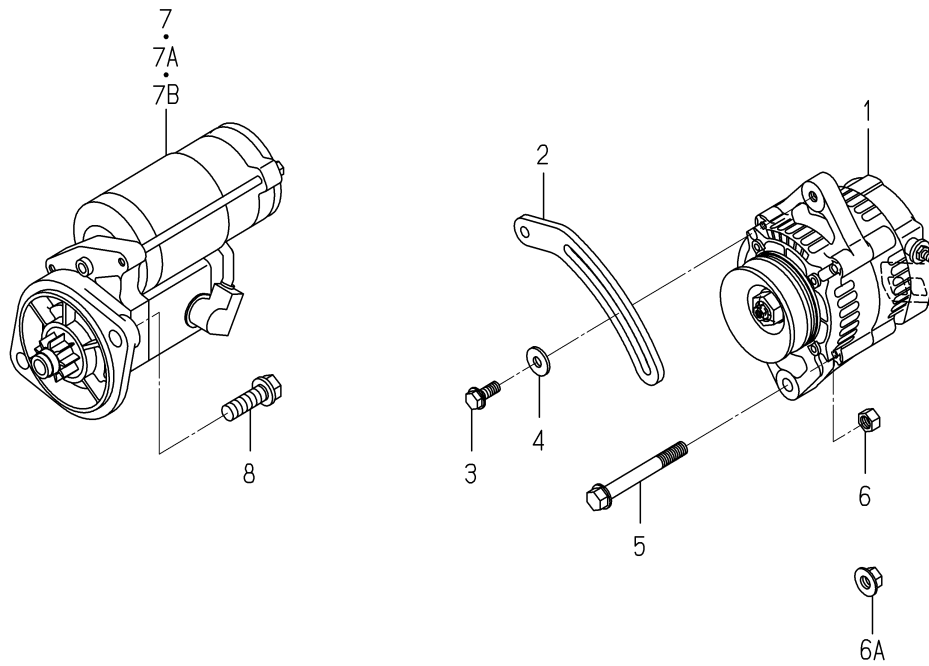
FIG. 21 INJECTION PUMP



6008-510D-0100

KEY	PART CODE	DESCRIPTION	S P C	TYPE OF MODEL		I T C	C O L	G R P	REMARKS
				E4CG WB18					
1	6215-600-119-20	INJECTIONPUMP ASSY	*	1					FIG 029
2	6219-752-023-00	SHIM/INJECTION P/0.3	*	1					
3	6219-752-022-00	SHIM/INJECTION P/0.2	*	1					
4	6219-752-024-00	SHIM/INJECTION P/0.4	*	1					
5	6219-752-025-00	SHIM/INJECTION P/0.5	*	1					
6	V220-540-802-00	SCREW,SOCKET/M8X20	*	1					
7	3817-401-001-00	NUT/M08	*	2					
8	V401-160-008-00	WASHER,SP/M8	*	1					
9	V231-360-802-00	FLANGE BOLT/M8X20	*	3					
10	6215-621-012-30	CAMSHAFT/INJECTION P	*	1					
11	6212-524-012-30	GEAR/INJECTIONPUMP	*	1					
12	6209-730-005-00	KEY/07X05X09	*	1					
13	1600-211-052-00	BEARING/BALL	*	1					
14	3651-832-009-00	R.B.B	*	1					
15	6212-535-009-00	PLATE/THRUST/INJPUMP	*	1					
16	V210-560-601-20	BOLT,S/M6X12/7T	*	1					
17	6215-520-007-10	FLYWEIGHT ASSY	*	1					
18	6209-030-043-00	BOLT/M6X10	*	3					
19	6215-526-004-00	THRUSTPIECE	*	1					
20	6215-541-001-10	ARM/FLOATING COMP	*	1					
21	6215-543-010-00	LINK/CONTROL	*	1					
22	6215-542-006-00	PIN,CONTROL	*	1					
23	V710-140-004-00	RING,SNAP/4 E	*	1					
24	6215-549-031-10	SPRING/SETTING	*	1					
25	6215-531-019-00	SPRING/GOVERNOR	*	1					
26	6215-541-024-50	LEVER/CONTROL COMP	*	1					
27	V720-101-900-80	O-RING/1A,P8	*	1					
28	6209-580-002-10	SPRING,RETURN	*	1					
29	6215-549-007-10	ARM/CONTROL	*	1					
30	V301-260-006-00	NUT/M6	*	1					

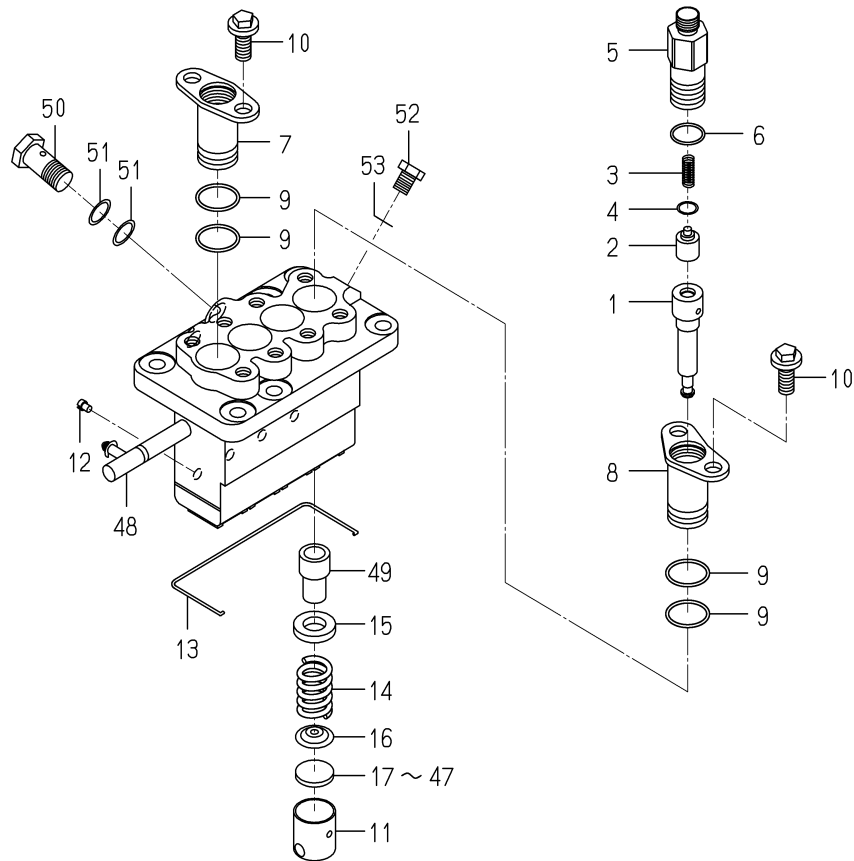
FIG. 25 ELECTRIC (1)



6008-801D-0100,6008-801D-0200

KEY	PART CODE	DESCRIPTION	S P C	TYPE OF MODEL		I T C	C O L	G R P	REMARKS
				E4CG WB18					
1	6281-200-015-00	GENERATOR ASSY	*	1					FIG 031
2	6213-674-024-00	PLATE/ADJUST	*	1					
3	V231-360-802-00	FLANGEBOLT/M8X20	*	1					
4	1373-121-001-00	WASHER/9X22X2	*	1					
5	6209-046-059-00	BOLT/FLANGE	*	1					
6	V334-260-010-00	NUT/M10	*	1					
6A	6209-440-007-00	NUT/FLANGE/M10	*	-21401					
7	6281-100-010-30	STARTER ASSY	*	1					FIG 030
7A	6281-100-010-40	STARTER ASSY	*	-18674			1		FIG 030
7B	6281-100-010-50	STARTER ASSY	*	-19954			1		FIG 030
8	6901-931-240-00	BOLT,SEMS/M12X40/7T	*	1					
				19955-					
				2					

**FIG. 29 COMPONENT PARTS
FOR 6215-600-119-20 ON Fig.021**



6215-600-119-2E

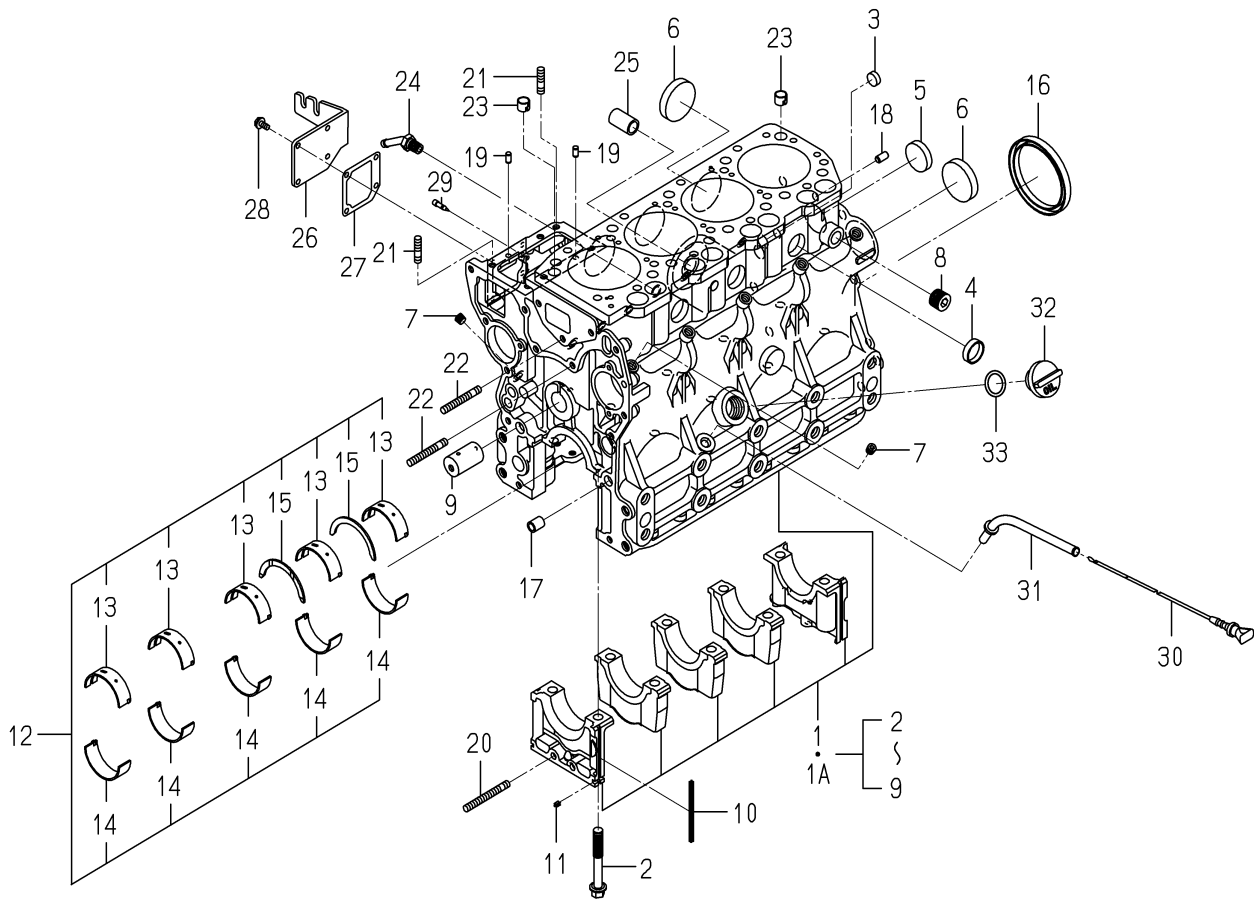
KEY	PART CODE	DESCRIPTION	S P C	TYPE OF MODEL		I T C	C O L	G R P	REMARKS
				E4CG WB18					
1	6215-631-026-00	PLUNGER ASSY	*	4					
2	6215-641-002-00	VALVE,DELIVERY	*	4					
3	6215-643-005-00	SPRING/DELIVERYVALVE	*	4					
4	6215-649-008-00	GASKET	*	4					
5	6215-644-009-00	HOLDER/DELIVERYVALVE	*	4					
6	6215-649-014-00	ORING	*	4					
7	6215-635-004-00	SLEEVEFLANGE	*	3					
8	6215-635-006-00	SLEEVEFLANGE	*	1					
9	6215-649-013-00	ORING	*	8					
10	6215-649-011-00	BOLT	*	8					
11	6215-622-003-00	TAPPET	*	4					
12	6215-629-017-00	PIN	*	4					
13	6215-629-057-00	SNAPRING	*	1					
14	6215-634-003-00	SPRING/PLUNGER	*	4					
15	6215-639-008-00	SPRINGSEAT	*	4					
16	6215-639-009-00	SPRINGSEAT	*	4					
17	6215-629-060-00	PLATE/T=2.60	*	1					
18	6215-629-061-00	PLATE/T=2.65	*	1					
19	6215-629-062-00	PLATE/T=2.70	*	1					
20	6215-629-063-00	PLATE/T=2.75	*	1					
21	6215-629-064-00	PLATE/T=2.80	*	1					
22	6215-629-065-00	PLATE/T=2.85	*	1					
23	6215-629-066-00	PLATE/T=2.90	*	1					
24	6215-629-067-00	PLATE/T=2.95	*	1					
25	6215-629-036-00	PLATE/T=3.00	*	1					
26	6215-629-037-00	PLATE/T=3.05	*	1					
27	6215-629-038-00	PLATE/T=3.10	*	1					
28	6215-629-039-00	PLATE/T=3.15	*	1					
29	6215-629-040-00	PLATE/T=3.20	*	1					
30	6215-629-041-00	PLATE/T=3.25	*	1					

ENGINE

E4CGWB19...TG5475(CY TYPE)

ENGINE

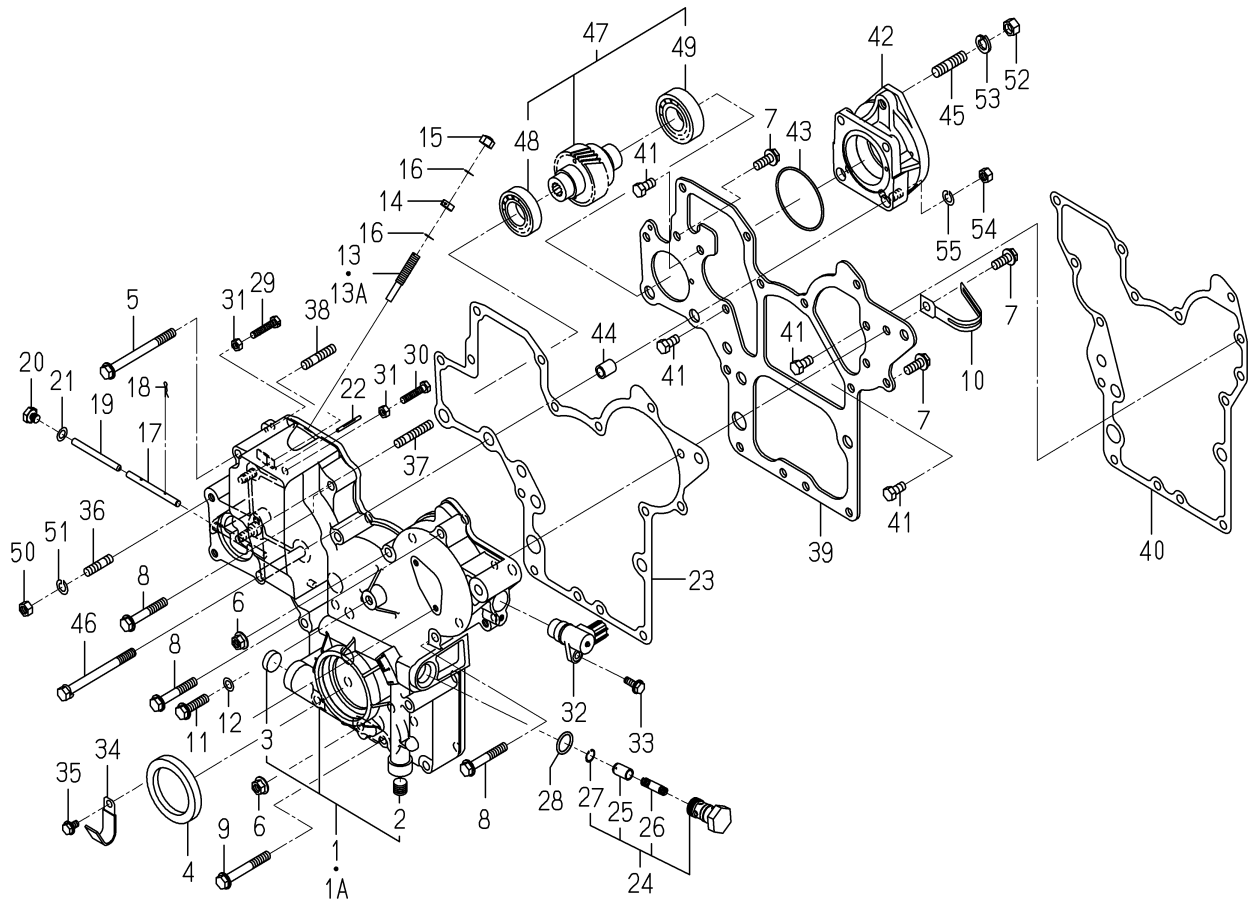
FIG. 6 CYLINDER BLOCK



6008-201E-0100

KEY	PART CODE	DESCRIPTION	S P C	TYPE OF MODEL		I T C	C O L	G R P	REMARKS
				E4CG WB19					
1	6211-210-063-60	CYLINDERBLOCK ASSY	*	1					
1A	6211-210-063-70	CYLINDERBLOCK ASSY	*	1		1			
2	6209-000-006-00	BOLT	*	10					
3	6209-610-007-00	CUP/SEALING/16	*	2					
4	6209-610-001-10	CUP/SEALING/28	*	3					
5	6209-610-009-00	CUP/SEALING/36	*	1					
6	6209-610-003-00	CUP/SEALING/50	*	4					
7	6209-605-007-10	PLUG/PT1/8	*	10					
8	6209-605-004-10	PLUG/PT1/2	*	1					
9	6212-531-008-30	PIN/IDLEGEAR	*	1					
10	6211-258-001-00	SEAL, BEARING CAP	*	4					
11	6211-258-002-00	SEAL, BEARING CAP/7	*	2					
12	6211-510-009-00	BEARING/CRANK SET	*	1					
13	6211-511-007-00	BEARING/CRANK/UPPER	*	5					
14	6211-511-008-00	BEARING/CRANK/LOWER	*	5					
15	6211-599-004-00	BEARING/THRUST/CRANK	*	2					
16	6209-625-003-20	OILSEAL	*	1					
17	6209-749-001-20	PIN/TUBE	*	2					
18	6213-129-006-00	PIN/STRAIGHT	*	2					
19	6209-740-005-00	PIN	*	2					
20	V251-340-806-00	STUD/M8X60/7T	*	1					
21	6904-110-822-00	STUD	*	2					
22	6904-110-850-00	STUD	*	2					
23	6294-453-002-00	DOWEL	*	2					
24	6213-721-007-00	PIPE/WATERDRAIN	*	1					
25	6213-319-013-10	CONNECTOR/OILFILTER	*	1					
26	6211-291-015-20	COVER/INJECTIONPUMP	*	1					
27	6211-292-001-20	GASKET/COVER	*	1					
28	V230-360-601-20	FLANGE BOLT/M6X12	*	4					
29	6215-549-013-00	PIN	*	1					

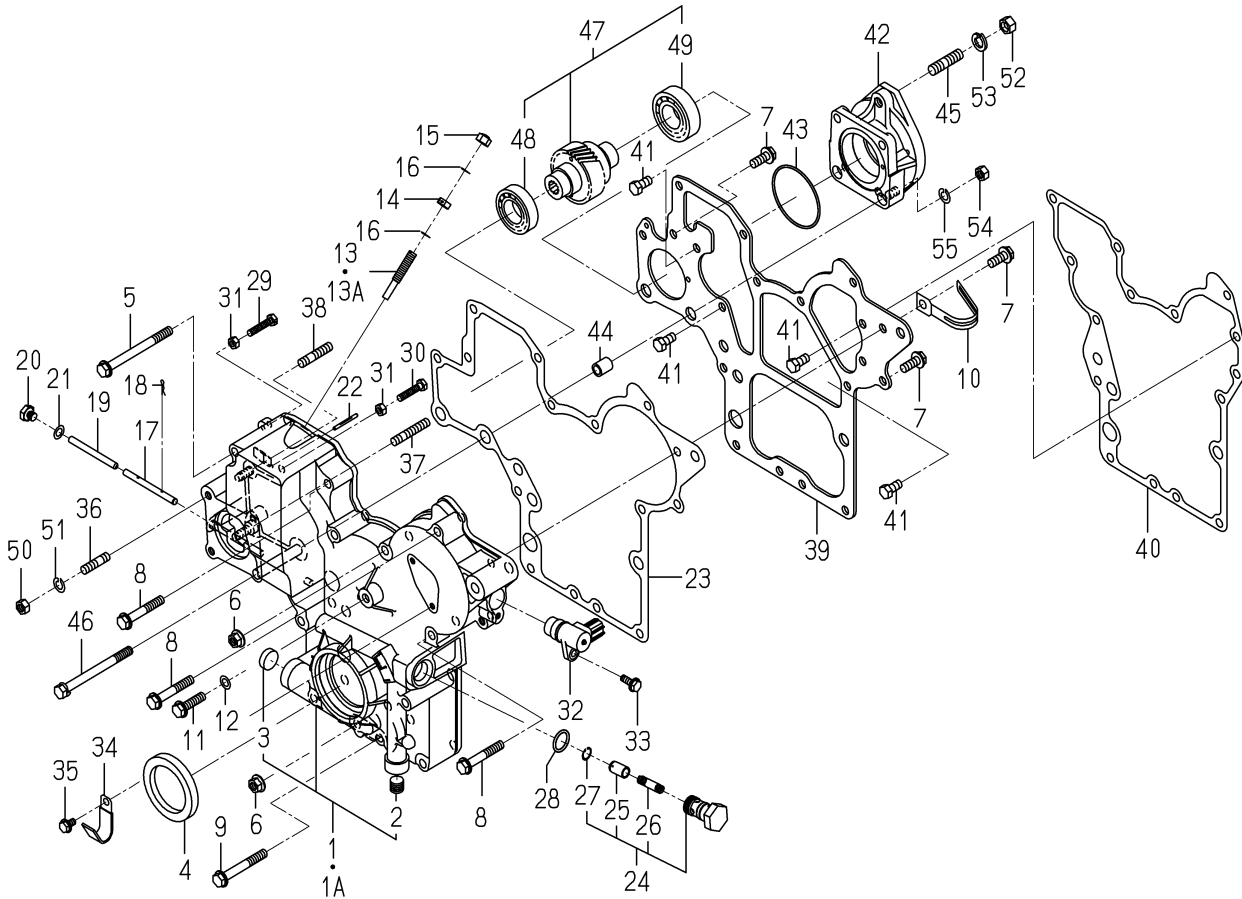
FIG. 10 TIMING GEAR CASE



6008-240H-0100,6008-240H-0200

KEY	PART CODE	DESCRIPTION	S P C	TYPE OF MODEL		I T C	C O L	G R P	REMARKS
				E4CG WB19					
1	6211-310-042-00	GEARCASE ASSY	*	1	-20822				
1A	6211-310-042-10	GEARCASE ASSY	*	1	20823-	1			
2	6209-605-003-20	PLUG/PT1/4	*	1					
3	6209-610-004-00	CUP/SEALING/20	*	1					
4	6209-625-006-00	OILSEAL	*	1					
5	V231-360-809-00	FLANGEBOLT/M8X90	*	2					
6	3817-401-001-00	NUT/M08	*	2					
7	V231-360-802-00	FLANGEBOLT/M8X20	*	3					
8	V231-360-805-00	FLANGEBOLT/M8X50	*	3					
9	V231-360-806-00	FLANGEBOLT/M8X60	*	5					
10	1650-650-015-00	CLAMP	*	1					
11	V231-360-803-00	FLANGEBOLT/M8X30	*	1					
12	6209-500-003-00	WASHER/08X14X01	*	1					
13	6215-546-003-10	STOPPER/FULLLOAD	*	1	-19539				
13A	6215-546-003-30	STOPPER/FULLLOAD	*	1	19540-	1			
14	6209-409-001-00	NUT/M8	*	1					
15	V341-120-008-00	NUT,CAP/M8	*	1					
16	6209-920-002-00	PACKING	*	2					
17	6215-542-004-20	PIN/ARM	*	1					
18	P117-303-003-00	PIN/SNAP	*	2					
19	6215-542-005-20	PIN	*	1					
20	6209-600-004-00	PLUG/SCREW	*	1					
21	6209-500-003-00	WASHER/08X14X01	*	1					
22	6209-740-006-00	PIN/GROOVE	*	1					
23	6211-312-012-10	GASKET/GEARCASE	*	1					
24	6213-160-005-00	VALVE/RELIEF ASSY	*	1					
25	6213-161-003-10	PISTON/VALVE/RELIEF	*	1					
26	6213-164-001-00	SPRING/RELIEF VALVE	*	1					
27	V705-140-012-00	RING,SNAP/12 C	*	1					
28	V720-102-401-80	O-RING/1A,P18	*	1					

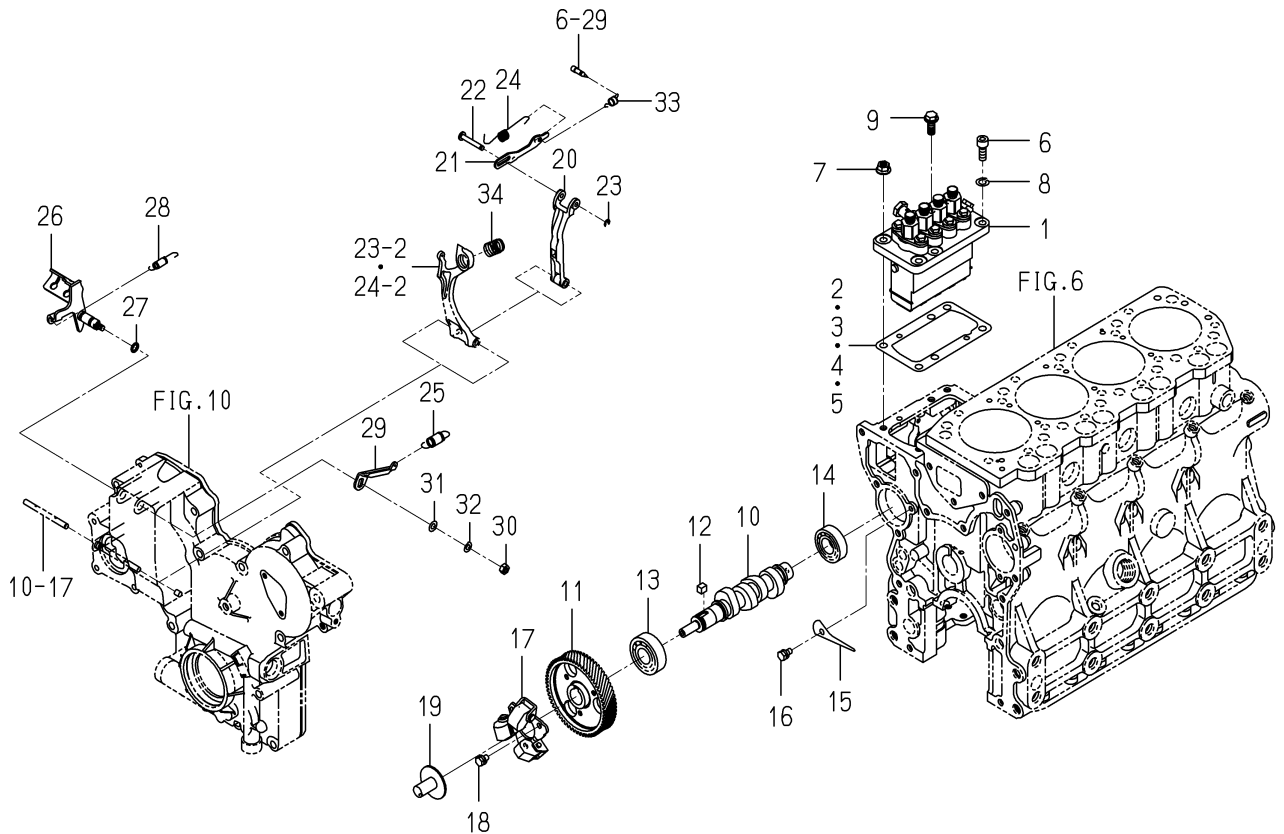
FIG. 10 TIMING GEAR CASE



6008-240H-0100,6008-240H-0200

KEY	PART CODE	DESCRIPTION	S P C	TYPE OF MODEL		I T C	C O L	G R P	REMARKS
				E4CG	WB19				
29	6209-050-001-00	BOLT/M6	*	1					
30	6209-050-002-00	BOLT/M6	*	1					
31	6909-110-406-00	NUT	*	2					
32	1690-654-200-00	SENSOR/REVOLUTION/R	*	1					
33	V230-360-601-60	FLANGEBOLT/M6X16	*	1					
34	3748-172-007-00	CLAMP,7	*	1					
35	V230-360-601-00	FLANGEBOLT/M6X10	*	1					
36	6904-110-822-00	STUD	*	3					
37	V251-340-803-50	STUD/M8X35/7T	*	1					
38	6904-110-830-00	STUD/M8X30	*	1					
39	6211-311-053-00	PLATE/FRONT	*	1					
40	6211-312-013-10	GASKET/PLATE	*	1					
41	6902-050-816-00	BOLT	*	4					
42	6211-319-014-00	SPACER/HYDRAULIC	*	1					
43	V723-102-006-30	O-RING/1A,S63	*	1					
44	6209-749-001-20	PIN/TUBE	*	2					
45	V252-261-002-50	STUD/M10X25	*	2					
46	6209-037-015-00	BOLT(WS)	*	1					
47	6212-530-016-00	SHAFT/HYDRAULIC ASSY	*	1					
48	6209-800-011-00	BEARING	*	1					
49	6209-800-009-00	BEARING	*	1					
50	6909-110-408-00	NUT/M8	*	2					
51	V401-160-008-00	WASHER,SP/M8	*	2					
52	V304-260-010-00	NUT/M10	*	2					
53	V401-160-010-00	WASHER,SP/M10	*	2					
54	6909-110-408-00	NUT/M8	*	3					
55	V401-160-008-00	WASHER,SP/M8	*	3					

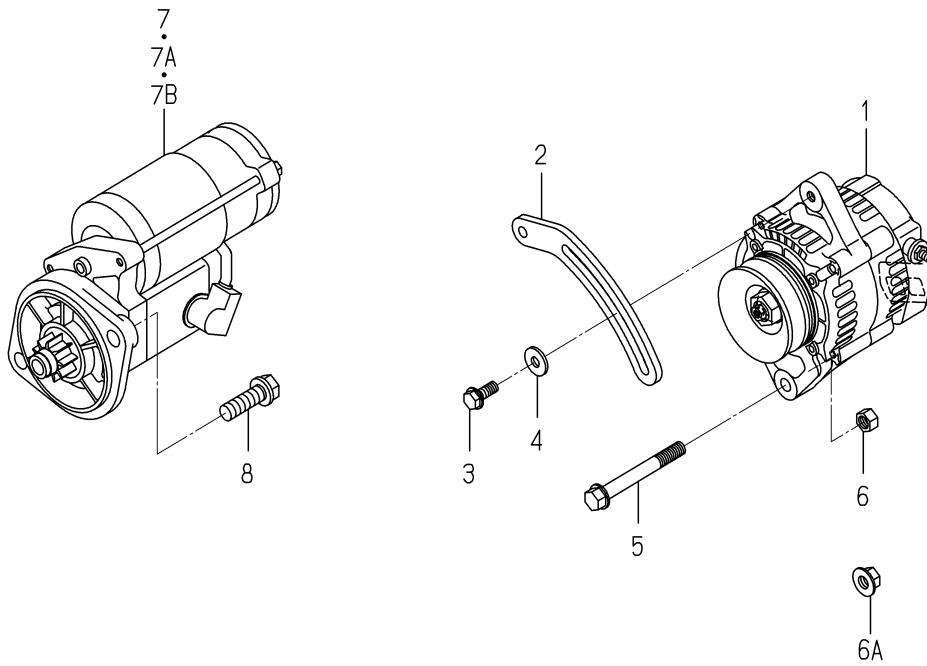
FIG. 21 INJECTION PUMP



6008-510D-0100

KEY	PART CODE	DESCRIPTION	S P C	TYPE OF MODEL		I T C	C O L	G R P	REMARKS
				E4CG WB19					
1	6215-600-119-20	INJECTIONPUMP ASSY	*	1					FIG 029
2	6219-752-023-00	SHIM/INJECTION P/0.3	*	1					
3	6219-752-022-00	SHIM/INJECTION P/0.2	*	1					
4	6219-752-024-00	SHIM/INJECTION P/0.4	*	1					
5	6219-752-025-00	SHIM/INJECTION P/0.5	*	1					
6	V220-540-802-00	SCREW,SOCKET/M8X20	*	1					
7	3817-401-001-00	NUT/M08	*	2					
8	V401-160-008-00	WASHER,SP/M8	*	1					
9	V231-360-802-00	FLANGE BOLT/M8X20	*	3					
10	6215-621-012-30	CAMSHAFT/INJECTION P	*	1					
11	6212-524-012-30	GEAR/INJECTIONPUMP	*	1					
12	6209-730-005-00	KEY/07X05X09	*	1					
13	1600-211-052-00	BEARING/BALL	*	1					
14	3651-832-009-00	R.B.B	*	1					
15	6212-535-009-00	PLATE/THRUST/INJPUMP	*	1					
16	V210-560-601-20	BOLT,S/M6X12/7T	*	1					
17	6215-520-007-10	FLYWEIGHT ASSY	*	1					
18	6209-030-043-00	BOLT/M6X10	*	3					
19	6215-526-004-00	THRUSTPIECE	*	1					
20	6215-541-001-10	ARM/FLOATING COMP	*	1					
21	6215-543-010-00	LINK/CONTROL	*	1					
22	6215-542-006-00	PIN,CONTROL	*	1					
23	V710-140-004-00	RING,SNAP/4 E	*	1					
24	6215-549-031-10	SPRING/SETTING	*	1					
25	6215-531-019-00	SPRING/GOVERNOR	*	1					
26	6215-541-024-50	LEVER/CONTROL COMP	*	1					
27	V720-101-900-80	O-RING/1A,P8	*	1					
28	6209-580-002-10	SPRING,RETURN	*	1					
29	6215-549-007-10	ARM/CONTROL	*	1					
30	V301-260-006-00	NUT/M6	*	1					

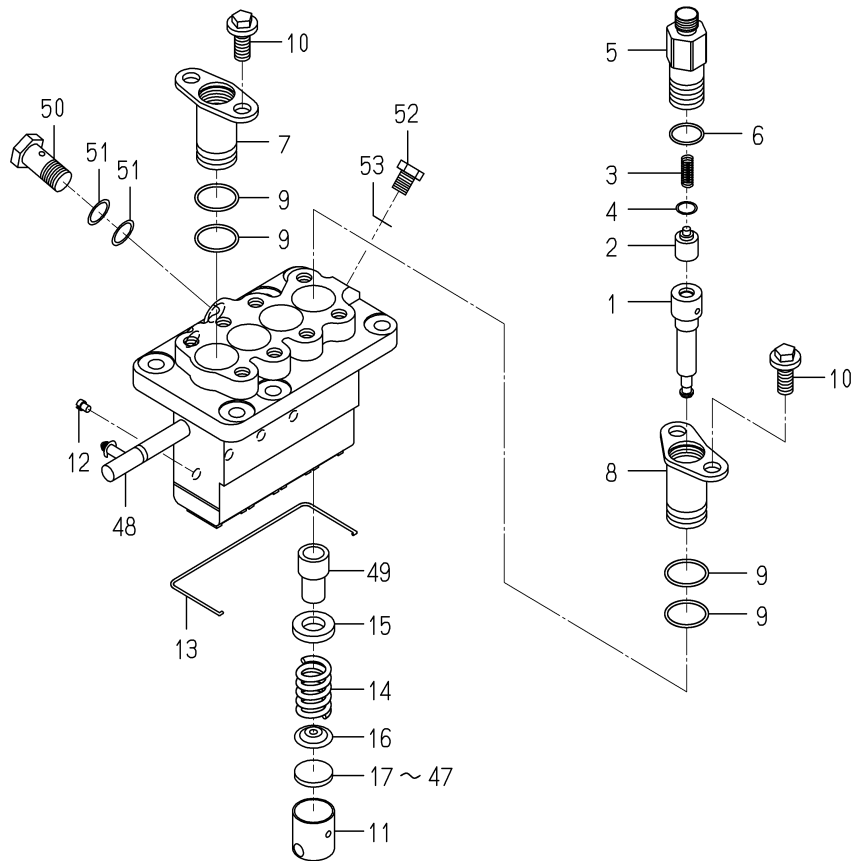
FIG. 25 ELECTRIC (1)



6008-801D-0100,6008-801D-0200

KEY	PART CODE	DESCRIPTION	S P C	TYPE OF MODEL		I T C	C O L	G R P	REMARKS
				E4CG WB19					
1	6281-200-015-00	GENERATOR ASSY	*	1					FIG 031
2	6213-674-024-00	PLATE/ADJUST	*	1					
3	V231-360-802-00	FLANGEBOLT/M8X20	*	1					
4	1373-121-001-00	WASHER/9X22X2	*	1					
5	6209-046-059-00	BOLT/FLANGE	*	1					
6	V334-260-010-00	NUT/M10	*	1					
6A	6209-440-007-00	NUT/FLANGE/M10	*	-21401					
7	6281-100-010-30	STARTER ASSY	*	1					FIG 030
7A	6281-100-010-40	STARTER ASSY	*	-18674				1	FIG 030
7B	6281-100-010-50	STARTER ASSY	*	-19954				1	FIG 030
8	6901-931-240-00	BOLT,SEMS/M12X40/7T	*	1					
				19955-					
				2					

**FIG. 29 COMPONENT PARTS
FOR 6215-600-119-20 ON Fig.021**



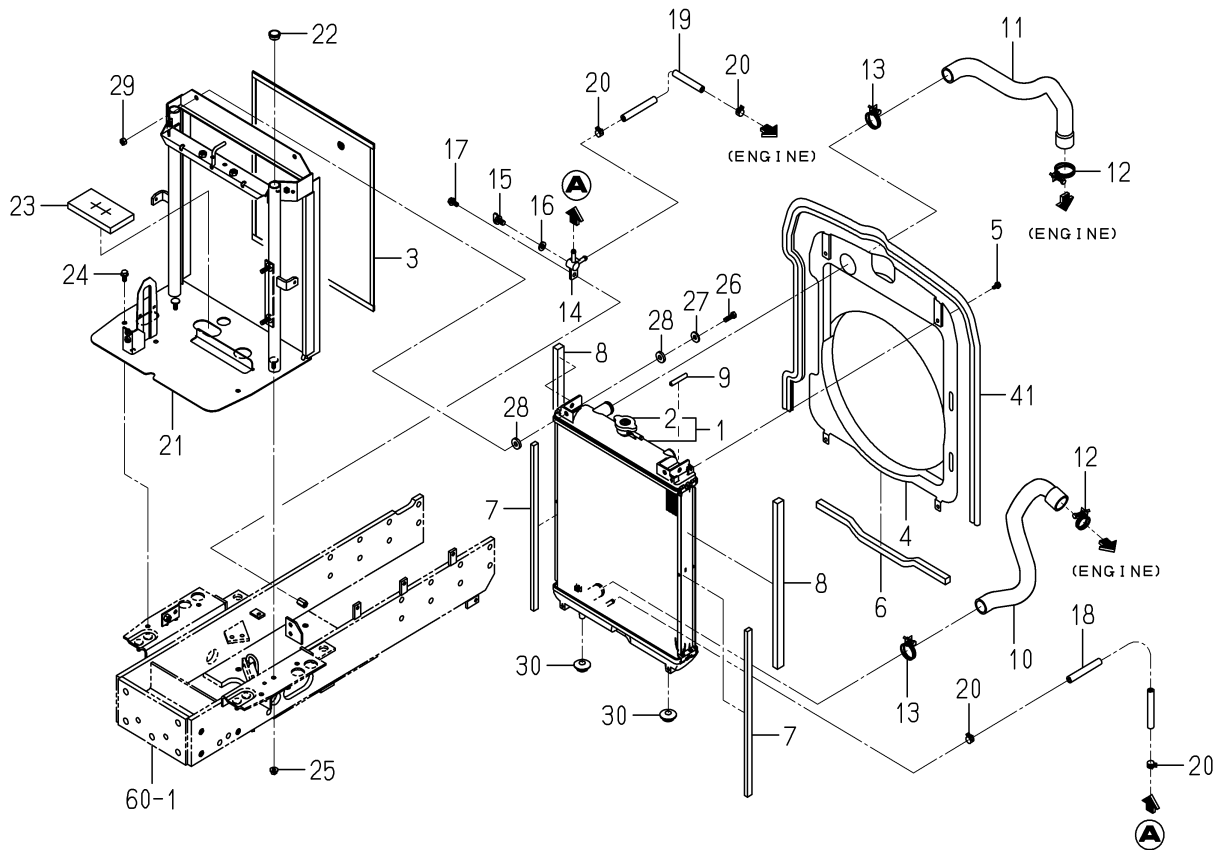
6215-600-119-2E

KEY	PART CODE	DESCRIPTION	S P C	TYPE OF MODEL		I T C	C O L	G R P	REMARKS
				E4CG WB19					
1	6215-631-026-00	PLUNGER ASSY	*	4					
2	6215-641-002-00	VALVE,DELIVERY	*	4					
3	6215-643-005-00	SPRING/DELIVERYVALVE	*	4					
4	6215-649-008-00	GASKET	*	4					
5	6215-644-009-00	HOLDER/DELIVERYVALVE	*	4					
6	6215-649-014-00	ORING	*	4					
7	6215-635-004-00	SLEEVEFLANGE	*	3					
8	6215-635-006-00	SLEEVEFLANGE	*	1					
9	6215-649-013-00	ORING	*	8					
10	6215-649-011-00	BOLT	*	8					
11	6215-622-003-00	TAPPET	*	4					
12	6215-629-017-00	PIN	*	4					
13	6215-629-057-00	SNAPRING	*	1					
14	6215-634-003-00	SPRING/PLUNGER	*	4					
15	6215-639-008-00	SPRINGSEAT	*	4					
16	6215-639-009-00	SPRINGSEAT	*	4					
17	6215-629-060-00	PLATE/T=2.60	*	1					
18	6215-629-061-00	PLATE/T=2.65	*	1					
19	6215-629-062-00	PLATE/T=2.70	*	1					
20	6215-629-063-00	PLATE/T=2.75	*	1					
21	6215-629-064-00	PLATE/T=2.80	*	1					
22	6215-629-065-00	PLATE/T=2.85	*	1					
23	6215-629-066-00	PLATE/T=2.90	*	1					
24	6215-629-067-00	PLATE/T=2.95	*	1					
25	6215-629-036-00	PLATE/T=3.00	*	1					
26	6215-629-037-00	PLATE/T=3.05	*	1					
27	6215-629-038-00	PLATE/T=3.10	*	1					
28	6215-629-039-00	PLATE/T=3.15	*	1					
29	6215-629-040-00	PLATE/T=3.20	*	1					
30	6215-629-041-00	PLATE/T=3.25	*	1					

CHASSIS

CHASSIS

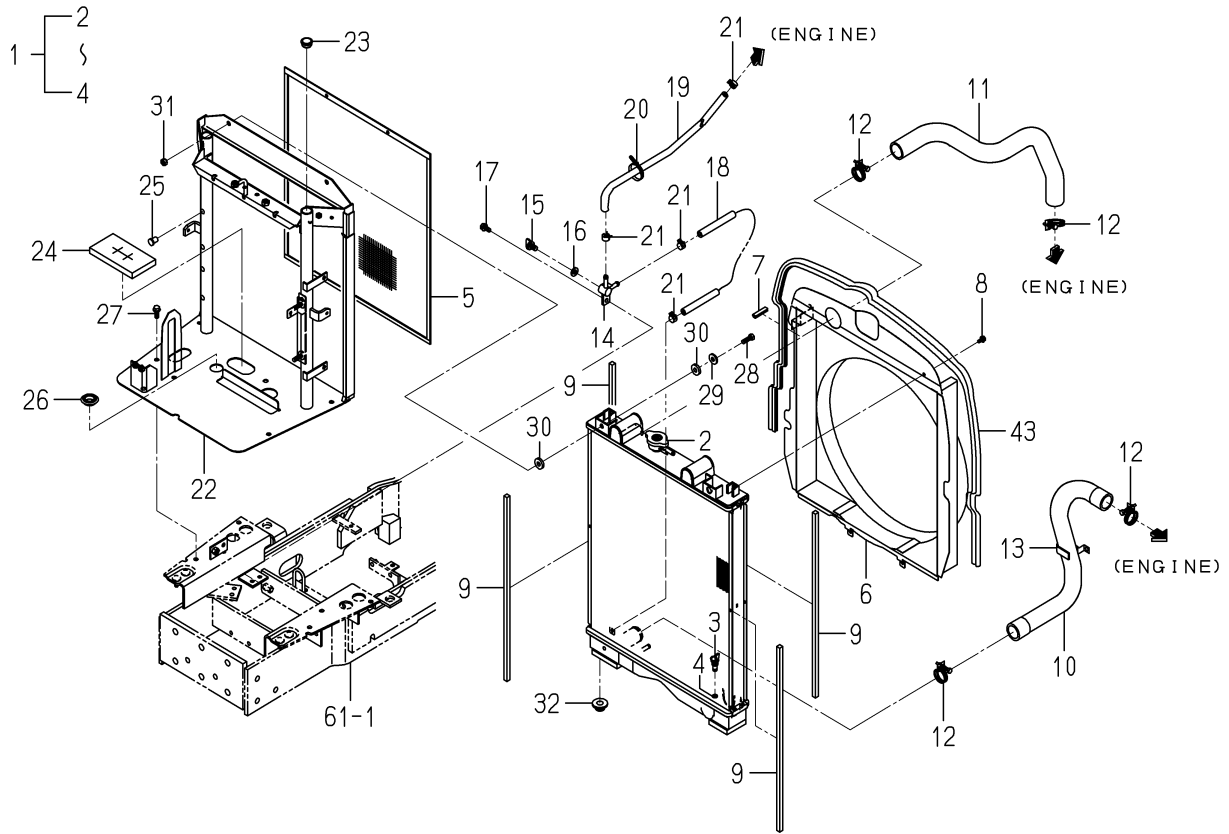
FIG. 1 RADIATOR SYSTEM(TG5395)(1/2)



1747-102C-0100

KEY	PART CODE	DESCRIPTION	S P C	TYPE OF MODEL		I T C	C O L	G R P	REMARKS
				TG5395 FH	TG5475 FH				
1	3872-301-210-00	RADIATOR ASSY	*	1					
2	1650-102-202-10	CAP	*	1					
3	1650-102-004-00	NET	*	1					
4	1729-102-009-10	SHROUD	*	1					
5	1746-804-001-00	FLANGE BOLT	*	4					
6	1650-102-006-10	INSULATOR	*	1					
7	1650-102-007-10	INSULATOR	*	2					
8	1729-102-014-10	INSULATOR	*	2					
9	1564-630-012-00	INSULATOR	*	1					
10	1729-102-015-00	HOSE/RADIATOR/OUTLET	*	1					
11	1729-102-002-00	HOSE/RADIATOR/INLET	*	1					
12	J061-236-044-00	CLAMP/WIRE/36-44	*	2					
13	J061-230-038-00	CLAMP/WIRE/30-38	*	2					
14	1560-104-010-40	CONNECTOR	*	1					
15	1424-101-203-00	PLUG	*	1					
16	1424-101-204-00	PACKING	*	1					
17	1746-804-003-00	FLANGE BOLT	*	1					
18	1593-102-003-20	HOSE/270	*	1					
19	1488-102-001-00	HOSE, DRAIN	*	1					
20	J062-147-159-00	CLIP/HOSE/14.7-15.9	*	4					
21	1747-102-800-10	BRACKET/RADIATOR/H/5	*	1		1			
22	2706-301-021-00	CAP,ROCKER ARM	*	2					
23	1747-102-001-10	INSULATOR/76X139	*	1		1			
24	1746-804-003-00	FLANGE BOLT	*	1					
25	1746-816-001-00	NUT/WASHER	*	2					
26	1746-803-002-00	BOLT	*	2					
27	4101-102-038-00	WASHER/24X9X3.2	*	2					
28	1423-616-004-00	CUSHION/RUBBER/10X25	*	4					
29	1746-817-001-00	U-NUT	*	2					
30	1421-603-004-00	BUSH,LEVER	*	2					

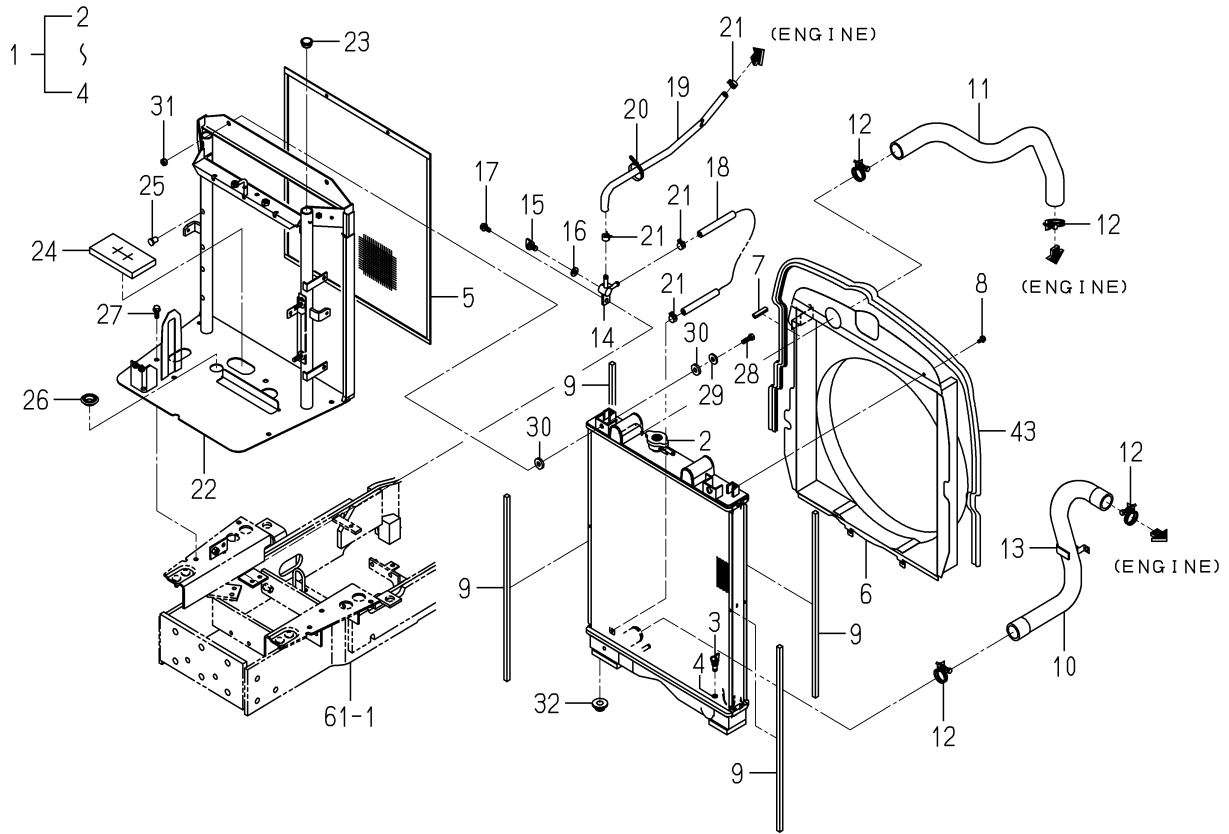
FIG. 2 RADIATOR SYSTEM(TG5475-R TYPE)(1/2)



1748-102F-0100

KEY	PART CODE	DESCRIPTION	S P C	TYPE OF MODEL		I T C	C O L	G R P	REMARKS
				TG5395 FH	TG5475 FH				
1	1734-102-200-00	RADIATOR ASSY	*		1				
2	3817-330-210-00	CAP ASSY	*		1				
3	3817-330-201-00	VALVE/STOP	*		1				
4	V720-101-900-70	O-RING/1A,P7	*		1				
5	1700-102-230-10	NET/12/474X517 COMP	*		1				
6	1734-102-210-20	SHROUD/400 COMP	*		1				
7	3656-212-009-10	PAD/40	*		1				
8	1746-804-001-00	FLANGEBOLT	*		4				
9	1734-102-011-10	INSULATOR	*		4				
10	1734-102-001-00	HOSE/RADIATOR/OUTLET	*		1				
11	1734-102-002-00	HOSE/RADIATOR/INLET	*		1				
12	J061-236-044-00	CLAMP/WIRE/36-44	*		4				
13	1617-102-007-00	CLAMP	*		1				
14	1560-104-010-40	CONNECTOR	*		1				
15	1424-101-203-00	PLUG	*		1				
16	1424-101-204-00	PACKING	*		1				
17	1746-804-003-00	FLANGEBOLT	*		1				
18	1698-102-003-00	HOSE/230	*		1				
19	1656-102-007-00	HOSE/750	*		1				
20	1376-402-003-00	BAND,WIRE/140	*		1				
21	J062-147-159-00	CLIP/HOSE/14.7-15.9	*		4				
22	1748-102-800-00	BRACKET/RADIATOR/H/5	*		1				
23	2706-301-021-00	CAP,ROCKER ARM	*		2				
24	1747-102-001-10	INSULATOR/76X139	*		1	1			
25	1729-102-051-00	NUT/POP/M08	*		4				
26	1560-630-029-00	CAP/30	*		1				
27	1746-804-004-00	FLANGEBOLT	*		3				
28	1746-803-002-00	BOLT	*		2				
29	4101-102-038-00	WASHER/24X9X3.2	*		2				
30	1423-616-004-00	CUSHION/RUBBER/10X25	*		4				

FIG. 3 RADIATOR SYSTEM(TG5475-CY TYPE)(1/2)

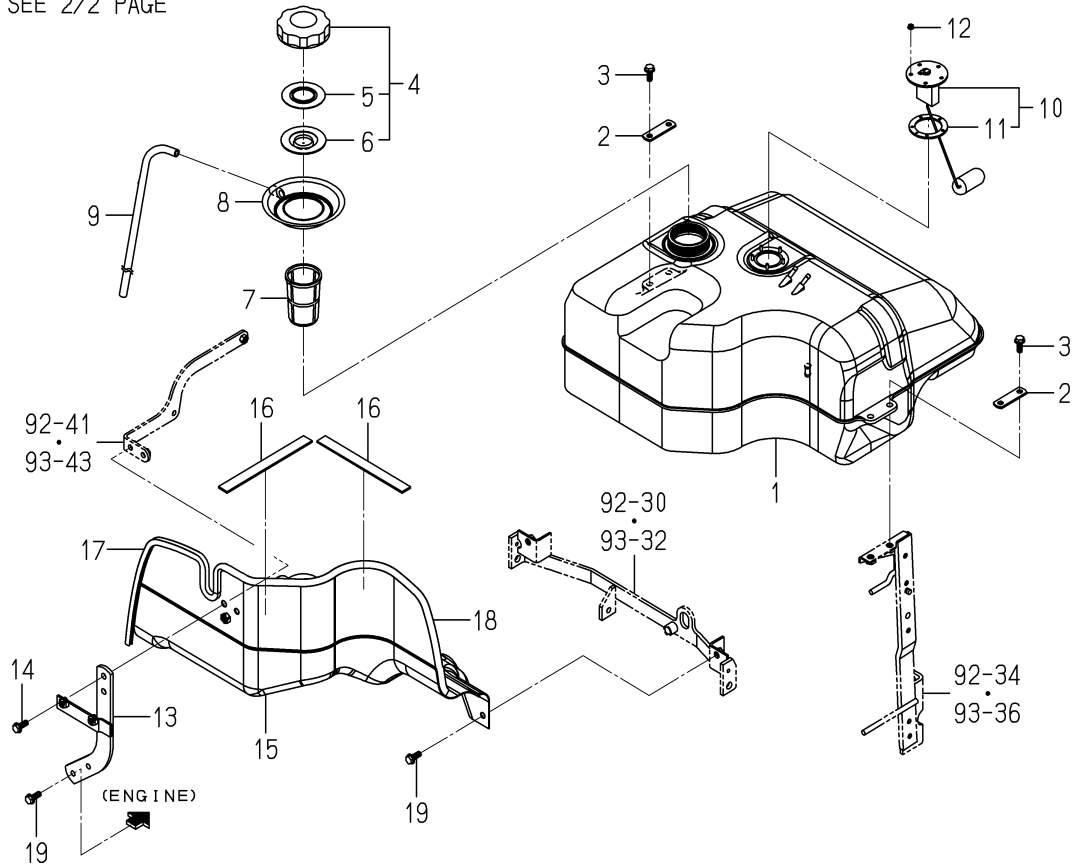


1748-102G-0100

KEY	PART CODE	DESCRIPTION	S P C	TYPE OF MODEL		I T C	C O L	G R P	REMARKS
				TG5395 FH	TG5475 FH				
1	1734-102-200-00	RADIATOR ASSY	*		1				
2	3817-330-210-00	CAP ASSY	*		1				
3	3817-330-201-00	VALVE/STOP	*		1				
4	V720-101-900-70	O-RING/1A,P7	*		1				
5	1700-102-230-10	NET/12/474X517 COMP	*		1				
6	1734-102-210-20	SHROUD/400 COMP	*		1				
7	3656-212-009-10	PAD/40	*		1				
8	1746-804-001-00	FLANGEBOLT	*		4				
9	1734-102-011-10	INSULATOR	*		4				
10	1734-102-001-00	HOSE/RADIATOR/OUTLET	*		1				
11	1734-102-002-00	HOSE/RADIATOR/INLET	*		1				
12	J061-236-044-00	CLAMP/WIRE/36-44	*		4				
13	1617-102-007-00	CLAMP	*		1				
14	1560-104-010-40	CONNECTOR	*		1				
15	1424-101-203-00	PLUG	*		1				
16	1424-101-204-00	PACKING	*		1				
17	1746-804-003-00	FLANGEBOLT	*		1				
18	1698-102-003-00	HOSE/230	*		1				
19	1656-102-007-00	HOSE/750	*		1				
20	1376-402-003-00	BAND,WIRE/140	*		1				
21	J062-147-159-00	CLIP/HOSE/14.7-15.9	*		4				
22	1748-102-800-00	BRACKET/RADIATOR/H/5	*		1				
23	2706-301-021-00	CAP,ROCKER ARM	*		2				
24	1747-102-001-10	INSULATOR/76X139	*		1	1			
25	1729-102-051-00	NUT/POP/M08	*		4				
26	1560-630-029-00	CAP/30	*		1				
27	1746-804-004-00	FLANGEBOLT	*		3				
28	1746-803-002-00	BOLT	*		2				
29	4101-102-038-00	WASHER/24X9X3.2	*		2				
30	1423-616-004-00	CUSHION/RUBBER/10X25	*		4				

FIG. 8 TANK SYSTEM(TG5395)(1/2)

20~30-PLEASE SEE 2/2 PAGE

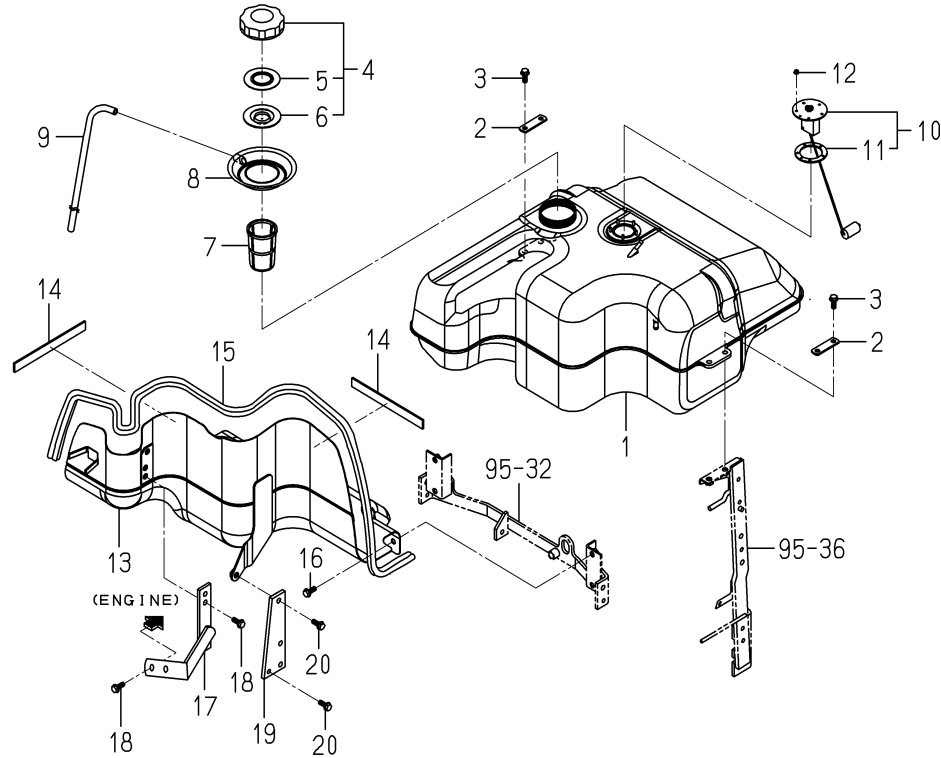


1743-111A-0100

KEY	PART CODE	DESCRIPTION	S P C	TYPE OF MODEL		I T C	C O L	G R P	REMARKS
				TG5395 FH	TG5475 FH				
1	1742-111-001-00	TANK/FUEL	*	1					
2	1729-111-007-00	PLATE/IR/19X65	*	2					
3	V231-360-802-00	FLANGE BOLT/M8X20	*	4					
4	1729-111-280-20	CAP/TANK/NONLEA ASSY	*	1					
5	1729-111-283-00	PLATE	*	1					
6	1729-111-284-00	PACKING	*	1					
7	1729-111-006-10	FILTER/FUEL	*	1					
8	1729-111-005-00	CUP/FUEL	*	1					
9	P103-112-003-20	HOSE/700	*	1					
10	1729-111-270-00	GAUGE/FUEL ASSY	*	1					
11	1416-621-037-00	PACKING/RUBBER	*	1					
12	V360-260-004-00	NUT/WASHER/M4	*	5					
13	1743-111-200-00	BRACKET/TANK COMP	*	1					
14	V231-361-002-00	FLANGE BOLT/M10X20	*	2					
15	1742-111-210-30	COVER/TANK COMP	*	1					
16	1432-616-004-00	PLATE,RUBBER	*	2					
17	1614-102-006-00	INSULATOR	*	1					
18	3814-212-003-10	PAD/720	*	1					
19	V231-360-802-00	FLANGE BOLT/M8X20	*	3					
20	1614-105-200-00	FILTER ASSY	*	1					
21	1444-102-202-00	LEVER	*	1					
22	1415-102-007-00	SPRING,VALVE	*	1					
23	V720-102-401-00	O-RING/1A,P10A	*	1					
24	1415-102-008-00	VIS	*	1					
25	1415-102-009-00	CUP	*	1					
26	1444-102-204-00	NUT,RING	*	1					
27	V720-103-504-40	O-RING/1A,P44	*	1					
28	1672-105-211-00	ELEMENT	*	1					
29	V201-260-806-50	BOLT/M8X65	*	1					
30	V401-160-008-00	WASHER,SP/M8	*	1					

FIG. 9 TANK(FUEL)SYSTEM(TG5475-R TYPE)(1/2)

21~30-PLEASE SEE 2/2 PAGE

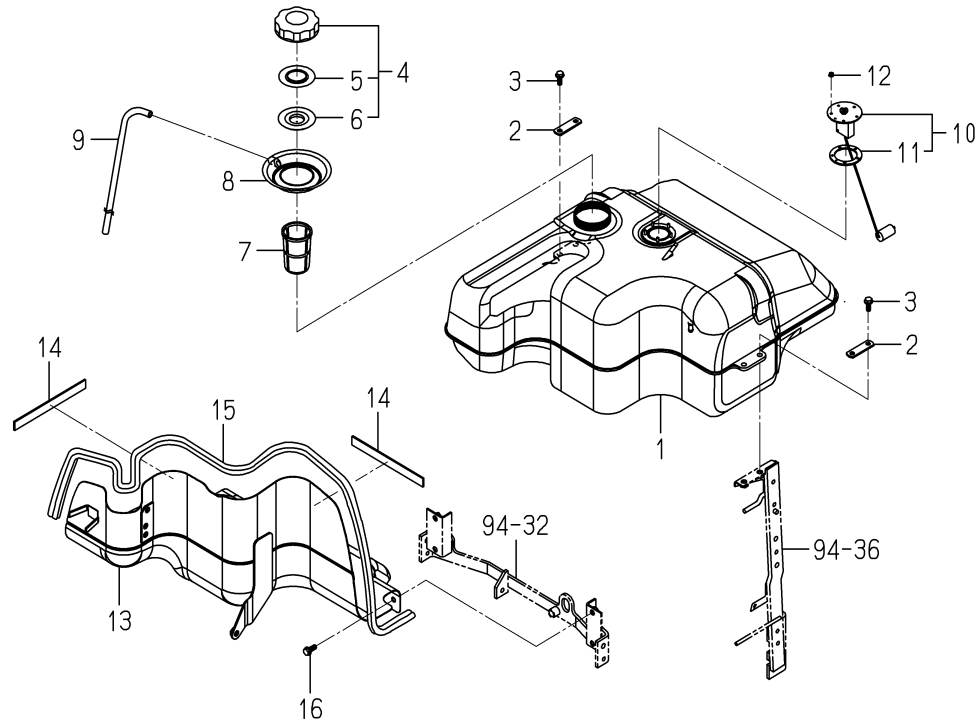


1744-111A-0100

KEY	PART CODE	DESCRIPTION	S P C	TYPE OF MODEL		I T C	C O L	G R P	REMARKS
				TG5395 FH	TG5475 FH				
1	1734-111-001-00	TANK/FUEL	*		1				
2	1729-111-007-00	PLATE/IR/19X65	*		2				
3	V231-360-802-00	FLANGE BOLT/M8X20	*		4				
4	1729-111-280-20	CAP/TANK/NONLEA ASSY	*		1				
5	1729-111-283-00	PLATE	*		1				
6	1729-111-284-00	PACKING	*		1				
7	1729-111-006-10	FILTER/FUEL	*		1				
8	1729-111-005-00	CUP/FUEL	*		1				
9	P103-112-003-20	HOSE/700	*		1				
10	1734-111-270-00	GAUGE/FUEL ASSY	*		1				
11	1416-621-037-00	PACKING/RUBBER	*		1				
12	V360-260-004-00	NUT/WASHER/M4	*		5				
13	1734-111-210-30	COVER/TANK COMP	*		1				
14	1432-616-004-00	PLATE,RUBBER	*		2				
15	1729-111-008-00	TRIM/1600	*		1				
16	V231-360-802-00	FLANGE BOLT/M8X20	*		2				
17	1729-111-290-10	STAY/TANK COMP	*		1				
18	V231-360-802-00	FLANGE BOLT/M8X20	*		4				
19	1734-111-003-10	PLATE/I/59X178	*		1				
20	V231-360-802-00	FLANGE BOLT/M8X20	*		2				
21	1650-111-220-10	FILTER/FUEL ASSY	*		1				
22	1560-102-202-50	LEVER	*		1				
23	1560-102-203-50	SEAL	*		1				
24	1560-102-204-40	SCREW	*		1				
25	V720-102-402-10	O-RING/1A,P21	*		1				
26	1560-102-205-40	CUP	*		1				
27	1426-160-207-00	NUT,RING	*		1				
28	V721-103-106-50	O-RING/1A,G65	*		1				
29	1513-102-329-00	ELEMENT	*		1				
30	1426-160-209-00	SPRING	*		1				

FIG. 10 TANK(FUEL)SYSTEM(TG5475-CY TYPE)(1/2)

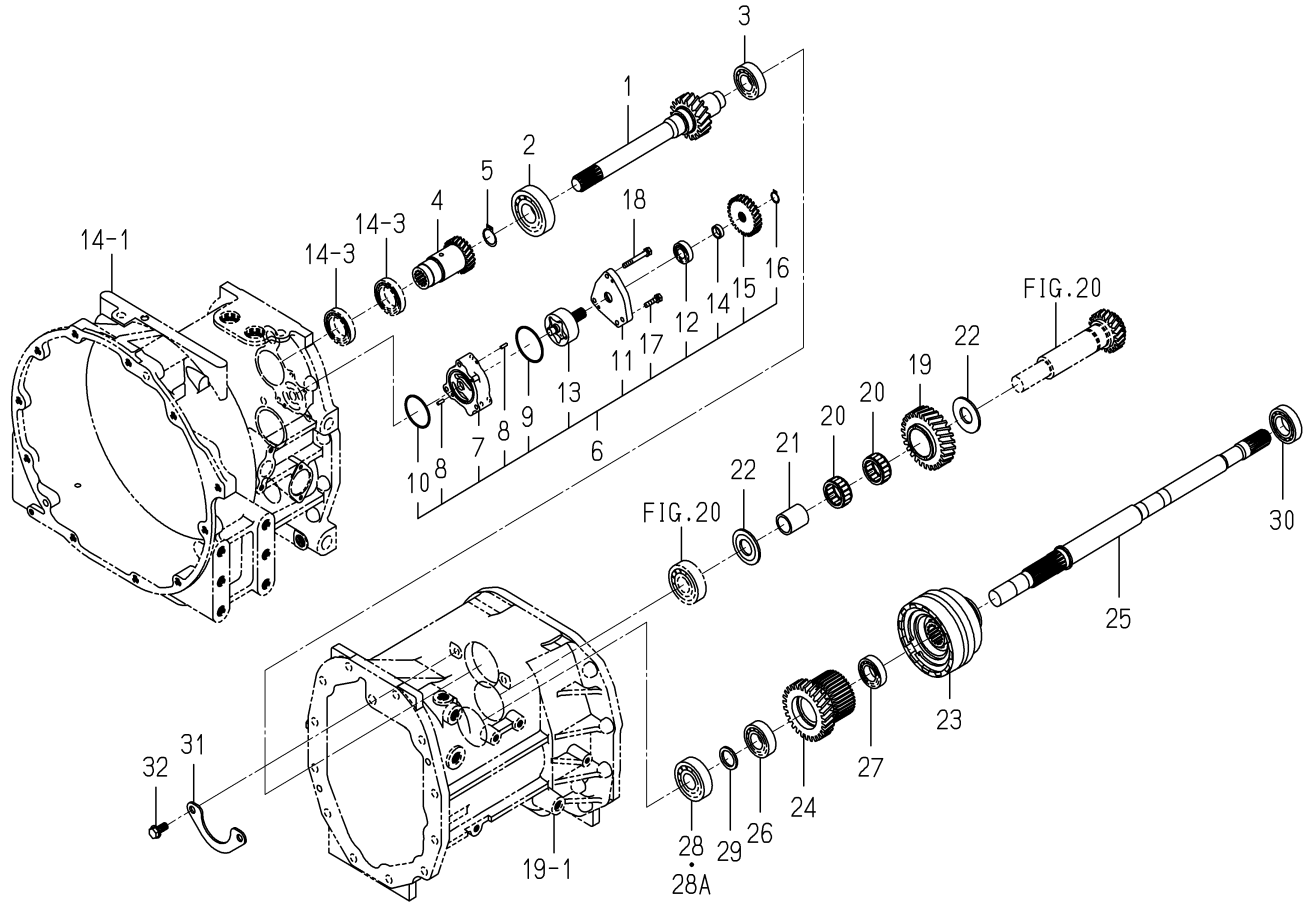
17~30-PLEASE SEE 2/2 PAGE



1744-111C-0100

KEY	PART CODE	DESCRIPTION	S P C	TYPE OF MODEL		I T C	C O L	G R P	REMARKS
				TG5395 FH	TG5475 FH				
1	1734-111-001-00	TANK/FUEL	*		1				
2	1729-111-007-00	PLATE/IR/19X65	*		2				
3	V231-360-802-00	FLANGE BOLT/M8X20	*		4				
4	1729-111-280-20	CAP/TANK/NONLEA ASSY	*		1				
5	1729-111-283-00	PLATE	*		1				
6	1729-111-284-00	PACKING	*		1				
7	1729-111-006-10	FILTER/FUEL	*		1				
8	1729-111-005-00	CUP/FUEL	*		1				
9	P103-112-003-20	HOSE/700	*		1				
10	1734-111-270-00	GAUGE/FUEL ASSY	*		1				
11	1416-621-037-00	PACKING/RUBBER	*		1				
12	V360-260-004-00	NUT/WASHER/M4	*		5				
13	1734-111-210-30	COVER/TANK COMP	*		1				
14	1432-616-004-00	PLATE,RUBBER	*		2				
15	1729-111-008-00	TRIM/1600	*		1				
16	V231-360-802-00	FLANGE BOLT/M8X20	*		3				
17	1650-111-220-10	FILTER/FUEL ASSY	*		1				
18	1560-102-202-50	LEVER	*		1				
19	1560-102-203-50	SEAL	*		1				
20	1560-102-204-40	SCREW	*		1				
21	V720-102-402-10	O-RING/1A,P21	*		1				
22	1560-102-205-40	CUP	*		1				
23	1426-160-207-00	NUT,RING	*		1				
24	V721-103-106-50	O-RING/1A,G65	*		1				
25	1513-102-329-00	ELEMENT	*		1				
26	1426-160-209-00	SPRING	*		1				
27	V720-102-401-60	O-RING/1A,P16	*		1				
28	1513-102-332-00	PLATE/CAUTION	*		1				
29	V201-260-808-00	BOLT/M8X80	*		1				
30	V401-160-008-00	WASHER,SP/M8	*		1				

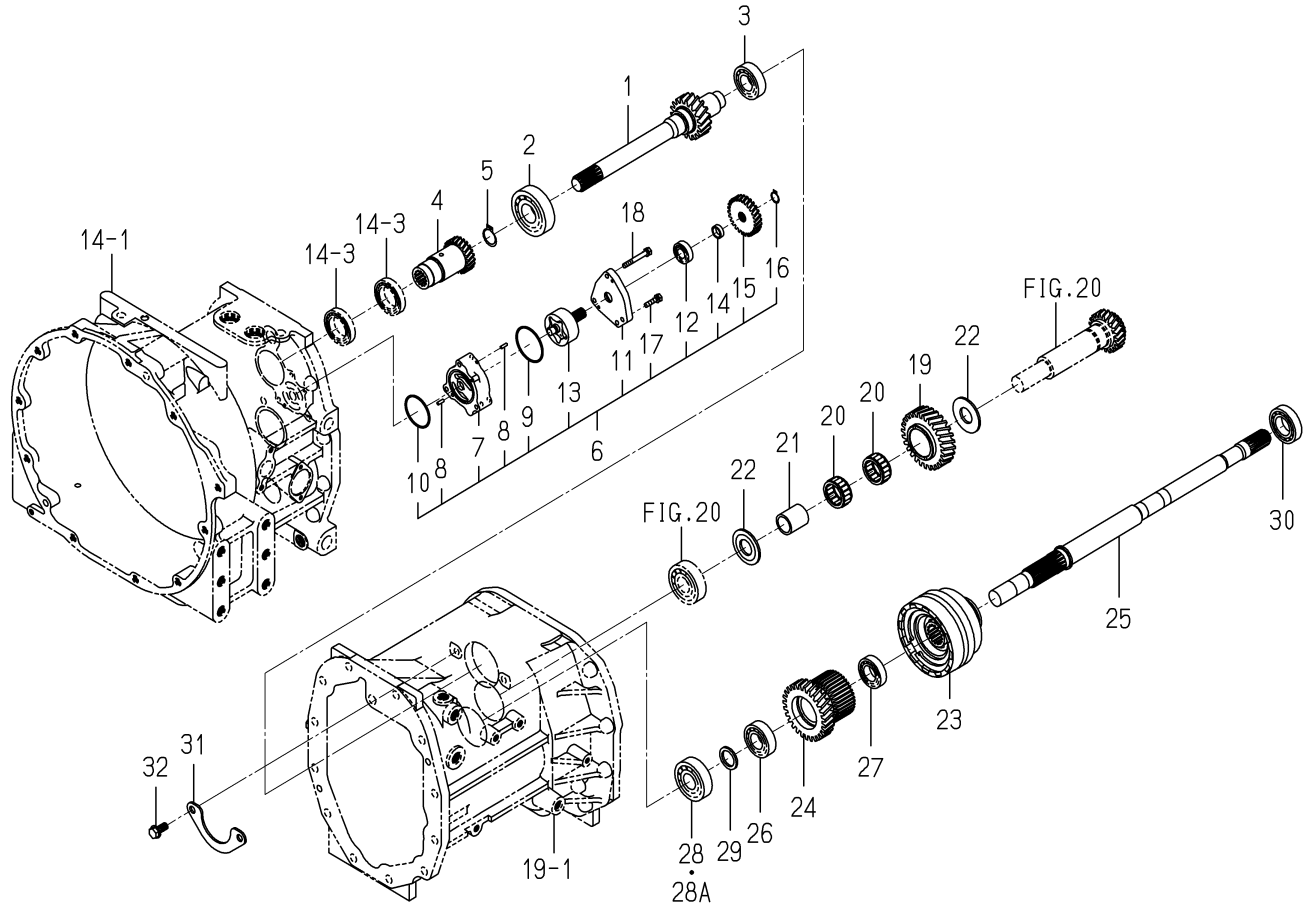
FIG. 17 GEAR(PTO)SYSTEM(TG5395)



1747-209-0100

KEY	PART CODE	DESCRIPTION	S P C	TYPE OF MODEL		I T C	C O L	G R P	REMARKS
				TG5395 FH	TG5475 FH				
1	1747-209-051-00	GEAR/HELICAL/18	*	1					
2	V600-110-630-60	BEARING,RB/6306	*	1					
3	V600-110-620-50	BEARING,RB/6205	*	1					
4	1747-209-052-00	GEAR/HELICAL/24	*	1					
5	V704-140-025-00	RING,SNAP/25 C	*	1					
6	1747-209-510-10	PUMP/GEAR SET	*	1		1			
7	1747-209-054-10	CASE/PUMP	*	1		3			
8	6213-129-003-00	PIN/STRAIGHT	*	4					
9	V723-102-005-30	O-RING/1A,S53	*	1					
10	V723-102-004-80	O-RING/1A,S48	*	1					
11	1747-209-056-10	COVER	*	1		3			
12	V600-110-600-20	BEARING,RB/6002	*	1					
13	1747-209-500-00	SHAFT ASSY	*	1					
14	1747-209-057-00	COLLAR/15X19X06	*	1					
15	1747-209-053-00	GEAR/HELICAL/27	*	1					
16	V704-140-015-00	RING,SNAP/15 C	*	1					
17	V210-560-602-00	BOLT,S/M6X20/7T	*	1					
18	V210-560-605-00	BOLT,S/M6X50/7T	*	3					
19	1743-209-052-00	GEAR/HELICAL/27	*	1					
20	1743-209-053-00	BEARING/NEEDLE	*	2					
21	1743-209-054-00	BUSH/25X32X36	*	1					
22	1743-209-055-00	WASHER/25X55X04	*	2					
23	1742-209-210-00	CLUTCH/PTO ASSY	*	1					FIG 204
24	1742-209-003-00	GEAR/HELICAL/27	*	1					
25	1743-209-056-00	SHAFT/DRIVE/PTO	*	1					
26	V600-110-620-50	BEARING,RB/6205	*	1					
27	1729-202-002-00	BEARING/BALL	*	1					
28	1729-214-049-00	BEARING/BALL	*	1					
28A	V600-110-630-50	BEARING,RB/6305	*	1					
29	1593-307-052-10	COLLAR/26X35X03	*	1					

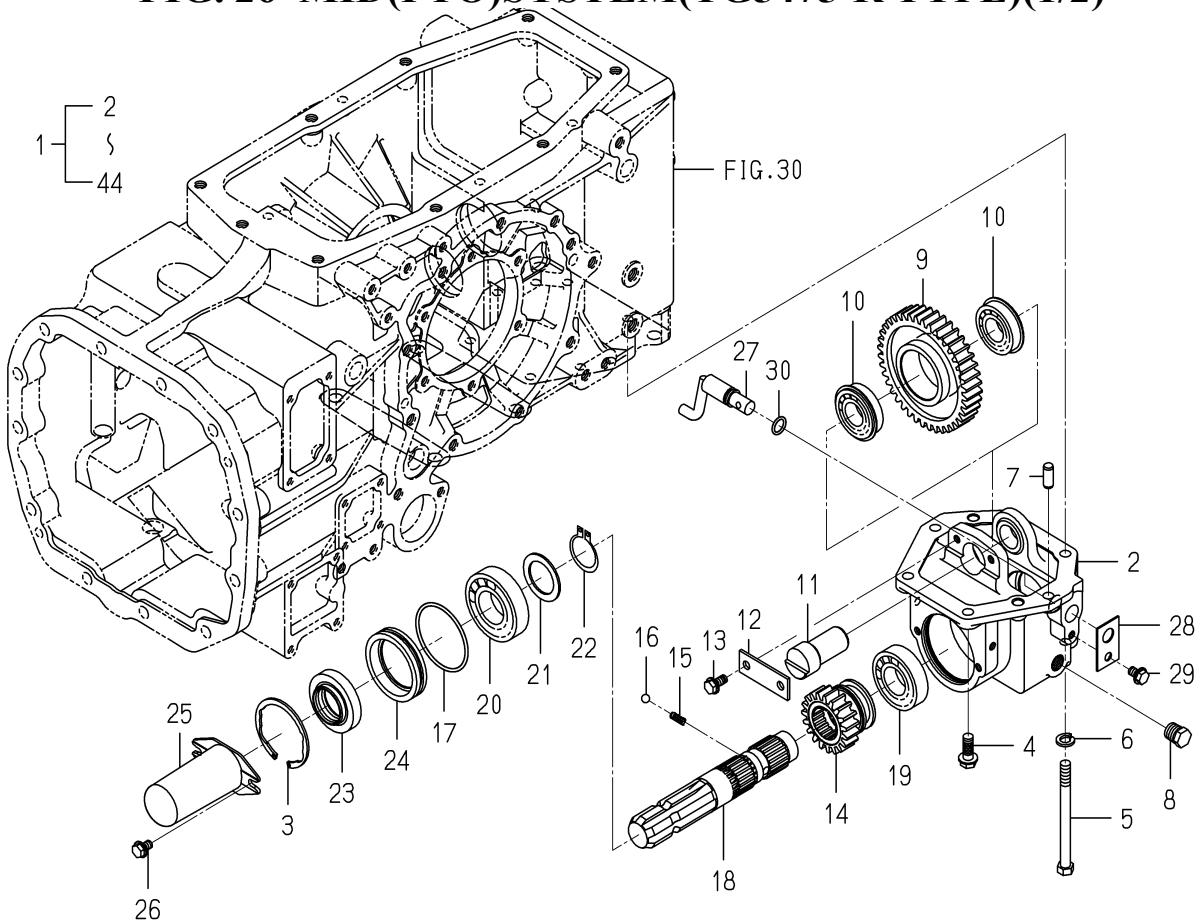
FIG. 18 GEAR(PTO)SYSTEM(TG5475)



1748-209A-0100

KEY	PART CODE	DESCRIPTION	S P C	TYPE OF MODEL		I T C	C O L	G R P	REMARKS
				TG5395 FH	TG5475 FH				
1	1747-209-051-00	GEAR/HELICAL/18	*		1				
2	V600-110-630-60	BEARING,RB/6306	*		1				
3	V600-110-620-50	BEARING,RB/6205	*		1				
4	1747-209-052-00	GEAR/HELICAL/24	*		1				
5	V704-140-025-00	RING,SNAP/25 C	*		1				
6	1747-209-510-10	PUMP/GEAR SET	*		1	1			
7	1747-209-054-10	CASE/PUMP	*		1	3			
8	6213-129-003-00	PIN/STRAIGHT	*		4				
9	V723-102-005-30	O-RING/1A,S53	*		1				
10	V723-102-004-80	O-RING/1A,S48	*		1				
11	1747-209-056-10	COVER	*		1	3			
12	V600-110-600-20	BEARING,RB/6002	*		1				
13	1747-209-500-00	SHAFT ASSY	*		1				
14	1747-209-057-00	COLLAR/15X19X06	*		1				
15	1747-209-053-00	GEAR/HELICAL/27	*		1				
16	V704-140-015-00	RING,SNAP/15 C	*		1				
17	V210-560-602-00	BOLT,S/M6X20/7T	*		1				
18	V210-560-605-00	BOLT,S/M6X50/7T	*		3				
19	1743-209-052-00	GEAR/HELICAL/27	*		1				
20	1743-209-053-00	BEARING/NEEDLE	*		2				
21	1743-209-054-00	BUSH/25X32X36	*		1				
22	1743-209-055-00	WASHER/25X55X04	*		2				
23	1744-209-210-00	CLUTCH/PTO ASSY	*		1				FIG 205
24	1742-209-003-00	GEAR/HELICAL/27	*		1				
25	1743-209-056-00	SHAFT/DRIVE/PTO	*		1				
26	V600-110-620-50	BEARING,RB/6205	*		1				
27	1729-202-002-00	BEARING/BALL	*		1				
28	1729-214-049-00	BEARING/BALL	*		1				
28A	V600-110-630-50	BEARING,RB/6305	*		1				
29	1593-307-052-10	COLLAR/26X35X03	*		1				

FIG. 26 MID(PTO)SYSTEM(TG5475-R TYPE)(1/2)

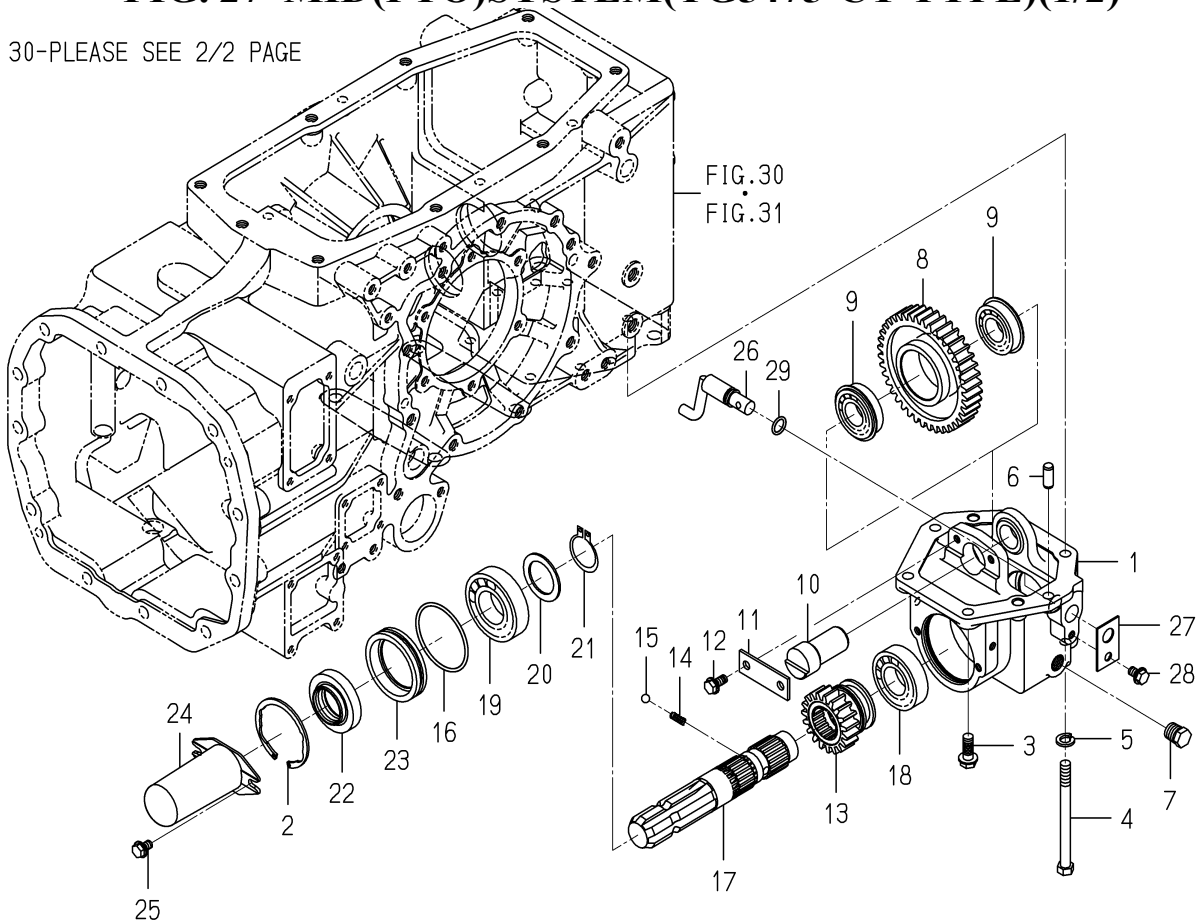


1748-229-0100

KEY	PART CODE	DESCRIPTION	S P C	TYPE OF MODEL		I T C	C O L	G R P	REMARKS
				TG5395 FH	TG5475 FH				
1	1748-229-200-20	MIDPTO/E4/6 SET	*		1				
2	1742-229-002-10	CASE/PTO	*		1				
3	V707-140-072-00	RING,SNAP/R72	*		1				
4	V231-361-002-50	FLANGE BOLT/M10X25	*		4				
5	V201-361-012-00	BOLT/M10X120/7T	*		2				
6	V401-160-010-00	WASHER,SP/M10	*		2				
7	V523-101-002-40	PIN,ST,B/10X24	*		2				
8	V782-160-000-6B	PLUG/SCREW/SEAL	*		1				
9	1742-229-003-00	GEAR/SPUR/40	*		1				
10	V607-110-620-50	BEARING,RB/6205NR	*		2				
11	1742-229-004-00	SHAFT	*		1				
12	1594-272-006-00	PLATE	*		1				
13	V231-360-801-60	FLANGE BOLT/M8X16	*		2				
14	1742-229-005-10	GEAR/SPUR/19	*		1				
15	1302-225-003-00	SPRING,SHIFTER	*		1				
16	V682-200-001-00	BALL,STEEL	*		1				
17	1524-244-005-00	O-RING	*		1				
18	1748-229-001-20	SHAFT/PTO	*		1				
19	V600-110-620-60	BEARING,RB/6206	*		1				
20	1729-202-007-00	BEARING/BALL	*		1				
21	1444-314-004-10	COLLAR(35X50X2)	*		1				
22	V704-140-035-00	RING,SNAP/35 C	*		1				
23	1426-258-200-10	SEAL ASSY	*		1				
24	1560-273-003-00	METAL	*		1				
25	1444-314-009-10	CAP,PTO SHAFT	*		1				
26	V231-360-801-20	FLANGE BOLT/M8X12	*		2				
27	1620-255-220-10	ARM/SHIFT/MID COMP	*		1				
28	1620-255-208-00	PLATE/I/30X50	*		1				
29	V231-360-801-20	FLANGE BOLT/M8X12	*		1				
30	V720-102-401-40	O-RING/1A,P14	*		1				

FIG. 27 MID(PTO)SYSTEM(TG5475-CY TYPE)(1/2)

30-PLEASE SEE 2/2 PAGE

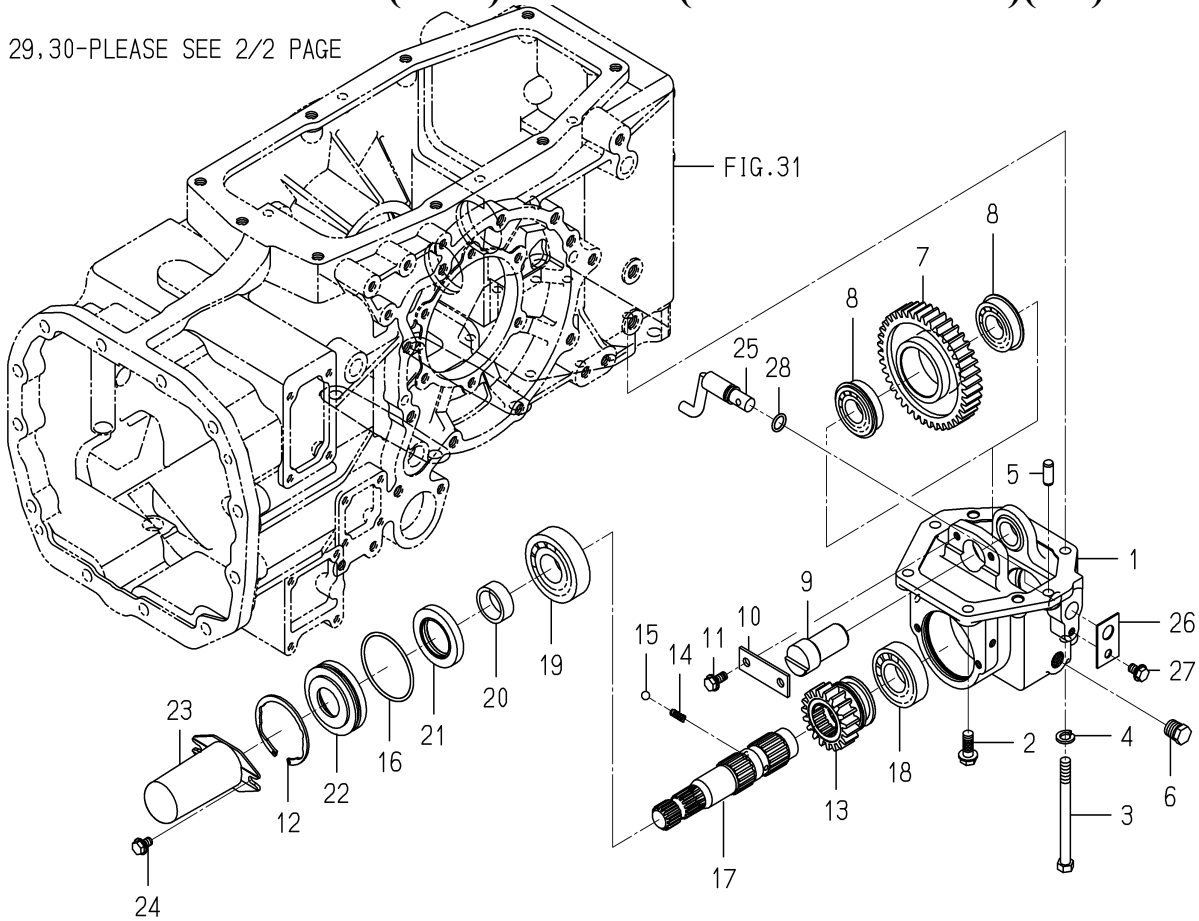


1748-229B-0100

KEY	PART CODE	DESCRIPTION	S P C	TYPE OF MODEL		I T C	C O L	G R P	REMARKS
				TG5395 FH	TG5475 FH				
1	1742-229-002-10	CASE/PTO	*		1				
2	V707-140-072-00	RING,SNAP/R72	*		1				
3	V231-361-002-50	FLANGE BOLT/M10X25	*		4				
4	V201-361-012-00	BOLT/M10X120/7T	*		2				
5	V401-160-010-00	WASHER,SP/M10	*		2				
6	V523-101-002-40	PIN,ST,B/10X24	*		2				
7	V782-160-000-6B	PLUG/SCREW/SEAL	*		1				
8	1742-229-003-00	GEAR/SPUR/40	*		1				
9	V607-110-620-50	BEARING,RB/6205NR	*		2				
10	1742-229-004-00	SHAFT	*		1				
11	1594-272-006-00	PLATE	*		1				
12	V231-360-801-60	FLANGE BOLT/M8X16	*		2				
13	1742-229-005-10	GEAR/SPUR/19	*		1				
14	1302-225-003-00	SPRING,SHIFTER	*		1				
15	V682-200-001-00	BALL,STEEL	*		1				
16	1524-244-005-00	O-RING	*		1				
17	1748-229-001-20	SHAFT/PTO	*		1				
18	V600-110-620-60	BEARING,RB/6206	*		1				
19	1729-202-007-00	BEARING/BALL	*		1				
20	1444-314-004-10	COLLAR(35X50X2)	*		1				
21	V704-140-035-00	RING,SNAP/35 C	*		1				
22	1426-258-200-10	SEAL ASSY	*		1				
23	1560-273-003-00	METAL	*		1				
24	1444-314-009-10	CAP,PTO SHAFT	*		1				
25	V231-360-801-20	FLANGE BOLT/M8X12	*		2				
26	1620-255-220-10	ARM/SHIFT/MID COMP	*		1				
27	1620-255-208-00	PLATE/I/30X50	*		1				
28	V231-360-801-20	FLANGE BOLT/M8X12	*		1				
29	V720-102-401-40	O-RING/1A,P14	*		1				
30	1742-229-200-00	ARM/PLATE/MID COMP	*		1				

FIG. 28 MID(PTO)SYSTEM(TG5395-R TYPE)(1/2)

29,30-PLEASE SEE 2/2 PAGE

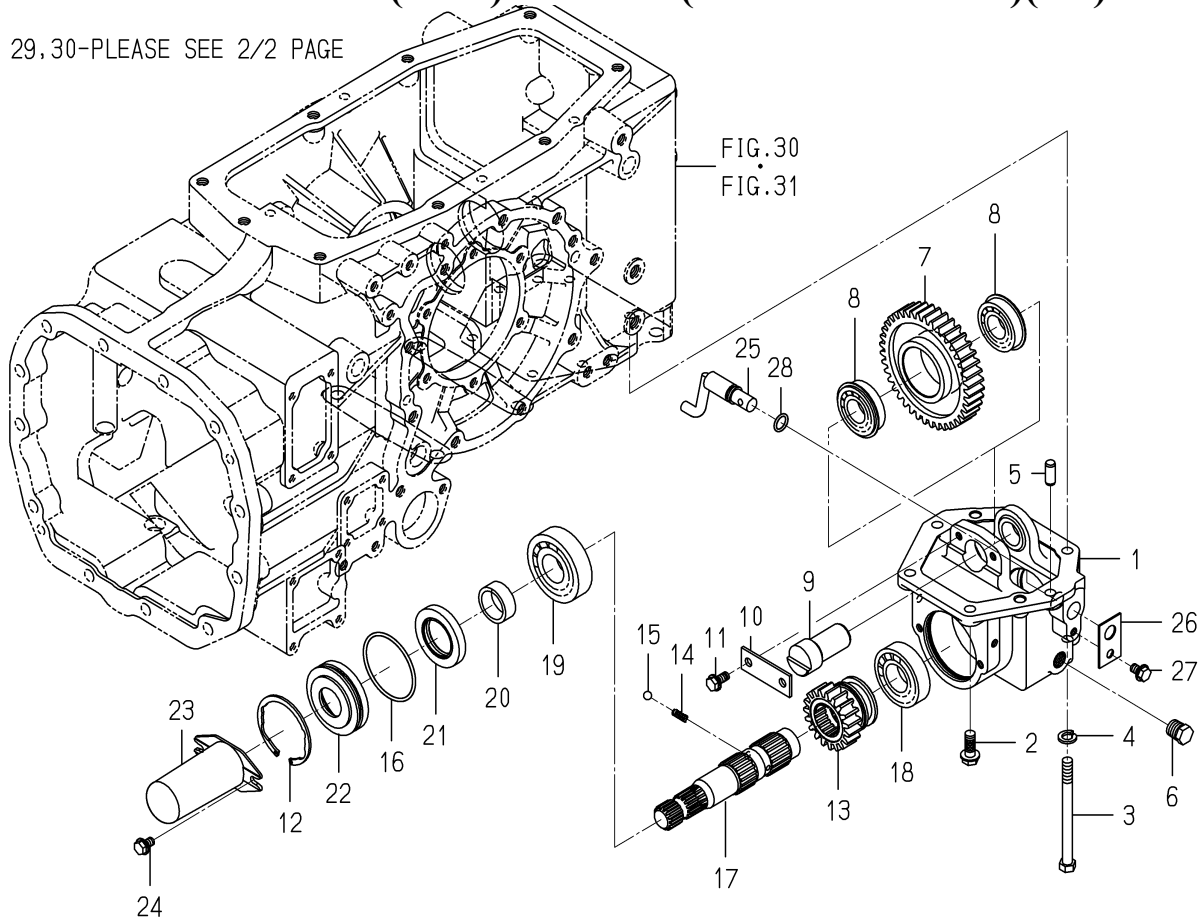


1742-229C-0100

KEY	PART CODE	DESCRIPTION	S P C	TYPE OF MODEL		I T C	C O L	G R P	REMARKS
				TG5395 FH	TG5475 FH				
1	1742-229-002-10	CASE/PTO	*	1					
2	V231-361-002-50	FLANGE BOLT/M10X25	*	4					
3	V201-361-012-00	BOLT/M10X120/7T	*	2					
4	V401-160-010-00	WASHER, SP/M10	*	2					
5	V523-101-002-40	PIN, ST, B/10X24	*	2					
6	V782-160-000-6B	PLUG/SCREW/SEAL	*	1					
7	1742-229-003-00	GEAR/SPUR/40	*	1					
8	V607-110-620-50	BEARING, RB/6205NR	*	2					
9	1742-229-004-00	SHAFT	*	1					
10	1594-272-006-00	PLATE	*	1					
11	V231-360-801-60	FLANGE BOLT/M8X16	*	2					
12	V707-140-072-00	RING, SNAP/R72	*	1					
13	1742-229-005-10	GEAR/SPUR/19	*	1					
14	1302-225-003-00	SPRING, SHIFTER	*	1					
15	V682-200-001-00	BALL, STEEL	*	1					
16	1524-244-005-00	O-RING	*	1					
17	1742-229-007-20	SHAFT/PTO/E3	*	1					
18	V600-110-620-60	BEARING, RB/6206	*	1					
19	V600-110-630-60	BEARING, RB/6306	*	1					
20	1614-244-002-00	SLEEVE	*	1					
21	1614-244-005-00	SEAL/OIL	*	1					
22	1742-229-006-00	METAL/SEAL	*	1					
23	1444-314-009-10	CAP, PTO SHAFT	*	1					
24	V231-360-801-20	FLANGE BOLT/M8X12	*	2					
25	1620-255-220-10	ARM/SHIFT/MID COMP	*	1					
26	1620-255-208-00	PLATE/I/30X50	*	1					
27	V231-360-801-20	FLANGE BOLT/M8X12	*	1					
28	V720-102-401-40	O-RING/1A, P14	*	1					
29	1742-229-200-00	ARM/PLATE/MID COMP	*	1					
30	V580-140-602-50	PIN, SPRING/6X25 W	*	1					

FIG. 29 MID(PTO)SYSTEM(TG5395-C TYPE)(1/2)

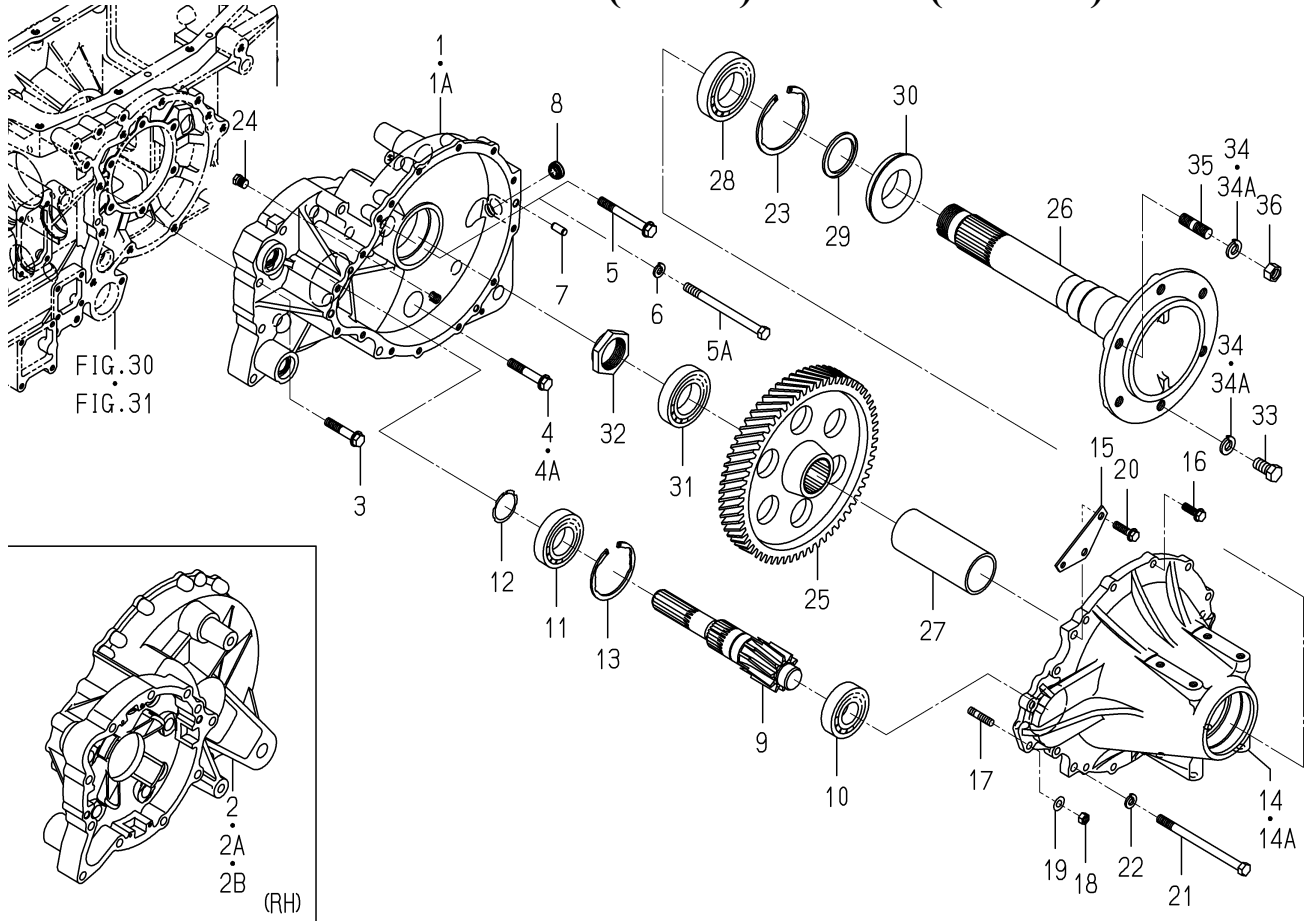
29.30-PLEASE SEE 2/2 PAGE



1742-229D-0100

KEY	PART CODE	DESCRIPTION	S P C	TYPE OF MODEL		I T C	C O L	G R P	REMARKS
				TG5395 FH	TG5475 FH				
1	1742-229-002-10	CASE/PTO	*	1					
2	V231-361-002-50	FLANGE BOLT/M10X25	*	4					
3	V201-361-012-00	BOLT/M10X120/7T	*	2					
4	V401-160-010-00	WASHER, SP/M10	*	2					
5	V523-101-002-40	PIN, ST, B/10X24	*	2					
6	V782-160-000-6B	PLUG/SCREW/SEAL	*	1					
7	1742-229-003-00	GEAR/SPUR/40	*	1					
8	V607-110-620-50	BEARING, RB/6205NR	*	2					
9	1742-229-004-00	SHAFT	*	1					
10	1594-272-006-00	PLATE	*	1					
11	V231-360-801-60	FLANGE BOLT/M8X16	*	2					
12	V707-140-072-00	RING, SNAP/R72	*	1					
13	1742-229-005-10	GEAR/SPUR/19	*	1					
14	1302-225-003-00	SPRING, SHIFTER	*	1					
15	V682-200-001-00	BALL, STEEL	*	1					
16	1524-244-005-00	O-RING	*	1					
17	1742-229-007-20	SHAFT/PTO/E3	*	1					
18	V600-110-620-60	BEARING, RB/6206	*	1					
19	V600-110-630-60	BEARING, RB/6306	*	1					
20	1614-244-002-00	SLEEVE	*	1					
21	1614-244-005-00	SEAL/OIL	*	1					
22	1742-229-006-00	METAL/SEAL	*	1					
23	1444-314-009-10	CAP, PTO SHAFT	*	1					
24	V231-360-801-20	FLANGE BOLT/M8X12	*	2					
25	1620-255-220-10	ARM/SHIFT/MID COMP	*	1					
26	1620-255-208-00	PLATE/I/30X50	*	1					
27	V231-360-801-20	FLANGE BOLT/M8X12	*	1					
28	V720-102-401-40	O-RING/1A, P14	*	1					
29	1742-229-200-00	ARM/PLATE/MID COMP	*	1					
30	V580-140-602-50	PIN, SPRING/6X25 W	*	1					

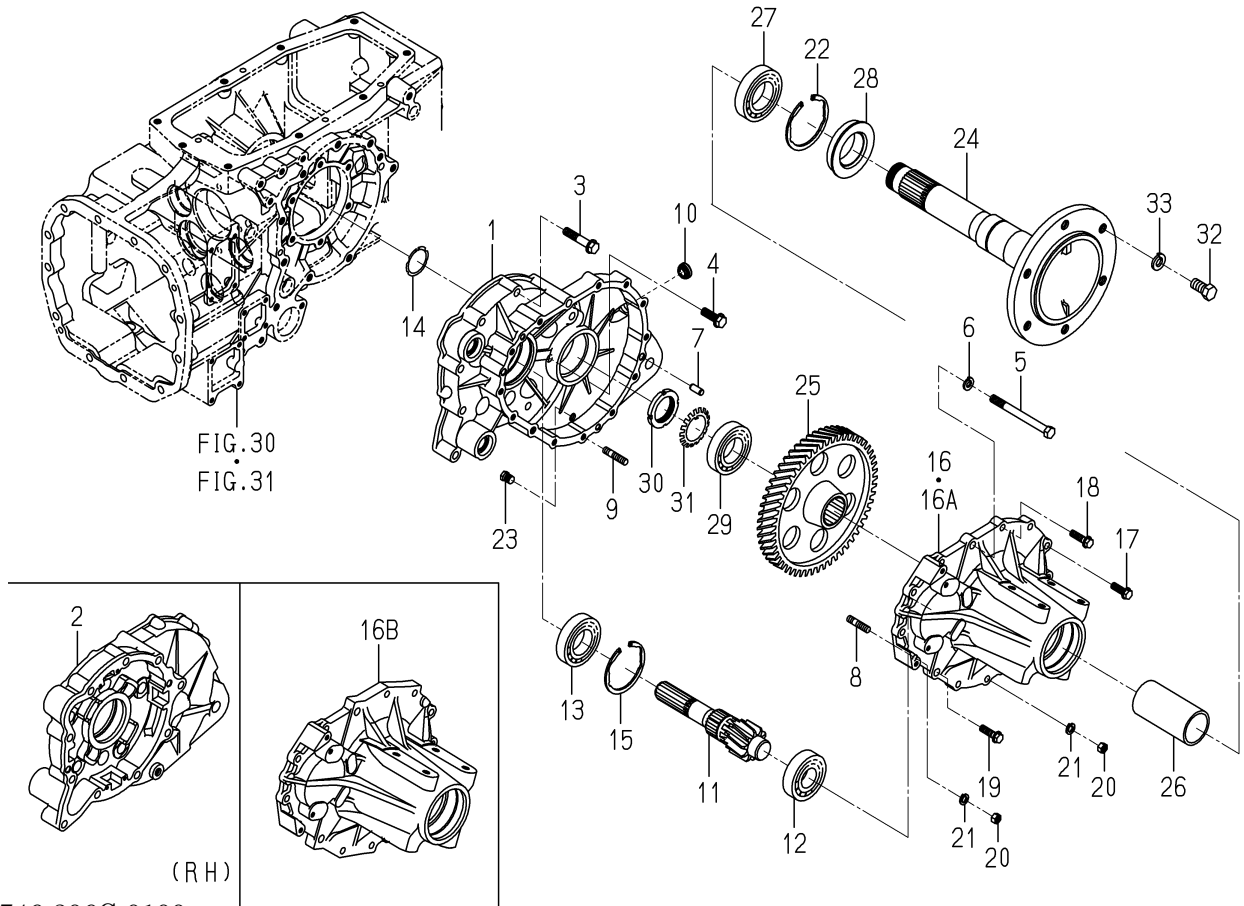
FIG. 45 HOUSING(AXLE)SYSTEM(TG5475)



1748-306A-0100

KEY	PART CODE	DESCRIPTION	S P C	TYPE OF MODEL		I T C	C O L	G R P	REMARKS
				TG5395 FH	TG5475 FH				
1	1744-306-002-40	METAL/SPACER/LH	*		1 -76				
1A	1744-306-002-50	METAL/SPACER/LH	*		1 77-	3			
2	1734-306-002-70	METAL/SPACER/RH	*		1 -76				
2A	1734-306-002-80	METAL/SPACER/RH	*		1 -105	3			
2B	1734-306-002-90	METAL/SPACER/RH	*		1 106-	1			
3	V231-361-206-00	FLANGE BOLT/M12X60	*		18				
4	V231-361-207-00	FLANGE BOLT/M12X70	*		4 -76				
4A	V231-361-208-00	FLANGE BOLT/M12X80	*		4 77-				
5	V231-361-210-00	FLANGE BOLT/M12X100	*		2 -76				
5A	V201-361-216-00	BOLT/M12X160/7T	*		2 77-				
6	V401-160-012-00	WASHER,SP/M12	*		2 77-				
7	V523-101-002-40	PIN,ST,B/10X24	*		4				
8	1690-241-003-00	GAUGE/LEBEL	*		1				
9	1734-306-003-10	GEAR/HELICAL/10	*		2				
10	V600-110-630-70	BEARING,RB/6307	*		2				
11	V600-110-620-90	BEARING,RB/6209	*		2				
12	V706-140-045-00	RING,SNAP/S45	*		2				
13	V707-140-085-00	RING,SNAP/R85	*		2				
14	1734-306-004-20	HOUSING/AXLE	*		2 -88				
14A	1734-306-004-30	HOUSING/AXLE	*		2 89-	1			
15	1734-306-010-00	PLATE	*		2				
16	V231-361-003-00	FLANGE BOLT/M10X30	*		16				
17	V251-341-003-00	STUD/M10X30/7T	*		10				
18	V304-460-010-00	NUT/M10/7T	*		10				
19	V401-160-010-00	WASHER,SP/M10	*		10				
20	V231-361-003-50	FLANGE BOLT/M10X35	*		4				
21	1734-306-008-00	BOLT/SM/M12X175	*		2				
22	V401-160-012-00	WASHER,SP/M12	*		2				
23	V707-140-100-00	RING,SNAP/R100	*		2				
24	V782-160-000-4B	PLUG/SCREW/SEAL	*		2				

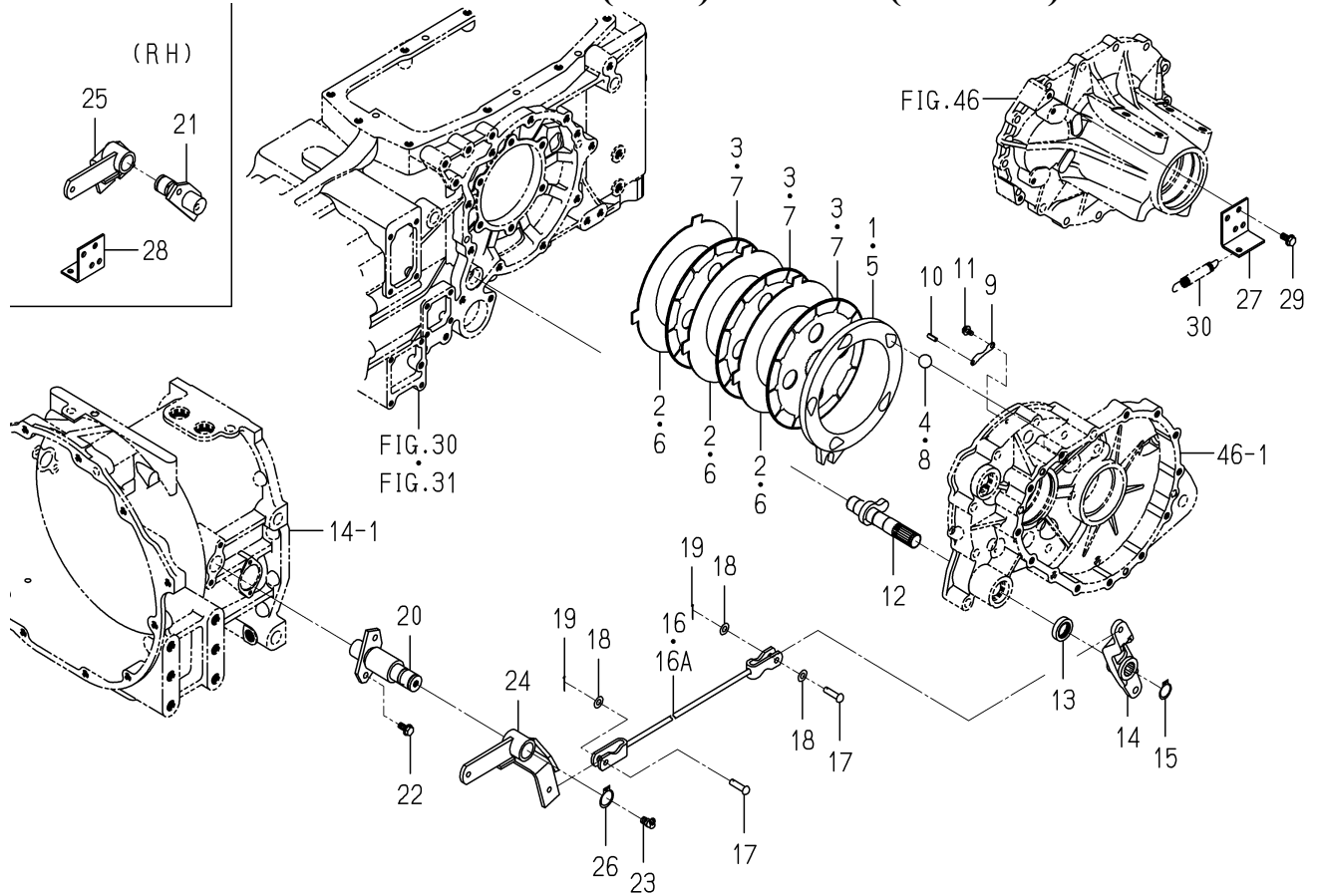
FIG. 46 HOUSING(AXLE)SYSTEM(TG5395)



1746-306C-0100

KEY	PART CODE	DESCRIPTION	S P C	TYPE OF MODEL		I T C	C O L	G R P	REMARKS
				TG5395 FH	TG5475 FH				
1	1742-306-003-20	METAL/SPACER/LH	*	1					
2	1729-306-002-20	METAL/SPACER/RH	*	1					
3	V231-361-206-00	FLANGE BOLT/M12X60	*	16					
4	V231-361-203-50	FLANGE BOLT/M12X35	*	2					
5	V201-361-213-00	BOLT/M12X130/7T	*	2					
6	V401-160-012-00	WASHER,SP/M12	*	2					
7	V523-101-002-40	PIN,ST,B/10X24	*	4					
8	V251-341-003-00	STUD/M10X30/7T	*	4					
9	V251-441-003-50	STUD/M10X35/9T	*	4					
10	1690-241-003-00	GAUGE/LEBEL	*	1					
11	1729-306-003-10	GEAR/HELICAL/10	*	2					
12	V600-110-630-70	BEARING,RB/6307	*	2					
13	V600-110-620-90	BEARING,RB/6209	*	2					
14	V706-140-045-00	RING,SNAP/S45	*	2					
15	V707-140-085-00	RING,SNAP/R85	*	2					
16	1729-306-005-20	HOUSING/AXLE/AT	*	2	-175				
16A	1729-306-005-30	HOUSING/AXLE/AT	*	2	-202		1		
16B	1729-306-005-40	HOUSING/AXLE/AT	*	2	203-		1		
17	V231-361-003-00	FLANGE BOLT/M10X30	*	12					
18	V231-361-003-50	FLANGE BOLT/M10X35	*	4					
19	V231-361-203-50	FLANGE BOLT/M12X35	*	2					
20	V304-460-010-00	NUT/M10/7T	*	8					
21	V401-160-010-00	WASHER,SP/M10	*	8					
22	V707-140-090-00	RING,SNAP/R90	*	2					
23	V782-160-000-4B	PLUG/SCREW/SEAL	*	2					
24	1654-306-001-10	SHAFT/WHEEL	*	2					
25	1729-306-004-10	GEAR/HERICAL/54	*	2					
26	1650-306-007-00	COLLAR/120	*	2					
27	V600-110-621-00	BEARING,RB/6210	*	2					
28	1650-306-200-00	SEAL/OIL ASSY	*	2					

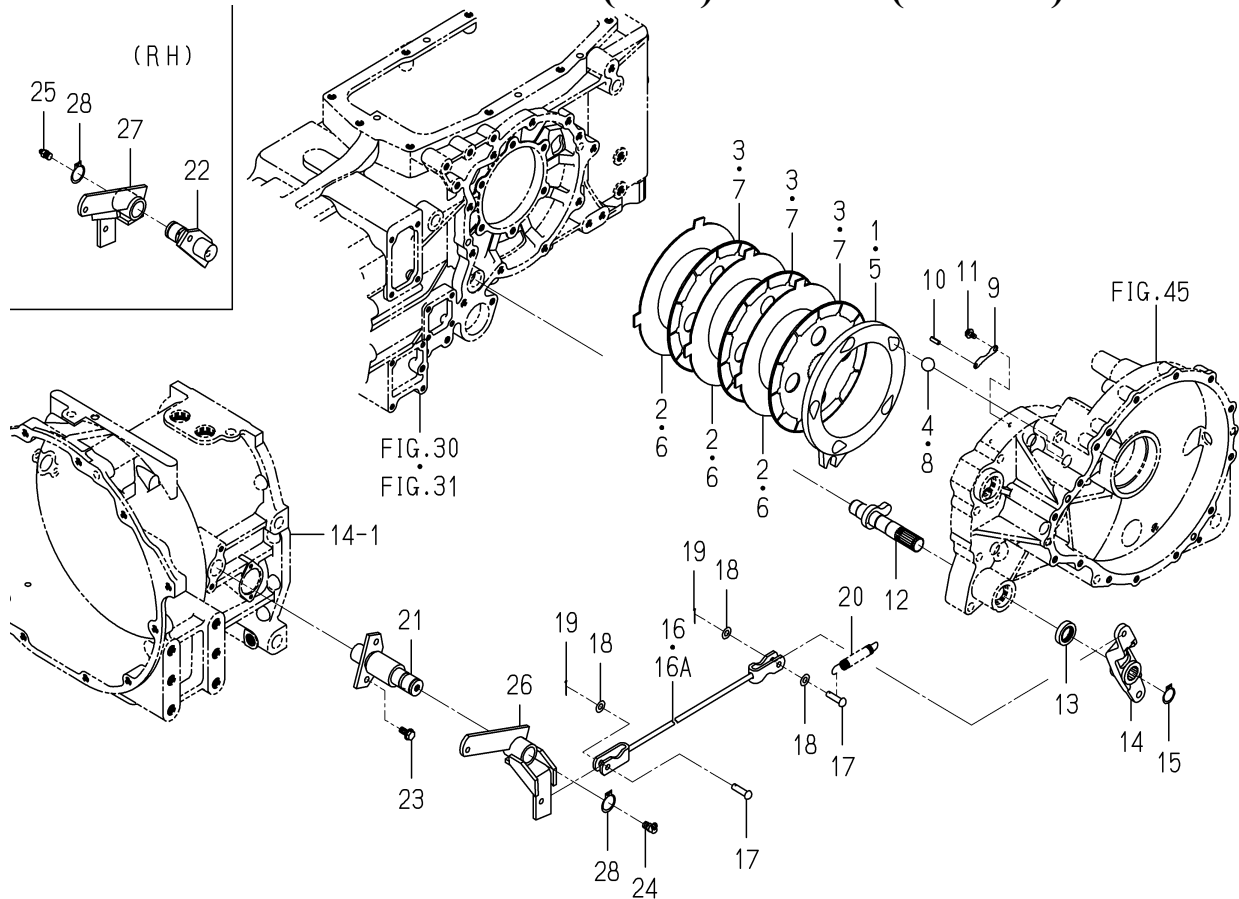
FIG. 49 BRAKE(HST)SYSTEM(TG5395)



1747-310D-0100

KEY	PART CODE	DESCRIPTION	S P C	TYPE OF MODEL		I T C	C O L	G R P	REMARKS
				TG5395 FH	TG5475 FH				
1	1729-310-201-10	PLATE/PRESSURE/LH	*	1					
2	1650-310-202-00	PLATE/SEPARATE	*	3					
3	1650-310-203-00	PLATE/FRICTION	*	3					
4	1747-310-201-00	STEELBALL	*	5					
5	1729-310-211-10	PLATE/PRESSURE/RH	*	1					
6	1650-310-202-00	PLATE/SEPARATE	*	3					
7	1650-310-203-00	PLATE/FRICTION	*	3					
8	1747-310-201-00	STEELBALL	*	5					
9	1614-306-007-00	PLATE	*	4					
10	V580-140-501-60	PIN,SPRING/5X16 W	*	4					
11	V230-360-601-00	FLANGE BOLT/M6X10	*	4					
12	1729-310-220-20	CAM/BRAKE COMP	*	2					
13	V744-122-350-80	SEAL,OIL/TC22358	*	2					
14	1742-310-001-00	ARM/BRAKE	*	2					
15	V704-140-022-00	RING,SNAP/22 C	*	2					
16	1742-310-200-00	ROD/FORK COMP	*	2					
16A	1742-310-200-10	ROD/FORK COMP	*	2		1			
17	1404-312-006-00	PIN,YOKE A	*	4					
18	V411-260-008-00	WASHER,PL/M8	*	6					
19	V500-162-002-00	PIN,SPLIT/2X20	*	4					
20	1747-310-520-00	PIN/BRAKE COMP	*	1					
21	1747-310-510-00	PIN/BRAKE COMP	*	1					
22	V231-360-801-60	FLANGE BOLT/M8X16	*	4					
23	V763-150-000-00	NIPPLE,GREASE/PT1/8	*	2					
24	1729-310-260-00	ARM/BRAKE/LH COMP	*	1					
25	1729-310-270-00	ARM/BRAKE/RH COMP	*	1					
26	V704-140-025-00	RING,SNAP/25 C	*	2					
27	1729-310-001-00	PLATE/LH	*	1					
28	1729-310-002-00	PLATE/RH	*	1					
29	V231-360-801-60	FLANGE BOLT/M8X16	*	4					

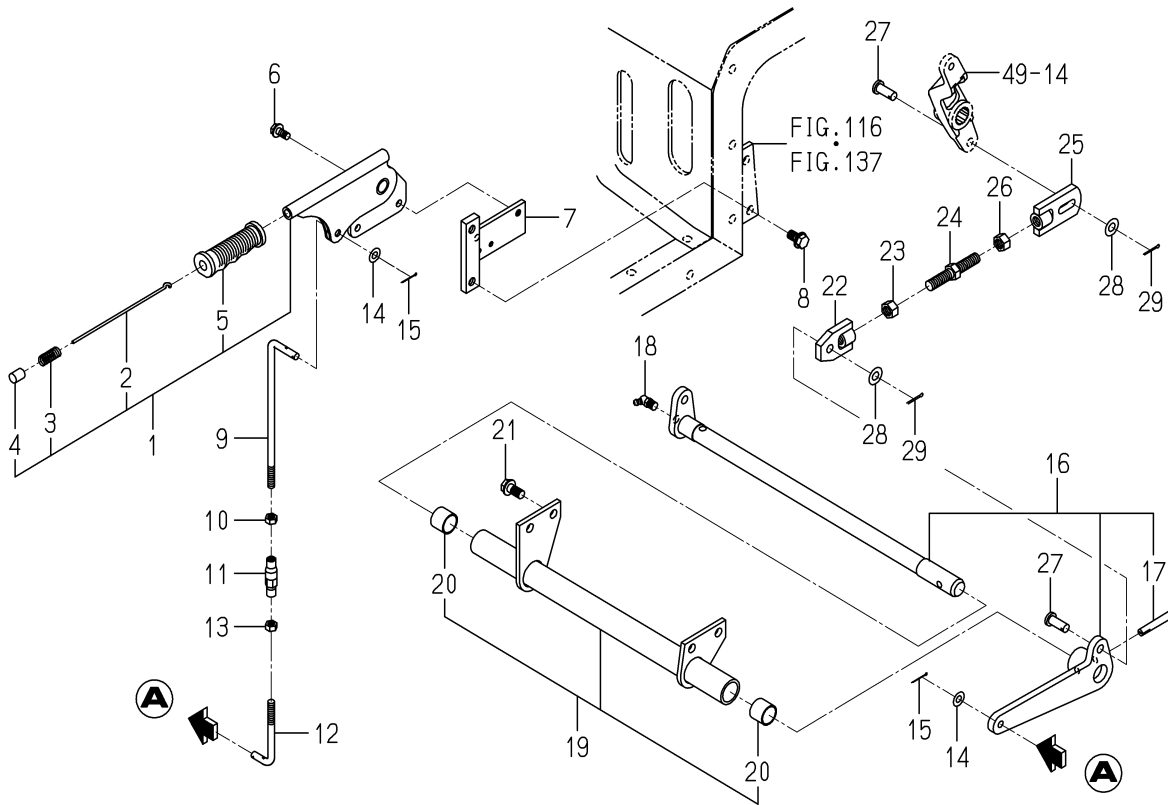
FIG. 50 BRAKE(HST)SYSTEM(TG5475)



1748-310D-0100

KEY	PART CODE	DESCRIPTION	S P C	TYPE OF MODEL		I T C	C O L	G R P	REMARKS
				TG5395 FH	TG5475 FH				
1	1729-310-201-10	PLATE/PRESSURE/LH	*		1				
2	1650-310-202-00	PLATE/SEPARATE	*		3				
3	1650-310-203-00	PLATE/FRICTION	*		3				
4	1747-310-201-00	STEELBALL	*		5				
5	1729-310-211-10	PLATE/PRESSURE/RH	*		1				
6	1650-310-202-00	PLATE/SEPARATE	*		3				
7	1650-310-203-00	PLATE/FRICTION	*		3				
8	1747-310-201-00	STEELBALL	*		5				
9	1614-306-007-00	PLATE	*		4				
10	V580-140-501-60	PIN,SPRING/5X16 W	*		4				
11	V230-360-601-00	FLANGEBOLT/M6X10	*		4				
12	1729-310-220-20	CAM/BRAKE COMP	*		2				
13	V744-122-350-80	SEAL,OIL/TC22358	*		2				
14	1742-310-001-00	ARM/BRAKE	*		2				
15	V704-140-022-00	RING,SNAP/22 C	*		2				
16	1742-310-200-00	ROD/FORK COMP	*		2-91				
16A	1742-310-200-10	ROD/FORK COMP	*		2-92	1			
17	1404-312-006-00	PIN,YOKE A	*		4				
18	V411-260-008-00	WASHER,PL/M8	*		6				
19	V500-162-002-00	PIN,SPLIT/2X20	*		4				
20	1650-135-002-00	SPRING/HE095	*		2				
21	1734-310-270-10	PIN/BRAKE COMP	*		1				
22	1747-310-510-00	PIN/BRAKE COMP	*		1				
23	V231-360-801-60	FLANGEBOLT/M8X16	*		4				
24	V763-150-000-00	NIPPLE,GREASE/PT1/8	*		1				
25	V761-150-000-00	NIPPLE/GREASE	*		1				
26	1734-310-200-20	ARM/BRAKE/LH COMP	*		1				
27	1734-310-210-20	ARM/BRAKE/RH COMP	*		1				
28	V704-140-025-00	RING,SNAP/25 C	*		2				

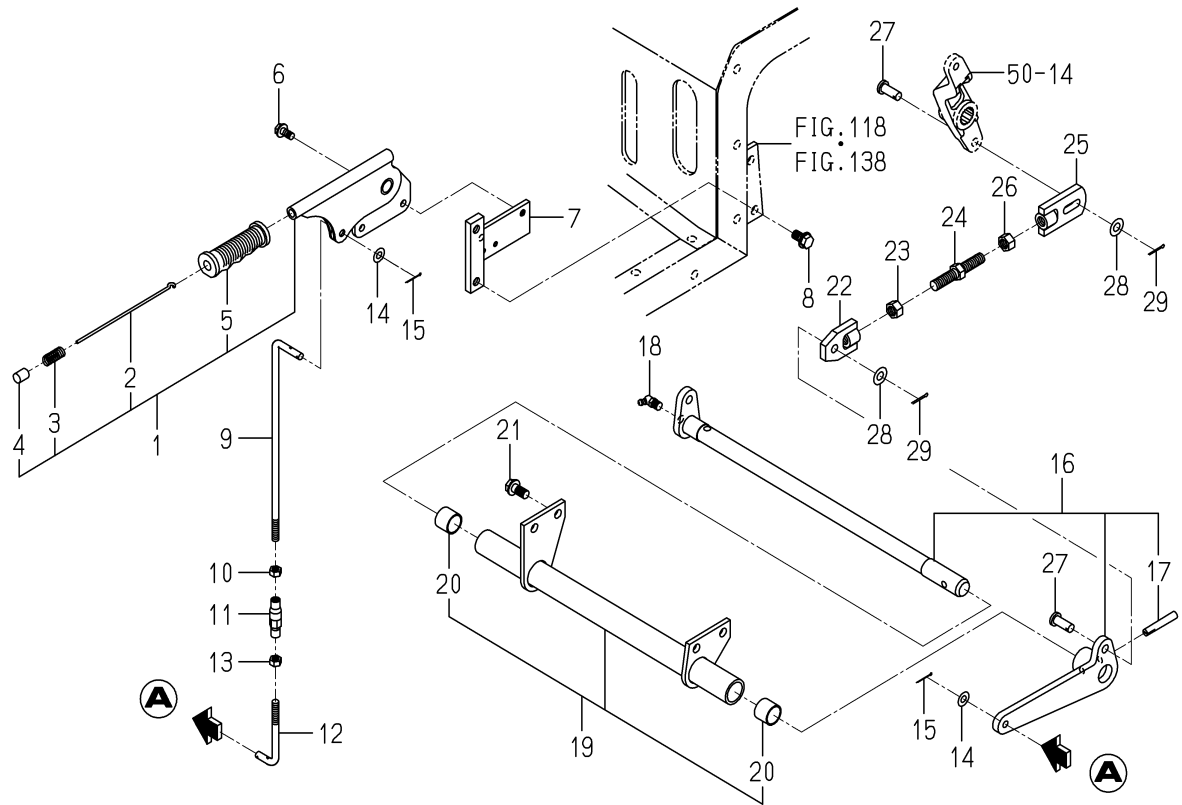
FIG. 53 BRAKE(PARKING)SYSTEM(TG5395)



1747-313B-0100

KEY	PART CODE	DESCRIPTION	S P C	TYPE OF MODEL		I T C	C O L	G R P	REMARKS
				TG5395 FH	TG5475 FH				
1	1740-313-300-10	LEVER/PARKING ASSY	*	1					
2	1442-313-202-00	ROD	*	1					
3	1444-328-273-00	SPRING	*	1					
4	1444-328-272-00	BUTTON	*	1					
5	1740-313-301-00	GRIP/ORANGE	*	1					
6	V231-360-801-60	FLANGEBOLT/M8X16	*	2					
7	1746-313-200-10	BRACKET/PARKING COMP	*	1					
8	V231-361-001-60	FLANGEBOLT/M10X16	*	2					
9	1746-313-001-10	ROD/LH/M08X205	*	1					
10	1560-132-007-30	NUT/LH/M08	*	1					
11	1444-122-002-00	TURNBUCKLE/M8	*	1					
12	1594-314-001-00	ROD/90 RH	*	1					
13	V304-260-008-00	NUT/M8	*	1					
14	V411-260-008-00	WASHER, PL/M8	*	2					
15	V500-162-002-00	PIN, SPLIT/2X20	*	2					
16	1746-313-210-00	ARM/BRAKE SET	*	1					
17	V511-100-805-00	PIN, TAPER/8X50	*	1					
18	V763-150-000-00	NIPPLE, GREASE/PT1/8	*	1					
19	1747-313-300-00	BRACKET/PARKING ASSY	*	1					
20	3664-540-001-00	BUSH/22X25X20	*	2					
21	V231-361-002-00	FLANGEBOLT/M10X20	*	4					
22	1746-313-260-00	PLATE/PARKING/A COMP	*	2					
23	V304-260-012-00	NUT/M12	*	2					
24	1746-313-002-00	ROD/M12X80	*	2					
25	1746-313-270-00	PLATE/PARKING/B COMP	*	2					
26	3640-432-006-00	NUT/M12/LH	*	2					
27	1627-122-008-00	PIN/10X25	*	4					
28	V411-260-010-00	WASHER, PL/M10	*	4					
29	V500-162-502-00	PIN, SPLIT/2.5X20	*	4					

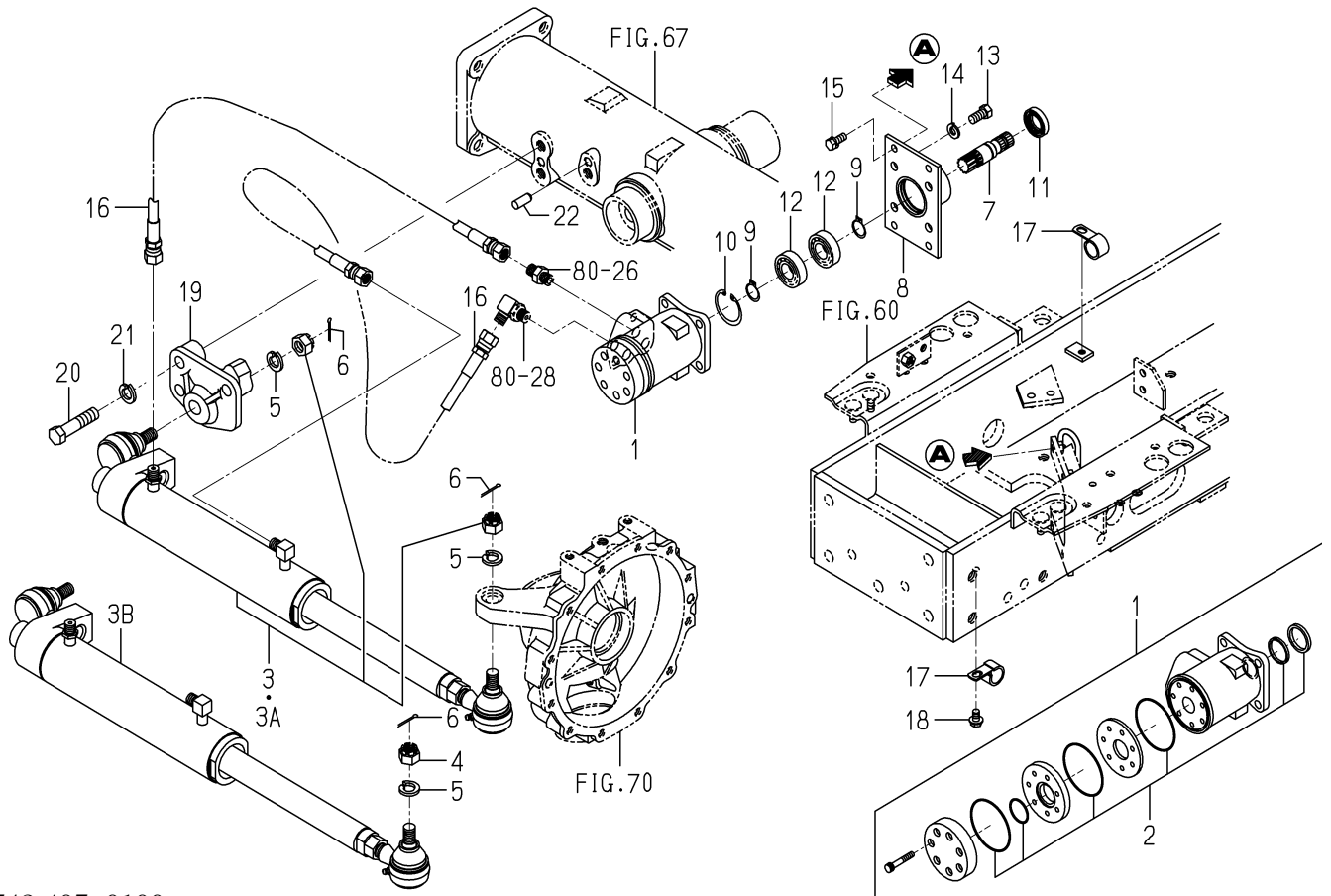
FIG. 54 BRAKE(PARKING)SYSTEM(TG5475)



1748-313B-0100

KEY	PART CODE	DESCRIPTION	S P C	TYPE OF MODEL		I T C	C O L	G R P	REMARKS
				TG5395 FH	TG5475 FH				
1	1740-313-300-10	LEVER/PARKING ASSY	*		1				
2	1442-313-202-00	ROD	*		1				
3	1444-328-273-00	SPRING	*		1				
4	1444-328-272-00	BUTTON	*		1				
5	1740-313-301-00	GRIP/ORANGE	*		1				
6	V231-360-801-60	FLANGE BOLT/M8X16	*		2				
7	1746-313-200-10	BRACKET/PARKING COMP	*		1				
8	V231-361-001-60	FLANGE BOLT/M10X16	*		2				
9	1748-313-001-00	ROD/LH/M08X280	*		1				
10	1560-132-007-30	NUT/LH/M08	*		1				
11	1444-122-002-00	TURNBUCKLE/M8	*		1				
12	1594-314-001-00	ROD/90 RH	*		1				
13	V304-260-008-00	NUT/M8	*		1				
14	V411-260-008-00	WASHER, PL/M8	*		2				
15	V500-162-002-00	PIN, SPLIT/2X20	*		2				
16	1746-313-210-00	ARM/BRAKE SET	*		1				
17	V511-100-805-00	PIN, TAPER/8X50	*		1				
18	V763-150-000-00	NIPPLE, GREASE/PT1/8	*		1				
19	1747-313-300-00	BRACKET/PARKING ASSY	*		1				
20	3664-540-001-00	BUSH/22X25X20	*		2				
21	V231-361-002-00	FLANGE BOLT/M10X20	*		4				
22	1746-313-260-00	PLATE/PARKING/A COMP	*		2				
23	V304-260-012-00	NUT/M12	*		2				
24	1746-313-002-00	ROD/M12X80	*		2				
25	1746-313-270-00	PLATE/PARKING/B COMP	*		2				
26	3640-432-006-00	NUT/M12/LH	*		2				
27	1627-122-008-00	PIN/10X25	*		4				
28	V411-260-010-00	WASHER, PL/M10	*		4				
29	V500-162-502-00	PIN, SPLIT/2.5X20	*		4				

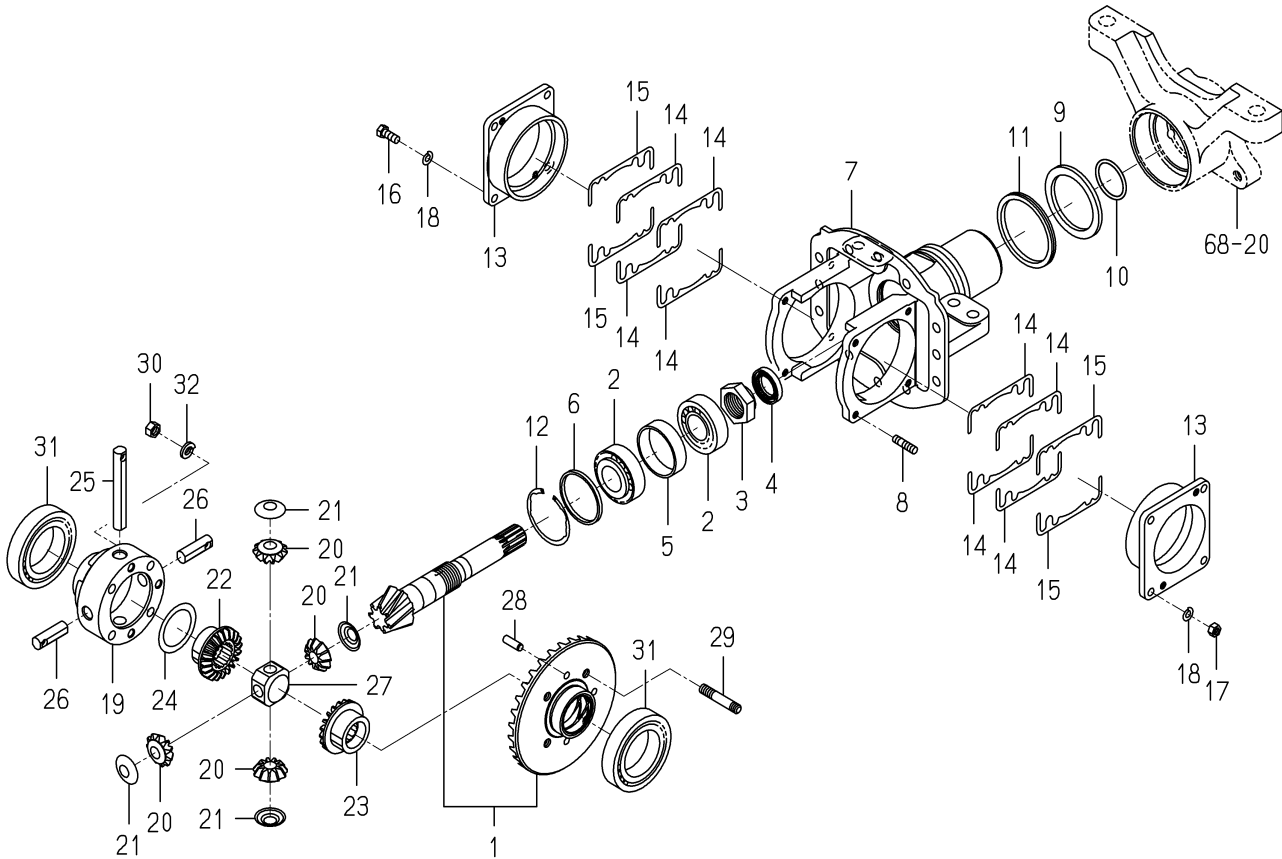
FIG. 58 STEERING(POWER)SYSTEM(TG5395)



1742-407-0100

KEY	PART CODE	DESCRIPTION	S P C	TYPE OF MODEL		I T C	C O L	G R P	REMARKS
				TG5395 FH	TG5475 FH				
1	1723-407-300-20	CONTROLLER/STEERING	*	1					
2	1672-407-240-00	KIT/SEAL SET	*	1					
3	1723-407-200-30	CYLINDER ASSY	*	1 -103					FIG 200
3A	1723-407-200-40	CYLINDER ASSY	*	1 -212		1			FIG 200
3B	1723-407-200-50	CYLINDER ASSY	*	1 213-		3			FIG 200
4	V327-262-214-00	NUT,CASTLE/M14 P=1.5	*	2 213-					
5	V401-160-014-00	WASHER,SP/M14	*	2					
6	V500-163-002-50	PIN,SPLIT/3X25	*	2					
7	1742-407-001-00	SHAFT	*	1					
8	1656-407-220-00	HOUSING COMP	*	1					
9	V704-140-020-00	RING,SNAP/20 C	*	2					
10	V705-140-042-00	RING,SNAP/42 C	*	1					
11	V744-120-400-70	SEAL,OIL/TC20407	*	1					
12	1729-202-012-00	BEARING/BALL	*	2					
13	V203-261-002-00	BOLT/M10X20/P=1.25	*	3					
14	V401-160-010-00	WASHER,SP/M10	*	3					
15	V211-560-802-00	BOLT,S/M8X20/7T	*	3					
16	1742-407-200-10	HOSE/700 ASSY	*	2					
17	1675-407-003-00	HOLDER/19	*	2					
18	V231-360-801-20	FLANGE BOLT/M8X12	*	1					
19	1723-407-001-20	METAL/SYLINDER	*	1					
20	V201-361-406-00	BOLT/M14X60/7T	*	3					
21	V401-160-014-00	WASHER,SP/M14	*	3					
22	V523-101-002-40	PIN,ST,B/10X24	*	2					

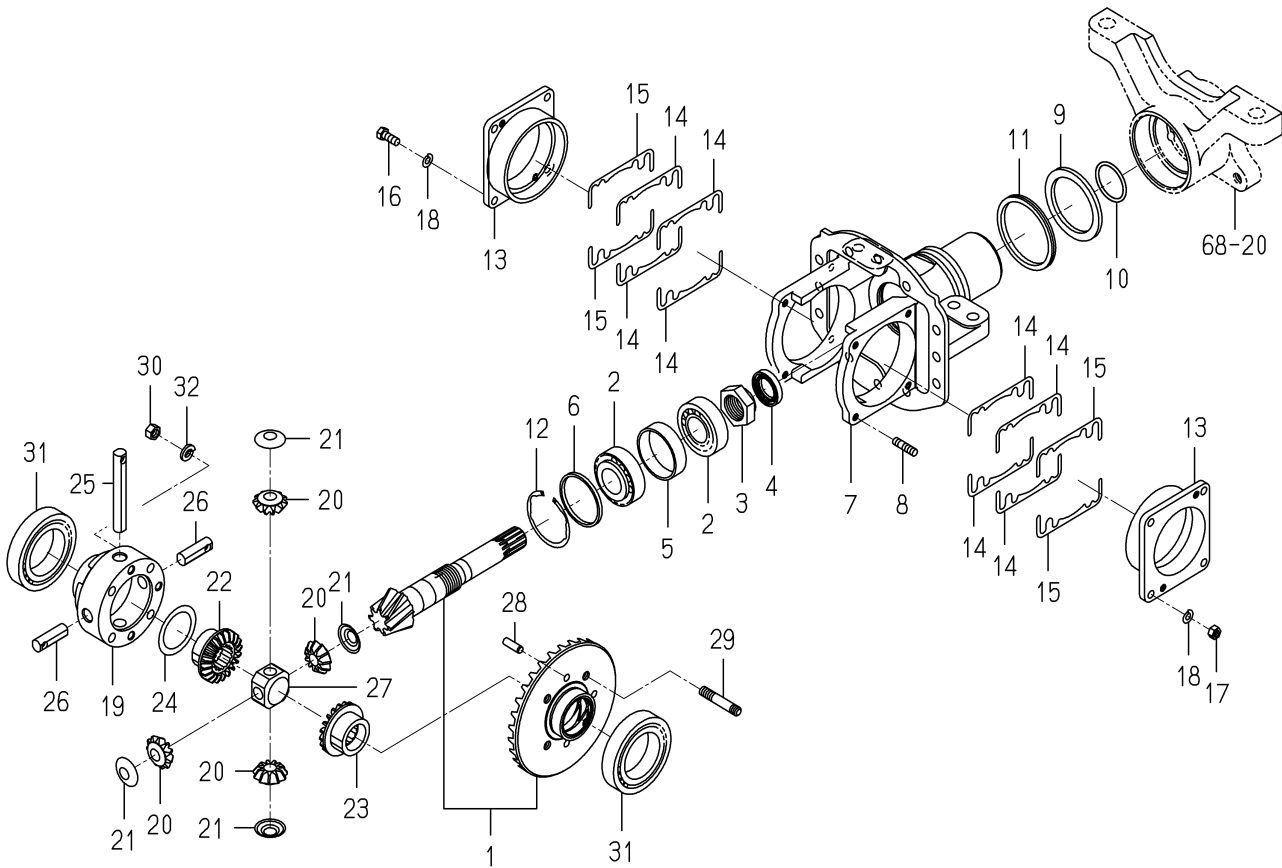
FIG. 65 CASE(BEVEL)SYSTEM(TG5475)(NO.1-105)



1744-432-0100

KEY	PART CODE	DESCRIPTION	S P C	TYPE OF MODEL		I T C	C O L	G R P	REMARKS
				TG5395 FH	TG5475 FH				
1	1744-432-200-00	GEAR/07X31 SET	*		1 -105				
2	1502-432-002-00	SUPPORT,SHAFT	*		2 -105				
3	1488-411-009-00	NUT (30)	*		1 -105				
4	V744-125-400-70	SEAL,OIL/TC25407	*		1 -105				
5	1488-411-011-00	COLLAR 55X60X16	*		1 -105				
6	1727-432-001-00	COLLAR/57X62X4	*		1 -105				
7	1656-432-001-40	CASE/BEVEL	*		1 -105				
8	V251-340-802-00	STUD/M8X20/7T	*		4 -105				
9	1488-411-002-00	COLLAR, THRUST	*		1 -105				
10	V720-103-504-00	O-RING/1A,P40	*		1 -105				
11	1488-412-006-00	X-RING	*		1 -105				
12	V707-140-062-00	RING,SNAP/R62	*		1 -105				
13	1656-432-004-00	METAL/DIFF	*		2 -105				
14	1488-411-004-00	SHIM (A)	*		8 -105				
15	1488-411-005-00	SHIM (B)	*		4 -105				
16	V201-460-802-00	BOLT/M8X20/9T	*		4 -105				
17	V304-460-008-00	NUT/M8/7T	*		4 -105				
18	V401-160-008-00	WASHER,SP/M8	*		8 -105				
19	1656-432-007-10	CASE/DIFF	*		1 -105				
20	1425-431-015-10	PINION/DIFF/11	*		4 -105				
21	1427-301-005-00	COLLAR,PINION THRUST	*		4 -105				
22	1425-431-016-10	GEAR/BEVEL/20	*		1 -105				
23	1656-432-002-10	GEAR/BEVEL/20	*		1 -105				
24	1421-301-012-00	COLLAR/43X58X1	*		1 -105				
25	1488-411-006-10	SHAFT/PINION/A	*		1 -105				
26	1488-411-007-10	SHAFT/PINION/B	*		2 -105				
27	1656-432-003-00	HOLDER/SHAFT/DIFF	*		1 -105				
28	V523-100-802-40	PIN,ST,B/8X24	*		3 -105				
29	1656-432-005-00	BOLT/STUD/M10X47	*		4 -105				
30	1635-303-005-00	NUT/SM/M10X1.25	*		4 -105				

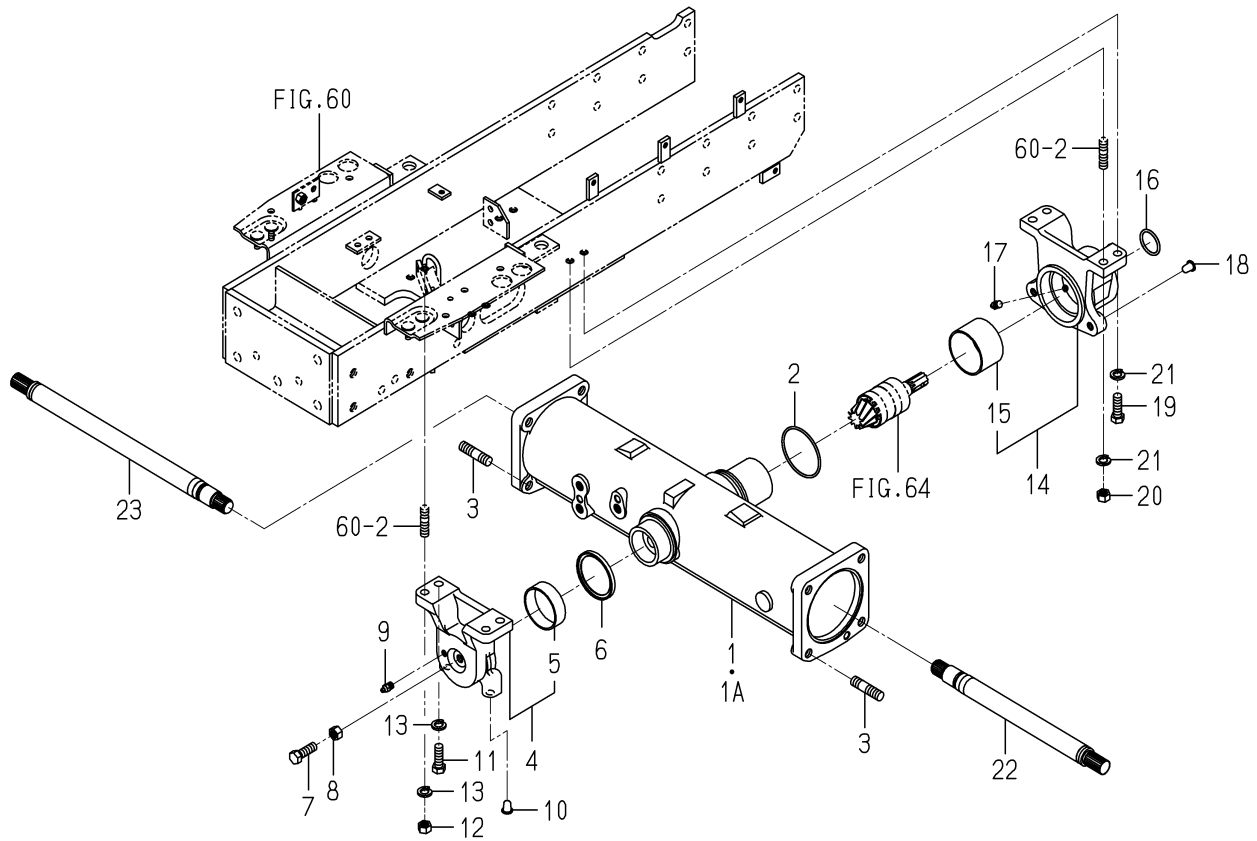
FIG. 66 CASE(BEVEL)SYSTEM(TG5475)(NO.106-)



1802-432 -0100

KEY	PART CODE	DESCRIPTION	S P C	TYPE OF MODEL		I T C	C O L	G R P	REMARKS
				TG5395 FH	TG5475 FH				
1	1802-432-200-00	GEAR/07X31 SET	*		1 106-				
2	1790-432-004-00	BEARING/TAPERROLLER	*		2 106-				
3	1488-411-009-00	NUT (30)	*		1 106-				
4	V744-125-400-70	SEAL,OIL/TC25407	*		1 106-				
5	1488-411-011-00	COLLAR 55X60X16	*		1 106-				
6	1727-432-001-00	COLLAR/57X62X4	*		1 106-				
7	1656-432-001-40	CASE/BEVEL	*		1 106-				
8	V251-340-802-00	STUD/M8X20/7T	*		4 106-				
9	1488-411-002-00	COLLAR, THRUST	*		1 106-				
10	V720-103-504-00	O-RING/1A,P40	*		1 106-				
11	1488-412-006-00	X-RING	*		1 106-				
12	V707-140-062-00	RING,SNAP/R62	*		1 106-				
13	1656-432-004-00	METAL/DIFF	*		2 106-				
14	1488-411-004-00	SHIM (A)	*		8 106-				
15	1488-411-005-00	SHIM (B)	*		4 106-				
16	V201-460-802-00	BOLT/M8X20/9T	*		4 106-				
17	V304-460-008-00	NUT/M8/7T	*		4 106-				
18	V401-160-008-00	WASHER,SP/M8	*		8 106-				
19	1656-432-007-10	CASE/DIFF	*		1 106-				
20	1425-431-015-10	PINION/DIFF/11	*		4 106-				
21	1427-301-005-00	COLLAR,PINION THRUST	*		4 106-				
22	1425-431-016-10	GEAR/BEVEL/20	*		1 106-				
23	1656-432-002-10	GEAR/BEVEL/20	*		1 106-				
24	1421-301-012-00	COLLAR/43X58X1	*		1 106-				
25	1488-411-006-10	SHAFT/PINION/A	*		1 106-				
26	1488-411-007-10	SHAFT/PINION/B	*		2 106-				
27	1656-432-003-00	HOLDER/SHAFT/DIFF	*		1 106-				
28	V523-100-802-40	PIN,ST,B/8X24	*		3 106-				
29	1656-432-005-00	BOLT/STUD/M10X47	*		4 106-				
30	1635-303-005-00	NUT/SM/M10X1.25	*		4 106-				

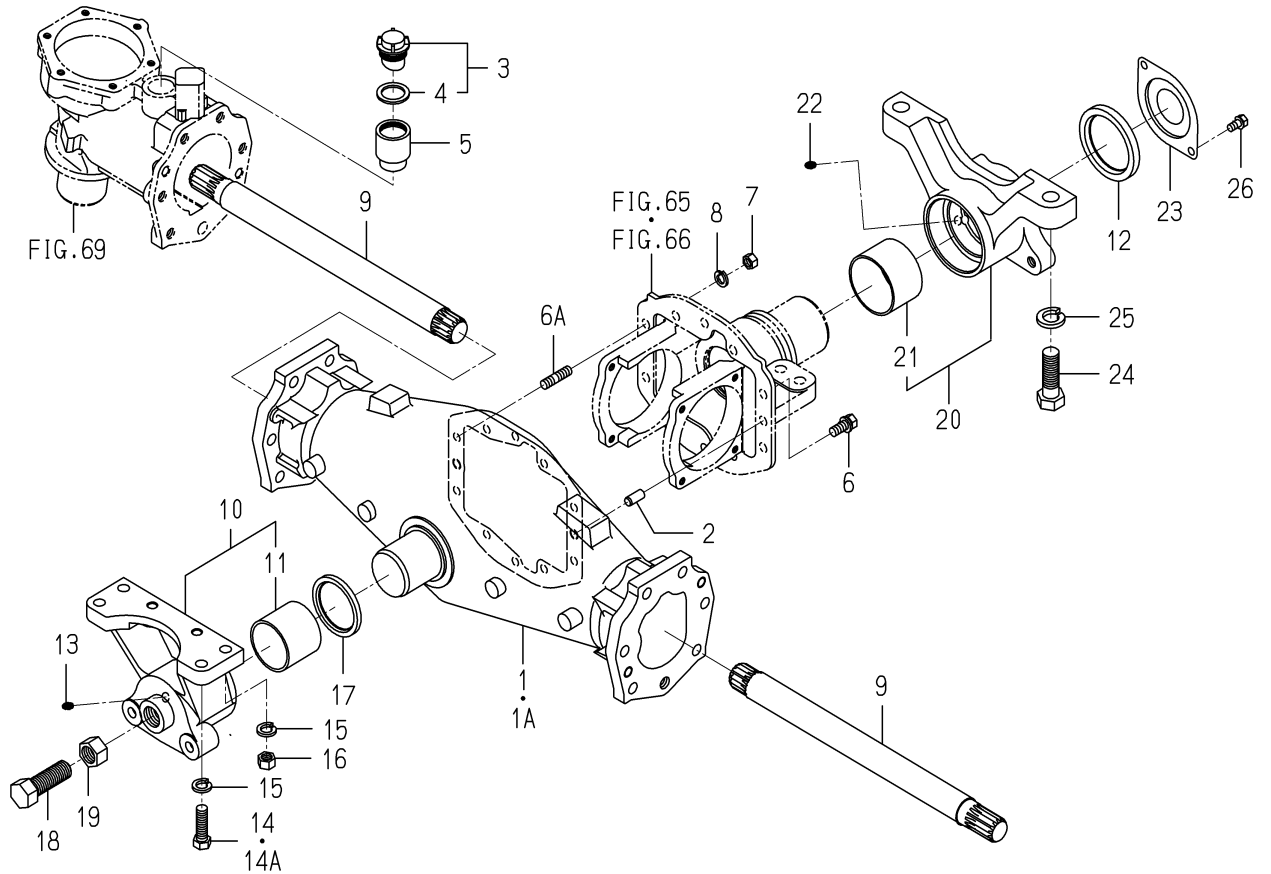
FIG. 67 HOUSING(AXLE)SYSTEM(TG5395)



1742-433 -0100

KEY	PART CODE	DESCRIPTION	S P C	TYPE OF MODEL		I T C	C O L	G R P	REMARKS
				TG5395 FH	TG5475 FH				
1	1742-433-001-20	HOUSING/AXLE	*	1 -275					
1A	1742-433-001-30	HOUSING/AXLE	*	1 276-		1			
2	V721-103-107-50	O-RING/1A,G75	*	1					
3	V251-441-403-50	STUD/M14X35/9T	*	4					
4	1742-433-200-10	METAL/PIVOT/FRONT	*	1					
5	1650-433-202-00	BUSH/62X67X20	*	1					
6	1614-433-002-00	SEAL/OIL	*	1					
7	V201-261-203-50	BOLT/M12X35	*	1					
8	V304-260-012-00	NUT/M12	*	1					
9	V763-150-000-00	NIPPLE,GREASE/PT1/8	*	1					
10	1427-201-016-00	CAP,BLANK/M12	*	2					
11	V201-361-203-50	BOLT/M12X35/7T	*	2					
12	V304-460-012-00	NUT/M12/7T	*	2					
13	V401-160-012-00	WASHER,SP/M12	*	4					
14	1742-433-210-10	METAL/PIVOT/REA ASSY	*	1					
15	1564-433-222-10	BUSH/65X70X44	*	1					
16	V720-103-503-40	O-RING/1A,P34	*	1					
17	V761-150-000-00	NIPPLE/GREASE	*	1					
18	1427-201-016-00	CAP,BLANK/M12	*	2					
19	V201-361-203-50	BOLT/M12X35/7T	*	2					
20	V304-460-012-00	NUT/M12/7T	*	2					
21	V401-160-012-00	WASHER,SP/M12	*	4					
22	1691-433-002-20	SHAFT	*	1					
23	1691-433-003-20	SHAFT	*	1					

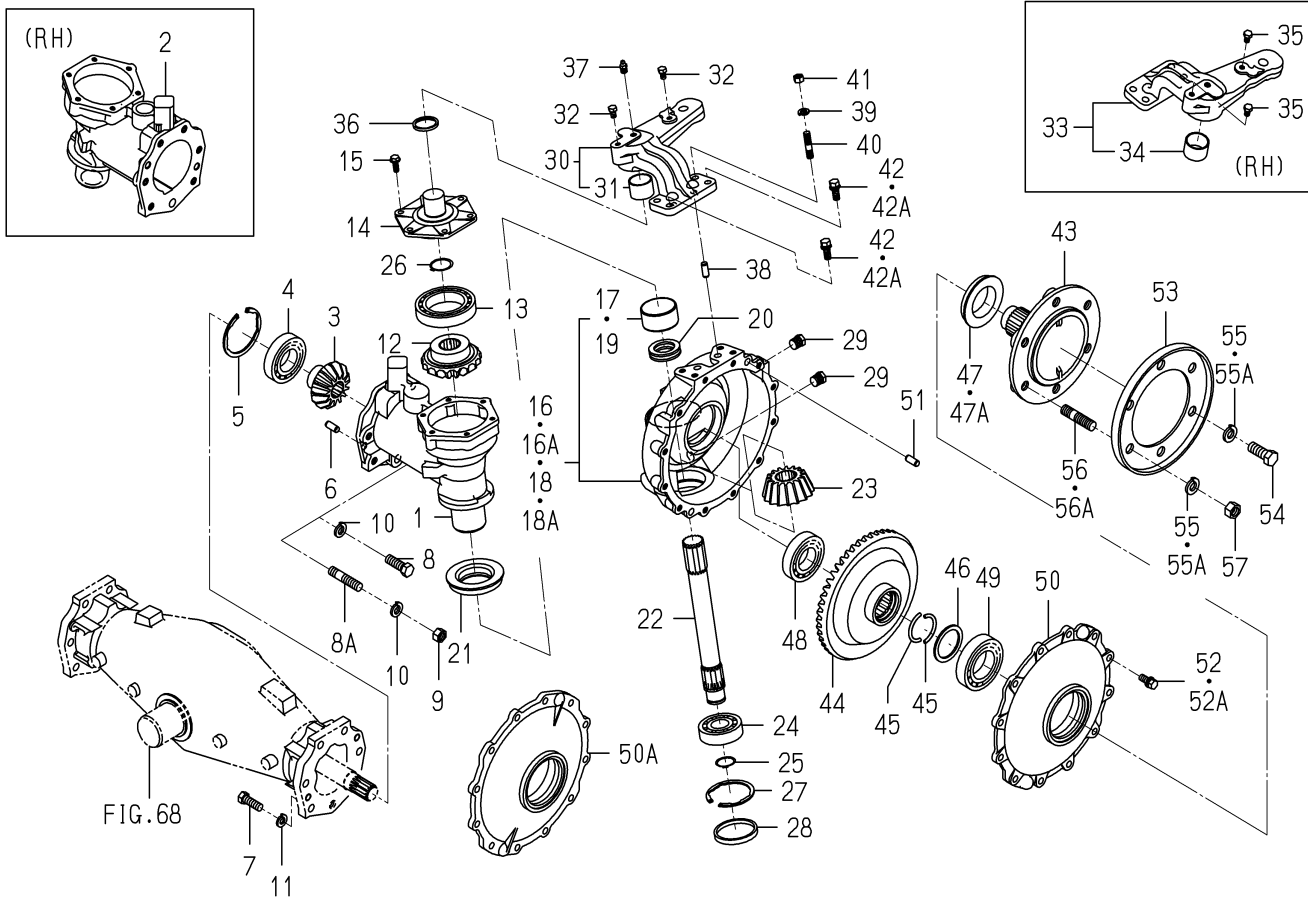
FIG. 68 HOUSING(AXLE)SYSTEM(TG5475)



1748-433-0100

KEY	PART CODE	DESCRIPTION	S P C	TYPE OF MODEL		I T C	C O L	G R P	REMARKS
				TG5395 FH	TG5475 FH				
1	1748-433-001-10	HOUSING/AXLE	*		1				
1A	1748-433-001-20	HOUSING/AXLE	*		1	1			
2	V522-101-002-20	PIN,ST,A/10X22	*		2				
3	1518-306-200-10	CAP,OIL/A	*		1				
4	1518-306-203-10	PACKING	*		1				
5	1597-501-001-10	COLLAR/24X38X44	*		1		7F		
6	V211-561-002-50	BOLT,S/M10X25/7T	*		10				
6A	V251-341-002-50	STUD/M10X25/7T	*		10				
7	1646-703-001-00	NUT	*		10				
8	V401-160-010-00	WASHER,SP/M10	*		10				
9	1748-433-002-10	SHAFT	*		2				
10	1711-433-200-20	METAL/PIVOT/FRONT	*		1				
11	1564-433-212-10	BUSH 55X60X50	*		1				
12	V742-165-850-90	SEAL,OIL/VC65859	*		1				
13	V761-150-000-00	NIPPLE/GREASE	*		1				
14	V201-361-204-00	BOLT/M12X40/7T	*		4				
14A	V201-361-204-50	BOLT/M12X45/7T	*		2				
15	V401-160-012-00	WASHER,SP/M12	*		4				
16	V304-460-012-00	NUT/M12/7T	*		2				
17	V742-155-700-60	SEAL,OIL/VC55706	*		1				
18	1513-402-001-00	BOLT	*		1				
19	V304-260-020-00	NUT/M20	*		1				
20	1711-433-210-10	METAL/PIVOT/REA ASSY	*		1				
21	1564-433-222-10	BUSH/65X70X44	*		1				
22	V761-150-000-00	NIPPLE/GREASE	*		1				
23	1564-433-001-00	COVER	*		1				
24	V203-361-805-50	BOLT/M18X55/7T,P=1.5	*		2				
25	V401-160-018-00	WASHER,SP/M18	*		2				
26	V211-260-801-60	BOLT,S/M8X16	*		1				

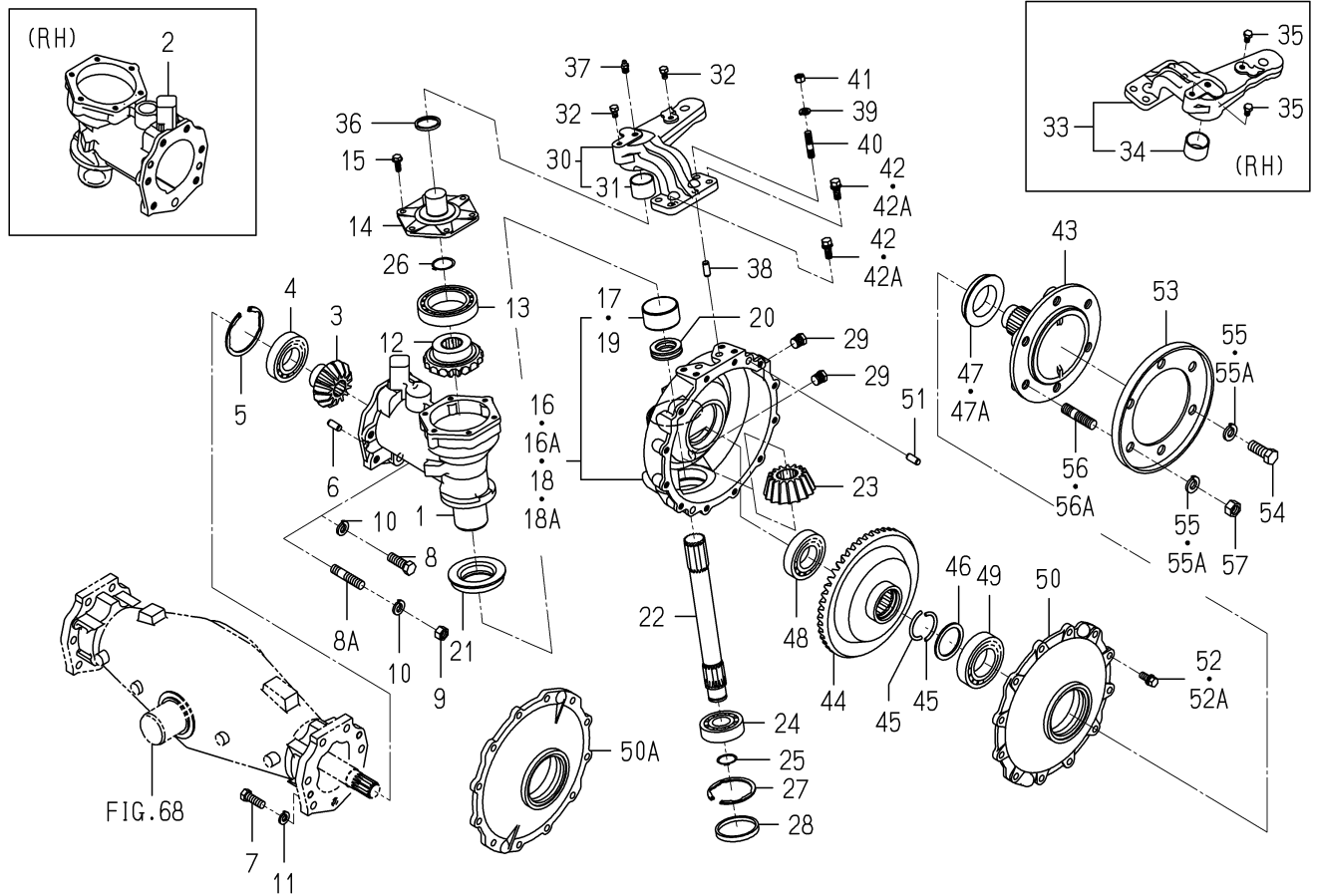
FIG. 69 CASE(GEAR/FRONT)SYSTEM(TG5475)



1748-434 -0100

KEY	PART CODE	DESCRIPTION	S P C	TYPE OF MODEL		I T C	C O L	G R P	REMARKS
				TG5395 FH	TG5475 FH				
1	1696-434-001-10	CASE/FINAL/LH	*		1				
2	1696-434-002-20	CASE/FINAL/RH	*		1				
3	1656-434-001-10	GEAR/BEVEL/13	*		2				
4	1488-413-024-00	BEARING,RB/6208	*		2				
5	V707-140-080-00	RING,SNAP/R80	*		2				
6	V523-101-002-40	PIN,ST,B/10X24	*		4				
7	V201-461-203-50	BOLT/M12X35/9T	*		12				
8	1696-434-003-00	BOLT	*		2				
8A	V251-341-404-50	STUD/M14X45/7T	*		131 2				
9	V304-460-014-00	NUT/M14/7T	*		132 2				
10	V401-160-014-00	WASHER,SP/M14	*		132 2				
11	V401-160-012-00	WASHER,SP/M12	*		2				
12	1656-434-002-10	GEAR/BEVEL/17	*		12				
13	V600-110-601-30	BEARING,RB/6013	*		2				
14	1425-433-008-10	COVER,BEARING	*		2				
15	V231-360-802-00	FLANGEBOLT/M8X20	*		12				
16	1696-434-220-30	CASE/FINAL/LH ASSY	*		1				
16A	1696-434-220-40	CASE/FINAL/LH ASSY	*		89 1	1			
17	1564-434-202-10	BUSH/55X60X30	*		1				
18	1696-434-230-30	CASE/FINAL/RH ASSY	*		1				
18A	1696-434-230-40	CASE/FINAL/RH ASSY	*		89 1	1			
19	1564-434-202-10	BUSH/55X60X30	*		1				
20	V610-115-110-70	TRB/51107	*		2				
21	1564-434-004-10	SEAL OIL	*		2				
22	1564-434-005-30	SHAFT	*		2				
23	1564-434-006-20	GEAR/BEVEL/16	*		2				
24	V600-110-630-60	BEARING,RB/6306	*		2				
25	V704-140-030-00	RING,SNAP/30 C	*		2				
26	V704-140-035-00	RING,SNAP/35 C	*		2				
27	V707-140-072-00	RING,SNAP/R72	*		2				

FIG. 69 CASE(GEAR/FRONT)SYSTEM(TG5475)

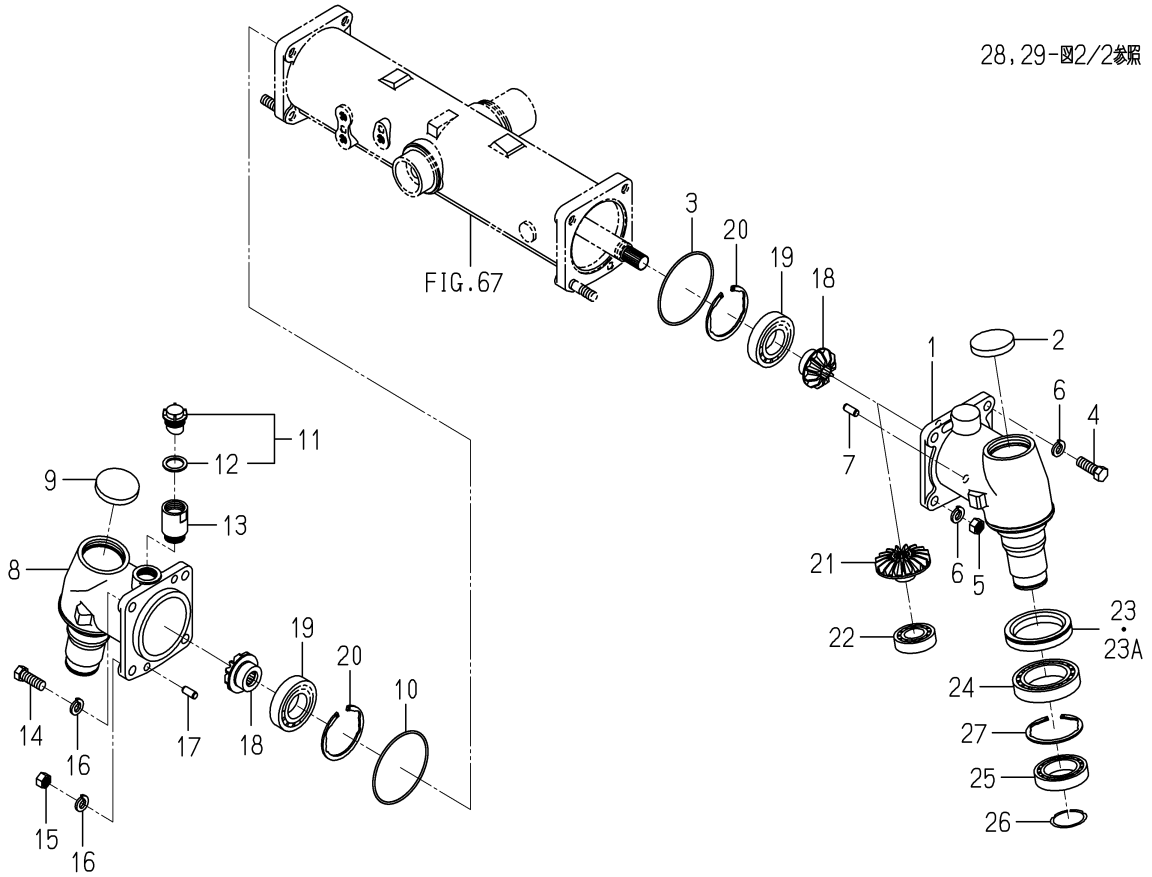


1748-434-0100

KEY	PART CODE	DESCRIPTION	S P C	TYPE OF MODEL		I T C	C O L	G R P	REMARKS
				TG5395 FH	TG5475 FH				
28	1650-434-015-00	PLUG/SEAL/72X08	*		2				
29	V782-160-000-6B	PLUG/SCREW/SEAL	*		4				
30	1748-434-200-00	ARM/KNUCKLE/LH ASSY	*		1				
31	1564-434-222-10	BUSH/35X39X26	*		1				
32	V201-260-801-20	BOLT/M8X12	*		2 142-				
33	1748-434-210-00	ARM/KNUCKLE ASSY	*		1				
34	1564-434-222-10	BUSH/35X39X26	*		1				
35	V201-260-801-20	BOLT/M8X12	*		2 142-				
36	1425-433-031-00	SEAL,OIL	*		2				
37	V761-150-000-00	NIPPLE/GREASE	*		2				
38	V523-101-002-40	PIN,ST,B/10X24	*		4				
39	V401-160-010-00	WASHER,SP/M10	*		4				
40	V251-341-003-0D	STUD/M10X30/7T,SEAL	*		4				
41	V304-460-010-00	NUT/M10/7T	*		4				
42	V231-361-002-50	FLANGE BOLT/M10X25	*		4 -131				
42A	V211-561-002-50	BOLT,S/M10X25/7T	*		4 132-				
43	1564-434-007-20	SHAFT,WHEEL	*		2				
44	1564-434-008-30	GEAR/BEVEL/49	*		2				
45	1564-434-015-00	RING	*		4				
46	1564-434-009-10	WASHER/50X64X03	*		2				
47	1564-434-013-10	SEAL,OIL	*		2				
47A	1564-434-013-20	SEAL/OIL	*		2 -149 150-	1			
48	1560-306-001-00	BEARING,BALL 6208SH2	*		2				
49	1757-203-004-00	BEARING/BALL	*		2				
50	1564-434-011-50	COVER	*		2 -89				
50A	1802-434-001-00	COVER	*		2 90-				
51	V523-101-002-40	PIN,ST,B/10X24	*		4				
52	V231-361-002-50	FLANGE BOLT/M10X25	*		24 -131				
52A	V211-561-002-50	BOLT,S/M10X25/7T	*		24 132-				
53	1502-433-012-23	RING/HUB/170	*		2		6G		

FIG. 70 CASE(GEAR/FRONT)SYSTEM(TG5395)(1/2)

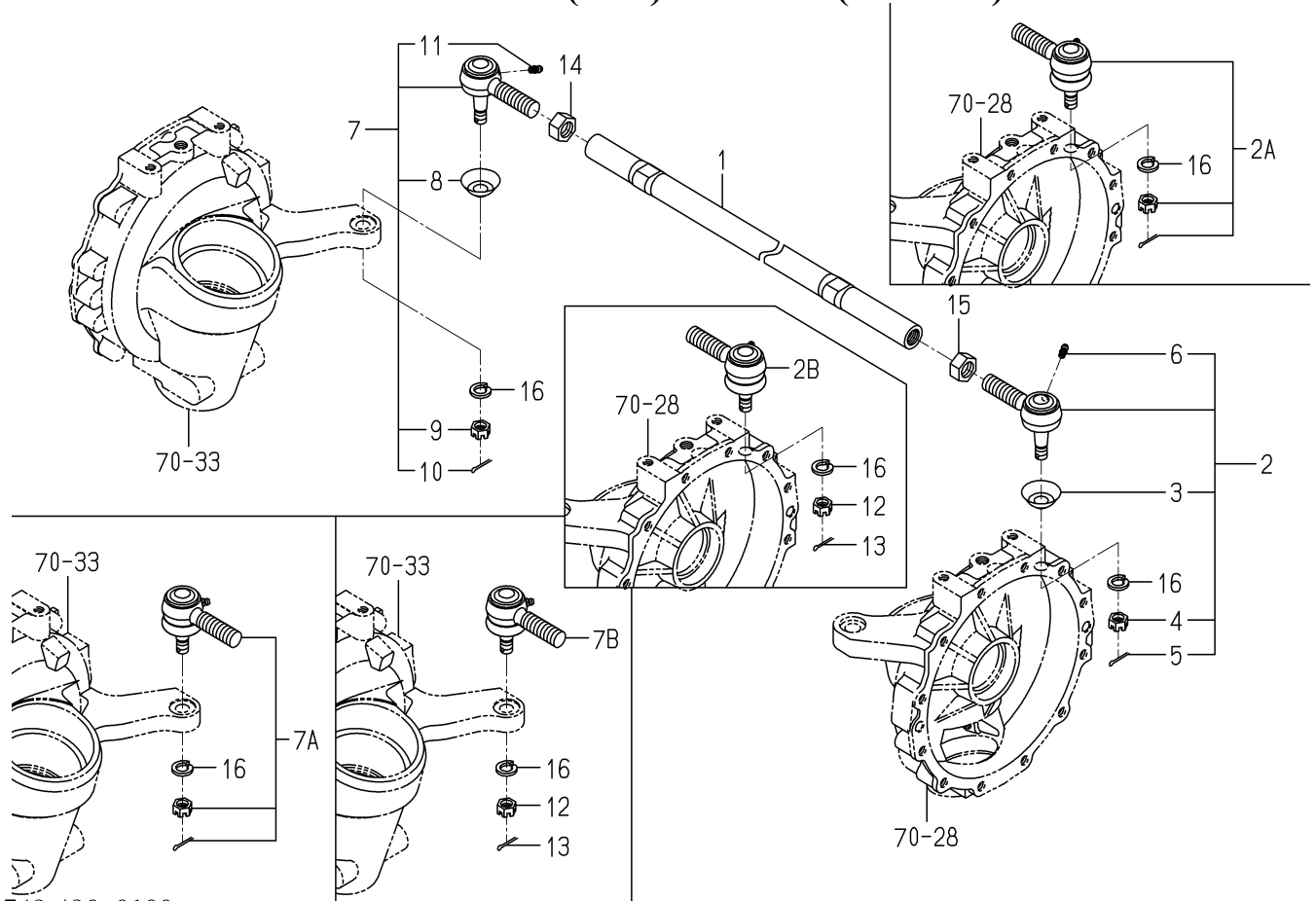
28, 29-圖2/2參照



1746-434A-0100

KEY	PART CODE	DESCRIPTION	S P C	TYPE OF MODEL		I T C	C O L	G R P	REMARKS
				TG5395 FH	TG5475 FH				
1	1729-434-001-30	CASE/FINAL/LH	*	1					
2	1650-434-003-00	PLUG/SEAL/65	*	1					
3	V721-103-111-00	O-RING/1A,G110	*	1					
4	V201-361-404-00	BOLT/M14X40/7T	*	2					
5	V304-460-014-00	NUT/M14/7T	*	2					
6	V401-160-014-00	WASHER,SP/M14	*	4					
7	V523-101-002-40	PIN,ST,B/10X24	*	1					
8	1729-434-002-30	CASE/FINAL/RH	*	1					
9	1650-434-003-00	PLUG/SEAL/65	*	1					
10	V721-103-111-00	O-RING/1A,G110	*	1					
11	1518-306-200-10	CAP,OIL/A	*	1					
12	1518-306-203-10	PACKING	*	1					
13	1674-501-001-00	SPACER/28X38X53	*	1					
14	V201-361-404-00	BOLT/M14X40/7T	*	2					
15	V304-460-014-00	NUT/M14/7T	*	2					
16	V401-160-014-00	WASHER,SP/M14	*	4					
17	V523-101-002-40	PIN,ST,B/10X24	*	1					
18	1650-434-004-20	GEAR/BEVEL/11	*	2					
19	1729-202-008-00	BEARING/BALL	*	2					
20	V707-140-080-00	RING,SNAP/R80	*	2					
21	1650-434-005-20	GEAR/BEVEL/17	*	2					
22	1560-206-003-00	BEARING/BALL	*	2					
23	1729-434-005-10	SEAL/OIL ASSY	*	2 154					
23A	1729-434-005-20	SEAL/OIL ASSY	*	2 155		1			
24	V600-110-601-30	BEARING,RB/6013	*	2					
25	V600-110-601-00	BEARING,RB/6010	*	2					
26	V706-140-050-00	RING,SNAP/S50	*	2					
27	V707-140-080-00	RING,SNAP/R80	*	2					
28	1742-434-002-30	CASE/FINAL/LH	*	1					
29	1650-434-015-00	PLUG/SEAL/72X08	*	1					

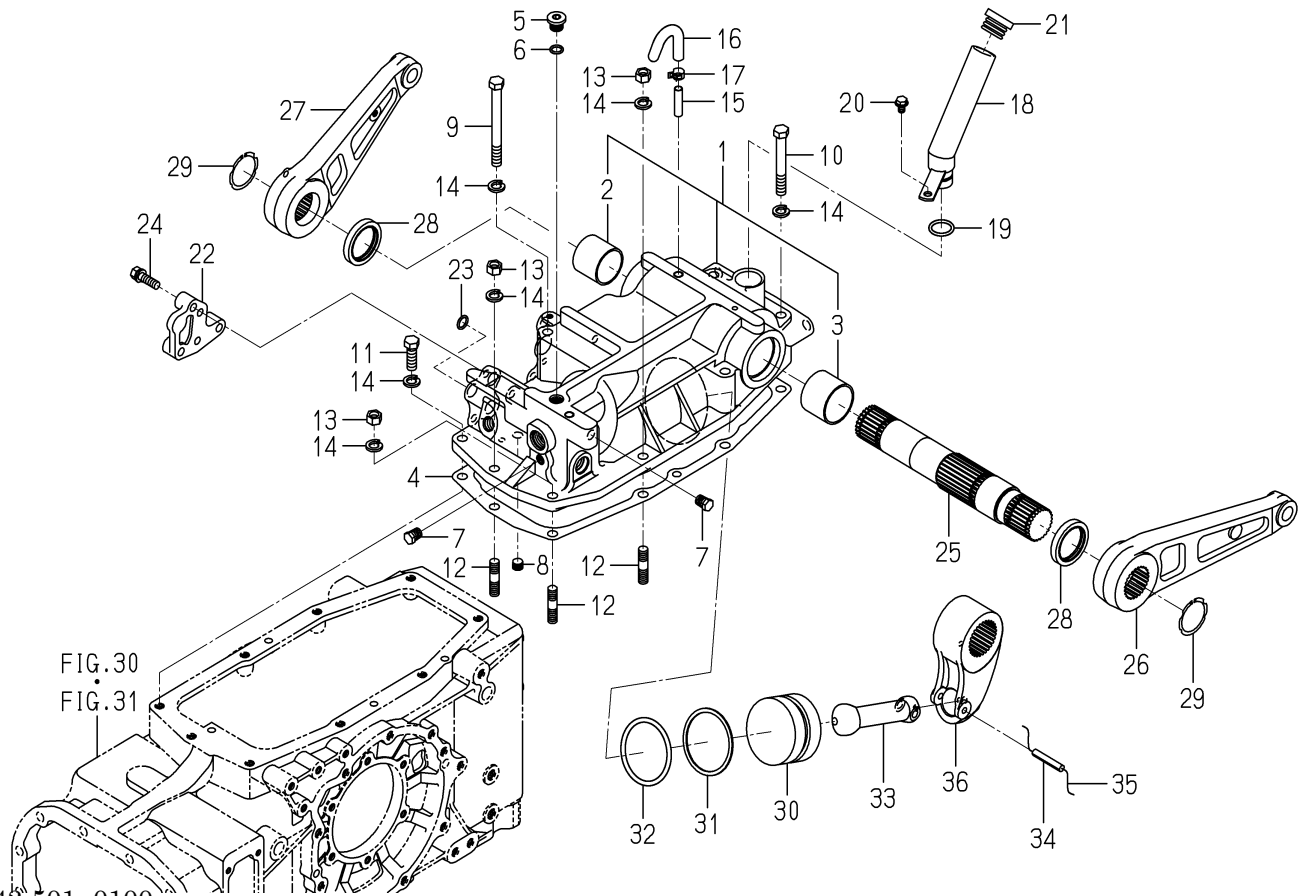
FIG. 71 ROD(TIE)SYSTEM(TG5395)



1742-436-0100

KEY	PART CODE	DESCRIPTION	S P C	TYPE OF MODEL		I T C	C O L	G R P	REMARKS
				TG5395 FH	TG5475 FH				
1	1742-436-001-10	ROD/TIE	*	1					
2	1421-400-054-30	RODEND/L/R ASSY	*	1 -111					
2A	1421-400-054-40	JOINT/BALL/LH ASSY	*	1 -202		1			
2B	1421-400-054-50	JOINT/BALL/LH ASSY	*	1 203-		3			
3	1404-402-001-00	COVER,DUST	*	1 -127					
4	1421-403-003-00	NUT,SLOTTED/M12P1.25	*	1 -127					
5	V500-163-002-00	PIN,SPLIT/3X20	*	1 -127					
6	1404-402-005-00	NIPPLE,GREASE	*	1 -127					
7	1421-400-055-20	RODEND/R/L ASSY	*	1 -111					
7A	1421-400-055-30	JOINT/BALL/RH ASSY	*	1 -202		1			
7B	1421-400-055-40	JOINT/BALL/RH ASSY	*	1 203-		3			
8	1404-402-001-00	COVER,DUST	*	1 -127					
9	1421-403-003-00	NUT,SLOTTED/M12P1.25	*	1 -127					
10	V500-163-002-00	PIN,SPLIT/3X20	*	1 -127					
11	1404-402-005-00	NIPPLE,GREASE	*	1 -127					
12	V328-262-112-00	NUT,CASTLE/M12 P1.25	*	2 293-					
13	V500-163-002-50	PIN,SPLIT/3X25	*	2 293-					
14	1421-403-001-00	NUT	*	1					
15	1421-403-002-00	NUT,LH THREAD/M17	*	1					
16	V401-160-012-00	WASHER,SP/M12	*	2					

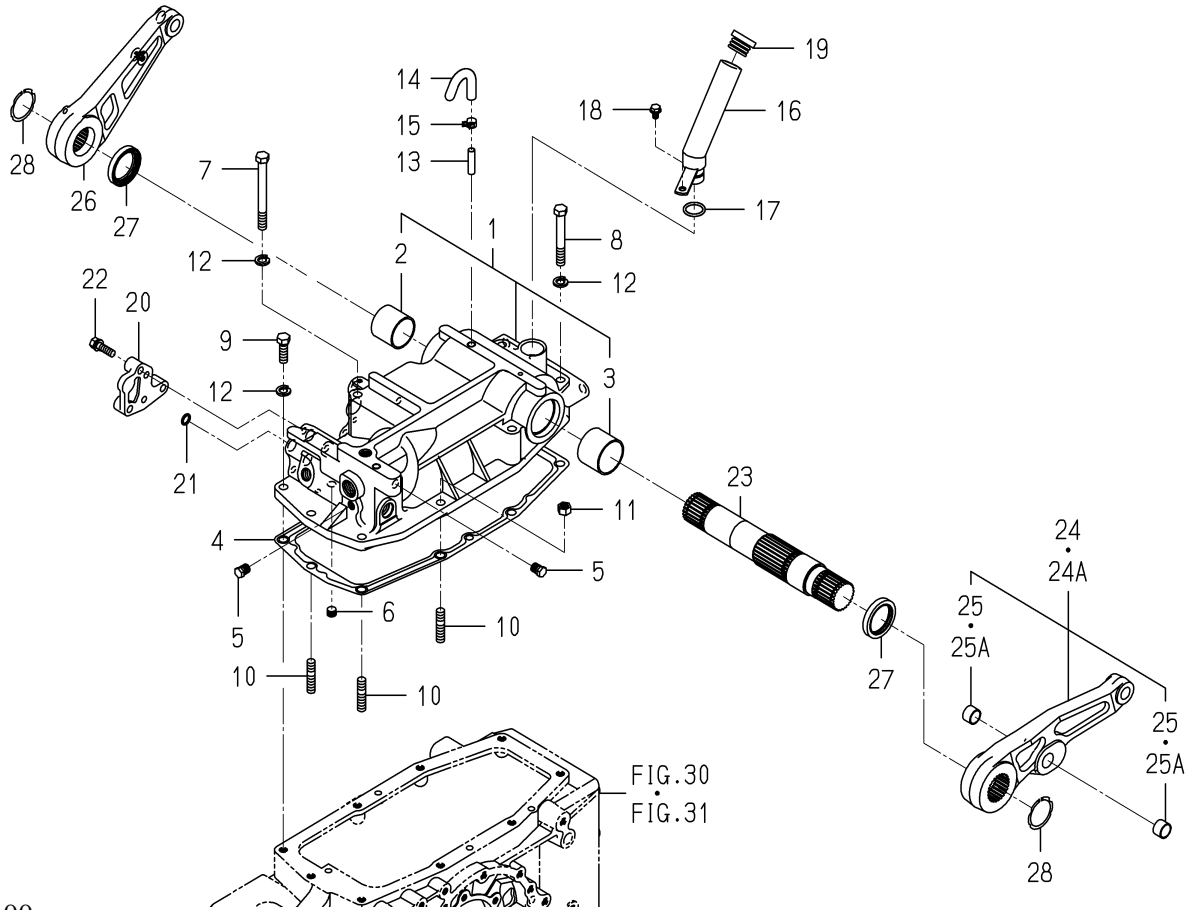
FIG. 73 CASE(CYLINDER)SYSTEM(TG5395)



1742-501-0100

KEY	PART CODE	DESCRIPTION	S P C	TYPE OF MODEL		I T C	C O L	G R P	REMARKS
				TG5395 FH	TG5475 FH				
1	1742-501-200-00	CASE/CYLINDER ASSY	*	1					
2	1560-501-202-00	BUSH/45X50X42	*	1					
3	1560-501-203-00	BUSH/50X55X42	*	1					
4	1729-501-008-10	GASKET/CASE/CYLINDER	*	1					
5	K510-001-029-00	PLUG(G3/8)	*	1					
6	V720-112-401-40	O-RING/1B,P14	*	1					
7	V782-160-000-4T	PLUG/SCREW/SEAL	*	2					
8	V780-140-000-4T	PLUG/SCREW/SEAL	*	1					
9	V201-361-212-00	BOLT/M12X120/7T	*	1					
10	V201-361-209-00	BOLT/M12X90/7T	*	4					
11	V201-361-203-50	BOLT/M12X35/7T	*	1					
12	V251-341-203-20	STUD/M12X32/7T	*	3					
13	V304-460-012-00	NUT/M12/7T	*	3					
14	V401-160-012-00	WASHER,SP/M12	*	9					
15	1544-120-008-10	PIPE,BREATHER	*	1					
16	1716-501-006-10	HOSE/BREATHER	*	1					
17	J062-138-148-00	CLIP/HOSE/13.8-14.8	*	1					
18	1742-501-210-10	PIPE/FILLER/OIL COMP	*	1					
19	V720-113-502-60	O-RING/1B,P26,HS90	*	1					
20	V231-360-801-20	FLANGE BOLT/M8X12	*	1					
21	3676-356-001-00	CAP/OIL(30)	*	1					
22	1614-501-003-10	COVER	*	1					
23	V720-112-401-40	O-RING/1B,P14	*	3					
24	V211-261-003-50	BOLT,S/M10X35	*	3					
25	1744-501-003-00	BAR	*	1					
26	1729-501-001-00	ARM/LIFT/LH	*	1					
27	1729-501-002-00	ARM/LIFT/RH	*	1					
28	V744-145-600-90	SEAL,OIL/TC45609	*	2					
29	V706-140-045-00	RING,SNAP/S45	*	2					
30	1650-501-007-00	PISTON	*	1					

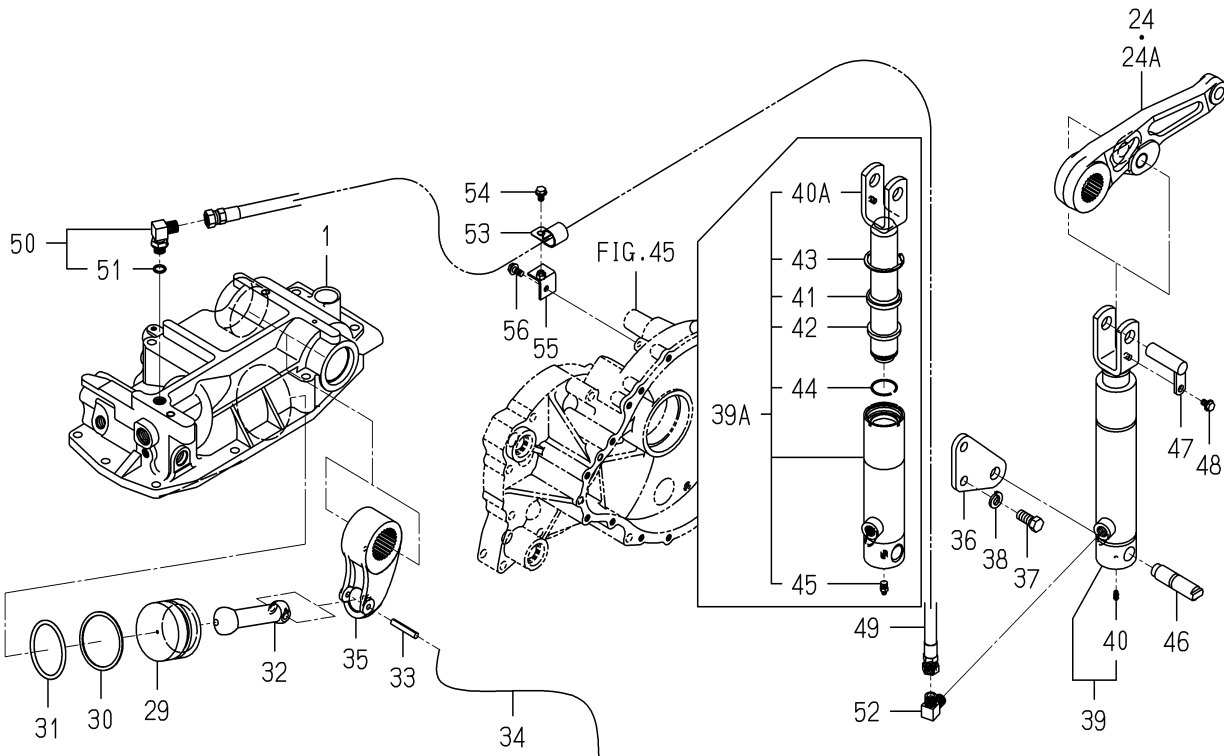
FIG. 74 CASE(CYLINDER)SYSTEM(TG5475)(1/2)



1744-501-0100

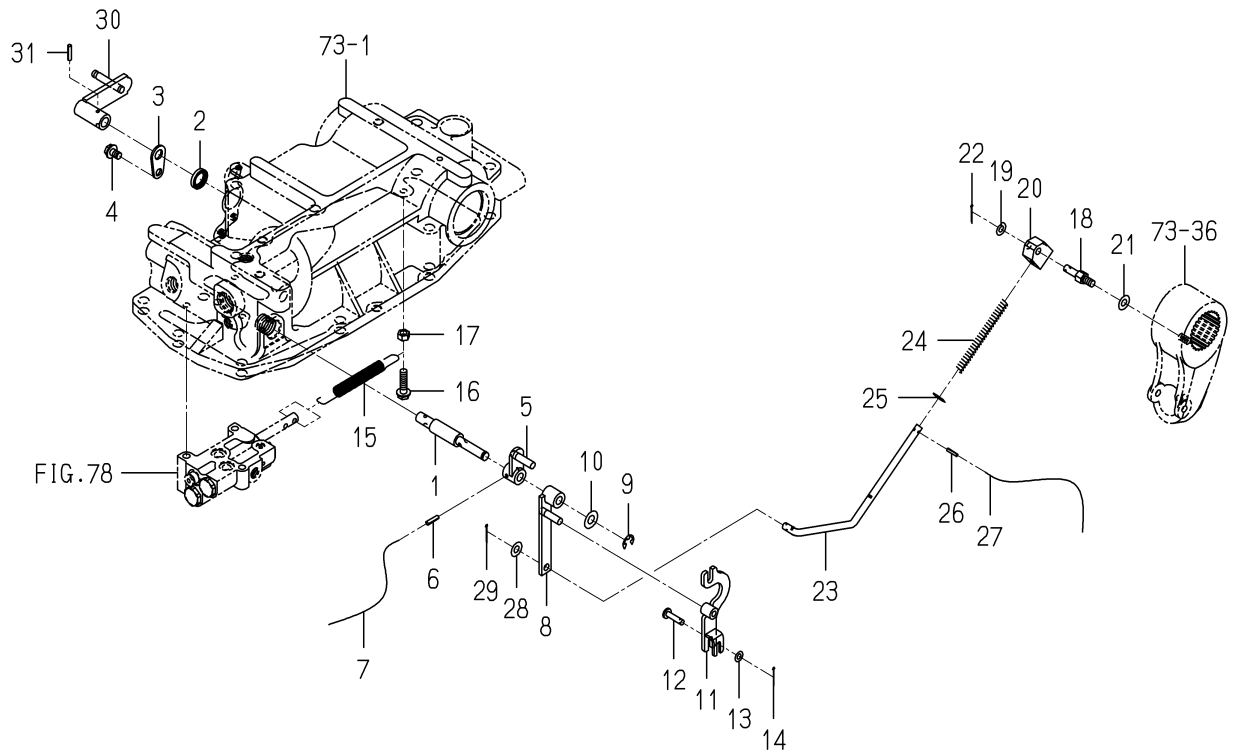
KEY	PART CODE	DESCRIPTION	S P C	TYPE OF MODEL		I T C	C O L	G R P	REMARKS
				TG5395 FH	TG5475 FH				
1	1742-501-200-00	CASE/CYLINDER ASSY	*		1				
2	1560-501-202-00	BUSH/45X50X42	*		1				
3	1560-501-203-00	BUSH/50X55X42	*		1				
4	1729-501-008-10	GASKET/CASE/CYLINDER	*		1				
5	V782-160-000-4T	PLUG/SCREW/SEAL	*		2				
6	V780-140-000-4T	PLUG/SCREW/SEAL	*		1				
7	V201-361-212-00	BOLT/M12X120/7T	*		1				
8	V201-361-209-00	BOLT/M12X90/7T	*		4				
9	V201-361-203-50	BOLT/M12X35/7T	*		1				
10	V251-341-203-20	STUD/M12X32/7T	*		3				
11	V304-460-012-00	NUT/M12/7T	*		3				
12	V401-160-012-00	WASHER,SP/M12	*		9				
13	1544-120-008-10	PIPE,BREATHER	*		1				
14	1716-501-006-10	HOSE/BREATHER	*		1				
15	J062-138-148-00	CLIP/HOSE/13.8-14.8	*		1				
16	1742-501-210-10	PIPE/FILLER/OIL COMP	*		1				
17	V720-113-502-60	O-RING/1B,P26,HS90	*		1				
18	V231-360-801-20	FLANGE BOLT/M8X12	*		1				
19	3676-356-001-00	CAP/OIL(30)	*		1				
20	1614-501-003-10	COVER	*		1				
21	V720-112-401-40	O-RING/1B,P14	*		3				
22	V211-261-003-50	BOLT,S/M10X35	*		3				
23	1744-501-003-00	BAR	*		1				
24	1744-501-220-00	ARM/LIFT/LH/SUB ASSY	*		1				
24A	1744-501-220-10	ARM/LIFT/LH/SUB ASSY	*		110-1	1			
25	1734-501-222-00	BUSH/20X23X15	*		111-2				
25A	1734-501-222-10	BUSH/20X23X15	*		110-2	1			
26	1729-501-002-00	ARM/LIFT/RH	*		111-1				
27	V744-145-600-90	SEAL,OIL/TC45609	*		2				
28	V706-140-045-00	RING,SNAP/S45	*		2				

FIG. 74 CASE(CYLINDER)SYSTEM(TG5475)(2/2)



1744-501-0100

KEY	PART CODE	DESCRIPTION	S P C	TYPE OF MODEL		I T C	C O L	G R P	REMARKS
				TG5395 FH	TG5475 FH				
29	1650-501-007-00	PISTON	*		1				
30	1564-507-004-10	RING	*		1				
31	V720-115-707-50	O-RING/1B,P75	*		1				
32	1729-501-005-00	ROD	*		1				
33	V580-140-805-00	PIN,SPRING/8X50 W	*		1				
34		WIRE	*		1				
35	1729-501-004-00	CRANK/LIFT	*		1				
36	1744-501-001-00	PLATE	*		1				
37	V201-361-403-00	BOLT/M14X30/7T	*		2				
38	V401-160-014-00	WASHER,SP/M14	*		2				
39	K182-087-000-10	CYLINDER ASSY	*		1				
39A	K182-109-000-00	CYLINDER/109 ASSY	*		72-1				
40	V760-150-000-00	NIPPLE,GREASE	*		72-1				
40A	K182-109-200-00	PISTON/ROD/109 COMP	*		72-1				
41	K182-108-002-00	SEAL/DUST/DKBI/40	*		72-1				
42	K185-056-302-00	PACKING. ROD	*		72-1				
43	V707-140-055-00	RING,SNAP/R55	*		72-1				
44	K182-005-002-00	STOPPER,PISTON	*		72-1				
45	V761-150-000-00	NIPPLE/GREASE	*		72-1				
46	1744-501-002-00	PIN/22X89	*		1				
47	1734-501-230-10	PIN COMP	*		1				
48	V231-360-801-60	FLANGE BOLT/M8X16	*		1				
49	1744-501-200-00	HOSE/700 ASSY	*		1				
50	1689-502-250-00	ADAPTER/L/G3/8 ASSY	*		1				
51	V720-112-401-40	O-RING/1B,P14	*		1				
52	3768-185-015-20	ADAPTER/90	*		1				
53	1440-105-006-00	CLAMP/23	*		1				
54	V231-360-801-60	FLANGE BOLT/M8X16	*		1				
55	1744-501-210-00	STAY/HOSE COMP	*		1				
56	V231-360-801-60	FLANGE BOLT/M8X16	*		1				

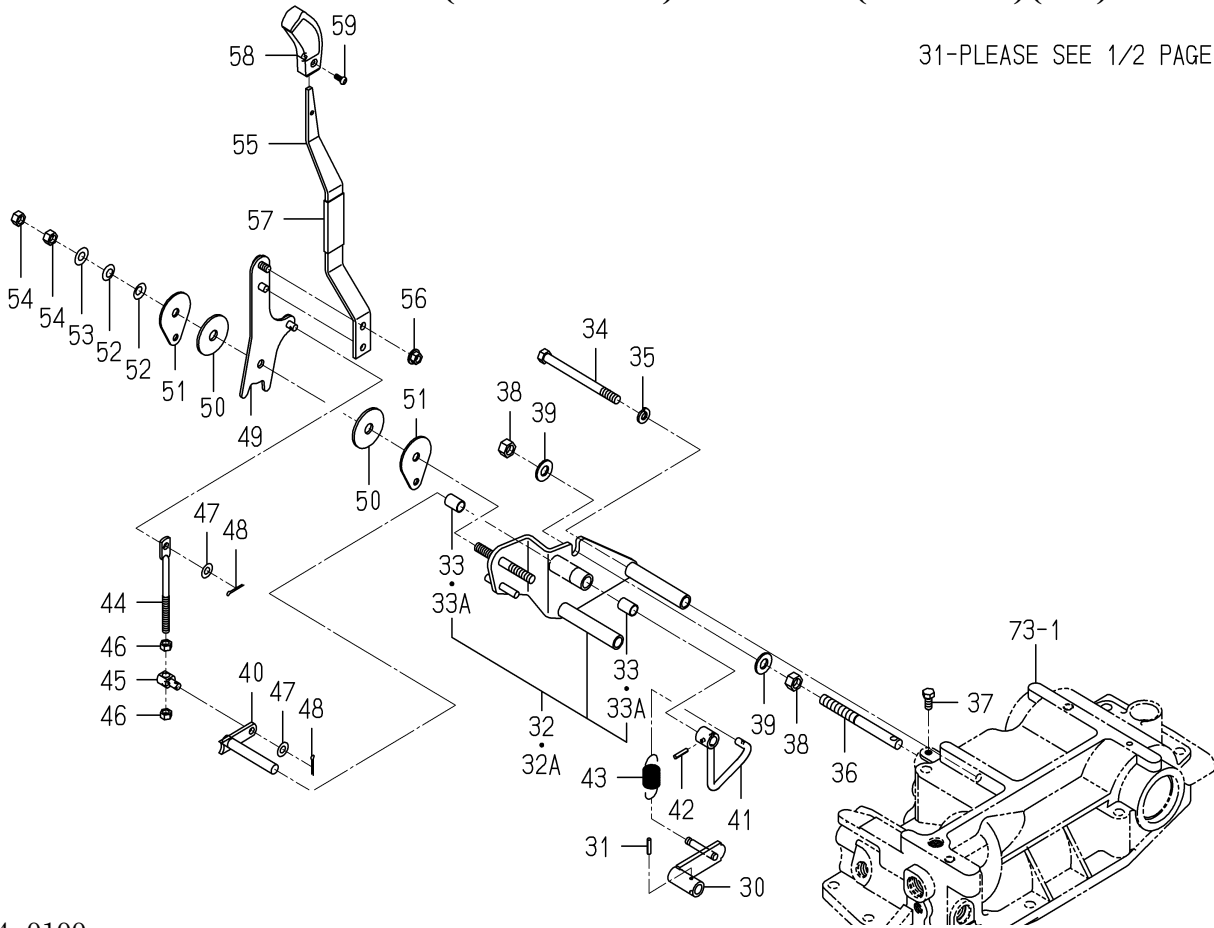


1742-504-0100

KEY	PART CODE	DESCRIPTION	S P C	TYPE OF MODEL		I T C	C O L	G R P	REMARKS
				TG5395 FH	TG5475 FH				
1	1742-504-001-00	PIN/10X113	*	1					
2	V742-116-240-40	SEAL,OIL/VC16244	*	1					
3	1421-507-007-00	STOPPER	*	1					
4	V231-360-801-20	FLANGE BOLT/M8X12	*	1					
5	1742-504-200-00	ARM COMP	*	1					
6	V580-140-401-80	PIN,SPRING/4X18 W	*	1					
7		WIRE	*	1					
8	1742-504-210-00	ARM COMP	*	1					
9	V710-140-008-00	RING,SNAP/8 E	*	1					
10	V411-260-010-00	WASHER,PL/M10	*	1					
11	1560-509-340-00	ARM	*	1					
12	1742-504-003-00	PIN/06X25	*	1					
13	V411-260-006-00	WASHER,PL/M6	*	1					
14	V500-162-002-00	PIN,SPLIT/2X20	*	1					
15	1560-507-002-40	SPRING	*	1					
16	V231-360-803-00	FLANGE BOLT/M8X30	*	1					
17	V304-260-008-00	NUT/M8	*	1					
18	1560-505-004-00	PIN/12X45	*	1					
19	V401-160-008-00	WASHER,SP/M8	*	1					
20	1560-509-004-50	RING	*	1					
21	V411-260-008-00	WASHER,PL/M8	*	1					
22	V500-162-002-00	PIN,SPLIT/2X20	*	1					
23	1742-504-007-00	ROD	*	1					
24	1560-509-005-30	SPRING	*	1					
25	V411-260-008-00	WASHER,PL/M8	*	1					
26	V580-140-301-60	PIN,SPRING/3X16 W	*	1					
27		WIRE	*	1					
28	V411-260-008-00	WASHER,PL/M8	*	2					
29	V500-162-002-00	PIN,SPLIT/2X20	*	1					
30	1742-504-230-00	ARM COMP	*	1					

FIG. 75 CONTROL(POSITION)SYSTEM(TG5395)(2/2)

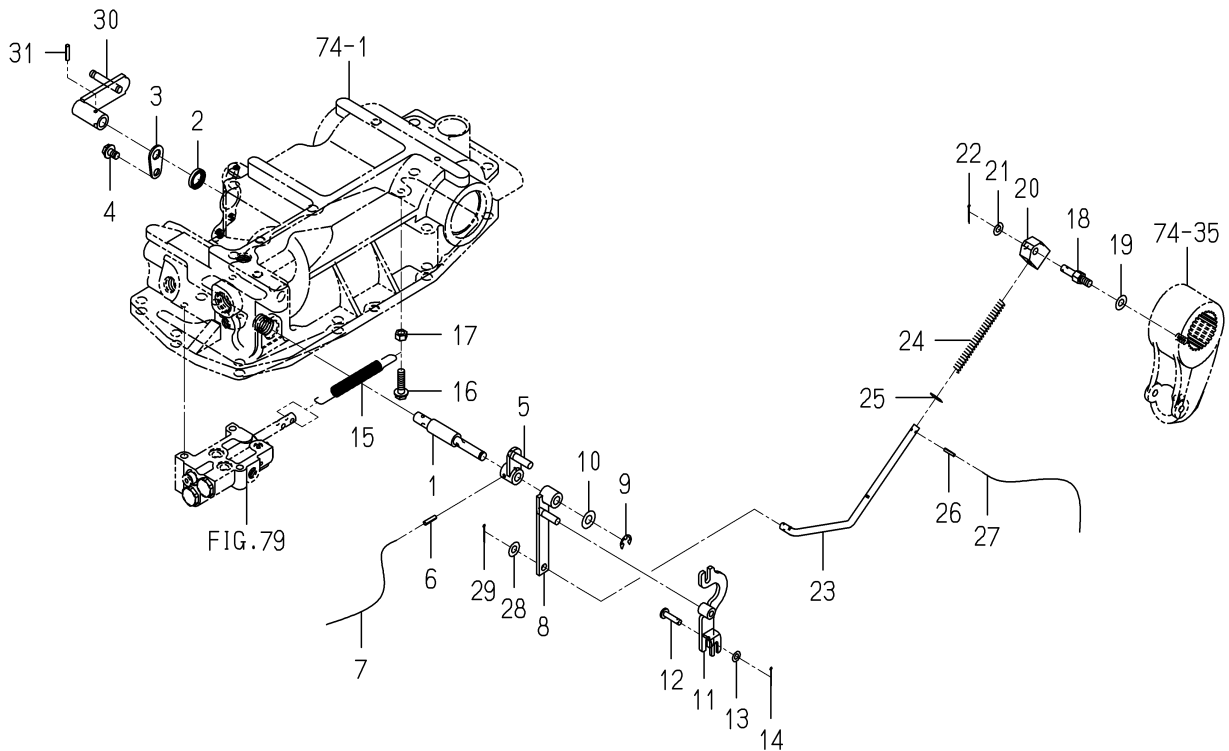
31-PLEASE SEE 1/2 PAGE



1742-504 -0100

KEY	PART CODE	DESCRIPTION	S P C	TYPE OF MODEL		I T C	C O L	G R P	REMARKS
				TG5395 FH	TG5475 FH				
31	V 580-140-402-00	PIN,SPRING/4X20 W	*	1					
32	1742-504-270-00	BRACKET ASSY	*	1 -203					
32A	1742-504-270-10	BRACKET ASSY	*	1 204-		1			
33	1560-511-015-00	BUSH/12X14X20	*	2 -203					
33A	1560-511-015-10	BUSH/12X14X20	*	2 204-		1			
34	V 201-261-012-00	BOLT/M10X120	*	2					
35	V 401-160-010-00	WASHER,SP/M10	*	2					
36	1742-504-008-00	PIN/12X128	*	1					
37	1729-266-035-00	BOLT/SM/M08X20	*	1					
38	V 305-260-012-00	NUT/M12	*	2					
39	V 411-260-012-00	WASHER,PL/M12	*	2					
40	1742-504-250-00	ARM COMP	*	1					
41	1723-511-200-00	ARM COMP	*	1					
42	V 580-140-402-00	PIN,SPRING/4X20 W	*	1					
43	1560-511-006-50	SPRING	*	1					
44	1742-504-004-00	ROD/M08X120	*	1					
45	1673-565-003-00	PIN	*	1					
46	V 304-260-008-00	NUT/M8	*	2					
47	V 411-260-008-00	WASHER,PL/M8	*	2					
48	V 500-163-002-00	PIN,SPLIT/3X20	*	2					
49	1742-504-260-00	LEVER/PLATE COMP	*	1					
50	1600-505-007-10	LINING/13X50X03	*	2					
51	1560-511-012-00	PLATE	*	2					
52	1614-505-004-00	SPRING/WASHER	*	2					
53	V 411-260-010-00	WASHER,PL/M10	*	1					
54	V 335-260-010-00	NUT/M10,P=1.25	*	2					
55	1742-504-005-30	LEVER/PLATE	*	1					
56	V 362-260-008-00	NUT/WASHER/M8	*	1					
57	1614-262-006-00	INSULATOR/LEVER/SUB	*	1					
58	1614-505-007-00	GRIP/03X17X97	*	1					

FIG. 76 CONTROL(POSITION)SYSTEM(TG5475)(1/2)

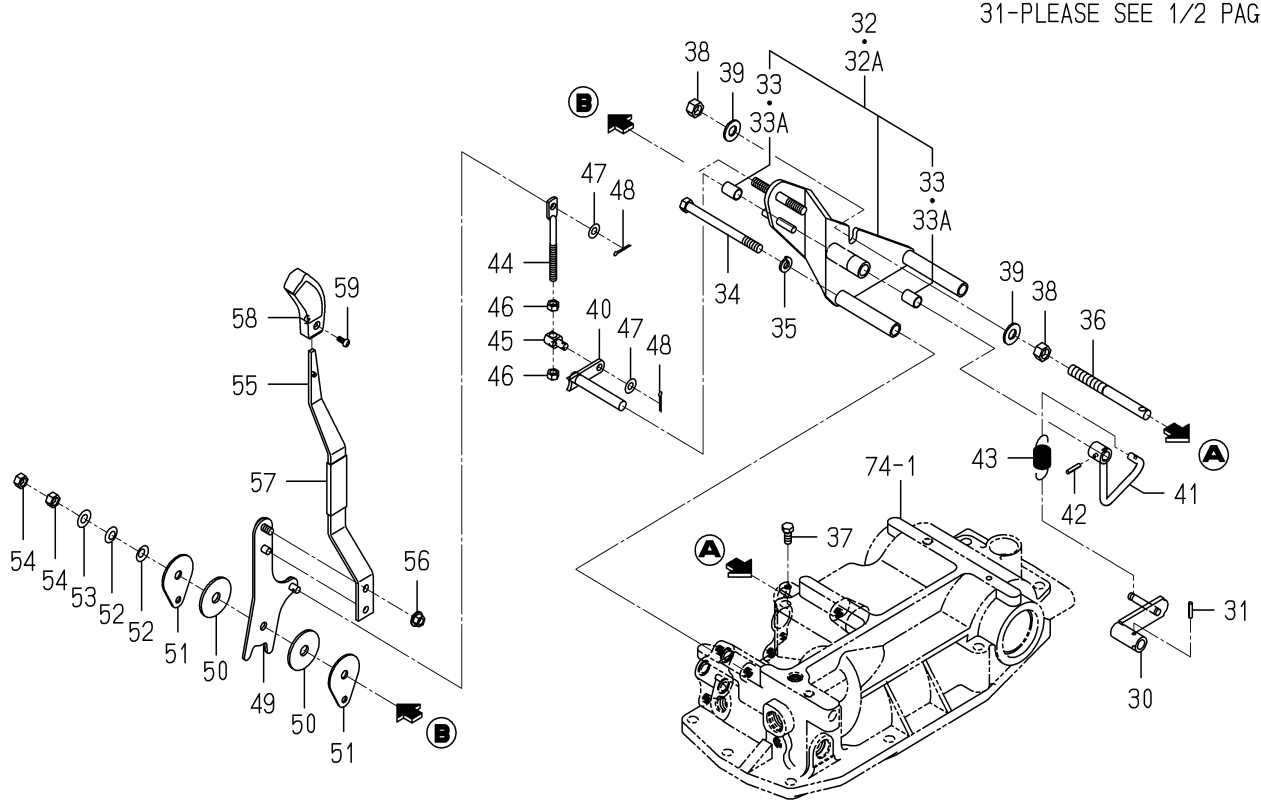


1744-504 -0100

KEY	PART CODE	DESCRIPTION	S P C	TYPE OF MODEL		I T C	C O L	G R P	REMARKS
				TG5395 FH	TG5475 FH				
1	1742-504-001-00	PIN/10X113	*		1				
2	V742-116-240-40	SEAL,OIL/VC16244	*		1				
3	1421-507-007-00	STOPPER	*		1				
4	V231-360-801-20	FLANGE BOLT/M8X12	*		1				
5	1742-504-200-00	ARM COMP	*		1				
6	V580-140-401-80	PIN,SPRING/4X18 W	*		1				
7		WIRE	*		1				
8	1742-504-210-00	ARM COMP	*		1				
9	V710-140-008-00	RING,SNAP/8 E	*		1				
10	V411-260-010-00	WASHER,PL/M10	*		1				
11	1560-509-340-00	ARM	*		1				
12	1742-504-003-00	PIN/06X25	*		1				
13	V411-260-006-00	WASHER,PL/M6	*		1				
14	V500-162-002-00	PIN,SPLIT/2X20	*		1				
15	1560-507-002-40	SPRING	*		1				
16	V231-360-803-00	FLANGE BOLT/M8X30	*		1				
17	V304-260-008-00	NUT/M8	*		1				
18	1560-505-004-00	PIN/12X45	*		1				
19	V401-160-008-00	WASHER,SP/M8	*		1				
20	1560-509-004-50	RING	*		1				
21	V411-260-008-00	WASHER,PL/M8	*		1				
22	V500-162-002-00	PIN,SPLIT/2X20	*		1				
23	1742-504-007-00	ROD	*		1				
24	1560-509-005-30	SPRING	*		1				
25	V411-260-008-00	WASHER,PL/M8	*		1				
26	V580-140-301-60	PIN,SPRING/3X16 W	*		1				
27		WIRE	*		1				
28	V411-260-008-00	WASHER,PL/M8	*		2				
29	V500-162-002-00	PIN,SPLIT/2X20	*		1				
30	1742-504-230-00	ARM COMP	*		1				

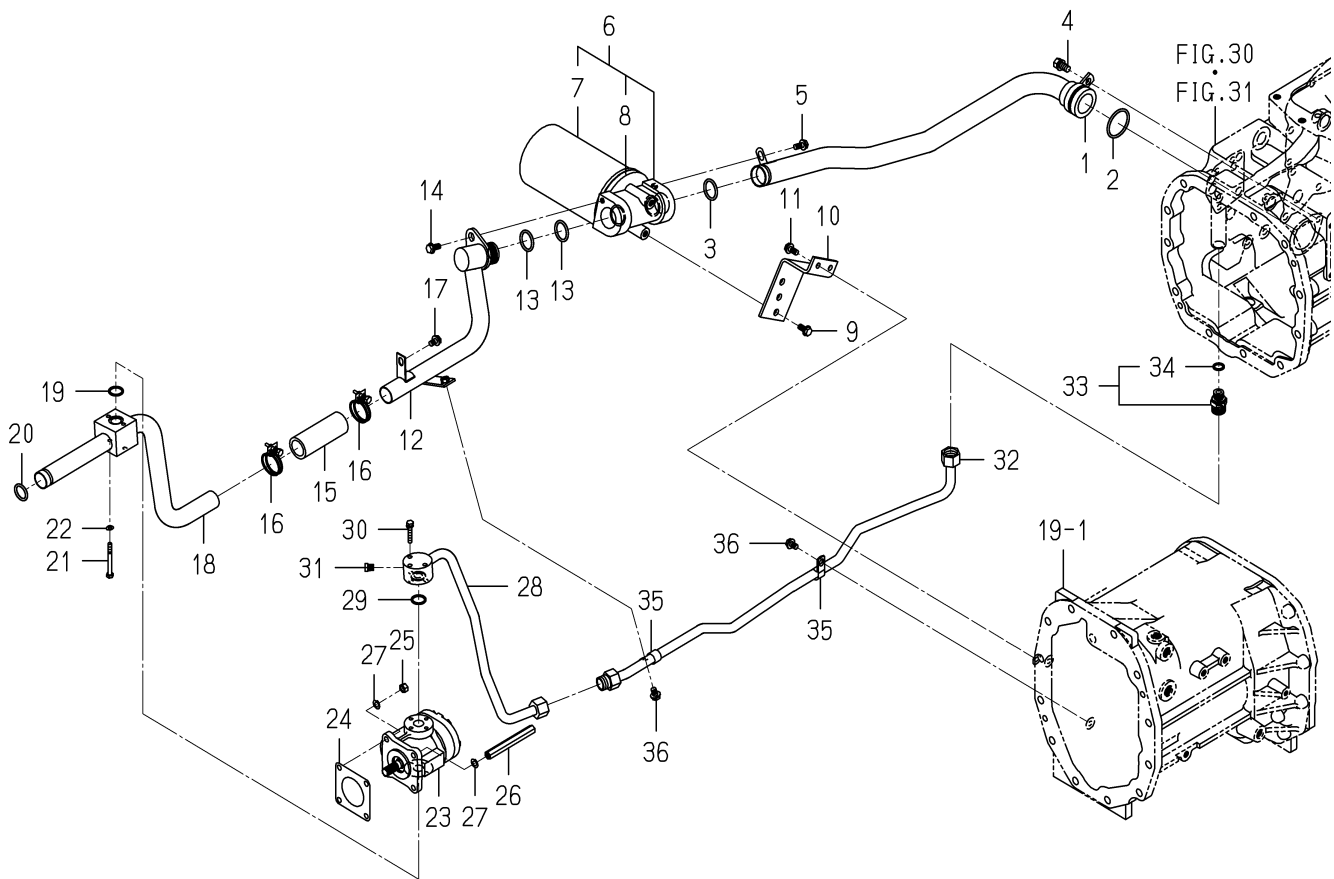
FIG. 76 CONTROL(POSITION)SYSTEM(TG5475)(2/2)

31-PLEASE SEE 1/2 PAGE



1744-504-0100

KEY	PART CODE	DESCRIPTION	S P C	TYPE OF MODEL		I T C	C O L	G R P	REMARKS
				TG5395 FH	TG5475 FH				
31	V580-140-402-00	PIN,SPRING/4X20 W	*		1				
32	1744-504-210-00	BRACKET ASSY	*		1 -110				
32A	1744-504-210-10	BRACKET ASSY	*		1 111-	1			
33	1560-511-015-00	BUSH/12X14X20	*		2 -110				
33A	1560-511-015-10	BUSH/12X14X20	*		2 111-	1			
34	V201-261-012-00	BOLT/M10X120	*		2				
35	V401-160-010-00	WASHER,SP/M10	*		2				
36	1742-504-008-00	PIN/12X128	*		1				
37	1729-266-035-00	BOLT/SM/M08X20	*		1				
38	V305-260-012-00	NUT/M12	*		2				
39	V411-260-012-00	WASHER,PL/M12	*		2				
40	1742-504-250-00	ARM COMP	*		1				
41	1723-511-200-00	ARM COMP	*		1				
42	V580-140-402-00	PIN,SPRING/4X20 W	*		1				
43	1560-511-006-50	SPRING	*		1				
44	1744-504-001-00	ROD/M08X180	*		1				
45	1673-565-003-00	PIN	*		1				
46	V304-260-008-00	NUT/M8	*		2				
47	V411-260-008-00	WASHER,PL/M8	*		2				
48	V500-163-002-00	PIN,SPLIT/3X20	*		2				
49	1742-504-260-00	LEVER/PLATE COMP	*		1				
50	1600-505-007-10	LINING/13X50X03	*		2				
51	1560-511-012-00	PLATE	*		2				
52	1614-505-004-00	SPRING/WASHER	*		2				
53	V411-260-010-00	WASHER,PL/M10	*		1				
54	V335-260-010-00	NUT/M10,P=1.25	*		2				
55	1742-504-005-30	LEVER/PLATE	*		1				
56	V362-260-008-00	NUT/WASHER/M8	*		1				
57	1614-262-006-00	INSULATOR/LEVER/SUB	*		1				
58	1614-505-007-00	GRIP/03X17X97	*		1				

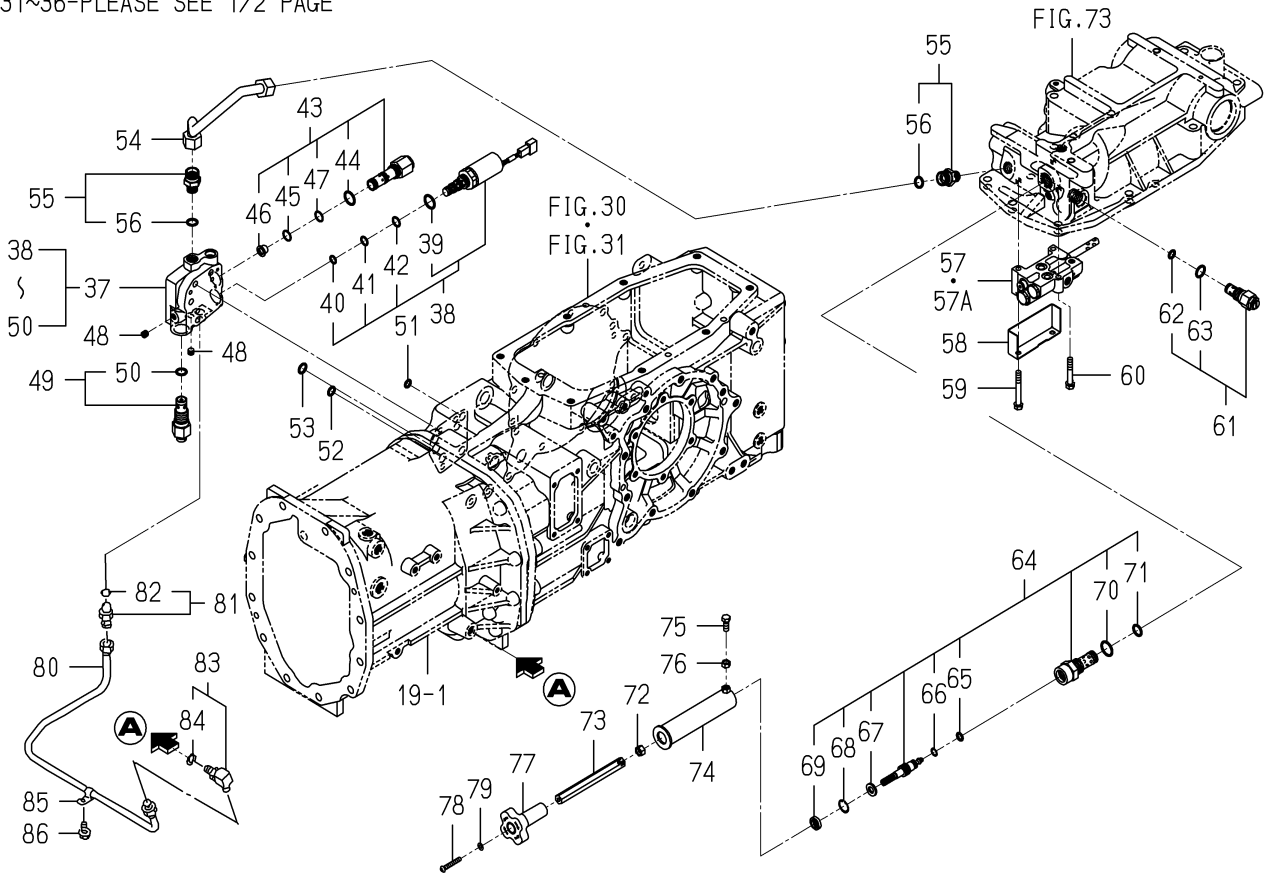
FIG. 78 PIPING(MAIN)SYSTEM(TG5395)(1/2)

1747-508F-0100

KEY	PART CODE	DESCRIPTION	S P C	TYPE OF MODEL		I T C	C O L	G R P	REMARKS
				TG5395 FH	TG5475 FH				
1	1747-508-530-00	PIPE/SUC/REAR COMP	*	1					
2	V720-113-504-40	O-RING/1B,P44	*	1					
3	V720-103-502-80	O-RING/1A,P28	*	1					
4	V211-261-002-00	BOLT,S/M10X20	*	1					
5	V231-360-801-20	FLANGE BOLT/M8X12	*	1					
6	1759-508-400-00	FILTER/SUCTION/20	*	1					
7	1759-508-402-00	CARTRIDGE/20	*	1					
8	1719-508-793-00	PACKING	*	1					
9	V231-361-002-50	FLANGE BOLT/M10X25	*	2					
10	1747-508-051-00	BRACKET/FILTER/H	*	1					
11	V231-360-801-60	FLANGE BOLT/M8X16	*	2					
12	1742-508-340-10	PIPE/SUC/MID COMP	*	1					
13	V720-103-502-80	O-RING/1A,P28	*	2					
14	V231-360-801-60	FLANGE BOLT/M8X16	*	1					
15	1729-508-011-00	HOSE/100	*	1					
16	J061-232-040-00	CLAMP/WIRE/32-40	*	2					
17	V231-360-801-20	FLANGE BOLT/M8X12	*	1					
18	1747-508-200-10	PIPE/SUC/FRONT COMP	*	1					
19	V720-112-402-00	O-RING/1B,P20	*	1					
20	1729-508-006-00	RING/O	*	1					
21	V200-360-606-00	BOLT/M6X60/7T	*	2					
22	V401-160-006-00	WASHER,SP/M6	*	2					
23	K135-028-000-00	PUMP/GEAR ASSY	*	1					FIG 192
24	1404-503-006-00	PACKING,OIL PUMP	*	1					
25	V304-260-008-00	NUT/M8	*	3					
26	1723-508-002-00	NUT/M08	*	1					
27	V401-160-008-00	WASHER,SP/M8	*	4					
28	1746-508-210-20	PIPE/DEL/FRONT COMP	*	1					
29	V720-112-402-00	O-RING/1B,P20	*	1					
30	V210-560-604-00	BOLT,S/M6X40/7T	*	3					

FIG. 78 PIPING(MAIN)SYSTEM(TG5395)(2/2)

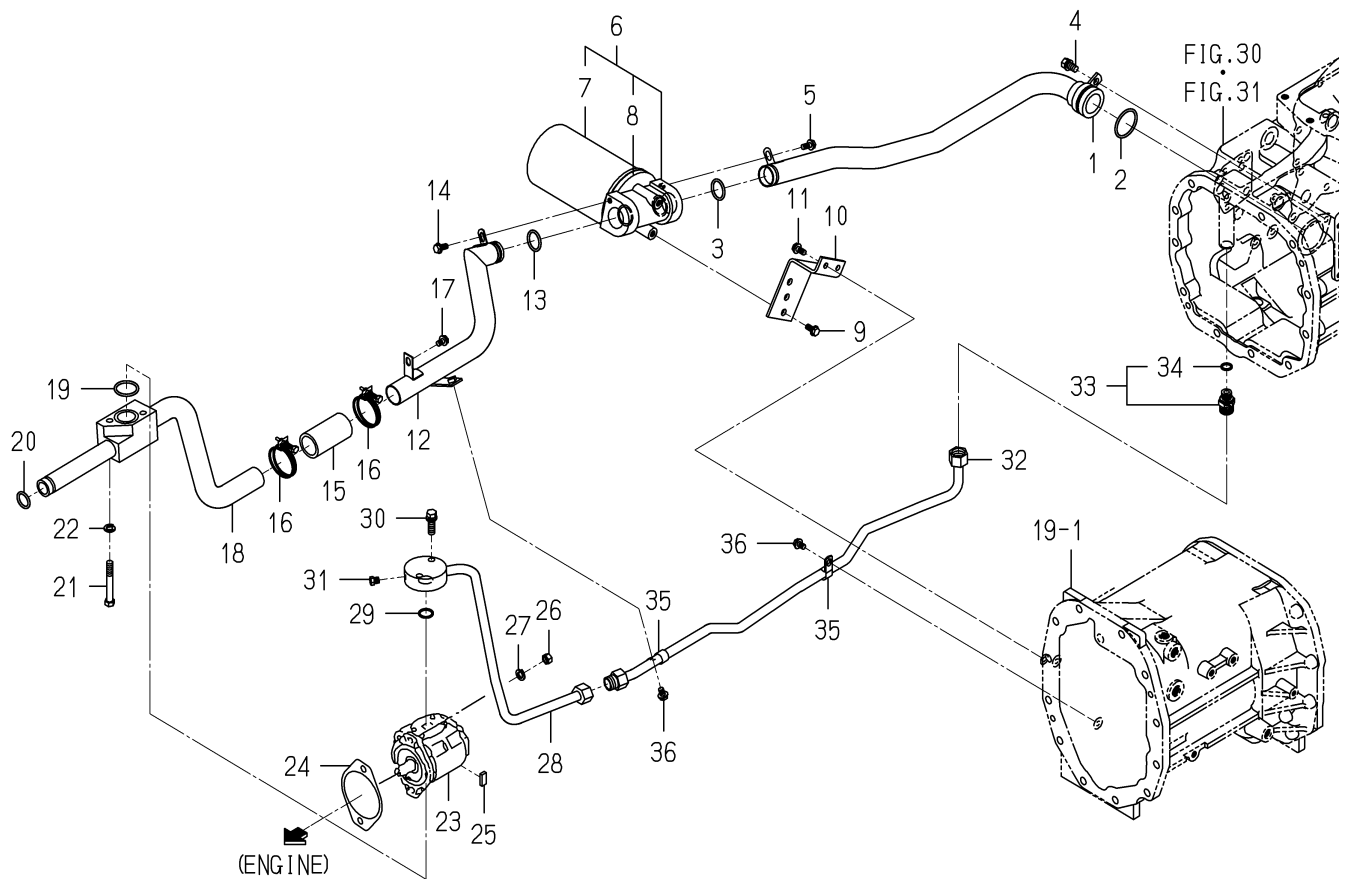
31~36-PLEASE SEE 1/2 PAGE



1747-508F-0100

KEY	PART CODE	DESCRIPTION	S P C	TYPE OF MODEL		I T C	C O L	G R P	REMARKS
				TG5395 FH	TG5475 FH				
31	V782-160-000-2T	PLUG/SCREW/SEAL	*	1					
32	1742-508-310-20	PIPE/DEL/MID COMP	*	1					
33	1729-508-290-20	ADAPTER/G3/8 ASSY	*	1					
34	V720-112-401-40	O-RING/1B,P14	*	1					
35	1675-508-003-00	HOLDER/15	*	2					
36	V231-360-801-20	FLANGEBOLT/M8X12	*	2					
37	K200-114-000-30	VALVE/INDEPENDENT	*	1					
38	K290-003-000-30	VALVE/PRV/B ASSY	*	1					
39	V720-112-402-00	O-RING/1B,P20	*	1					
40	K290-001-001-00	O-RING/AS568/013	*	1					
41	K290-001-002-00	O-RING/AS568/014	*	1					
42	K290-001-003-00	O-RING/AS568/015	*	1					
43	K200-114-100-10	VALVE/FLOW PRIORITY/	*	1					
44	V720-112-402-00	O-RING/1B,P20	*	1					
45	V723-111-501-60	O-RING/1B,S16	*	1					
46	1650-508-002-00	FILTER/LINE/12X18X15	*	1					
47	K211-066-103-00	RING/O/F404/1015	*	1					
48	V780-140-000-2T	PLUG/SCREW/SEAL	*	2					
49	K250-057-000-00	VALVE/RELIEF ASSY	*	1					
50	V720-112-402-00	O-RING/1B,P20	*	1					
51	V720-112-401-00	O-RING/1B,P10A	*	4					
52	V720-112-401-20	O-RING/1B,P12	*	1					
53	V720-112-401-40	O-RING/1B,P14	*	1					
54	1742-508-270-20	PIPE/DEL/REAR COMP	*	1					
55	1729-508-290-20	ADAPTER/G3/8 ASSY	*	2					
56	V720-112-401-40	O-RING/1B,P14	*	2					
57	K211-073-000-00	VALVE/CONTROL ASSY	*	1					FIG 193
57A	K211-107-000-00	VALVE/CONTROL/107	*	1					FIG 195
58	1742-508-009-00	COVER/VALVE	*	1					
59	V211-260-806-50	BOLT,S/M8X65	*	2					

FIG. 79 PIPING(MAIN)SYSTEM(TG5475)(1/2)

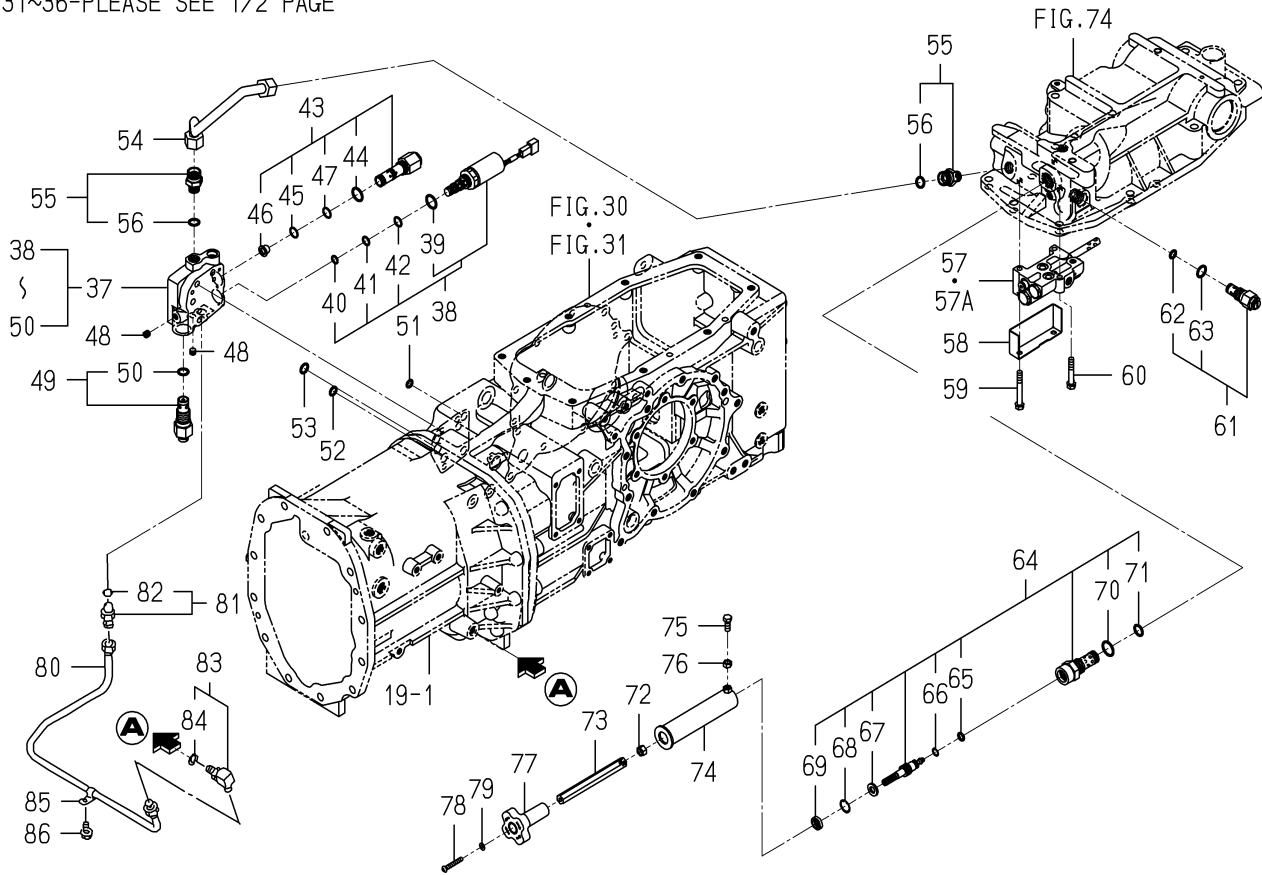


1748-508F-0100

KEY	PART CODE	DESCRIPTION	S P C	TYPE OF MODEL		I T C	C O L	G R P	REMARKS
				TG5395 FH	TG5475 FH				
1	1747-508-530-00	PIPE/SUC/REAR COMP	*		1				
2	V720-113-504-40	O-RING/1B,P44	*		1				
3	V720-103-502-80	O-RING/1A,P28	*		1				
4	V211-261-002-00	BOLT,S/M10X20	*		1				
5	V231-360-801-20	FLANGE BOLT/M8X12	*		1				
6	1759-508-400-00	FILTER/SUCTION/20	*		1				
7	1759-508-402-00	CARTRIDGE/20	*		1				
8	1719-508-793-00	PACKING	*		1				
9	V231-361-002-50	FLANGE BOLT/M10X25	*		2				
10	1747-508-051-00	BRACKET/FILTER/H	*		1				
11	V231-360-801-60	FLANGE BOLT/M8X16	*		2				
12	1742-508-220-30	PIPE/SUC/MID COMP	*		1				
13	V720-103-502-80	O-RING/1A,P28	*		1				
14	V231-360-801-20	FLANGE BOLT/M8X12	*		1				
15	1742-508-007-00	HOSE/80	*		1				
16	J061-236-044-00	CLAMP/WIRE/36-44	*		2				
17	V231-360-801-20	FLANGE BOLT/M8X12	*		1				
18	1744-508-220-10	PIPE/SUC/FRONT COMP	*		1				
19	V720-113-503-40	O-RING/1B,P34	*		1				
20	1729-508-006-00	RING/O	*		1				
21	V201-361-007-00	BOLT/M10X70/7T	*		2				
22	V401-160-010-00	WASHER,SP/M10	*		2				
23	1727-515-210-00	PUMP/GEAR ASSY	*		1				
24	1701-508-003-00	GASKET/PUMP	*		1				
25	1759-508-002-00	INSULATOR	*		1				
26	V304-260-010-00	NUT/M10	*		2				
27	V401-160-010-00	WASHER,SP/M10	*		2				
28	1744-508-240-20	PIPE/DEL/FRONT ASSY	*		1				
29	V720-112-402-00	O-RING/1B,P20	*		1				
30	V211-561-003-50	BOLT,S/M10X35/7T	*		2				

FIG. 79 PIPING(MAIN)SYSTEM(TG5475)(2/2)

31~36-PLEASE SEE 1/2 PAGE

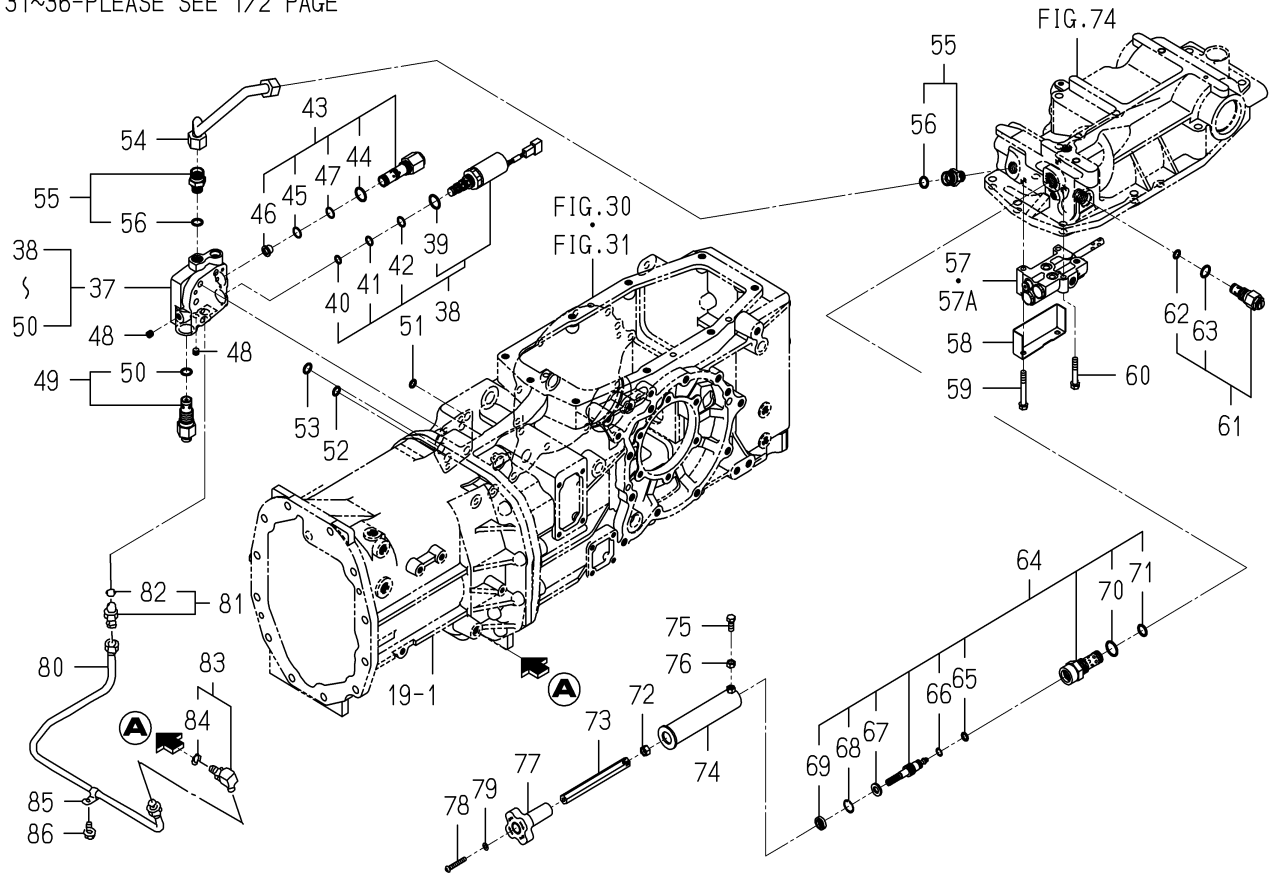


1748-508F-0100

KEY	PART CODE	DESCRIPTION	S P C	TYPE OF MODEL		I T C	C O L	G R P	REMARKS
				TG5395 FH	TG5475 FH				
31	V782-160-000-2T	PLUG/SCREW/SEAL	*		1				
32	1742-508-310-20	PIPE/DEL/MID COMP	*		1				
33	1729-508-290-20	ADAPTER/G3/8 ASSY	*		1				
34	V720-112-401-40	O-RING/1B,P14	*		1				
35	1675-508-003-00	HOLDER/15	*		2				
36	V231-360-801-20	FLANGE BOLT/M8X12	*		2				
37	K200-114-000-30	VALVE/INDEPENDENT	*		1				
38	K290-003-000-30	VALVE/PRV/B ASSY	*		1				
39	V720-112-402-00	O-RING/1B,P20	*		1				
40	K290-001-001-00	O-RING/AS568/013	*		1				
41	K290-001-002-00	O-RING/AS568/014	*		1				
42	K290-001-003-00	O-RING/AS568/015	*		1				
43	K200-114-100-10	VALVE/FLOW PRIORITY/	*		1				
44	V720-112-402-00	O-RING/1B,P20	*		1				
45	V723-111-501-60	O-RING/1B,S16	*		1				
46	1650-508-002-00	FILTER/LINE/12X18X15	*		1				
47	K211-066-103-00	RING/O/F404/1015	*		1				
48	V780-140-000-2T	PLUG/SCREW/SEAL	*		2				
49	K250-057-000-00	VALVE/RELIEF ASSY	*		1				
50	V720-112-402-00	O-RING/1B,P20	*		1				
51	V720-112-401-00	O-RING/1B,P10A	*		4				
52	V720-112-401-20	O-RING/1B,P12	*		1				
53	V720-112-401-40	O-RING/1B,P14	*		1				
54	1742-508-270-20	PIPE/DEL/REAR COMP	*		1				
55	1729-508-290-20	ADAPTER/G3/8 ASSY	*		2				
56	V720-112-401-40	O-RING/1B,P14	*		2				
57	K211-073-000-00	VALVE/CONTROL ASSY	*		1				FIG 193
57A	K211-107-000-00	VALVE/CONTROL/107	*		1				FIG 195
58	1742-508-009-00	COVER/VALVE	*		1				
59	V211-260-806-50	BOLT,S/M8X65	*		2				

FIG. 79 PIPING(MAIN)SYSTEM(TG5475)(2/2)

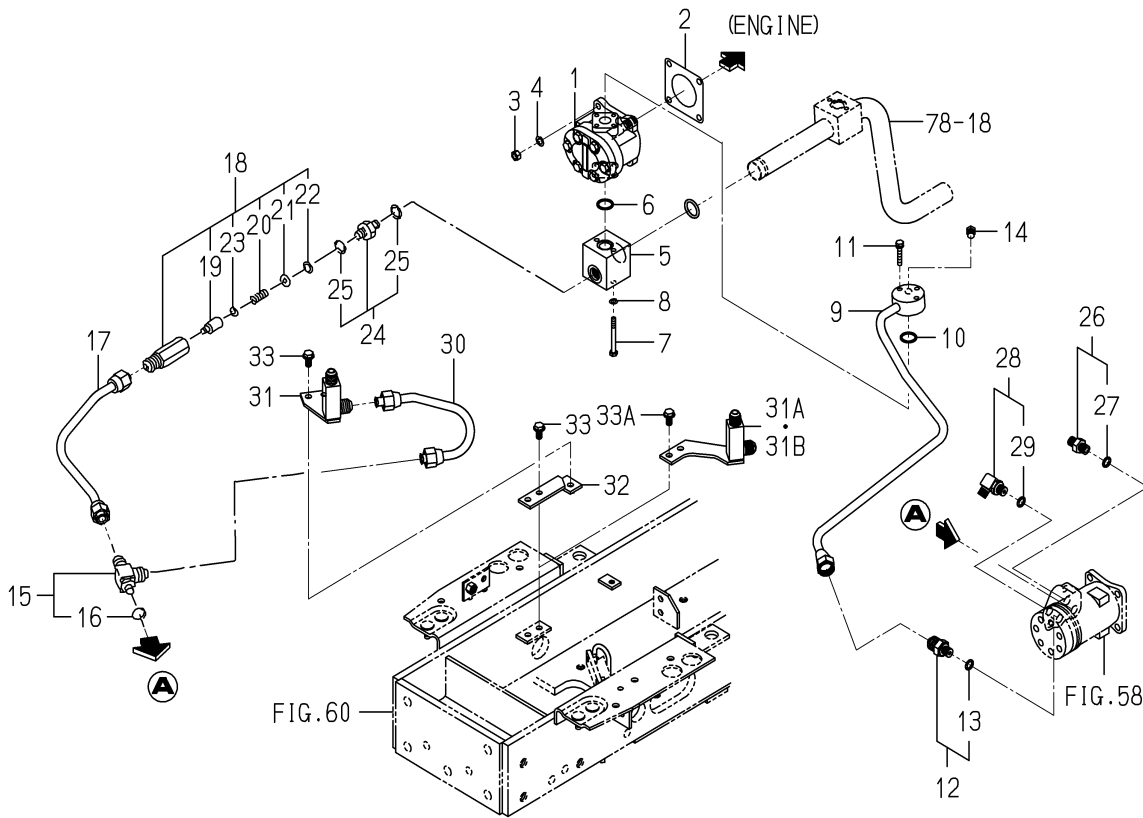
31~36-PLEASE SEE 1/2 PAGE



1748-508F-0100

KEY	PART CODE	DESCRIPTION	S P C	TYPE OF MODEL		I T C	C O L	G R P	REMARKS
				TG5395 FH	TG5475 FH				
60	V211-260-805-00	BOLT,S/M8X50	*		1				
61	K250-016-000-00	VALVE,RELIEF ASSY	*		1				
62	V720-112-401-20	O-RING/1B,P12	*		1				
63	V720-112-401-80	O-RING/1B,P18	*		1				
64	K231-008-000-20	VALVE/SLOW RETURN/00	*		1				
65	V720-112-401-00	O-RING/1B,P10A	*		1				
66	V730-101-401-00	RING/BACK UP	*		1				
67	K231-007-003-00	COLLAR/11X21X03	*		1				
68	K231-007-004-00	RING/SNAP	*		1				
69	K231-004-007-00	SEAL,DUST	*		1				
70	V720-112-402-20	O-RING/1B,P22	*		1				
71	V720-112-401-60	O-RING/1B,P16	*		1				
72	V304-260-010-00	NUT/M10	*		1				
73	1568-507-001-10	SHAFT/SLOWRETURN	*		1				
74	1742-508-320-00	COVER/SHAFT COMP	*		1				
75	V201-260-802-00	BOLT/M8X20	*		1				
76	V304-260-008-00	NUT/M8	*		1				
77	1560-507-007-00	KNOB	*		1				
78	V111-166-004-00	SCREW/M6X40	*		1				
79	V401-160-006-00	WASHER,SP/M6	*		1				
80	1743-508-220-00	PIPE/PTO/H COMP	*		1				
81	1656-509-460-00	ADAPTOR/PF1/4 ASSY	*		1				
82	V720-112-401-10	O-RING/1B,P11	*		1				
83	1656-509-310-10	ADAPTER/L/PF1/4 ASSY	*		1				
84	V720-112-401-10	O-RING/1B,P11	*		1				
85	1650-509-003-10	HOLDER/10	*		1				
86	V231-360-801-20	FLANGE BOLT/M8X12	*		1				

FIG. 80 PIPING(SUB)SYSTEM(TG5395)(1/3)



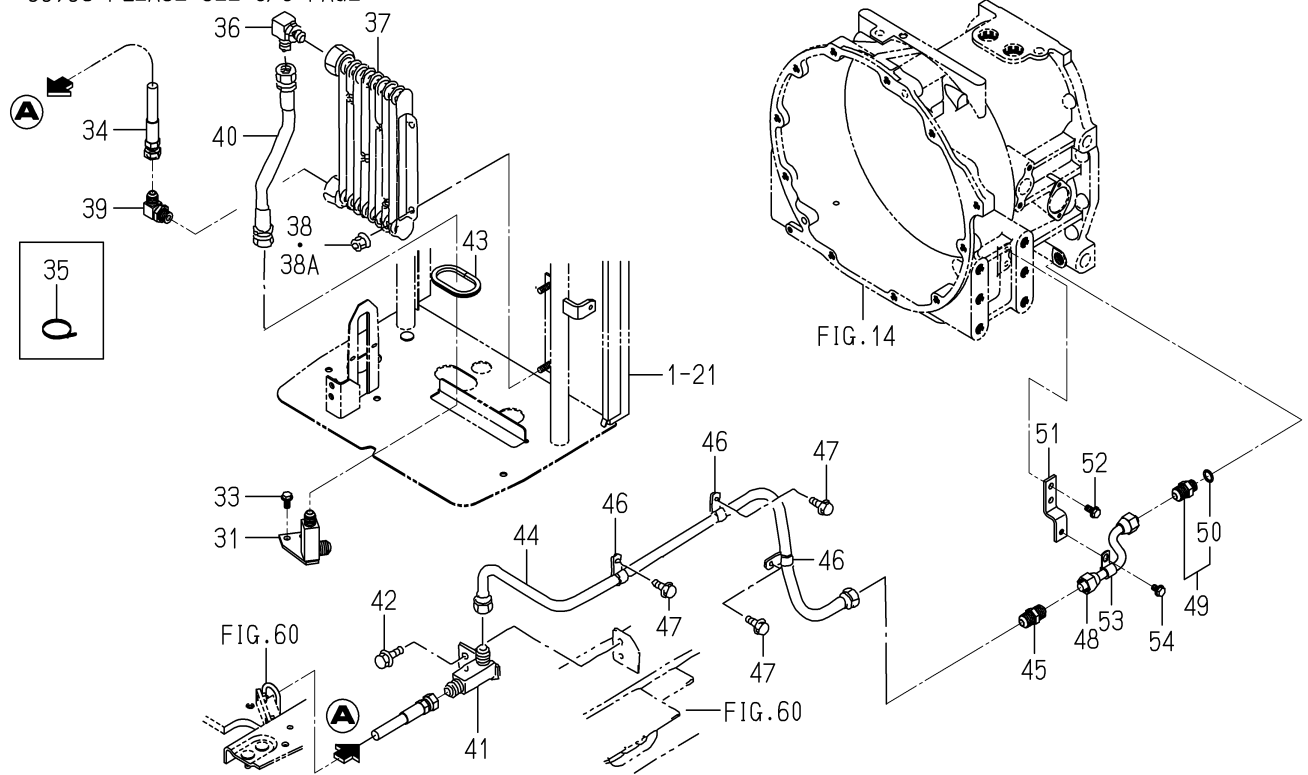
1747-509F-0100

KEY	PART CODE	DESCRIPTION	S P C	TYPE OF MODEL		I T C	C O L	G R P	REMARKS
				TG5395 FH	TG5475 FH				
1	K135-015-000-00	PUMP GEAR ASSY	*	1					FIG 191
2	1404-503-006-00	PACKING,OIL PUMP	*	1					
3	V304-260-008-00	NUT/M8	*	4					
4	V401-160-008-00	WASHER,SP/M8	*	4					
5	1743-509-001-00	FLANGE/SUCTION/H	*	1					
6	V720-112-402-00	O-RING/1B,P20	*	1					
7	V200-360-607-00	BOLT/M6X70/7T	*	2					
8	V401-160-006-00	WASHER,SP/M6	*	2					
9	1742-509-250-20	PIPE/STEERING COMP	*	1					
10	V720-112-402-00	O-RING/1B,P20	*	1					
11	V210-560-603-50	BOLT,S/M6X35/7T	*	3					
12	1650-509-290-00	ADAPTER/PF1/4 ASSY	*	1					
13	V720-112-401-10	O-RING/1B,P11	*	1					
14	V782-160-000-2T	PLUG/SCREW/SEAL	*	1					
15	1743-509-210-00	ADAPTER/T/G1/4 ASSY	*	1					
16	V720-112-401-10	O-RING/1B,P11	*	1					
17	1743-509-220-00	PIPE/RETURN/H COMP	*	1					
18	K250-049-000-00	VALVE/RELIEF ASSY	*	1					
19	K250-039-002-00	POPPET	*	1					
20	K250-039-003-00	SPRING/HCO24	*	1					
21	K250-039-004-10	COLLAR/04X14X02	*	1					
22	V705-140-015-00	RING,SNAP/15 C	*	1					
23	K250-049-001-00	COLLAR/06X10X02	*	1					
24	1656-509-300-00	ADAPTER/PF3/8 ASSY	*	1					
25	V720-112-401-40	O-RING/1B,P14	*	2					
26	3829-387-410-00	ADPTE/G1/4.1/4	*	1					
27	V720-112-401-10	O-RING/1B,P11	*	1					
28	1705-408-230-00	ADAPTER/L/G1/4 ASSY	*	1					
29	V720-112-401-10	O-RING/1B,P11	*	1					
30	1747-509-810-00	PIPE/COOLER/LOWER	*	1					

FIG. 80 PIPING(SUB)SYSTEM(TG5395)(2/3)

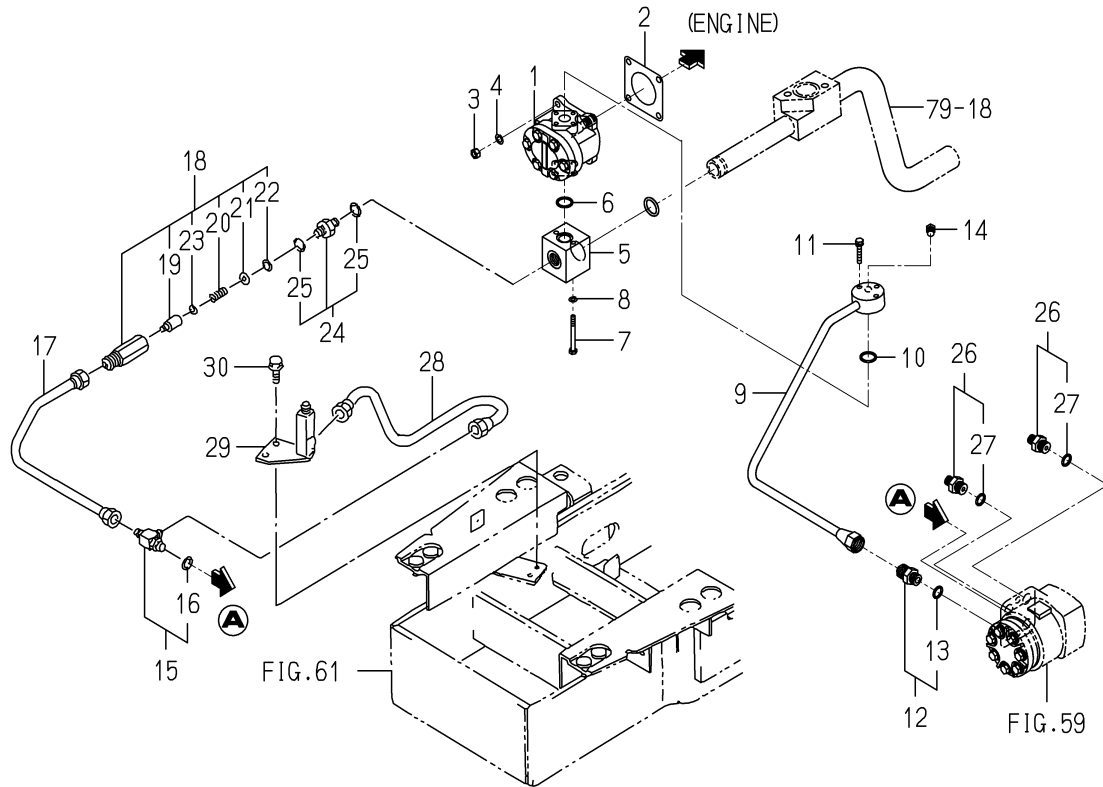
31~33-PLEASE SEE 1/3 PAGE

55,56-PLEASE SEE 3/3 PAGE



1747-509F-0100

KEY	PART CODE	DESCRIPTION	S P C	TYPE OF MODEL		I T C	C O L	G R P	REMARKS
				TG5395 FH	TG5475 FH				
31	1646-407-590-30	ADAPTER/M20XG3/ COMP	*	1					
31A	1747-509-870-00	ADAPTER/M20XG3/ COMP	*	1					
31B	1747-509-870-10	ADAPTER/M20XG3/ COMP	*	1		1			
32	1747-509-840-00	PLATE/ADAPTER COMP	*	1					
33	V231-360-801-60	FLANGEBOLT/M8X16	*	3					
33A	V231-360-801-60	FLANGEBOLT/M8X16	*	2					
34	1747-509-860-00	HOSE/1050 ASSY	*	1					
35	1342-402-006-00	BAND,WIRE/250	*	4					
36	1640-530-003-00	CONNECTOR	*	1					
37	1747-509-800-00	COOLER/OIL ASSY	*	1					
38	V362-260-008-00	NUT/WASHER/M8	*	2					
38A	1746-816-001-00	NUT/WASHER	*	2					
39	1640-530-003-00	CONNECTOR	*	1					
40	1734-508-320-10	HOSE/310 ASSY	*	1					
41	1646-407-590-30	ADAPTER/M20XG3/ COMP	*	1					
42	V231-360-801-60	FLANGEBOLT/M8X16	*	2					
43	1734-508-005-00	PAD/190	*	1					
44	1743-509-250-00	PIPE/FILTER/FRONT	*	1					
45	1719-509-002-00	ADAPTER/2-M20X1.5	*	1					
46	1650-509-012-00	HOLDER/12	*	3					
47	V231-360-801-20	FLANGEBOLT/M8X12	*	3					
48	1747-509-520-00	PIPE/RETURN COMP	*	1					
49	1650-509-300-00	ADAPTER/PF3/8 ASSY	*	1					
50	V720-112-401-40	O-RING/1B,P14	*	1					
51	1743-509-002-00	STAY/PIPE/FILTER/REA	*	1					
52	V231-360-801-60	FLANGEBOLT/M8X16	*	2					
53	1650-509-012-00	HOLDER/12	*	1					
54	V231-360-801-20	FLANGEBOLT/M8X12	*	1					
55	3874-354-210-00	FILTER/LINE ASSY	*	1					
56	3874-354-211-00	CARTRIDGE	*	1					

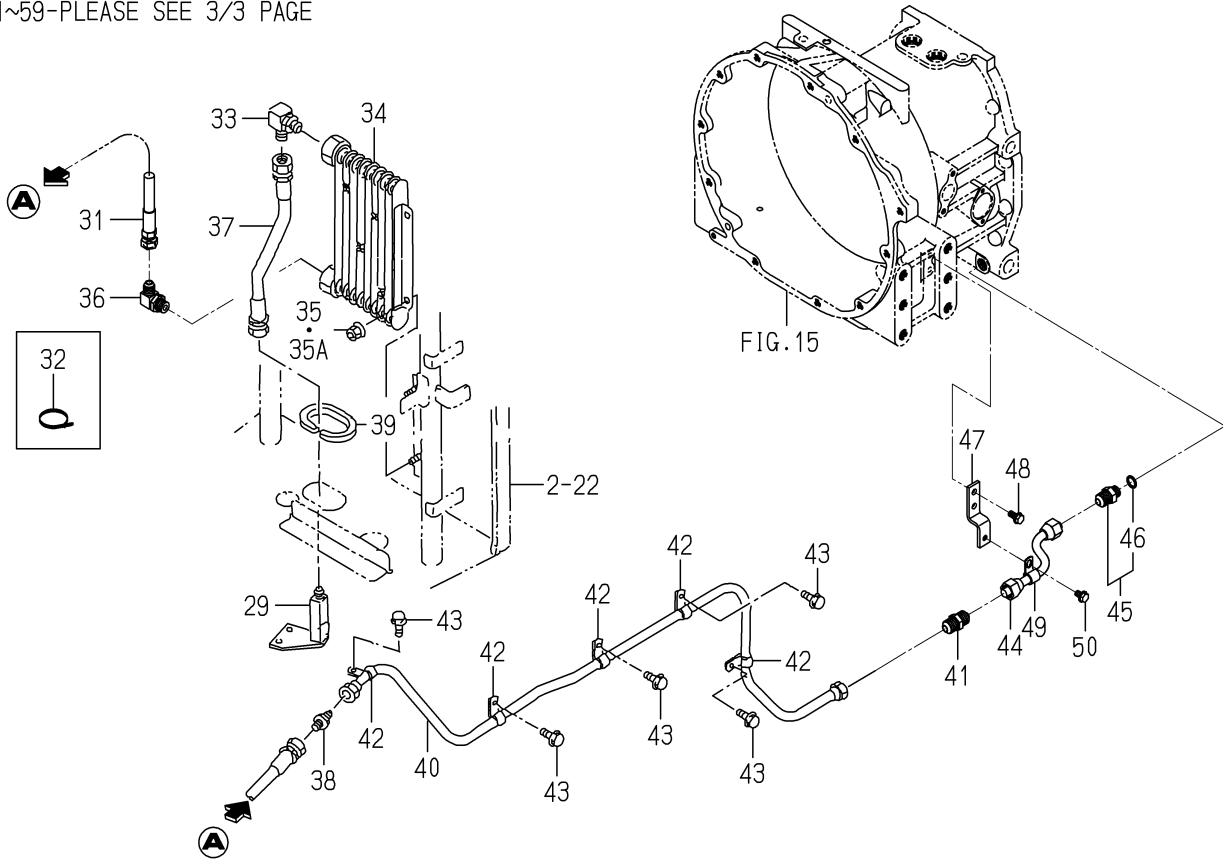


1748-509F-0100

KEY	PART CODE	DESCRIPTION	S P C	TYPE OF MODEL		I T C	C O L	G R P	REMARKS
				TG5395 FH	TG5475 FH				
1	K135-015-000-00	PUMP GEAR ASSY	*		1				FIG 191
2	1404-503-006-00	PACKING,OIL PUMP	*		1				
3	V304-260-008-00	NUT/M8	*		3				
4	V401-160-008-00	WASHER,SP/M8	*		3				
5	1744-509-001-00	FLANGE/SUCTION/H	*		1				
6	V720-112-402-00	O-RING/1B,P20	*		1				
7	V200-360-607-00	BOLT/M6X70/7T	*		2				
8	V401-160-006-00	WASHER,SP/M6	*		2				
9	1734-508-230-10	PIPE/STEERING COMP	*		1				
10	V720-112-402-00	O-RING/1B,P20	*		1				
11	V210-560-603-50	BOLT,S/M6X35/7T	*		3				
12	1650-509-300-00	ADAPTER/PF3/8 ASSY	*		1				
13	V720-112-401-40	O-RING/1B,P14	*		1				
14	V782-160-000-2T	PLUG/SCREW/SEAL	*		1				
15	1646-407-550-00	ADAPTER/G3/8 ASSY	*		1				
16	V720-112-401-40	O-RING/1B,P14	*		1				
17	1744-509-220-00	PIPE/RETURN/H COMP	*		1				
18	K250-049-000-00	VALVE/RELIEF ASSY	*		1				
19	K250-039-002-00	POPPET	*		1				
20	K250-039-003-00	SPRING/HCO24	*		1				
21	K250-039-004-10	COLLAR/04X14X02	*		1				
22	V705-140-015-00	RING,SNAP/15 C	*		1				
23	K250-049-001-00	COLLAR/06X10X02	*		1				
24	1656-509-300-00	ADAPTER/PF3/8 ASSY	*		1				
25	V720-112-401-40	O-RING/1B,P14	*		2				
26	1656-509-290-00	ADAPTER/PF3/8 ASSY	*		2				
27	V720-112-401-40	O-RING/1B,P14	*		2				
28	1748-509-810-00	PIPE/COOLER/LOWER	*		1				
29	1646-407-590-30	ADAPTER/M20XG3/ COMP	*		1				
30	V231-360-801-60	FLANGE BOLT/M8X16	*		2				

FIG. 81 PIPING(SUB)SYSTEM(TG5475)(2/3)

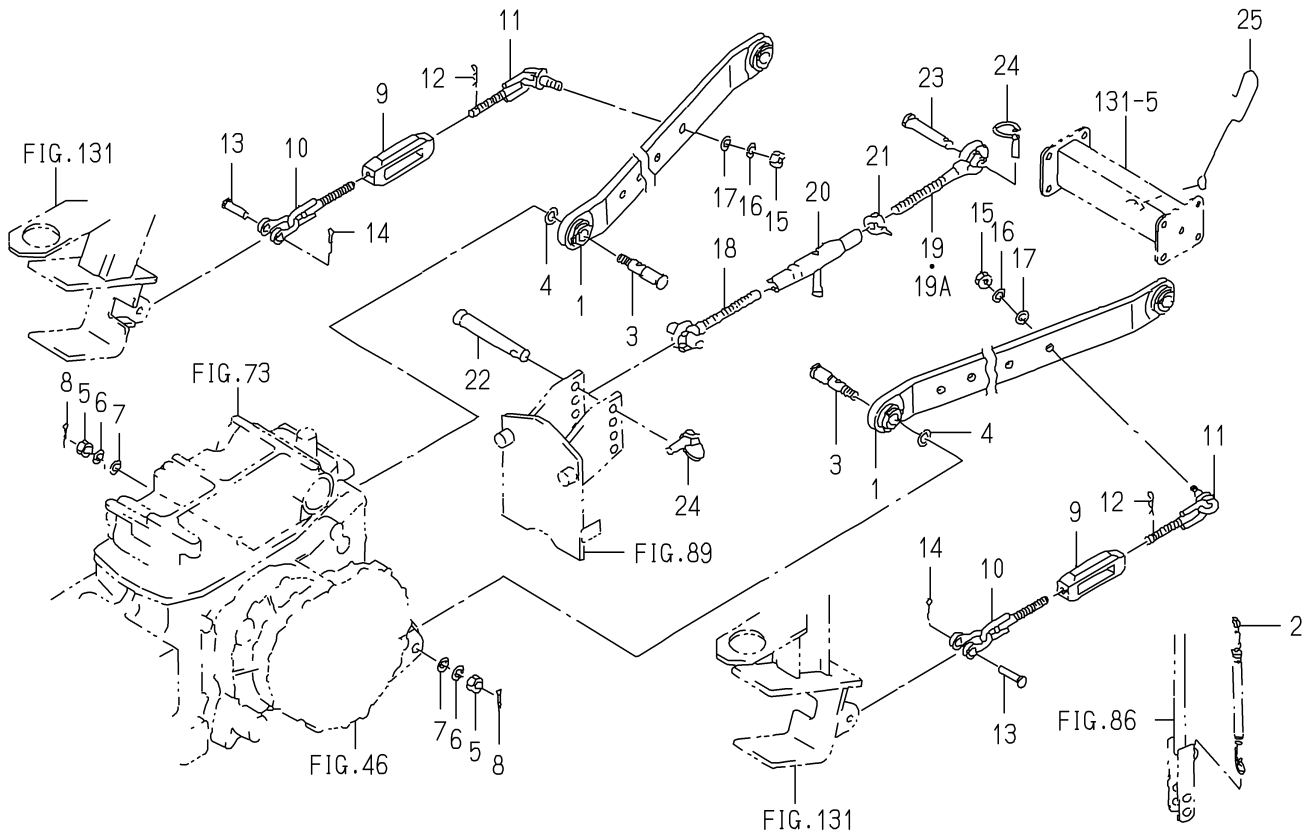
51~59-PLEASE SEE 3/3 PAGE



1748-509F-0100

KEY	PART CODE	DESCRIPTION	S P C	TYPE OF MODEL		I T C	C O L	G R P	REMARKS
				TG5395 FH	TG5475 FH				
31	1747-509-860-00	HOSE/1050 ASSY	*		1				
32	1342-402-006-00	BAND,WIRE/250	*		4				
33	1640-530-003-00	CONNECTOR	*		1				
34	1747-509-800-00	COOLER/OIL ASSY	*		1				
35	V362-260-008-00	NUT/WASHER/M8	*		2				
35A	1746-816-001-00	NUT/WASHER	*		2				
36	1640-530-003-00	CONNECTOR	*		40-1				
37	1734-508-320-10	HOSE/310 ASSY	*		1				
38	1719-509-005-00	ADAPTER/M20XG3/8	*		1				
39	1734-508-005-00	PAD/190	*		1				
40	1744-509-240-00	PIPE/FILTER/FRONT	*		1				
41	1719-509-002-00	ADAPTER/2-M20X1.5	*		1				
42	1650-509-012-00	HOLDER/12	*		5				
43	V231-360-801-20	FLANGEBOLT/M8X12	*		5				
44	1747-509-520-00	PIPE/RETURN COMP	*		1				
45	1650-509-300-00	ADAPTER/PF3/8 ASSY	*		1				
46	V720-112-401-40	O-RING/1B,P14	*		1				
47	1743-509-002-00	STAY/PIPE/FILTER/REA	*		1				
48	V231-360-801-60	FLANGEBOLT/M8X16	*		2				
49	1650-509-012-00	HOLDER/12	*		1				
50	V231-360-801-20	FLANGEBOLT/M8X12	*		1				
51	3874-354-210-00	FILTER/LINE ASSY	*		1				
52	3874-354-211-00	CARTRIDGE	*		1				
53	V231-360-801-60	FLANGEBOLT/M8X16	*		2				
54	1747-509-052-00	STAY/FILTER/CHARGE	*		1				
55	V231-361-002-00	FLANGEBOLT/M10X20	*		2				
56	1747-509-051-00	METAL/FILTER	*		1				
57	V231-360-802-00	FLANGEBOLT/M8X20	*		4				
58	1738-508-210-00	FILTER/SUCTION COMP	*		1				
59	1747-509-510-00	PIPE/SUC/CHARGE COMP	*		1				

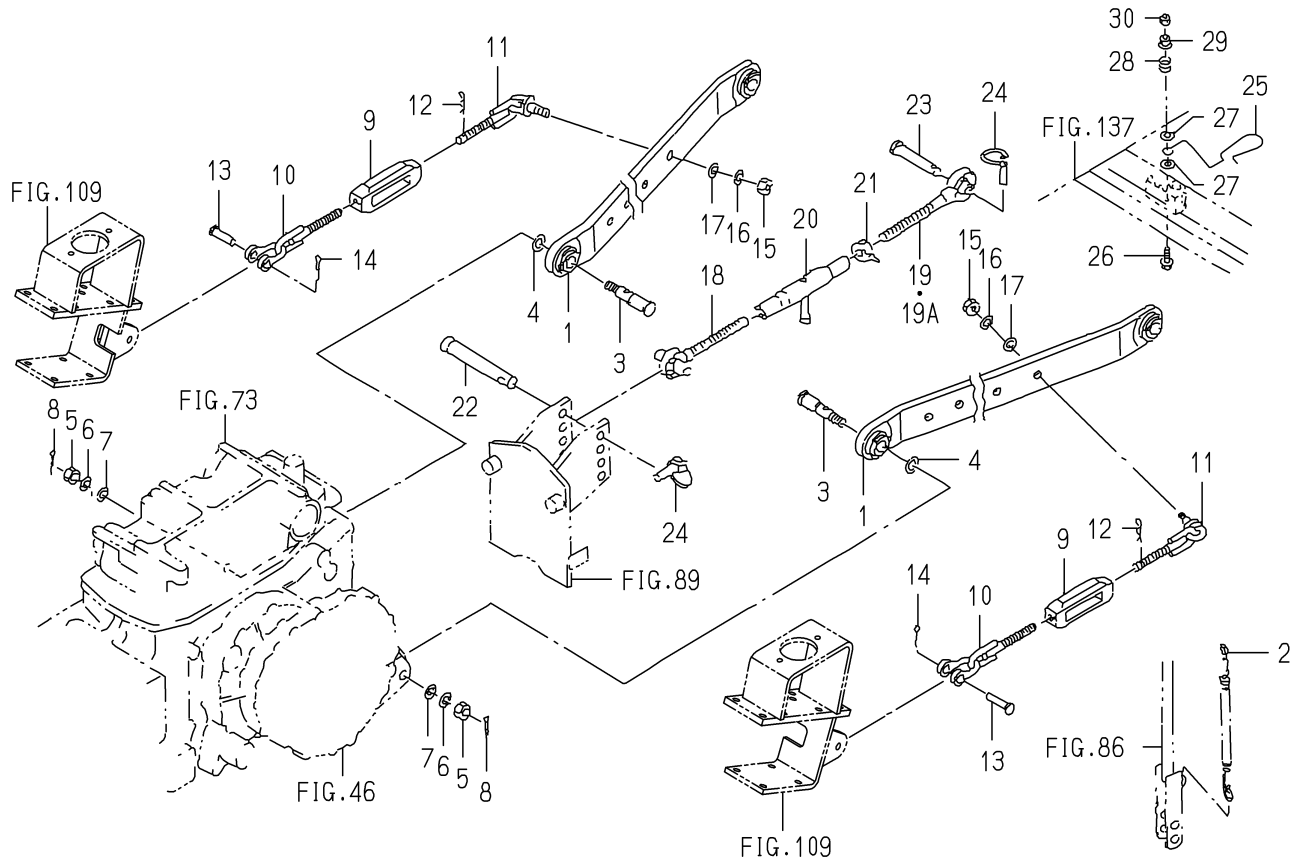
FIG. 82 LINK(3P)SYSTEM(TG5395-R TYPE)



1742-514B-0100

KEY	PART CODE	DESCRIPTION	S P C	TYPE OF MODEL		I T C	C O L	G R P	REMARKS
				TG5395 FH	TG5475 FH				
1	1742-514-200-10	LINK/LOWER COMP	*	2					
2	1560-525-001-40	SPRING	*	1					
3	1690-514-001-00	PIN/22X99	*	2					
4	1650-514-004-00	WASHER/19X30X03	*	2					
5	V304-460-016-00	NUT/M16/7T	*	2					
6	V401-160-016-00	WASHER,SP/M16	*	2					
7	V411-260-016-00	WASHER,PL/M16	*	2					
8	V500-164-003-00	PIN,SPLIT/4X30	*	2					
9	1746-514-301-00	BACKLE/TURN/M16/E4	*	2					
10	1746-514-310-00	CHAIN/CHECK/FRONT/E4	*	2					
11	1746-514-320-00	CHAIN/CHECK/REAR/E4	*	2					
12	1305-931-003-00	PIN,HAIR	*	2					
13	7963-611-003-00	PIN/12X48	*	2					
14	V500-163-002-00	PIN,SPLIT/3X20	*	2					
15	V304-460-016-00	NUT/M16/7T	*	2					
16	V401-160-016-00	WASHER,SP/M16	*	2					
17	V411-260-016-00	WASHER,PL/M16	*	2					
18	1560-525-290-20	LINK/TOP/LH COMP	*	1					
19	1568-525-300-20	LINK/TOP/RH COMP	*	1					
19A	1568-525-300-40	LINK/TOP/RH COMP	*	1		1			
20	1550-514-290-00	TURNBUCLE COMP	*	1					
21	1402-511-600-00	NUT, TOP LINK LOCK	*	1					
22	1640-525-001-00	PIN 19X132	*	1					
23	1620-514-005-00	PIN/19X94	*	1					
24	1673-525-002-30	LINKPIN	*	2					
25	1742-514-001-10	HOOK/TOPLINK	*	1					

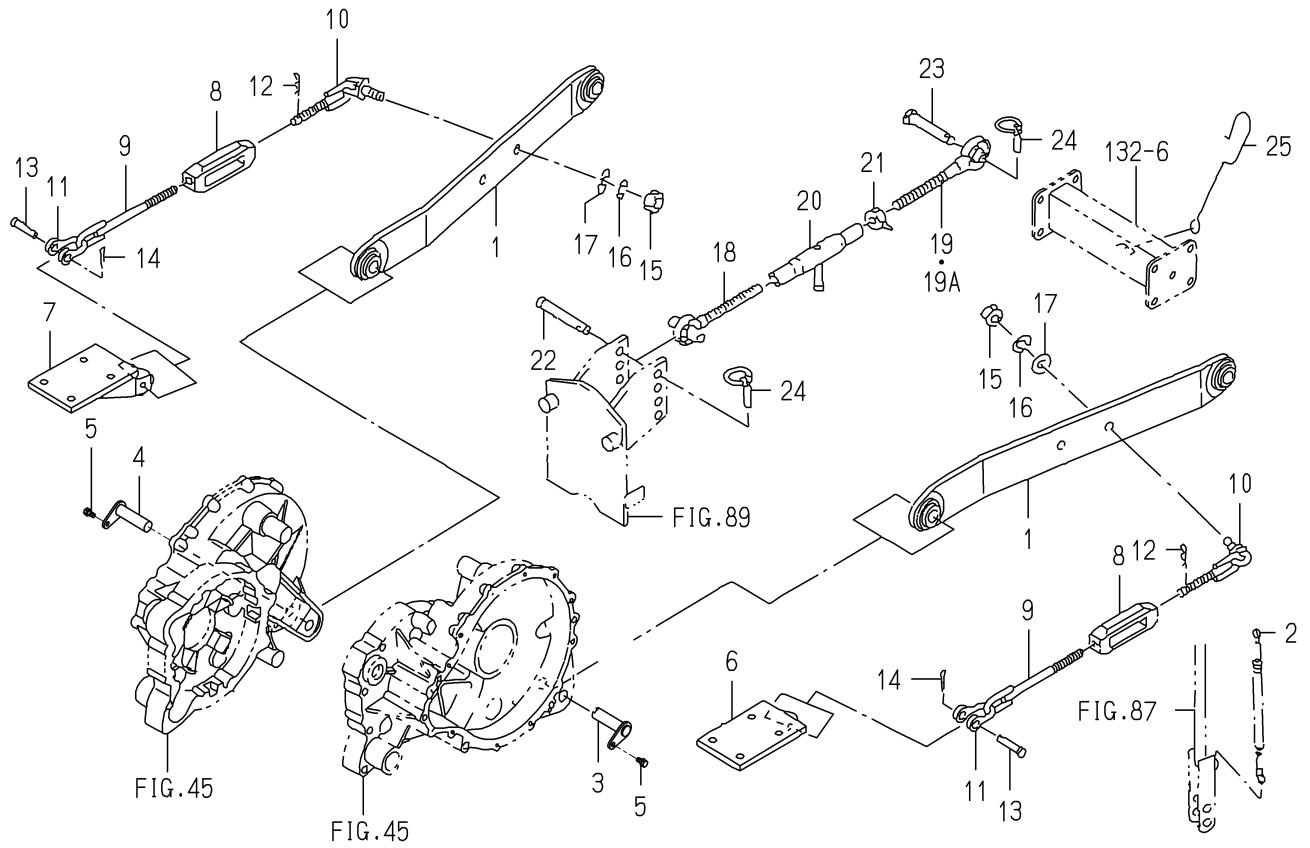
FIG. 83 LINK(3P)SYSTEM(TG5395-C TYPE)



1742-514C-0100

KEY	PART CODE	DESCRIPTION	S P C	TYPE OF MODEL		I T C	C O L	G R P	REMARKS
				TG5395 FH	TG5475 FH				
1	1742-514-200-10	LINK/LOWER COMP	*	2					
2	1560-525-001-40	SPRING	*	1					
3	1690-514-001-00	PIN/22X99	*	2					
4	1650-514-004-00	WASHER/19X30X03	*	2					
5	V304-460-016-00	NUT/M16/7T	*	2					
6	V401-160-016-00	WASHER,SP/M16	*	2					
7	V411-260-016-00	WASHER,PL/M16	*	2					
8	V500-164-003-00	PIN,SPLIT/4X30	*	2					
9	1746-514-301-00	BACKLE/TURN/M16/E4	*	2					
10	1746-514-310-00	CHAIN/CHECK/Front/E4	*	2					
11	1746-514-320-00	CHAIN/CHECK/REAR/E4	*	2					
12	1305-931-003-00	PIN,HAIR	*	2					
13	7963-611-003-00	PIN/12X48	*	2					
14	V500-163-002-00	PIN,SPLIT/3X20	*	2					
15	V304-460-016-00	NUT/M16/7T	*	2					
16	V401-160-016-00	WASHER,SP/M16	*	2					
17	V411-260-016-00	WASHER,PL/M16	*	2					
18	1560-525-290-20	LINK/TOP/LH COMP	*	1					
19	1568-525-300-20	LINK/TOP/RH COMP	*	1-292					
19A	1568-525-300-40	LINK/TOP/RH COMP	*	1-293		1			
20	1550-514-290-00	TURNBUCLE COMP	*	1					
21	1402-511-600-00	NUT, TOP LINK LOCK	*	1					
22	1640-525-001-00	PIN 19X132	*	1					
23	1620-514-005-00	PIN/19X94	*	1					
24	1673-525-002-30	LINKPIN	*	2					
25	1734-514-004-00	HOOK/TOPLINK	*	1					
26	V231-360-803-00	FLANGE BOLT/M8X30	*	1					
27	V411-260-008-00	WASHER,PL/M8	*	2					
28	1564-530-011-00	SPRING/HCO14	*	1					
29	V363-260-008-00	NUT/WASHER/M8	*	1					

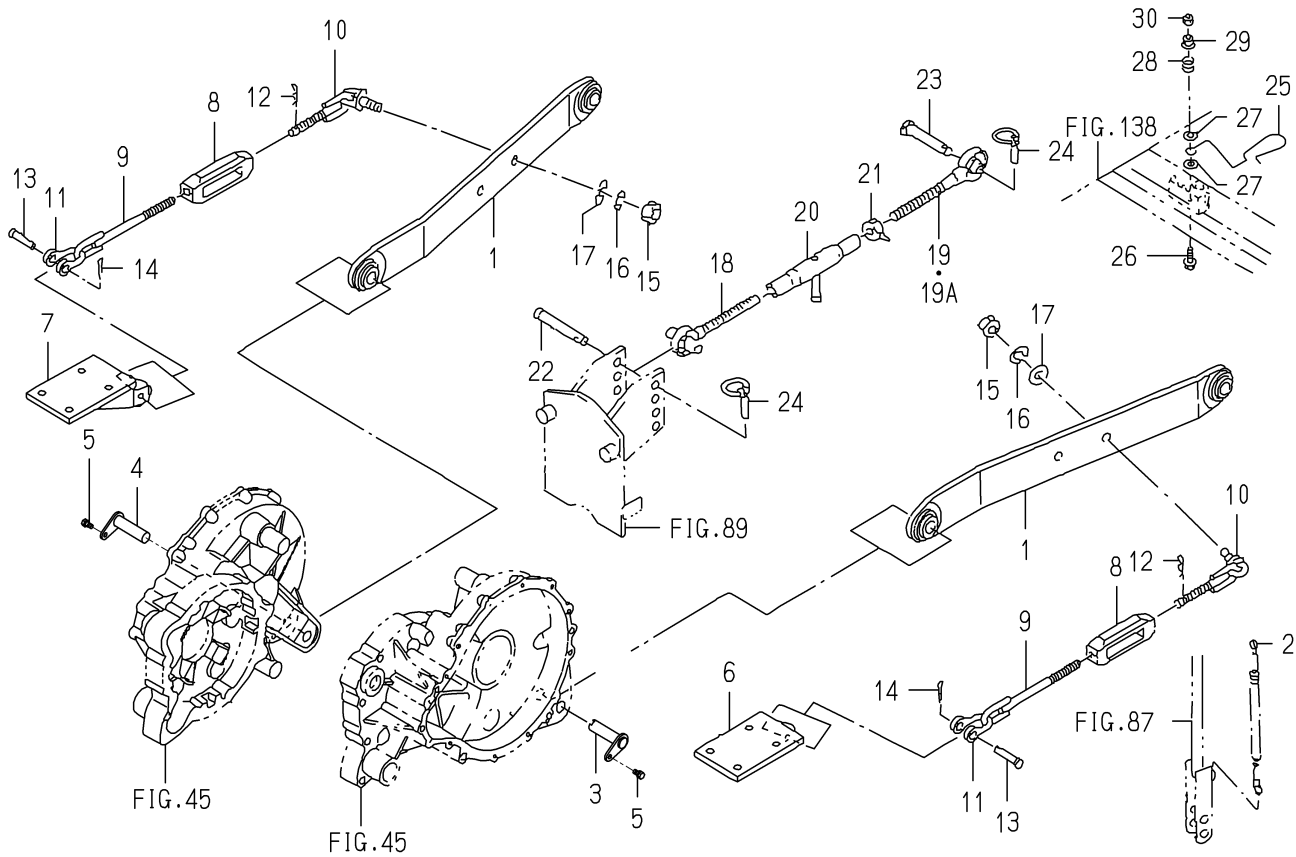
FIG. 84 LINK(3P)SYSTEM(TG5475-R TYPE)



1744-514C-0100

KEY	PART CODE	DESCRIPTION	S P C	TYPE OF MODEL		I T C	C O L	G R P	REMARKS
				TG5395 FH	TG5475 FH				
1	1744-514-300-00	LINK/LOWER COMP	*		2				
2	1560-525-001-40	SPRING	*		1				
3	1744-514-260-20	PIN COMP	*		1				
4	1734-514-220-20	PIN COMP	*		1				
5	V211-560-801-60	BOLT,S/M8X16/7T	*		2				
6	1744-514-270-10	STAY/CHAIN/LH COMP	*		1				
7	1744-514-280-10	STAY/CHAIN/RH COMP	*		1				
8	1746-514-301-00	BACKLE/TURN/M16/E4	*		2				
9	1748-514-310-00	CHAIN/CHECK/F/E COMP	*		2				
10	1746-514-320-00	CHAIN/CHECK/REAR/E4	*		2				
11	1748-514-302-00	SHACKLE/E4	*		2				
12	1305-931-003-00	PIN,HAIR	*		2				
13	7963-611-003-00	PIN/12X48	*		2				
14	V500-163-002-00	PIN,SPLIT/3X20	*		2				
15	V304-460-016-00	NUT/M16/7T	*		2				
16	V401-160-016-00	WASHER,SP/M16	*		2				
17	V411-260-016-00	WASHER,PL/M16	*		2				
18	1560-525-290-20	LINK/TOP/LH COMP	*		1				
19	1568-525-300-20	LINK/TOP/RH COMP	*		1				
19A	1568-525-300-40	LINK/TOP/RH COMP	*		1	1			
20	1550-514-290-00	TURNBUCLE COMP	*		1				
21	1402-511-600-00	NUT, TOP LINK LOCK	*		1				
22	1640-525-001-00	PIN 19X132	*		1				
23	1620-514-005-00	PIN/19X94	*		1				
24	1673-525-002-30	LINKPIN	*		2				
25	1742-514-001-10	HOOK/TOPLINK	*		1				

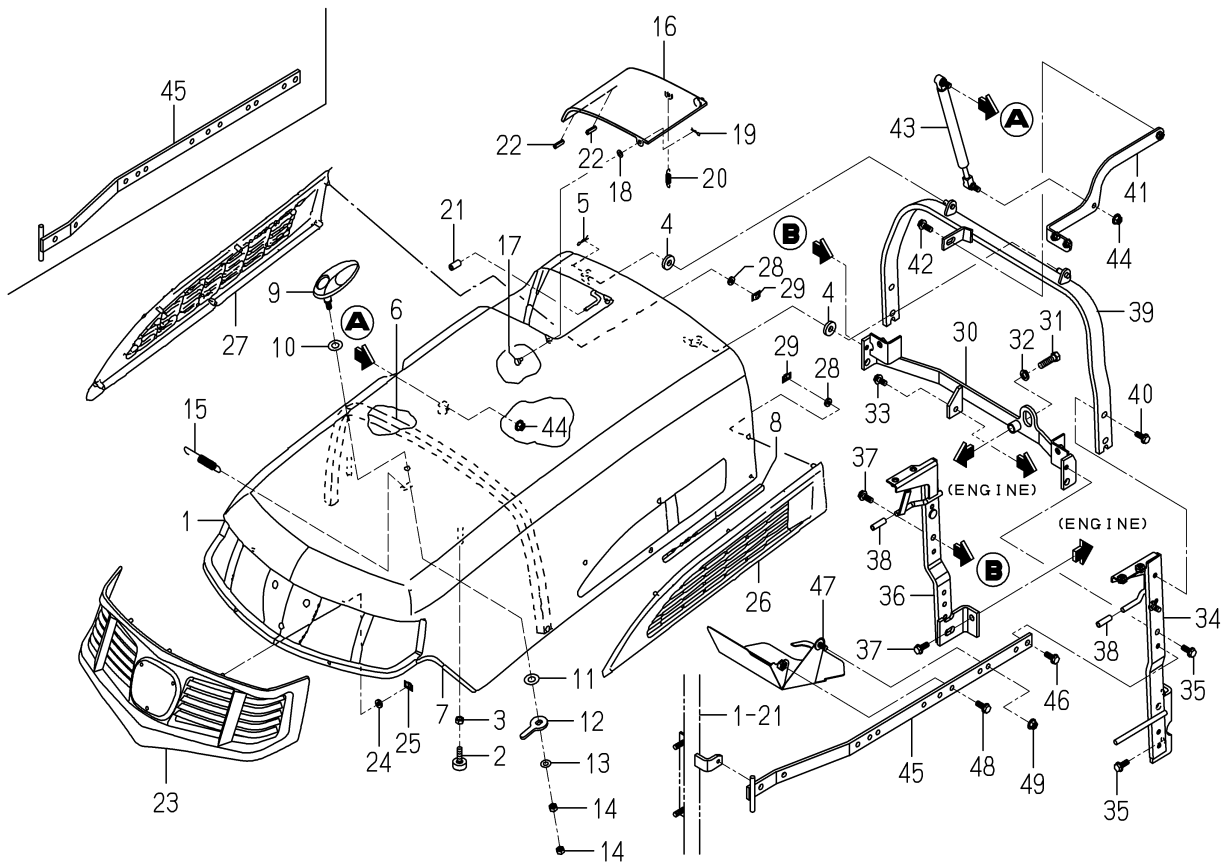
FIG. 85 LINK(3P)SYSTEM(TG5475-CY TYPE)



1744-514D-0100

KEY	PART CODE	DESCRIPTION	S P C	TYPE OF MODEL		I T C	C O L	G R P	REMARKS
				TG5395 FH	TG5475 FH				
1	1744-514-300-00	LINK/LOWER COMP	*		2				
2	1560-525-001-40	SPRING	*		1				
3	1744-514-260-20	PIN COMP	*		1				
4	1734-514-220-20	PIN COMP	*		1				
5	V211-560-801-60	BOLT,S/M8X16/7T	*		2				
6	1744-514-270-10	STAY/CHAIN/LH COMP	*		1				
7	1744-514-280-10	STAY/CHAIN/RH COMP	*		1				
8	1746-514-301-00	BACKLE/TURN/M16/E4	*		2				
9	1748-514-310-00	CHAIN/CHECK/F/E COMP	*		2				
10	1746-514-320-00	CHAIN/CHECK/REAR/E4	*		2				
11	1748-514-302-00	SHACKLE/E4	*		2				
12	1305-931-003-00	PIN,HAIR	*		2				
13	7963-611-003-00	PIN/12X48	*		2				
14	V500-163-002-00	PIN,SPLIT/3X20	*		2				
15	V304-460-016-00	NUT/M16/7T	*		2				
16	V401-160-016-00	WASHER,SP/M16	*		2				
17	V411-260-016-00	WASHER,PL/M16	*		2				
18	1560-525-290-20	LINK/TOP/LH COMP	*		1				
19	1568-525-300-20	LINK/TOP/RH COMP	*		1				
19A	1568-525-300-40	LINK/TOP/RH COMP	*		1-149 1-150	1			
20	1550-514-290-00	TURNBUCLE COMP	*		1				
21	1402-511-600-00	NUT,TOP LINK LOCK	*		1				
22	1640-525-001-00	PIN 19X132	*		1				
23	1620-514-005-00	PIN/19X94	*		1				
24	1673-525-002-30	LINKPIN	*		2				
25	1734-514-004-00	HOOK/TOPLINK	*		1				
26	V231-360-803-00	FLANGE BOLT/M8X30	*		1				
27	V411-260-008-00	WASHER,PL/M8	*		2				
28	1564-530-011-00	SPRING/HC014	*		1				
29	V363-260-008-00	NUT/WASHER/M8	*		1				

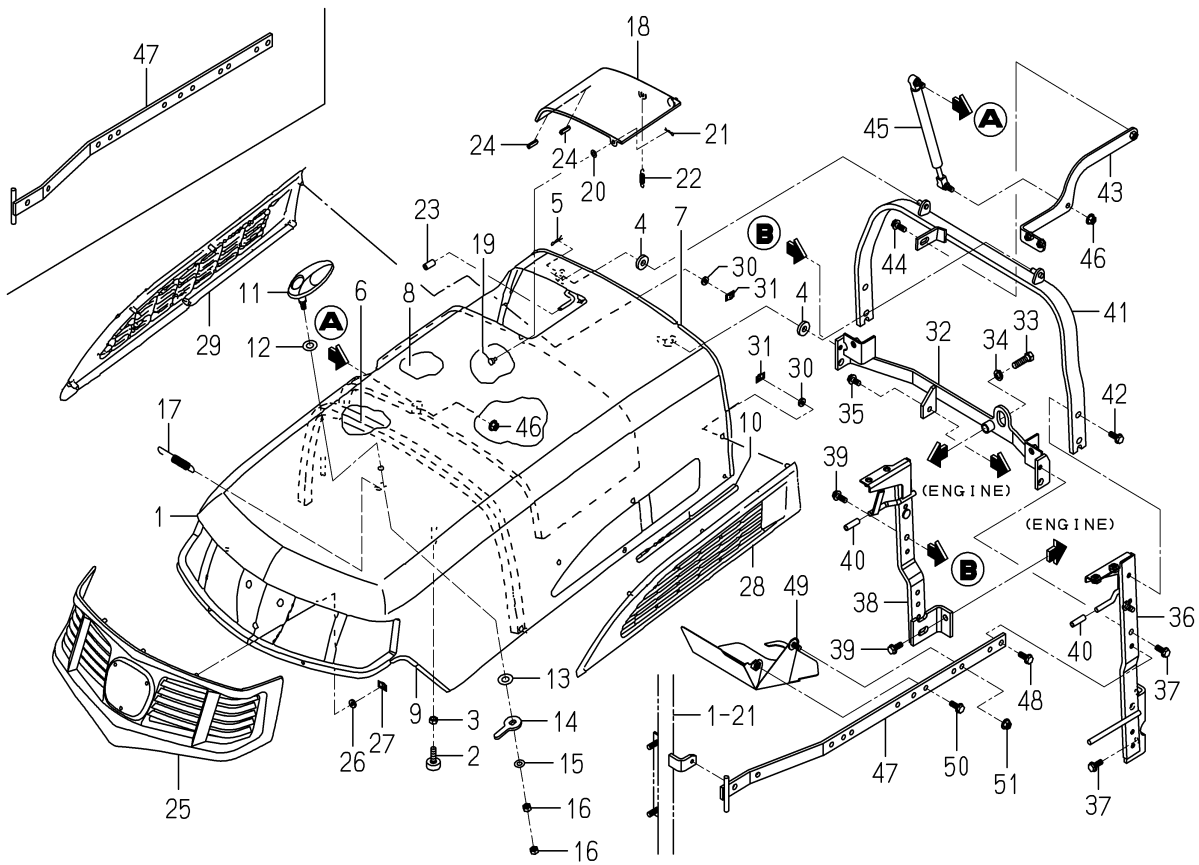
FIG. 92 HOOD(LONG)SYSTEM(TG5395-R TYPE)



1747-601 -0100

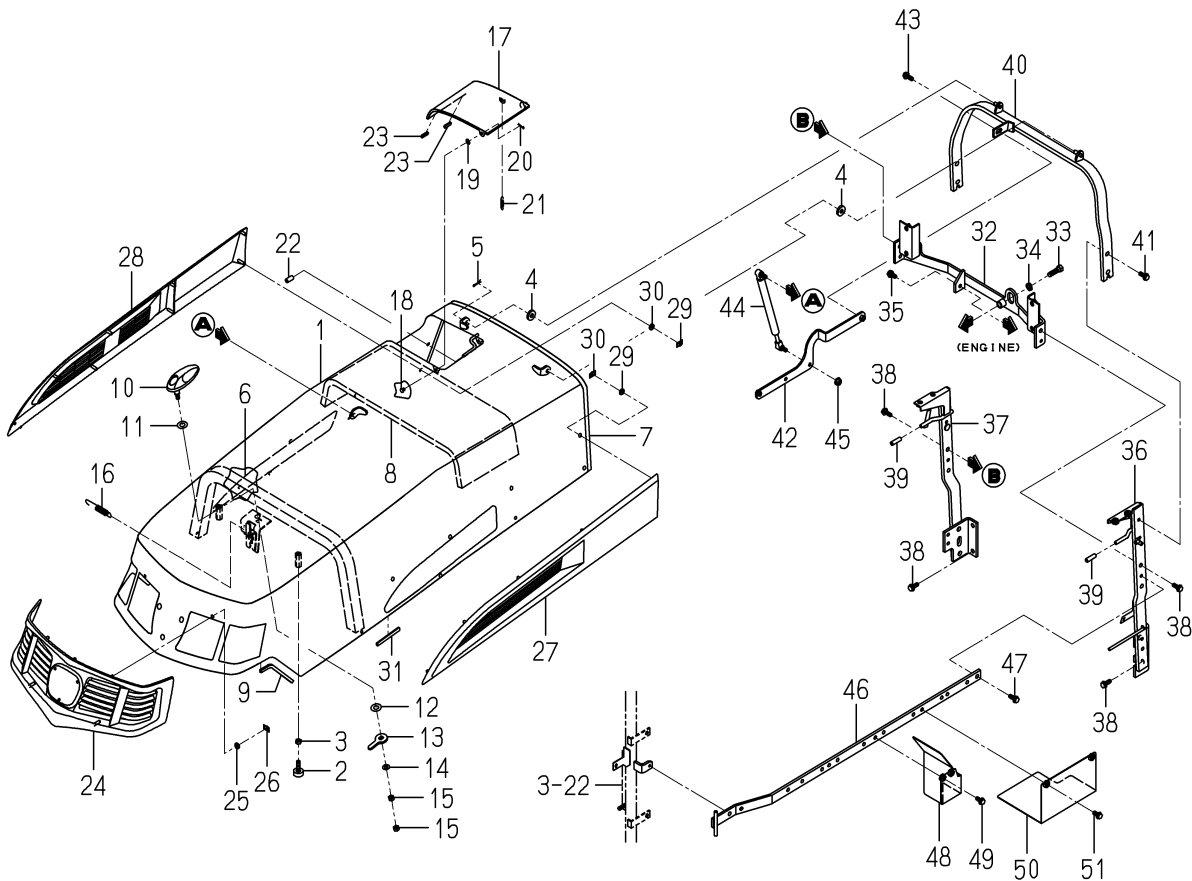
KEY	PART CODE	DESCRIPTION	S P C	TYPE OF MODEL		I T C	C O L	G R P	REMARKS
				TG5395 FH	TG5475 FH				
1	1729-601-200-70	HOOD COMP	*	1			4L		
2	1421-602-005-10	CUSHION,B/ RUBBER	*	2					
3	V304-460-008-00	NUT/M8/7T	*	2					
4	1423-616-004-00	CUSHION/RUBBER/10X25	*	2					
5	V560-160-008-00	PIN/SNAP	*	1					
6	1729-601-004-20	INSULATOR	*	1					
7	1636-630-008-00	TRIM/150	*	2					
8	3670-840-006-00	TRIM/270	*	2					
9	1650-601-001-00	HANDLE	*	1					
10	1650-601-007-00	WASHER/12X25X02	*	1					
11	3610-440-018-00	WASHER	*	1					
12	1716-601-002-00	ARM/PLATE	*	1					
13	V411-260-008-00	WASHER,PL/M8	*	1					
14	V304-260-008-00	NUT/M8	*	2					
15	1588-117-001-00	SPRING/HE089	*	1					
16	1729-601-220-20	COVER COMP	*	1			4L		
17	1716-601-021-00	PIN/06X07	*	1					
18	V411-260-006-00	WASHER,PL/M6	*	1					
19	V560-160-006-00	PIN/SNAP	*	1					
20	1716-601-018-00	SPRING/HE036	*	1					
21	1716-601-019-00	TUBE/06X10X20	*	1					
22	1672-601-002-00	TRIM/20	*	2					
23	1729-601-001-20	MOLDING/FRONT	*	1					
24	1444-601-015-00	WASHER/6X14X3	*	5					
25	V350-160-006-00	NUT,SPEED/M6	*	5					
26	1729-601-002-20	MOLDING/LH	*	1					
27	1729-601-003-20	MOLDING/RH	*	1					
28	1444-601-015-00	WASHER/6X14X3	*	12					
29	V350-160-006-00	NUT,SPEED/M6	*	12					
30	1729-601-300-10	BRACKET/FRAME COMP	*	1					

FIG. 93 HOOD(LONG)SYSTEM(TG5395-C TYPE)



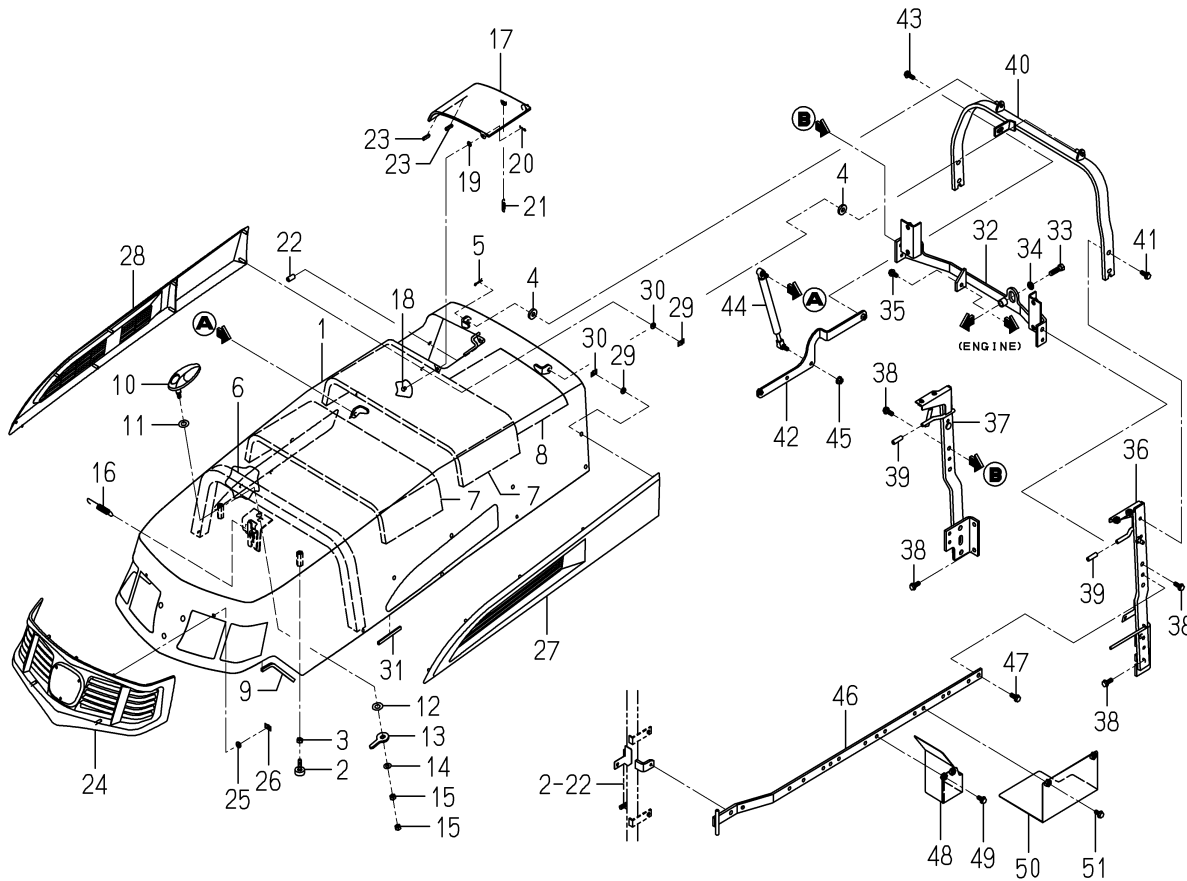
1747-601A-0100

KEY	PART CODE	DESCRIPTION	S P C	TYPE OF MODEL		I T C	C O L	G R P	REMARKS
				TG5395 FH	TG5475 FH				
1	1729-601-200-70	HOOD COMP	*	1			4L		
2	1421-602-005-10	CUSHION,B/ RUBBER	*	2					
3	V304-460-008-00	NUT/M8/7T	*	2					
4	1423-616-004-00	CUSHION/RUBBER/10X25	*	2					
5	V560-160-008-00	PIN/SNAP	*	1					
6	1729-601-004-20	INSULATOR	*	1					
7	1729-601-051-00	INSULATOR/HOOD	*	1					
8	1729-601-052-10	INSULATOR/HOOD	*	1					
9	1636-630-008-00	TRIM/150	*	2					
10	3670-840-006-00	TRIM/270	*	2					
11	1650-601-001-00	HANDLE	*	1					
12	1650-601-007-00	WASHER/12X25X02	*	1					
13	3610-440-018-00	WASHER	*	1					
14	1716-601-002-00	ARM/PLATE	*	1					
15	V411-260-008-00	WASHER,PL/M8	*	1					
16	V304-260-008-00	NUT/M8	*	2					
17	1588-117-001-00	SPRING/HE089	*	1					
18	1729-601-220-20	COVER COMP	*	1			4L		
19	1716-601-021-00	PIN/06X07	*	1					
20	V411-260-006-00	WASHER,PL/M6	*	1					
21	V560-160-006-00	PIN/SNAP	*	1					
22	1716-601-018-00	SPRING/HE036	*	1					
23	1716-601-019-00	TUBE/06X10X20	*	1					
24	1672-601-002-00	TRIM/20	*	2					
25	1729-601-001-20	MOLDING/FRONT	*	1					
26	1444-601-015-00	WASHER/6X14X3	*	5					
27	V350-160-006-00	NUT,SPEED/M6	*	5					
28	1729-601-002-20	MOLDING/LH	*	1					
29	1729-601-003-20	MOLDING/RH	*	1					
30	1444-601-015-00	WASHER/6X14X3	*	12					

FIG. 94 HOOD(LONG)SYSTEM(TG5475-CY TYPE)

1748-601C-0100

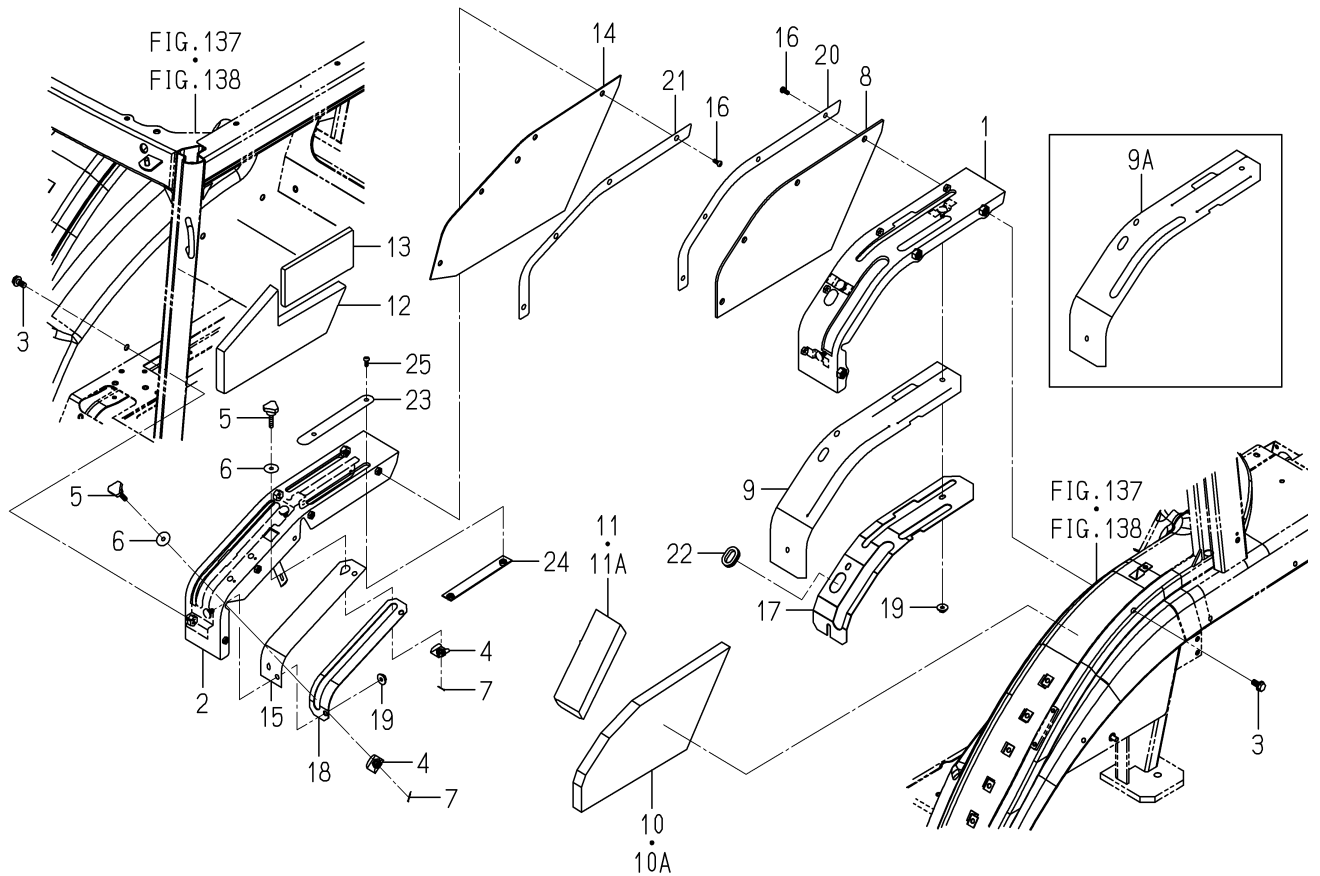
KEY	PART CODE	DESCRIPTION	S P C	TYPE OF MODEL		I T C	C O L	G R P	REMARKS
				TG5395 FH	TG5475 FH				
1	1734-601-200-70	HOOD COMP	*		1		4L		
2	1421-602-005-10	CUSHION,B/ RUBBER	*		2				
3	V304-460-008-00	NUT/M8/7T	*		2				
4	1423-616-004-00	CUSHION/RUBBER/10X25	*		2				
5	V560-160-008-00	PIN/SNAP	*		1				
6	1734-601-006-10	INSULATOR	*		1				
7	1742-601-051-00	INSULATOR/HOOD	*		1				
8	1734-601-052-20	INSULATOR/HOOD	*		1				
9	1636-630-008-00	TRIM/150	*		2				
10	1650-601-001-00	HANDLE	*		1				
11	1650-601-007-00	WASHER/12X25X02	*		1				
12	3610-440-018-00	WASHER	*		1				
13	1716-601-002-00	ARM/PLATE	*		1				
14	V411-260-008-00	WASHER,PL/M8	*		1				
15	V304-260-008-00	NUT/M8	*		2				
16	1588-117-001-00	SPRING/HE089	*		1				
17	1729-601-220-20	COVER COMP	*		1		4L		
18	1716-601-021-00	PIN/06X07	*		1				
19	V411-260-006-00	WASHER,PL/M6	*		1				
20	V560-160-006-00	PIN/SNAP	*		1				
21	1716-601-018-00	SPRING/HE036	*		1				
22	1716-601-019-00	TUBE/06X10X20	*		1				
23	1672-601-002-00	TRIM/20	*		2				
24	1729-601-001-20	MOLDING/FRONT	*		1				
25	1444-601-015-00	WASHER/6X14X3	*		5				
26	V350-160-006-00	NUT,SPEED/M6	*		5				
27	1734-601-001-10	MOLDING/LH	*		1				
28	1734-601-002-10	MOLDING/RH	*		1				
29	1444-601-015-00	WASHER/6X14X3	*		16				
30	V350-160-006-00	NUT,SPEED/M6	*		16				

FIG. 95 HOOD(LONG)SYSTEM(TG5475-R TYPE)

1748-601D-0100

KEY	PART CODE	DESCRIPTION	S P C	TYPE OF MODEL		I T C	C O L	G R P	REMARKS
				TG5395 FH	TG5475 FH				
1	1734-601-200-70	HOOD COMP	*		1		4L		
2	1421-602-005-10	CUSHION,B/ RUBBER	*		2				
3	V304-460-008-00	NUT/M8/7T	*		2				
4	1423-616-004-00	CUSHION/RUBBER/10X25	*		2				
5	V560-160-008-00	PIN/SNAP	*		1				
6	1734-601-006-10	INSULATOR	*		1				
7	1734-601-052-20	INSULATOR/HOOD	*		2				
8	1748-601-001-00	INSULATOR/200X240	*		1				
9	1636-630-008-00	TRIM/150	*		2				
10	1650-601-001-00	HANDLE	*		1				
11	1650-601-007-00	WASHER/12X25X02	*		1				
12	3610-440-018-00	WASHER	*		1				
13	1716-601-002-00	ARM/PLATE	*		1				
14	V411-260-008-00	WASHER,PL/M8	*		1				
15	V304-260-008-00	NUT/M8	*		2				
16	1588-117-001-00	SPRING/HE089	*		1				
17	1729-601-220-20	COVER COMP	*		1		4L		
18	1716-601-021-00	PIN/06X07	*		1				
19	V411-260-006-00	WASHER,PL/M6	*		1				
20	V560-160-006-00	PIN/SNAP	*		1				
21	1716-601-018-00	SPRING/HE036	*		1				
22	1716-601-019-00	TUBE/06X10X20	*		1				
23	1672-601-002-00	TRIM/20	*		2				
24	1729-601-001-20	MOLDING/FRONT	*		1				
25	1444-601-015-00	WASHER/6X14X3	*		5				
26	V350-160-006-00	NUT,SPEED/M6	*		5				
27	1734-601-001-10	MOLDING/LH	*		1				
28	1734-601-002-10	MOLDING/RH	*		1				
29	1444-601-015-00	WASHER/6X14X3	*		16				
30	V350-160-006-00	NUT,SPEED/M6	*		16				

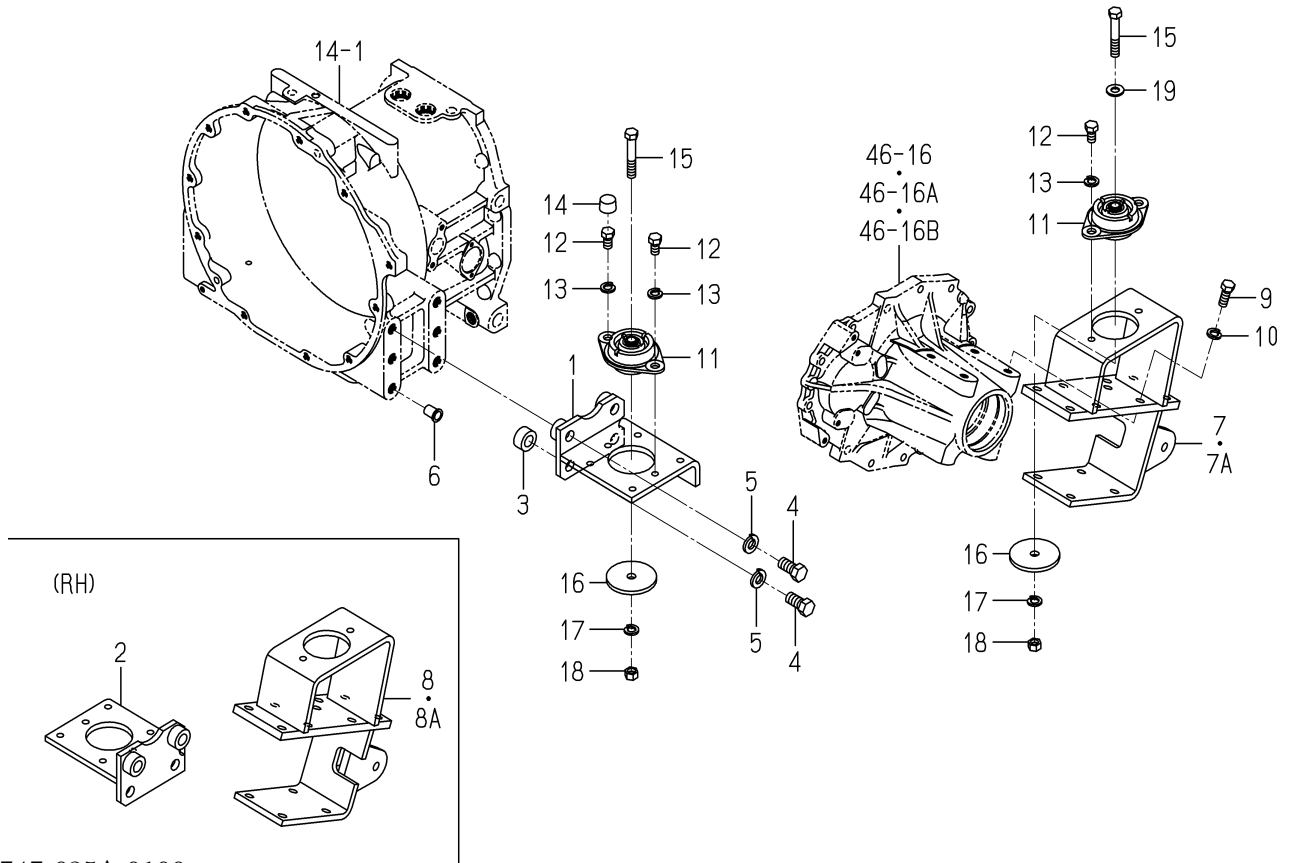
FIG.107 GUIDE(LEVER)SYSTEM(C TYPE)



1747-608E-0100

KEY	PART CODE	DESCRIPTION	S P C	TYPE OF MODEL		I T C	C O L	G R P	REMARKS
				TG5395 FH	TG5475 FH				
1	1747-608-260-00	GUIDE/LEVER/LH COMP	*	1	1		5I		
2	1747-608-270-00	GUIDE/LEVER/RH COMP	*	1	1		5I		
3	V231-360-801-20	FLANGE BOLT/M8X12	*	6	6				
4	1594-609-200-00	PLATE COMP	*	2	2				
5	1690-608-003-00	BOLT/KNOB/M06X27	*	2	2				
6	1421-507-014-00	WASHER/6X24X2	*	2	2				
7	V500-161-601-50	PIN,SPLIT/1.6X15	*	2	2				
8	1742-608-011-10	COVER/GUIDE/LH	*	1	1				
9	1747-608-002-00	INSULATOR/GUIDE/LH	*	1 -207	1 -121				
9A	1747-608-002-10	INSULATOR/GUIDE/LH	*	1 208-	1 122-	1			
10	1742-608-013-10	INSULATOR	*	1 -292	1 -149				
10A	1742-608-013-20	INSULATOR	*	1 293-	1 150-	1			
11	1742-608-014-00	INSULATOR	*	1 -199	1 -105				
11A	1742-608-014-00	INSULATOR	*	1 200-	1 106-				
12	1742-608-015-10	INSULATOR	*	1	1				
13	1742-608-032-00	INSULATOR/80X175X10	*	1	1				
14	1747-608-008-10	COVER/GUIDE/RH	*	1	1	1			
15	1747-608-004-00	INSULATOR/GUIDE/RH	*	1	1				
16	1729-705-008-00	SCREW/TRUSS/M05X12	*	8	8				
17	1747-608-001-00	PLATE/INNER/LH	*	1	1				
18	1747-608-003-00	PLATE	*	1	1				
19	V361-260-006-00	NUT,WASHER/M6	*	5	5				
20	1742-608-027-00	PLATE	*	1	1				
21	1747-608-007-10	PLATE	*	1	1	1			
22	4130-705-002-00	GROMMET/20	*	1	1				
23	1747-608-005-00	PLATE	*	2	2				
24	1747-608-280-00	PLATE COMP	*	2	2				
25	1729-705-008-00	SCREW/TRUSS/M05X12	*	4	4				

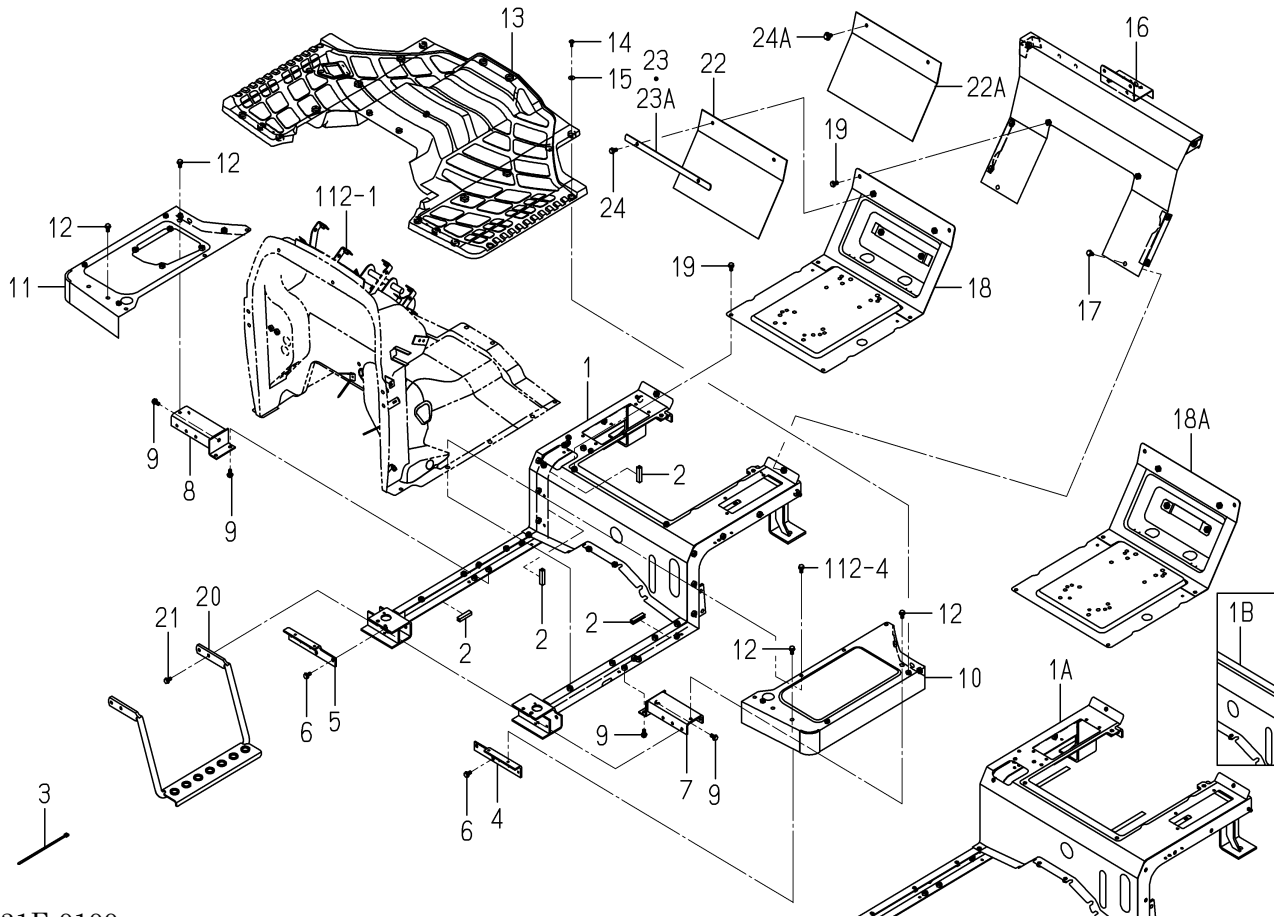
FIG.109 MOUNT SYSTEM(TG5395-C TYPE)



1747-625A-0100

KEY	PART CODE	DESCRIPTION	S P C	TYPE OF MODEL		I T C	C O L	G R P	REMARKS
				TG5395 FH	TG5475 FH				
1	1742-625-500-00	BRACKET/MOUNT/L COMP	*	1					
2	1742-625-510-10	BRACKET/MOUNT/R COMP	*	1					
3	1742-625-503-00	HUB/18X32X16	*	4					
4	V203-361-605-00	BOLT/M16X50/7T,P=1.5	*	8					
5	V401-160-016-00	WASHER,SP/M16	*	8					
6	1432-621-011-00	CAP,BLANK/M16	*	4					
7	1742-625-540-00	BRACKET/REAR/LH COMP	*	1 -212					
7A	1742-625-540-10	BRACKET/REAR/LH COMP	*	1 213-		1			
8	1742-625-550-00	BRACKET/REAR/RH COMP	*	1 -212					
8A	1742-625-550-10	BRACKET/REAR/RH COMP	*	1 213-		1			
9	V201-361-203-00	BOLT/M12X30/7T	*	14					
10	V401-160-012-00	WASHER,SP/M12	*	14					
11	1690-625-051-00	INSULATOR/MOUNT/CY	*	4					
12	V201-361-202-00	BOLT/M12X20/7T	*	8					
13	V401-160-012-00	WASHER,SP/M12	*	8					
14	1650-625-001-00	INSULATOR	*	2					
15	V201-361-208-00	BOLT/M12X80/7T	*	4					
16	1650-625-005-00	WASHER/13X75X06	*	4					
17	V401-160-012-00	WASHER,SP/M12	*	4					
18	V304-460-012-00	NUT/M12/7T	*	4					
19	V411-260-012-00	WASHER,PL/M12	*	2					

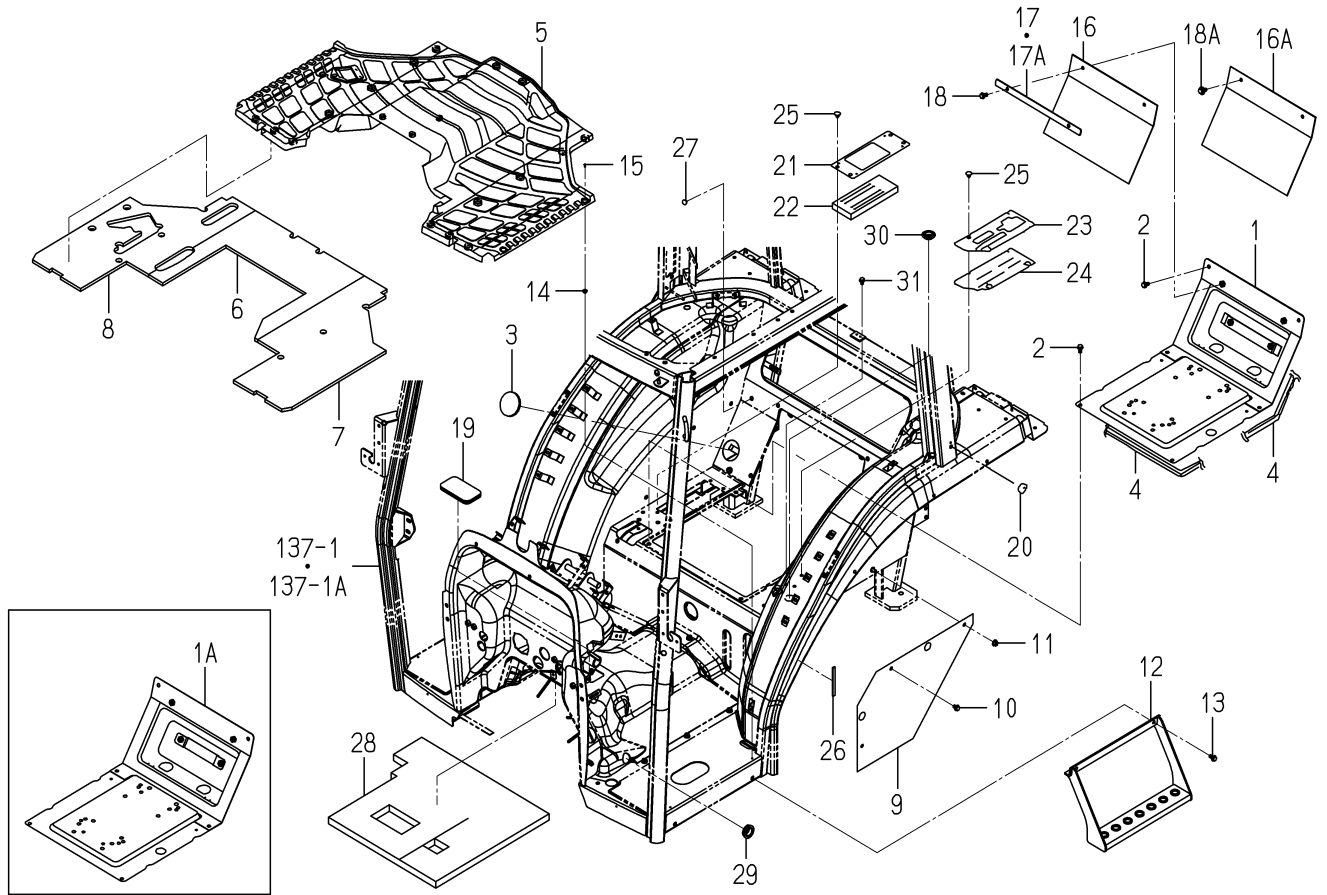
FIG.116 FLOOR(REAR)SYSTEM(TG5395-R TYPE)



1747-631E-0100

KEY	PART CODE	DESCRIPTION	S P C	TYPE OF MODEL		I T C	C O L	G R P	REMARKS
				TG5395 FH	TG5475 FH				
1	1747-631-710-00	PANEL/FLOOR/HST COMP	*	1-3			5I		
1A	1747-631-710-10	PANEL/FLOOR/HST COMP	*	1-212		1			
1B	1747-631-710-20	PANEL/FLOOR/HST COMP	*	1-213		1			
2	3666-202-005-10	PAD/50	*	4					
3	1376-402-003-00	BAND,WIRE/140	*	1					
4	1742-631-001-10	STAY/PLATE/LH	*	1					
5	1742-631-002-10	STAY/PLATE/RH	*	1					
6	V231-360-801-60	FLANGEBOLT/M8X16	*	4					
7	1742-631-250-00	BRACKET/LH COMP	*	1					
8	1742-631-260-00	BRACKET/RH COMP	*	1					
9	V231-360-801-60	FLANGEBOLT/M8X16	*	6					
10	1742-631-220-10	STEP/LH COMP	*	1			4L		
11	1747-631-900-10	STEP/RH/HST COMP	*	1		1	4L		
12	V231-360-801-60	FLANGEBOLT/M8X16	*	10					
13	1747-631-003-00	MAT/E4/HST	*	1					
14	1729-705-009-00	SCREW/TRUSS/M06X16	*	6					
15	3819-261-005-00	WASHER/07X18X01	*	6					
16	1746-631-240-10	COVER/REAR COMP	*	1			4L		
17	V231-360-801-60	FLANGEBOLT/M8X16	*	8					
18	1747-631-720-00	PANEL/SEAT COMP	*	1-161			4L		
18A	1747-631-720-10	PANEL/SEAT COMP	*	1-162		1	4L		
19	V231-360-801-60	FLANGEBOLT/M8X16	*	6					
20	1742-631-290-00	STEP/SUB COMP	*	1					
21	V231-360-801-60	FLANGEBOLT/M8X16	*	4					
22	1747-631-004-00	INSULATOR, COVER	*	1-292					
22A	1801-631-002-00	INSULATOR/COVER	*	1-293					
23	1747-631-005-00	PLATE/I/19X380	*	1-168					
23A	1747-631-005-10	PLATE/IR/19X360	*	1-292		1			
24	V231-360-801-60	FLANGEBOLT/M8X16	*	2-292					
24A	3650-831-004-00	BOLT,SP/21.5	*	2-293					

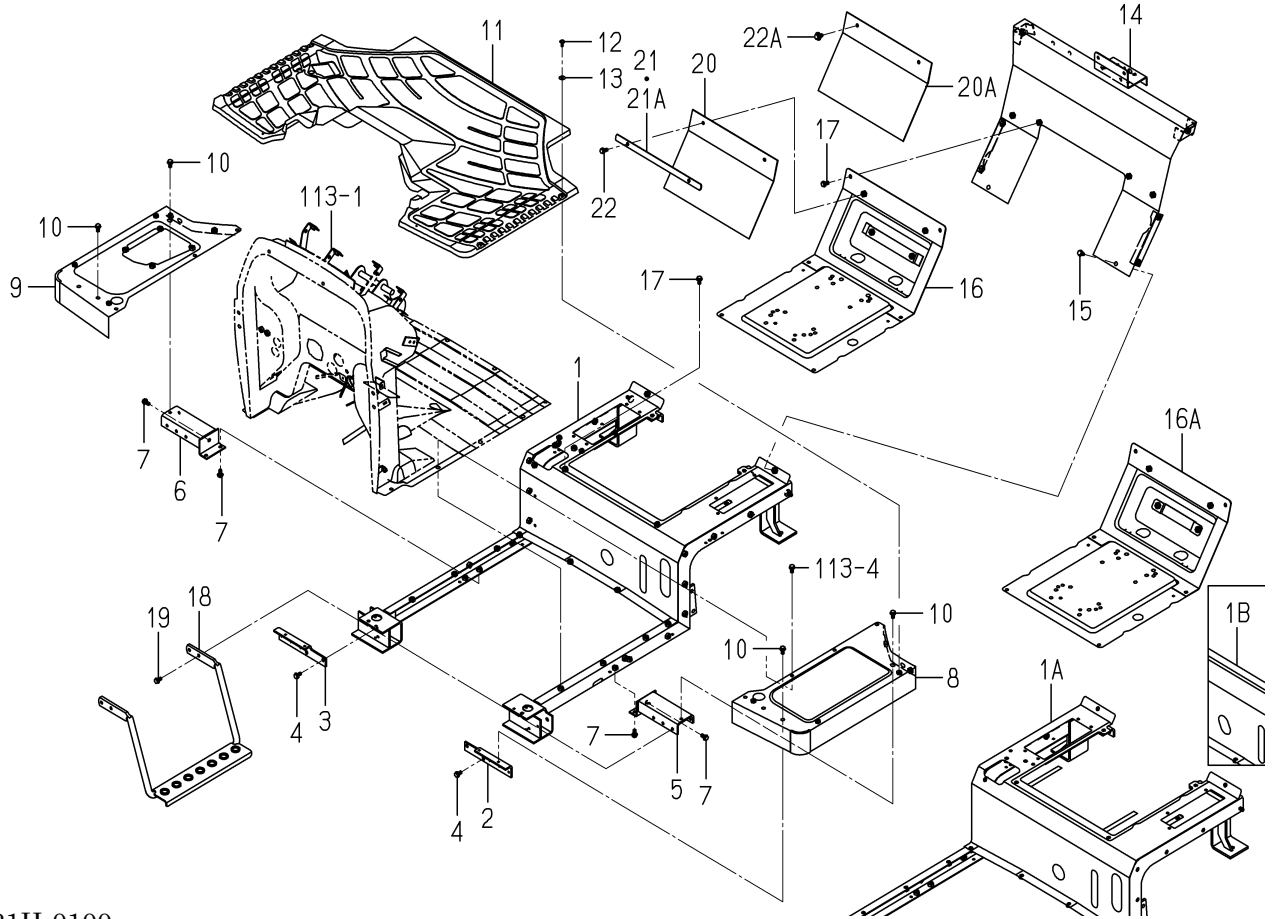
FIG.117 FLOOR(REAR)SYSTEM(TG5395-C TYPE)



1747-631F-0100

KEY	PART CODE	DESCRIPTION	S P C	TYPE OF MODEL		I T C	C O L	G R P	REMARKS
				TG5395 FH	TG5475 FH				
1	1747-631-720-00	PANEL/SEAT COMP	*	1 -161			4L		
1A	1747-631-720-10	PANEL/SEAT COMP	*	1 -162			1 4L		
2	V231-360-801-20	FLANGE BOLT/M8X12	*	6					
3	1729-631-006-00	PLUG/60	*	1					
4	1729-705-241-00	INSULATOR	*	3					
5	1747-631-052-00	MAT/CY/HST	*	1					
6	1729-631-056-10	INSULATOR/MAT/CENTER	*	1					
7	1729-631-057-00	INSULATOR/MAT/LH	*	1					
8	1729-631-058-10	INSULATOR/MAT/RH	*	1					
9	1729-631-053-00	COVER/CY	*	2			7F		
10	V231-360-801-20	FLANGE BOLT/M8X12	*	4					
11	V363-260-008-00	NUT/WASHER/M8	*	2					
12	1742-631-560-10	STEP/SUB COMP	*	2					
13	V231-360-801-60	FLANGE BOLT/M8X16	*	4					
14	1719-631-052-00	HOLDER	*	4					
15	W296-203-208-00	RIVET,BLIND/3.2X8	*	4					
16	1747-631-004-00	INSULATOR, COVER	*	1 -292					
16A	1801-631-002-00	INSULATOR/COVER	*	1 -293					
17	1747-631-005-00	PLATE/I/19X380	*	1 -168					
17A	1747-631-005-10	PLATE/IR/19X360	*	1 -292			1		
18	V231-360-801-60	FLANGE BOLT/M8X16	*	2 -292					
18A	3650-831-004-00	BOLT,SP/21.5	*	2 -293					
19	1674-630-053-00	CAP	*	1					
20	1783-658-001-00	LABEL/SEAL	*	3 -161					
21	1742-631-052-00	PLATE	*	1					
22	1742-631-053-10	INSULATOR	*	1					
23	1747-631-001-00	PLATE	*	1					
24	1742-631-055-70	INSULATOR/LEVER/LH	*	1					
25	1527-604-002-00	CLIP(B)	*	6					
26	1729-631-054-10	INSULATOR/08X100	*	2					

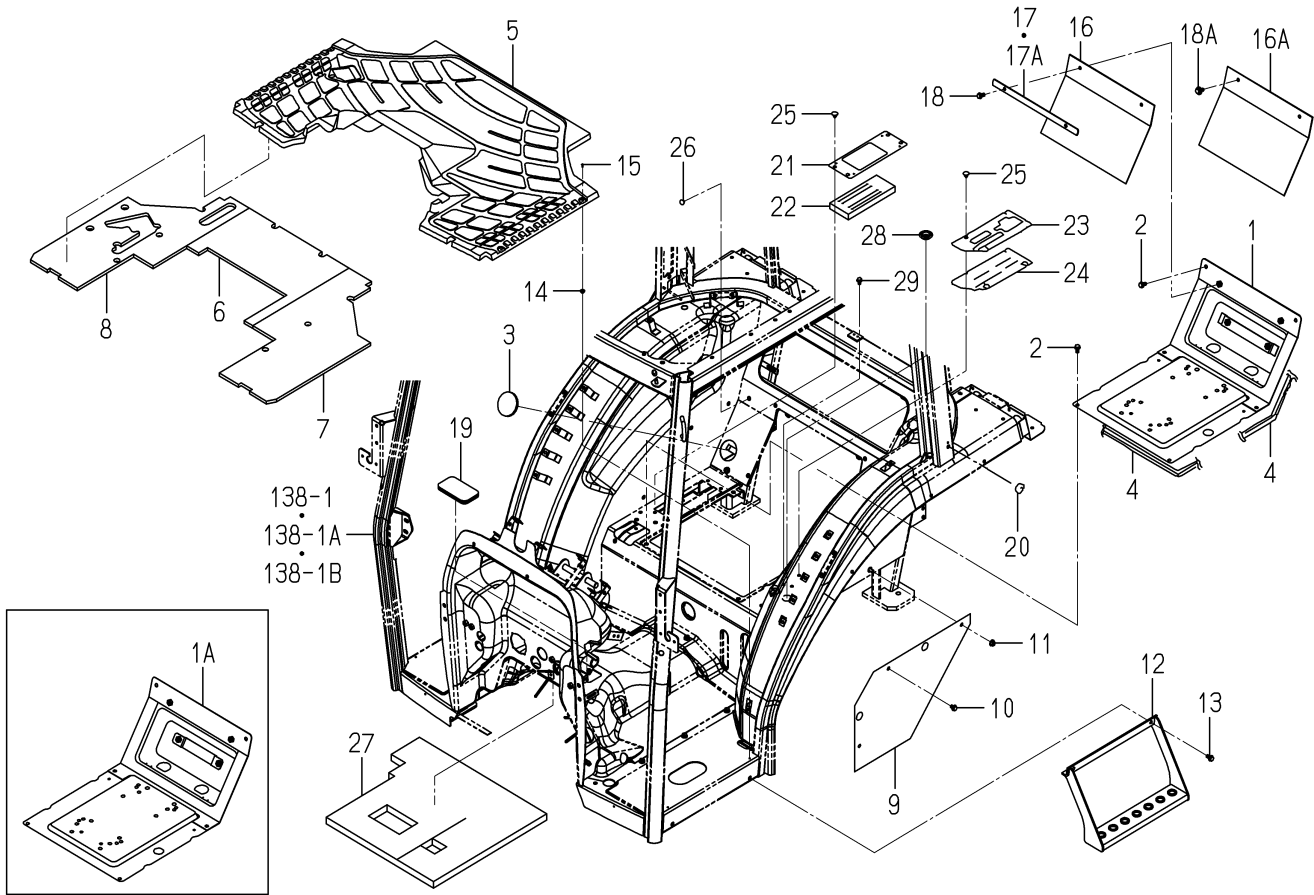
FIG.118 FLOOR(REAR)SYSTEM(TG5475-R TYPE)



1748-631H-0100

KEY	PART CODE	DESCRIPTION	S P C	TYPE OF MODEL		I T C	C O L	G R P	REMARKS
				TG5395 FH	TG5475 FH				
1	1748-631-710-00	PANEL/FLOOR/HST COMP	*		1 -4		5I		
1A	1748-631-710-10	PANEL/FLOOR/HST COMP	*		1 -107	1			
1B	1748-631-710-20	PANEL/FLOOR/HST COMP	*		1 108-	1			
2	1742-631-001-10	STAY/PLATE/LH	*		1				
3	1742-631-002-10	STAY/PLATE/RH	*		1				
4	V231-360-801-60	FLANGEBOLT/M8X16	*		4				
5	1742-631-250-00	BRACKET/LH COMP	*		1				
6	1742-631-260-00	BRACKET/RH COMP	*		1				
7	V231-360-801-60	FLANGEBOLT/M8X16	*		6				
8	1742-631-220-10	STEP/LH COMP	*		1		4L		
9	1747-631-900-10	STEP/RH/HST COMP	*		1	1	4L		
10	V231-360-801-60	FLANGEBOLT/M8X16	*		6				
11	1748-631-001-00	MAT/E4/HST	*		1				
12	1729-705-009-00	SCREW/TRUSS/M06X16	*		6				
13	3819-261-005-00	WASHER/07X18X01	*		6				
14	1748-631-240-10	COVER/REAR/E4 COMP	*		1				
15	V231-360-801-60	FLANGEBOLT/M8X16	*		8				
16	1747-631-720-00	PANEL/SEAT COMP	*		1 -76		4L		
16A	1747-631-720-10	PANEL/SEAT COMP	*		1 77-	1	4L		
17	V231-360-801-60	FLANGEBOLT/M8X16	*		6				
18	1742-631-290-00	STEP/SUB COMP	*		1				
19	V231-360-801-60	FLANGEBOLT/M8X16	*		4				
20	1747-631-004-00	INSULATOR, COVER	*		1 -149				
20A	1801-631-002-00	INSULATOR/COVER	*		1 150-				
21	1747-631-005-00	PLATE/I/19X380	*		1 -80				
21A	1747-631-005-10	PLATE/IR/19X360	*		1 -149	1			
22	V231-360-801-60	FLANGEBOLT/M8X16	*		2 -149				
22A	3650-831-004-00	BOLT,SP/21.5	*		2 150-				

FIG.119 FLOOR(REAR)SYSTEM(TG5475-CY TYPE)

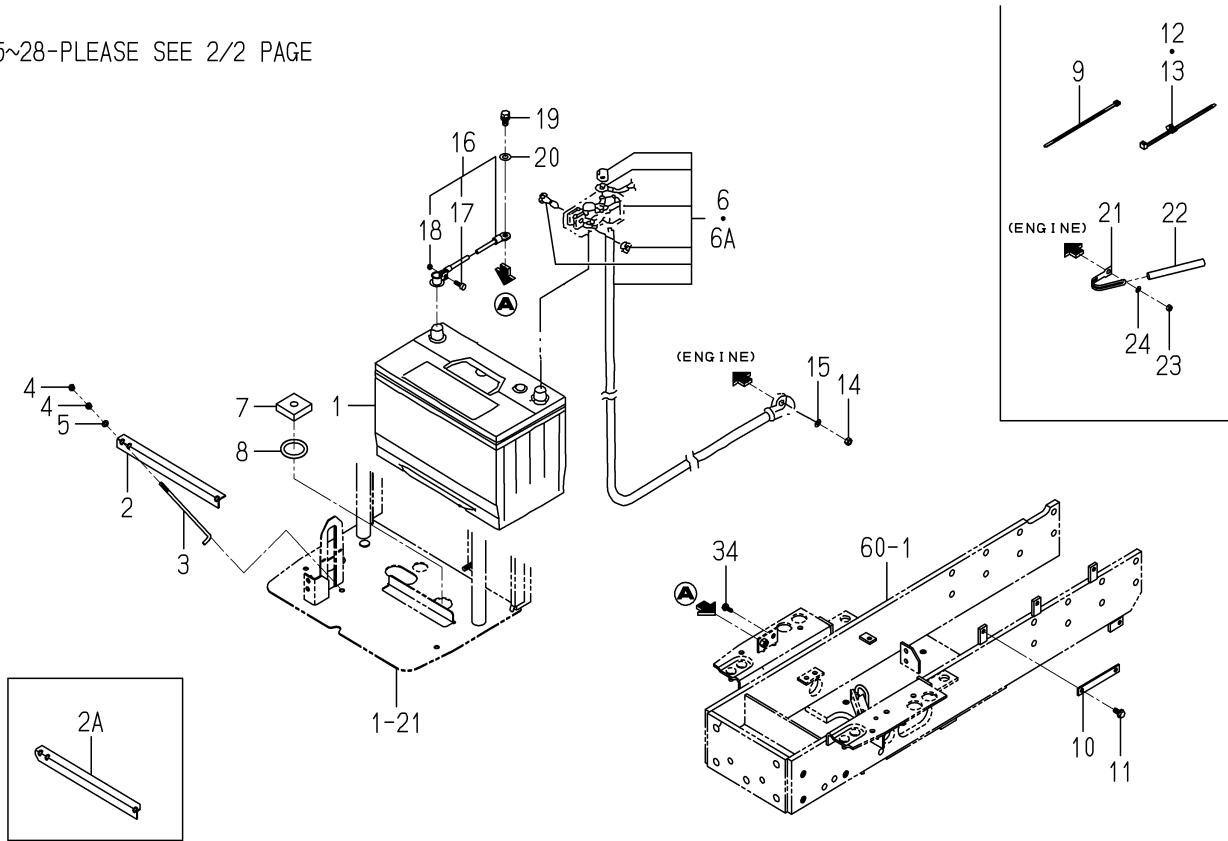


1748-631I-0100

KEY	PART CODE	DESCRIPTION	S P C	TYPE OF MODEL		I T C	C O L	G R P	REMARKS
				TG5395 FH	TG5475 FH				
1	1747-631-720-00	PANEL/SEAT COMP	*		1 -76		4L		
1A	1747-631-720-10	PANEL/SEAT COMP	*		1 77-	1	4L		
2	V231-360-801-20	FLANGE BOLT/M8X12	*		6				
3	1729-631-006-00	PLUG/60	*		1				
4	1729-705-241-00	INSULATOR	*		3				
5	1748-631-052-00	MAT/CY/HST	*		1				
6	1734-631-054-10	INSULATOR/MAT/CENTER	*		1				
7	1734-631-055-00	INSULATOR/MAT/LH	*		1				
8	1734-631-056-10	INSULATOR/MAT/RH	*		1				
9	1729-631-053-00	COVER/CY	*		2		7F		
10	V231-360-801-20	FLANGE BOLT/M8X12	*		4				
11	V363-260-008-00	NUT/WASHER/M8	*		2				
12	1742-631-560-10	STEP/SUB COMP	*		2				
13	V231-360-801-60	FLANGE BOLT/M8X16	*		4				
14	1719-631-052-00	HOLDER	*		4				
15	W296-203-208-00	RIVET,BLIND/3.2X8	*		4				
16	1747-631-004-00	INSULATOR, COVER	*		1 -149				
16A	1801-631-002-00	INSULATOR/COVER	*		1 150-				
17	1747-631-005-00	PLATE/I/19X380	*		1 -80				
17A	1747-631-005-10	PLATE/IR/19X360	*		1 -149	1			
18	V231-360-801-60	FLANGE BOLT/M8X16	*		2 -149				
18A	3650-831-004-00	BOLT,SP/21.5	*		2 150-				
19	1674-630-053-00	CAP	*		1				
20	1783-658-001-00	LABEL/SEAL	*		3 -76				
21	1742-631-052-00	PLATE	*		1				
22	1742-631-053-10	INSULATOR	*		1				
23	1747-631-001-00	PLATE	*		1				
24	1742-631-055-70	INSULATOR/LEVER/LH	*		1				
25	1527-604-002-00	CLIP(B)	*		6				
26	1434-611-002-10	CAP(M8)	*		2				

FIG.120 ELC.(FRONT)SYSTEM(TG5395)(1/2)

25~28-PLEASE SEE 2/2 PAGE

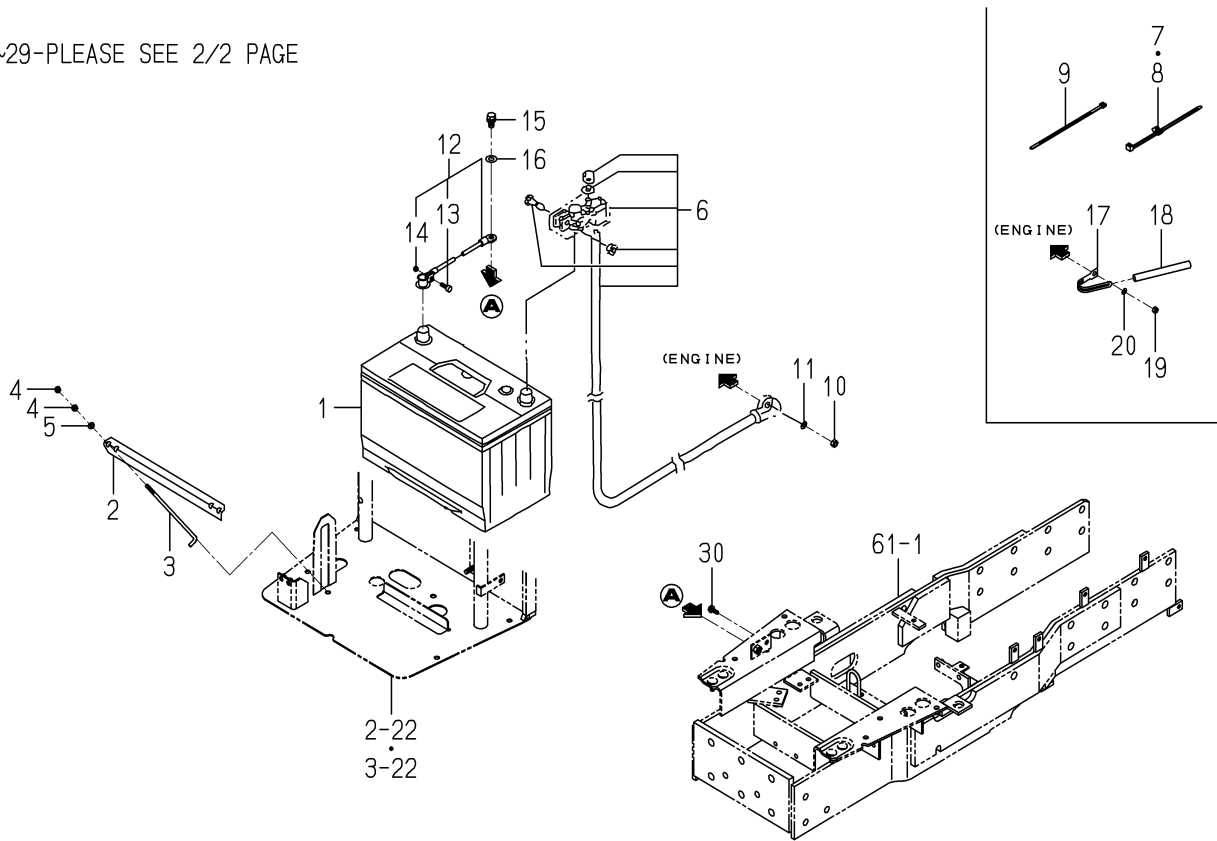


1747-650A-0100

KEY	PART CODE	DESCRIPTION	S P C	TYPE OF MODEL		I T C	C O L	G R P	REMARKS
				TG5395 FH	TG5475 FH				
1	1742-650-220-00	BATTERY/80D26R ASSY	*	1					
2	1716-112-001-00	PLATE/BATTERY	*	-118					
2A	1716-112-001-10	PLATE/BATTERY	*	119-		1			
3	1675-112-002-00	BOLT/BATTERY	*	2					
4	1746-811-001-00	NUT	*	4					
5	V411-260-006-00	WASHER,PL/M6	*	2					
6	1747-650-200-00	CABLE/BATTERY ASSY	*	1-292					
6A	1747-650-200-20	CABLE/BATTERY ASSY	*	1-293		1			
7	1741-112-053-10	INSULATOR/50X50X15	*	1					
8	2504-165-002-10	INSULATOR	*	1					
9	1376-402-003-00	BAND,WIRE/140	*	2					
10	3666-223-001-00	PLATE/I/16X116	*	1					
11	V231-360-801-60	FLANGEBOLT/M8X16	*	1					
12	1560-666-004-00	BAND	*	1					
13	1560-666-004-00	BAND	*	1					
14	V304-260-008-00	NUT/M8	*	1					
15	V401-160-008-00	WASHER,SP/M8	*	1					
16	1773-650-220-00	CABLE/EARTH ASSY	*	1					
17	1725-112-212-00	BOLT	*	1					
18	1725-112-213-00	NUT	*	1					
19	V211-261-002-00	BOLT,S/M10X20	*	1					
20	V411-260-010-00	WASHER,PL/M10	*	1					
21	1650-650-015-00	CLAMP	*	1					
22	1650-650-017-00	TUBE/120	*	1					
23	V301-260-006-00	NUT/M6	*	1					
24	V401-160-006-00	WASHER,SP/M6	*	1					
25	1674-652-200-20	LAMP/HEAD ASSY	*	2		1			
26	1674-652-202-10	BULB/12V/45/40W	*	2		1			
27	V111-166-003-00	SCREW/M6X30	*	6					
28	1729-650-002-00	SPRING/HC016	*	6					

FIG.121 ELC.(FRONT)SYSTEM(TG5475)(1/2)

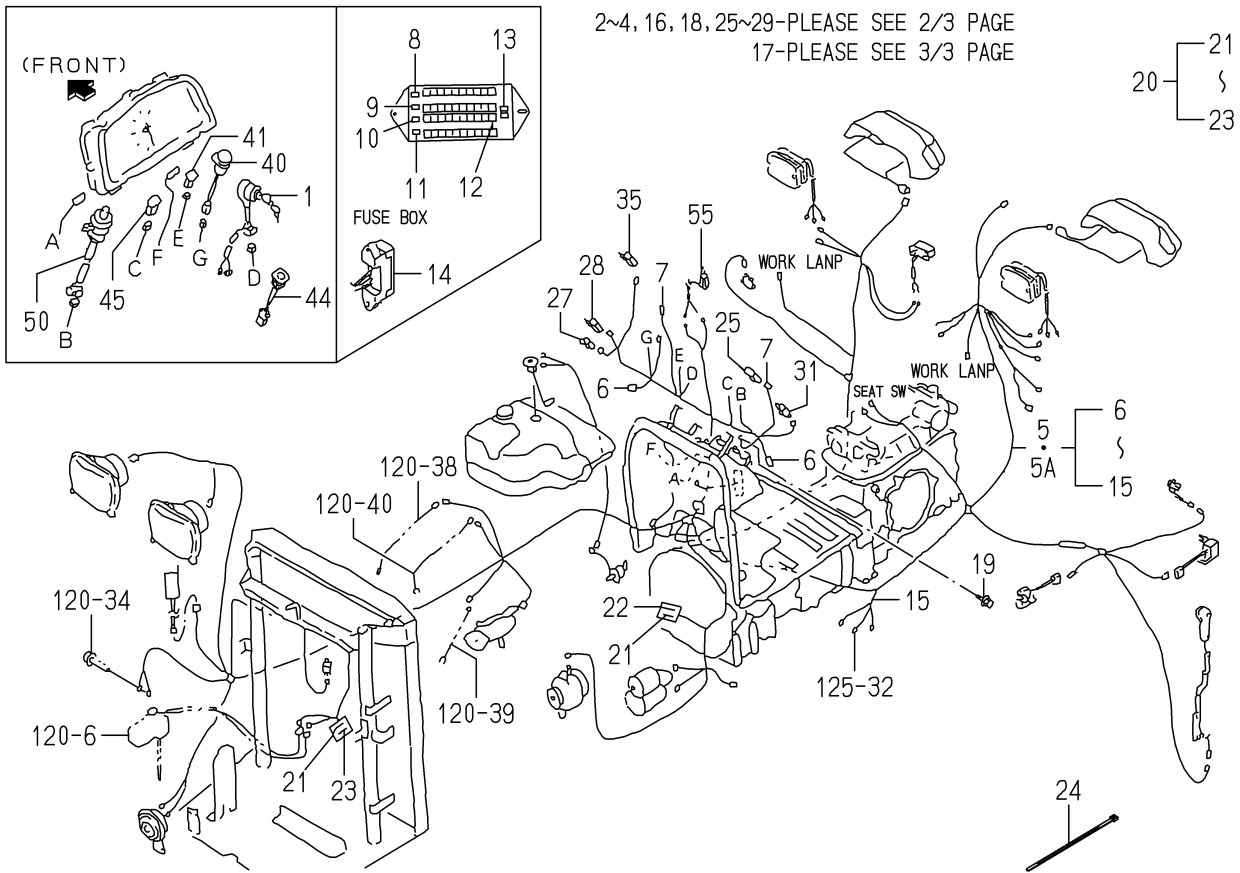
21~29-PLEASE SEE 2/2 PAGE



1748-650F-0100

KEY	PART CODE	DESCRIPTION	S P C	TYPE OF MODEL		I T C	C O L	G R P	REMARKS
				TG5395 FH	TG5475 FH				
1	1744-650-230-00	BATTERY/115D31R ASSY	*		1				
2	1422-687-001-10	PLATE,BATTERY SET	*		1				
3	1675-112-002-00	BOLT/BATTERY	*		2				
4	1746-811-001-00	NUT	*		4				
5	V411-260-006-00	WASHER,PL/M6	*		2				
6	1748-650-200-00	CABLE/BATTERY ASSY	*		1				
7	1560-666-004-00	BAND	*		2				
8	1560-666-004-00	BAND	*		1				
9	1376-402-003-00	BAND,WIRE/140	*		1				
10	V304-260-008-00	NUT/M8	*		1				
11	V401-160-008-00	WASHER,SP/M8	*		1				
12	1773-650-220-00	CABLE/EARTH ASSY	*		1				
13	1725-112-212-00	BOLT	*		1				
14	1725-112-213-00	NUT	*		1				
15	V211-261-002-00	BOLT,S/M10X20	*		1				
16	V411-260-010-00	WASHER,PL/M10	*		1				
17	1650-650-015-00	CLAMP	*		1				
18	1650-650-017-00	TUBE/120	*		1				
19	V301-260-006-00	NUT/M6	*		1				
20	V401-160-006-00	WASHER,SP/M6	*		1				
21	1674-652-200-20	LAMP/HEAD ASSY	*		2	1			
22	1674-652-202-10	BULB/12V/45/40W	*		2	1			
23	V111-166-003-00	SCREW/M6X30	*		6				
24	1729-650-002-00	SPRING/HC016	*		6				
25	1746-650-210-10	STAY/LAMP/LH COMP	*		1				
26	1746-650-220-10	STAY/LAMP/RH COMP	*		1				
27	V111-165-001-20	SCREW/M5X12	*		6				
28	1740-680-530-20	HORN ASSY	*		1				
29	V230-360-601-60	FLANGE BOLT/M6X16	*		2				
30	V230-360-601-60	FLANGE BOLT/M6X16	*		1				

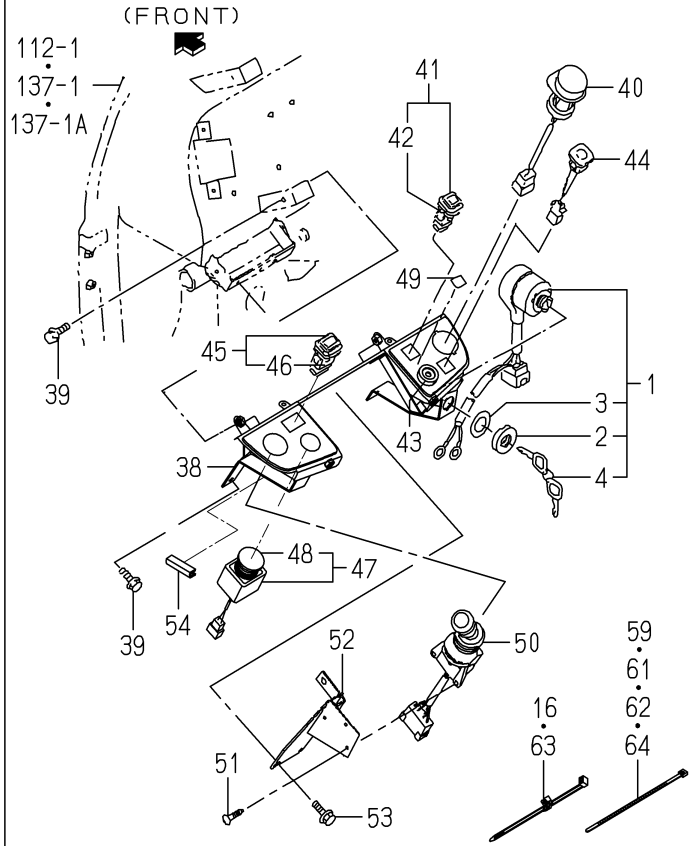
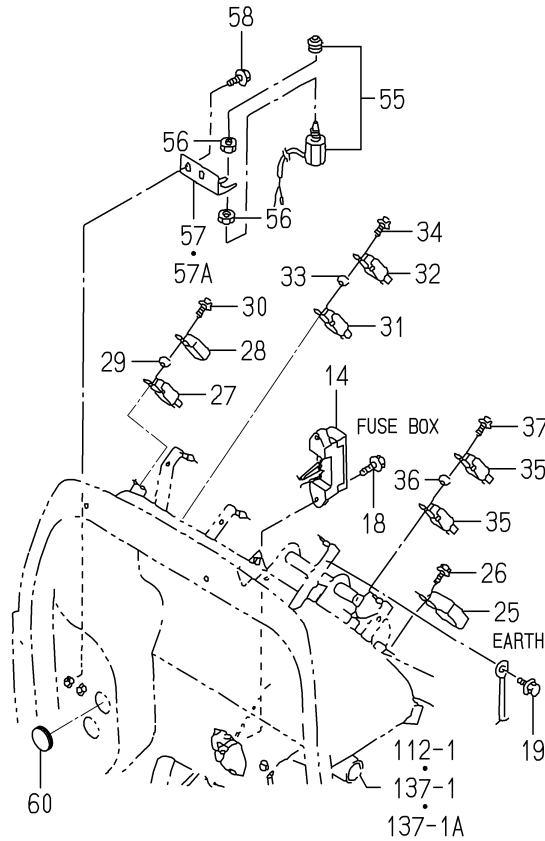
FIG.122 ELC.(MAIN)SYSTEM(TG5395)(1/3)



1747-652D-0100

KEY	PART CODE	DESCRIPTION	S P C	TYPE OF MODEL		I T C	C O L	G R P	REMARKS
				TG5395 FH	TG5475 FH				
1	1746-652-290-00	SWITCH/ROTALY/E SET	*	1					
2	1729-652-272-00	RINGNUT	*	1					
3	1729-652-273-00	WASHER	*	1					
4	1729-652-212-00	KEY	*	1					
5	1747-652-710-00	HARNESS/MAIN/H5DE4	*	1-50					
5A	1747-652-710-10	HARNESS/MAIN/H5DE4	*	1-51		1			
6	1560-666-212-00	DIODE	*	2					
7	1652-654-212-00	DIOD	*	2					
8	3824-247-202-00	FUSE/BLADE/32V05A	*	4					
9	3821-262-202-00	FUSE/BLADE/32V10A	*	6					
10	3821-262-203-00	FUSE(BLADE/32V15A)	*	9					
11	3821-262-204-00	FUSE/BLADE/32V20A	*	2					
12	3824-247-203-00	FUSE, BLADE/32	*	2					
13	3821-262-209-00	TOOL/FUSE	*	1					
14	3821-262-206-00	COVER/FUSE	*	1					
15	1747-652-712-00	LABEL/SPEEDSIGNAL	*	1					
16	1560-666-004-00	BAND	*	4					
17	1650-602-223-00	PAD/20	*	1					
18	V230-360-601-60	FLANGE BOLT/M6X16	*	2					
19	V230-360-601-60	FLANGE BOLT/M6X16	*	1					
20	1747-652-720-00	HARNESS/SLOW-BLOW	*	1					
21	1650-650-222-00	FUSE/SLOW BLOW/40A	*	2					
22	1650-650-243-00	FUSE/SLOW BLOW/60A	*	1					
23	1757-650-272-00	FUSE/SLOW BLOW/50A	*	1					
24	1376-402-003-00	BAND, WIRE/140	*	2					
25	1600-623-002-10	FLASHER ASSY	*	1					
26	V230-360-601-60	FLANGE BOLT/M6X16	*	1					
27	1690-658-370-00	RELAY/4P ASSY	*	1					
28	1690-652-210-00	RELAY ASSY	*	1					
29	1672-616-004-00	COLLAR/07X11X20	*	1					

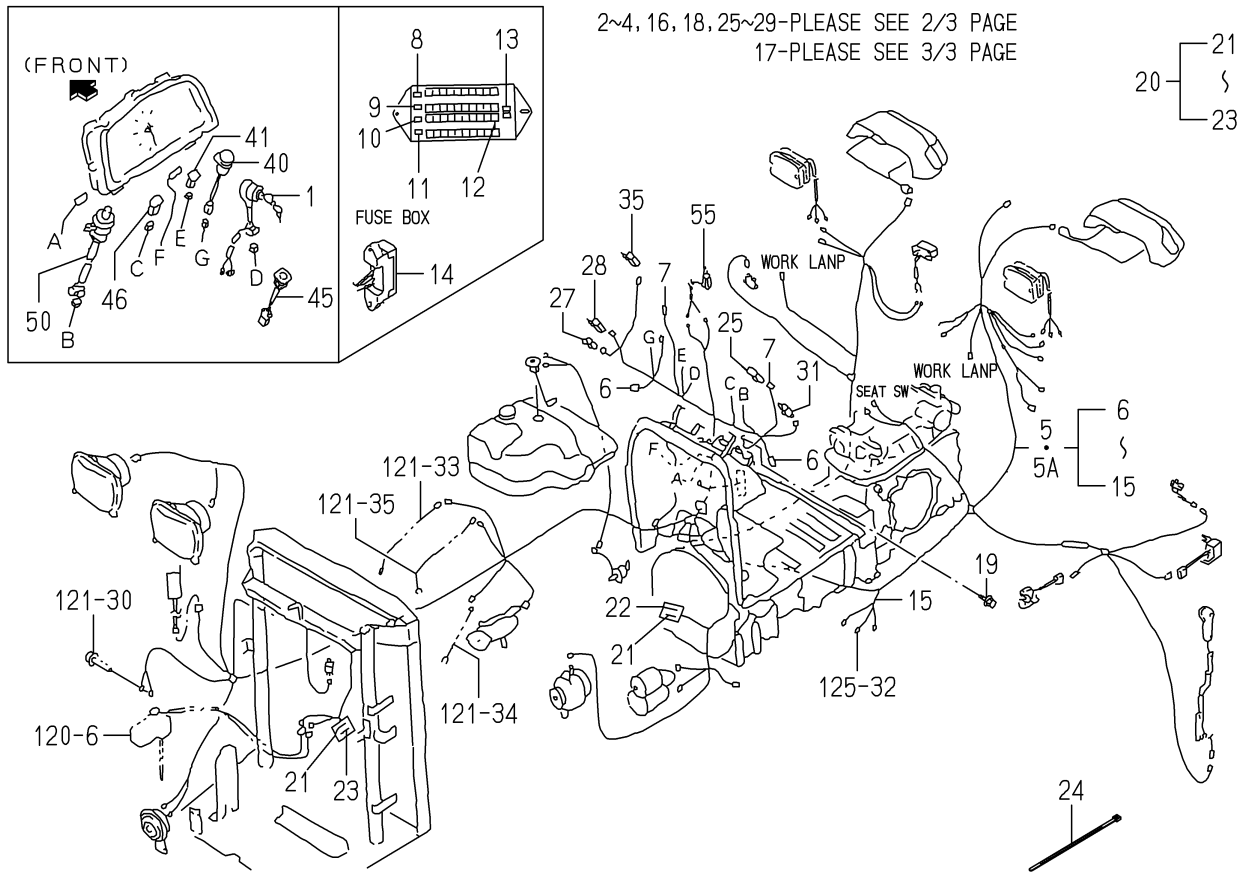
FIG.122 ELC.(MAIN)SYSTEM(TG5395)(2/3)



1747-652D-0100

KEY	PART CODE	DESCRIPTION	S P C	TYPE OF MODEL		I T C	C O L	G R P	REMARKS
				TG5395 FH	TG5475 FH				
30	V 230-360-603-50	FLANGE BOLT/M6X35	*	1					
31	1690-658-370-00	RELAY/4P ASSY	*	1					
32	1690-658-370-00	RELAY/4P ASSY	*	1					
33	1672-616-004-00	COLLAR/07X11X20	*	1					
34	V 230-360-603-50	FLANGE BOLT/M6X35	*	1					
35	1690-658-370-00	RELAY/4P ASSY	*	2					
36	1672-616-004-00	COLLAR/07X11X20	*	1					
37	V 230-360-603-50	FLANGE BOLT/M6X35	*	1					
38	1747-652-730-00	PANEL/SWITCH/H5/E4	*	1			5I		
39	V 230-360-601-60	FLANGE BOLT/M6X16	*	4					
40	1774-695-220-00	SWITCH/PTO ASSY	*	1					
41	1742-652-260-00	SWITCH/ALTERNAT ASSY	*	1					
42	3801-272-302-00	BULB/LAMP/12V1W	*	1					
43	6281-420-001-00	RESISTANCE	*	1					
44	1729-656-210-00	SWITCH ASSY	*	1					
45	1740-680-550-00	SWITCH/HAZARD ASSY	*	1					
46	1740-680-551-00	BULB/LAMP/14V60MA	*	1					
47	3817-283-210-00	SWITCH/R	*	1					
48	3817-283-212-00	SWITCH,BUTTOM	*	1					
49	1747-652-002-00	LABEL/MODE/PTO	*	1					
50	1772-652-220-10	SWITCH/COMBINATION	*	1					
51	1772-652-001-00	SCREW/TAPPING/3.5X13	*	3					
52	1772-652-230-00	BRACKET/SWITCH/COMBI	*	1					
53	V 230-360-601-60	FLANGE BOLT/M6X16	*	2					
54	3666-202-005-10	PAD/50	*	1					
55	1518-621-320-00	SWITCH,STOP	*	1					
56	1432-621-006-10	NUT,LOCK	*	2					
57	1746-652-004-00	PLATE	*	1					
57A	1746-652-004-10	PLATE	*	1			1		
58	V 231-360-801-60	FLANGE BOLT/M8X16	*	2					

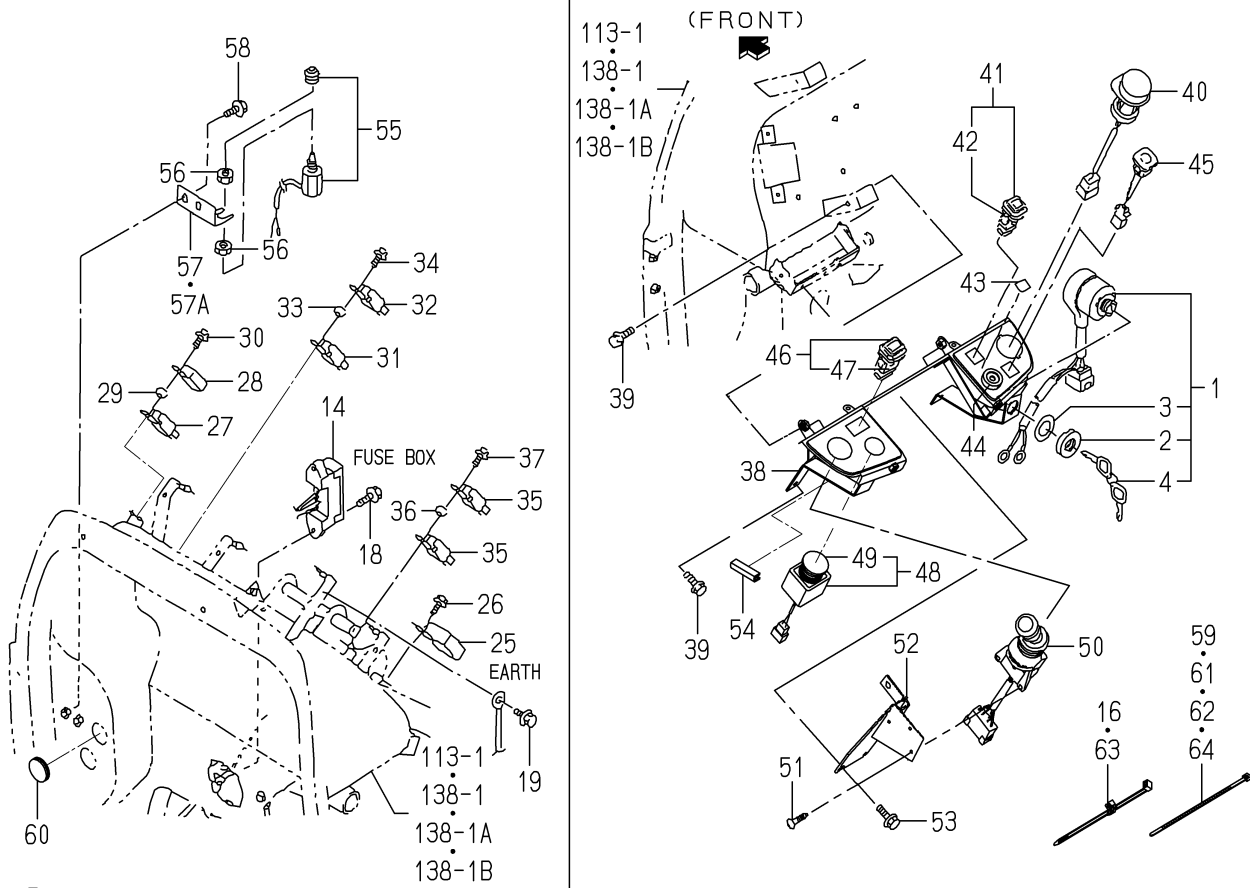
FIG.123 ELC.(MAIN)SYSTEM(TG5475)(1/3)



1748-652L-0100

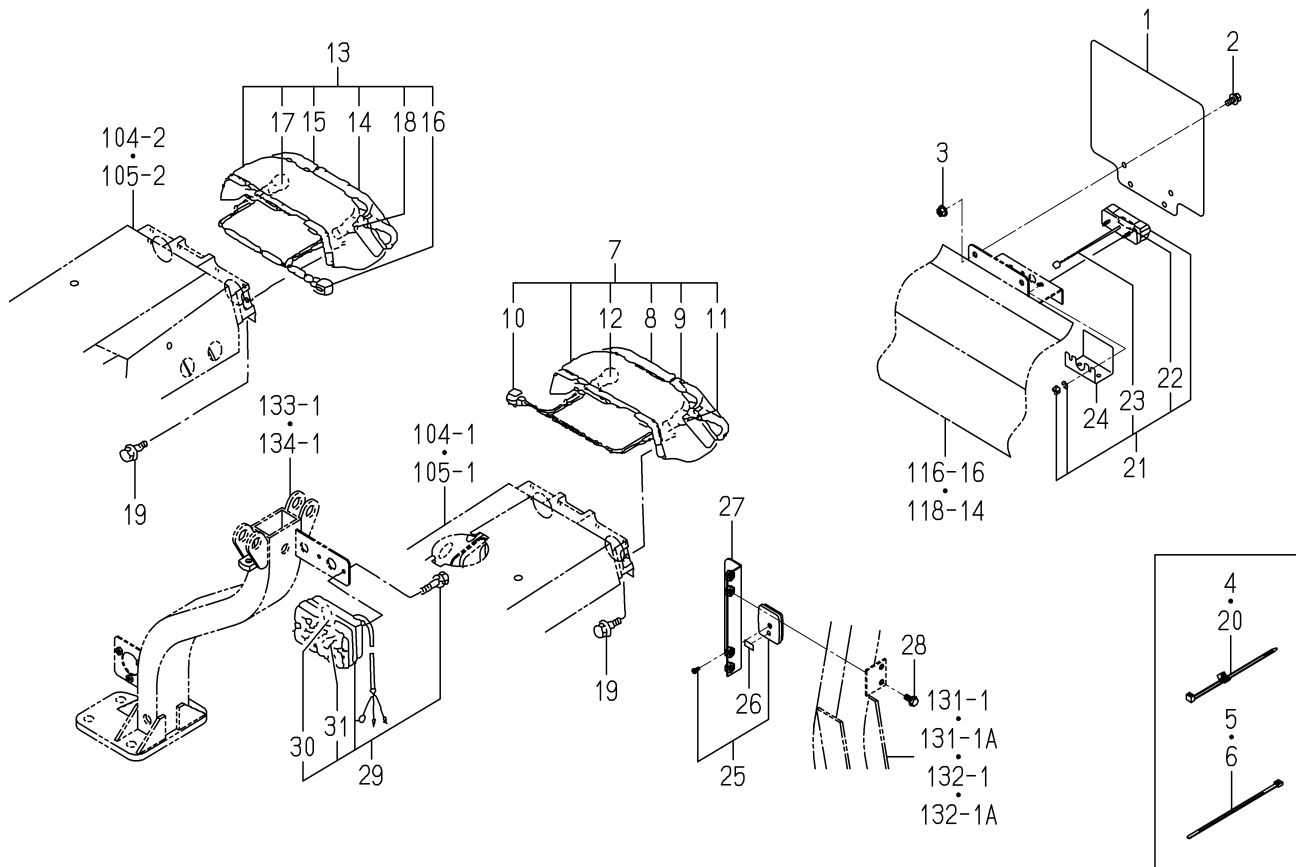
KEY	PART CODE	DESCRIPTION	S P C	TYPE OF MODEL		I T C	C O L	G R P	REMARKS
				TG5395 FH	TG5475 FH				
1	1746-652-290-00	SWITCH/ROTALY/E SET	*		1				
2	1729-652-272-00	RINGNUT	*		1				
3	1729-652-273-00	WASHER	*		1				
4	1729-652-212-00	KEY	*		1				
5	1747-652-710-00	HARNESS/MAIN/H5DE4	*		1-44				
5A	1747-652-710-10	HARNESS/MAIN/H5DE4	*		1-45-2	1			
6	1560-666-212-00	DIODE	*		2				
7	1652-654-212-00	DIOD	*		2				
8	3824-247-202-00	FUSE/BLADE/32V05A	*		4				
9	3821-262-202-00	FUSE/BLADE/32V10A	*		6				
10	3821-262-203-00	FUSE(BLADE/32V15A)	*		9				
11	3821-262-204-00	FUSE/BLADE/32V20A	*		2				
12	3824-247-203-00	FUSE,BLADE/32	*		2				
13	3821-262-209-00	TOOL/FUSE	*		1				
14	3821-262-206-00	COVER/FUSE	*		1				
15	1747-652-712-00	LABEL/SPEEDSIGNAL	*		1				
16	1560-666-004-00	BAND	*		4				
17	1650-602-223-00	PAD/20	*		1				
18	V230-360-601-60	FLANGE BOLT/M6X16	*		2				
19	V230-360-601-60	FLANGE BOLT/M6X16	*		1				
20	1747-652-720-00	HARNESS/SLOW-BLOW	*		1				
21	1650-650-222-00	FUSE/SLOW BLOW/40A	*		2				
22	1650-650-243-00	FUSE/SLOW BLOW/60A	*		1				
23	1757-650-272-00	FUSE/SLOW BLOW/50A	*		1				
24	1376-402-003-00	BAND, WIRE/140	*		2				
25	1600-623-002-10	FLASHER ASSY	*		1				
26	V230-360-601-60	FLANGE BOLT/M6X16	*		1				
27	1690-658-370-00	RELAY/4P ASSY	*		1				
28	1690-652-210-00	RELAY ASSY	*		1				
29	1672-616-004-00	COLLAR/07X11X20	*		1				

FIG.123 ELC.(MAIN)SYSTEM(TG5475)(2/3)



1748-652L-0100

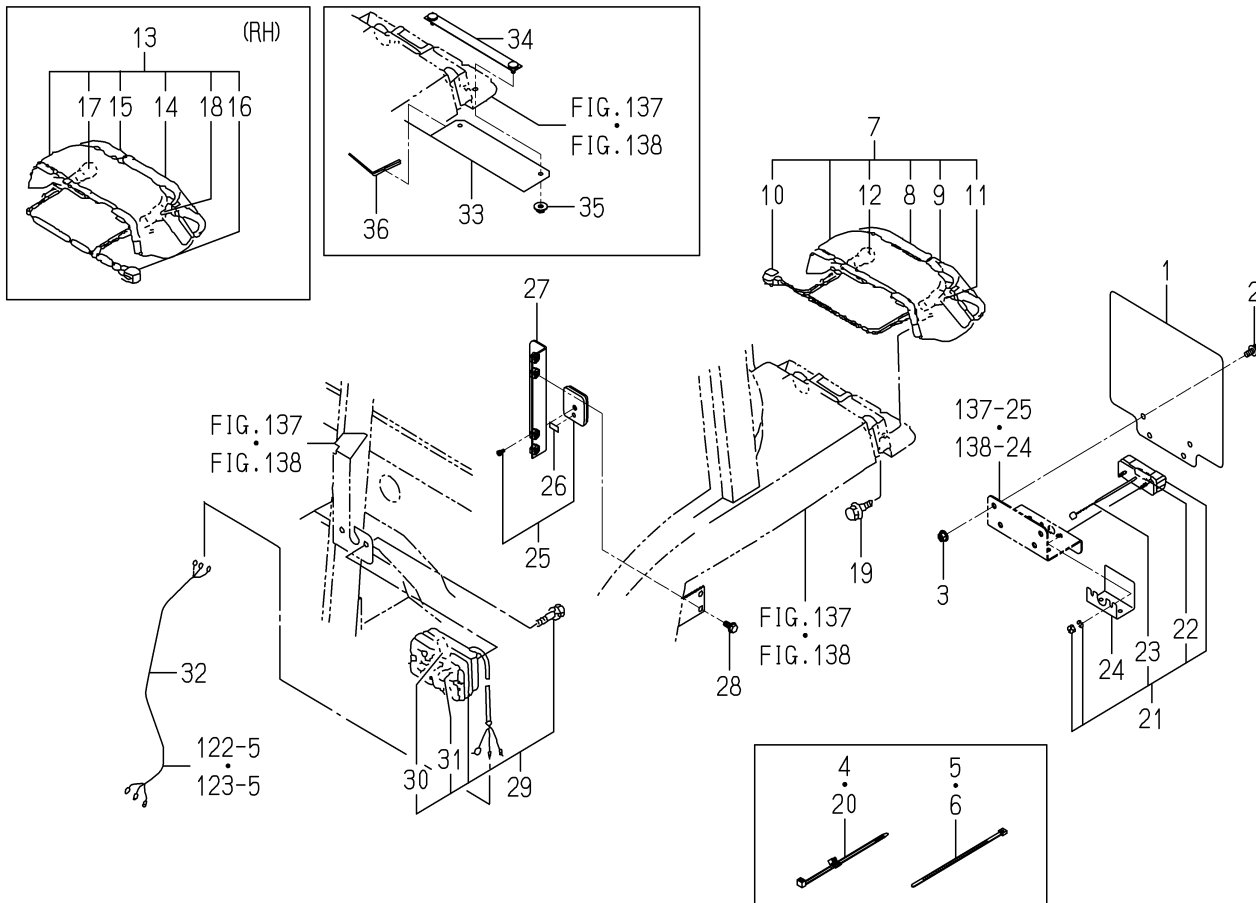
KEY	PART CODE	DESCRIPTION	S P C	TYPE OF MODEL		I T C	C O L	G R P	REMARKS
				TG5395 FH	TG5475 FH				
30	V230-360-603-50	FLANGE BOLT/M6X35	*		1				
31	1690-658-370-00	RELAY/4P ASSY	*		1				
32	1690-658-370-00	RELAY/4P ASSY	*		1				
33	1672-616-004-00	COLLAR/07X11X20	*		1				
34	V230-360-603-50	FLANGE BOLT/M6X35	*		1				
35	1690-658-370-00	RELAY/4P ASSY	*		2				
36	1672-616-004-00	COLLAR/07X11X20	*		1				
37	V230-360-603-50	FLANGE BOLT/M6X35	*		1				
38	1747-652-730-00	PANEL/SWITCH/H5/E4	*		1		5I		
39	V230-360-601-60	FLANGE BOLT/M6X16	*		4				
40	1774-695-220-00	SWITCH/PTO ASSY	*		1				
41	1742-652-260-00	SWITCH/ALTERNAT ASSY	*		1				
42	3801-272-302-00	BULB/LAMP/12V1W	*		1				
43	1747-652-002-00	LABEL/MODE/PTO	*		1				
44	6281-420-006-00	RESISTOR	*		1				
45	1729-656-210-00	SWITCH ASSY	*		1				
46	1740-680-550-00	SWITCH/HAZARD ASSY	*		1				
47	1740-680-551-00	BULB/LAMP/14V60MA	*		1				
48	3817-283-210-00	SWITCH/R	*		1				
49	3817-283-212-00	SWITCH,BUTTON	*		1				
50	1772-652-220-10	SWITCH/COMBINATION	*		1				
51	1772-652-001-00	SCREW/TAPPING/3.5X13	*		3				
52	1772-652-230-00	BRACKET/SWITCH/COMBI	*		1				
53	V230-360-601-60	FLANGE BOLT/M6X16	*		2				
54	3666-202-005-10	PAD/50	*		1				
55	1518-621-320-00	SWITCH,STOP	*		1				
56	1432-621-006-10	NUT,LOCK	*		2				
57	1746-652-004-00	PLATE	*		1-30				
57A	1746-652-004-10	PLATE	*		1-31	1			
58	V231-360-801-60	FLANGE BOLT/M8X16	*		2				

FIG.124 ELC.(REAR)SYSTEM(R TYPE)

1742-654B-0100

KEY	PART CODE	DESCRIPTION	S P C	TYPE OF MODEL		I T C	C O L	G R P	REMARKS
				TG5395 FH	TG5475 FH				
1	1772-635-001-10	PLATE/NUMBER/E4	*	1	1				
2	V211-360-802-00	BOLT,SP/M8X20	*	2	2				
3	V362-260-008-00	NUT/WASHER/M8	*	2	2				
4	1560-666-004-00	BAND	*	12	12				
5	1342-402-006-00	BAND,WIRE/250	*	4	4				
6	1376-402-003-00	BAND,WIRE/140	*	6	6				
7	1746-654-200-10	LAMP/REAR/LH SET	*	1	1				
8	1650-654-252-00	LENS/LH/TAIL	*	1	1				
9	1650-654-253-00	LENS/LH/TURN	*	1	1				
10	1746-654-201-10	HARNESS	*	1	1				
11	1564-654-213-00	BULB,LAMP/12V21W	*	1	1				
12	1566-656-211-00	BULB/12V21-5W	*	1	1				
13	1746-654-210-10	LAMP/REAR/RH SET	*	1	1				
14	1650-654-262-00	LENS/RH/TAIL	*	1	1				
15	1650-654-263-00	LENS/RH/TURN	*	1	1				
16	1746-654-201-10	HARNESS	*	1	1				
17	1564-654-213-00	BULB,LAMP/12V21W	*	1	1				
18	1566-656-211-00	BULB/12V21-5W	*	1	1				
19	V230-360-601-60	FLANGE BOLT/M6X16	*	4	4				
20	1560-666-004-00	BAND	*	4	4				
21	1674-654-270-00	LAMP/NUMBERPLAT SET	*	1	1				
22	1674-654-271-00	BULB/12V/5W	*	1	1				
23	1674-654-272-00	HARNESS/LAMP	*	1	1				
24	1774-660-003-10	GUARD/LIGHT	*	1	1				
25	1674-654-400-00	REFLECTOR ASSY	*	2	2				
26	1674-654-004-00	TAPE/10X20	*	2	2				
27	1742-654-220-10	STAY/REFLECTOR COMP	*	2	2				
28	V231-360-801-60	FLANGE BOLT/M8X16	*	4	4				
29	1674-654-200-10	LAMP/FRONT SET	*	2	2				
30	1674-654-211-00	BULB/12V21W	*	2	2				

FIG.125 ELC.(REAR)SYSTEM(C TYPE)

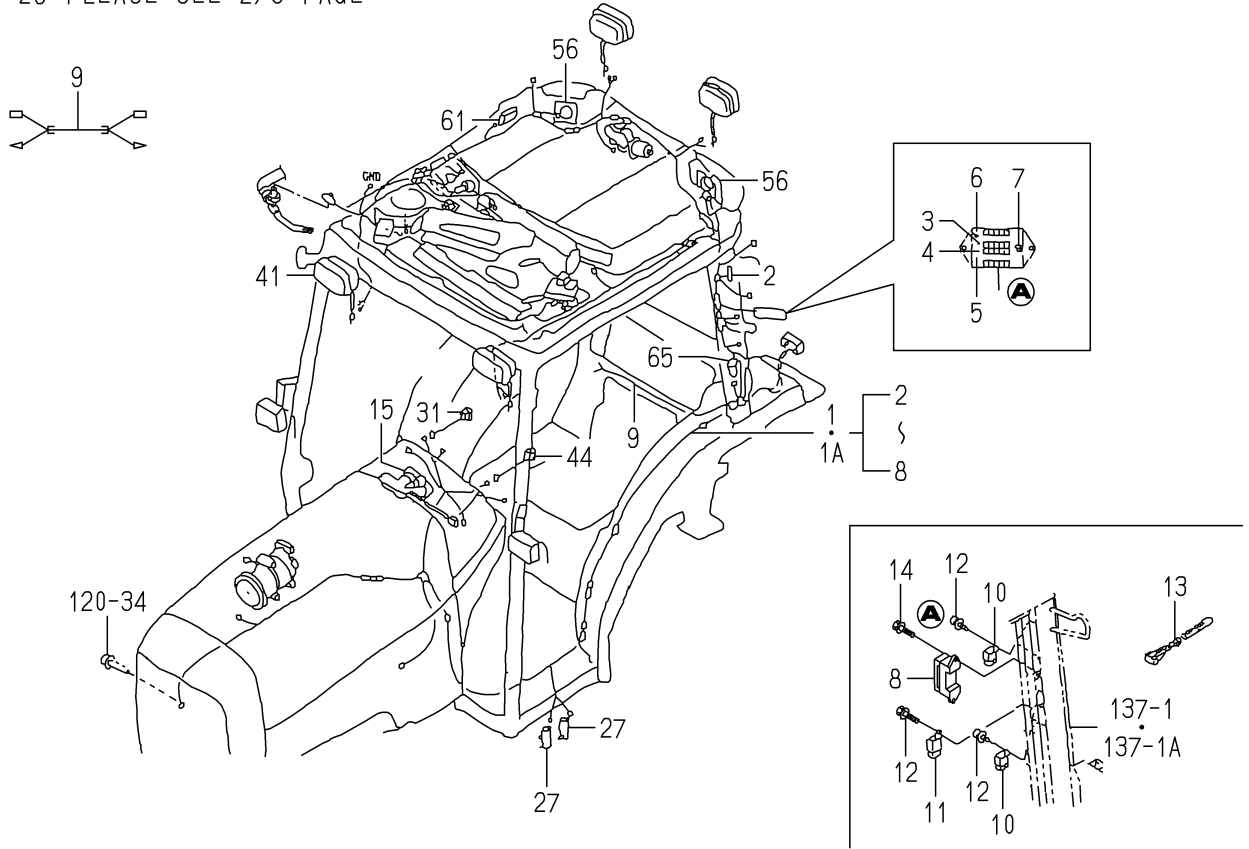


1742-654C-0100

KEY	PART CODE	DESCRIPTION	S P C	TYPE OF MODEL		I T C	C O L	G R P	REMARKS
				TG5395 FH	TG5475 FH				
1	1772-635-001-10	PLATE/NUMBER/E4	*	1	1				
2	V211-360-802-00	BOLT,SP/M8X20	*	2	2				
3	V362-260-008-00	NUT/WASHER/M8	*	2	2				
4	1560-666-004-00	BAND	*	12	12				
5	1342-402-006-00	BAND,WIRE/250	*	4	4				
6	1376-402-003-00	BAND,WIRE/140	*	6	6				
7	1746-654-200-10	LAMP/REAR/LH SET	*	1	1				
8	1650-654-252-00	LENS/LH/TAIL	*	1	1				
9	1650-654-253-00	LENS/LH/TURN	*	1	1				
10	1746-654-201-10	HARNESS	*	1	1				
11	1564-654-213-00	BULB,LAMP/12V21W	*	1	1				
12	1566-656-211-00	BULB/12V21-5W	*	1	1				
13	1746-654-210-10	LAMP/REAR/RH SET	*	1	1				
14	1650-654-262-00	LENS/RH/TAIL	*	1	1				
15	1650-654-263-00	LENS/RH/TURN	*	1	1				
16	1746-654-201-10	HARNESS	*	1	1				
17	1564-654-213-00	BULB,LAMP/12V21W	*	1	1				
18	1566-656-211-00	BULB/12V21-5W	*	1	1				
19	V230-360-601-60	FLANGE BOLT/M6X16	*	4	4				
20	1560-666-004-00	BAND	*	4	4				
21	1674-654-270-00	LAMP/NUMBERPLAT SET	*	1	1				
22	1674-654-271-00	BULB/12V/5W	*	1	1				
23	1674-654-272-00	HARNESS/LAMP	*	1	1				
24	1774-660-003-10	GUARD/LIGHT	*	1	1				
25	1674-654-400-00	REFLECTOR ASSY	*	2	2				
26	1674-654-004-00	TAPE/10X20	*	2	2				
27	1742-654-220-10	STAY/REFLECTOR COMP	*	2	2				
28	V231-360-801-60	FLANGE BOLT/M8X16	*	4	4				
29	1674-654-200-10	LAMP/FRONT SET	*	2	2				
30	1674-654-211-00	BULB/12V21W	*	2	2				

FIG.127 ELC.(CABIN)SYSTEM(TG5395-C TYPE)(1/3)

15~29-PLEASE SEE 2/3 PAGE

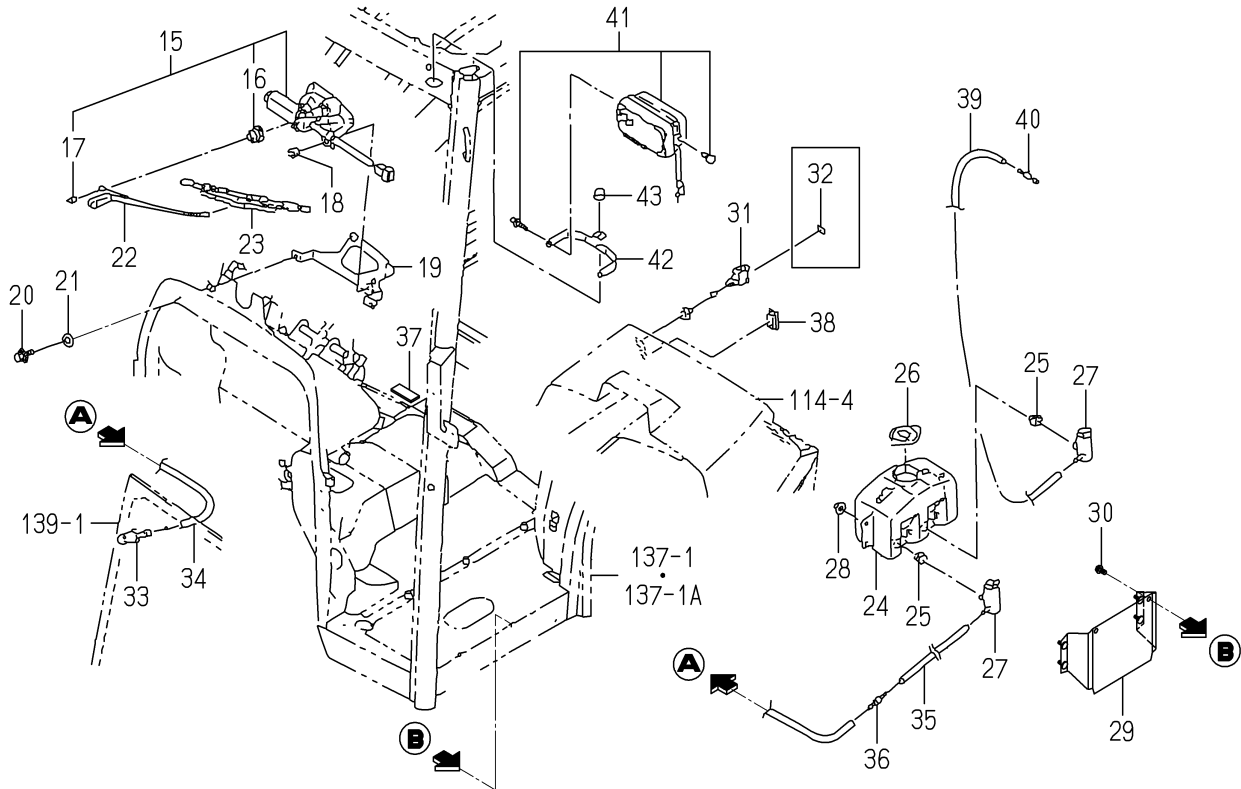


1746-658A-0100

KEY	PART CODE	DESCRIPTION	S P C	TYPE OF MODEL		I T C	C O L	G R P	REMARKS
				TG5395 FH	TG5475 FH				
1	1747-658-210-00	HARNNESS/CY/H5 ASSY	*	1	-46				
1A	1747-658-210-10	HARNNESS/CY/H5 ASSY	*	1	47-	1			
2	1560-666-212-00	DIODE	*	1					
3	1729-658-202-00	FUSE/BLADE/32V7.5A	*	2					
4	3821-262-203-00	FUSE(BLADE/32V15A)	*	5					
5	3821-262-202-00	FUSE/BLADE/32V10A	*	4					
6	3824-247-202-00	FUSE/BLADE/32V05A	*	3					
7	3821-262-209-00	TOOL/FUSE	*	1					
8	3824-247-204-00	COVER/FUSE	*	1					
9	1746-658-210-00	HARNNESS/LICENSE ASSY	*	1					
10	1690-658-370-00	RELAY/4P ASSY	*	2					
11	1593-623-530-00	RELAY,5P ASSY	*	1					
12	V210-360-601-20	BOLT,SP/M6X12	*	3					
13	1376-402-003-00	BAND,WIRE/140	*	6					
14	V210-360-601-60	BOLT,SP/M6X16	*	2					
15	1729-658-210-00	MOTOR/WIPER/175 ASSY	*	1					
16	1729-658-212-00	GROMMET	*	1					
17	V301-260-006-00	NUT/M6	*	1					
18	V361-260-006-00	NUT,WASHER/M6	*	3					
19	1729-658-300-30	STAY/WIPER COMP	*	1					
20	2144-501-011-10	BOLT/M6X16X16	*	2					
21	1673-705-008-10	WASHER/06X15X01	*	2					
22	1731-658-210-00	ARM/WIPER/330 ASSY	*	1					
23	1650-658-320-10	BLADE/WIPER/450 ASSY	*	1					
24	1729-658-311-00	TANK/WASHER/2M	*	1					
25	1729-658-312-00	GROMMET/W/T	*	2					
26	1729-658-313-00	CAP/W/T	*	1					
27	1729-658-314-00	PUMP/W/T	*	2					
28	V361-260-006-00	NUT,WASHER/M6	*	4					
29	1729-658-270-10	STAY/WASHER COMP	*	1					

FIG.127 ELC.(CABIN)SYSTEM(TG5395-C TYPE)(2/3)

44~59-PLEASE SEE 3/3 PAGE

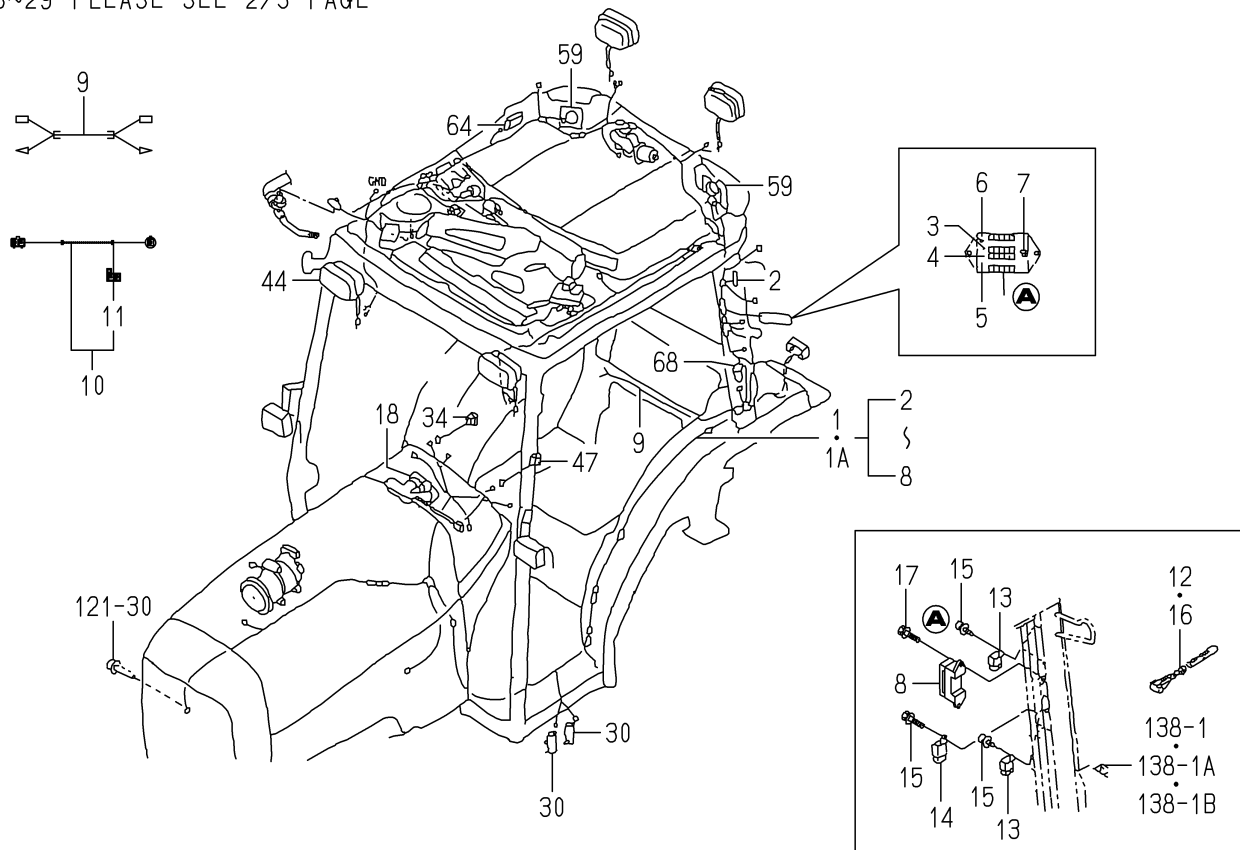


1746-658A-0100

KEY	PART CODE	DESCRIPTION	S P C	TYPE OF MODEL		I T C	C O L	G R P	REMARKS
				TG5395 FH	TG5475 FH				
30	V231-360-801-60	FLANGE BOLT/M8X16	*	2					
31	1518-621-540-00	SWITCH,WIPER ASSY	*	1					
32	1746-658-002-00	LABEL/WASHER/WIPER/F	*	1					
33	1691-658-200-00	NOZZLE/WASHER ASSY	*	1					
34	1704-666-058-10	HOSE/4100	*	1					
35	1650-658-005-00	HOSE/600	*	1					
36	1691-658-003-00	JOINT/WASHER	*	1					
37	1757-705-011-00	INSULATOR/05X25X60	*	1					
38	1742-658-002-00	CAP/22X38	*	1					
39	1704-666-058-10	HOSE/4100	*	1					
40	1518-621-532-00	VALVE,CHECK	*	1					
41	1696-658-340-20	LAMP/WORKING ASSY	*	2					FIG 199
42	1729-658-004-00	STAY/LAMP/WORKING	*	2					
43	V363-260-008-00	NUT/WASHER/M8	*	2					
44	1521-621-600-00	REAR DIFF SWITCH	*	1					
45	1521-621-601-00	DIFF LOSTING MARK	*	1					
46	1711-666-052-10	LABEL/LAMP/F/E4	*	1					
47	1742-658-002-00	CAP/22X38	*	1					
48	V210-360-601-60	BOLT,SP/M6X16	*	2					
49	3612-631-001-00	CLAMP,WINKER B	*	2					
50	1729-658-003-30	STAY/AUDIO	*	1					
51	1742-658-220-10	STAY COMP	*	2					
52	1742-658-001-10	PLATE/I/190X60	*	1					
53	1719-720-051-00	SCREW/TRUSS/M05X10	*	6					
54	V230-360-601-20	FLANGE BOLT/M6X12	*	2					
55	2144-501-012-00	BOLT/M6X20/16	*	1					
56	1729-658-320-00	SPAKER SET	*	2					
57	1673-666-621-00	COVER/SPEAKER COMP	*	2					
58	V111-174-001-60	SCREW/M4X16	*	8					
59	V360-260-004-00	NUT/WASHER/M4	*	8					

FIG.128 ELC.(CABIN)SYSTEM(TG5475-CY TYPE)(1/3)

18~29-PLEASE SEE 2/3 PAGE

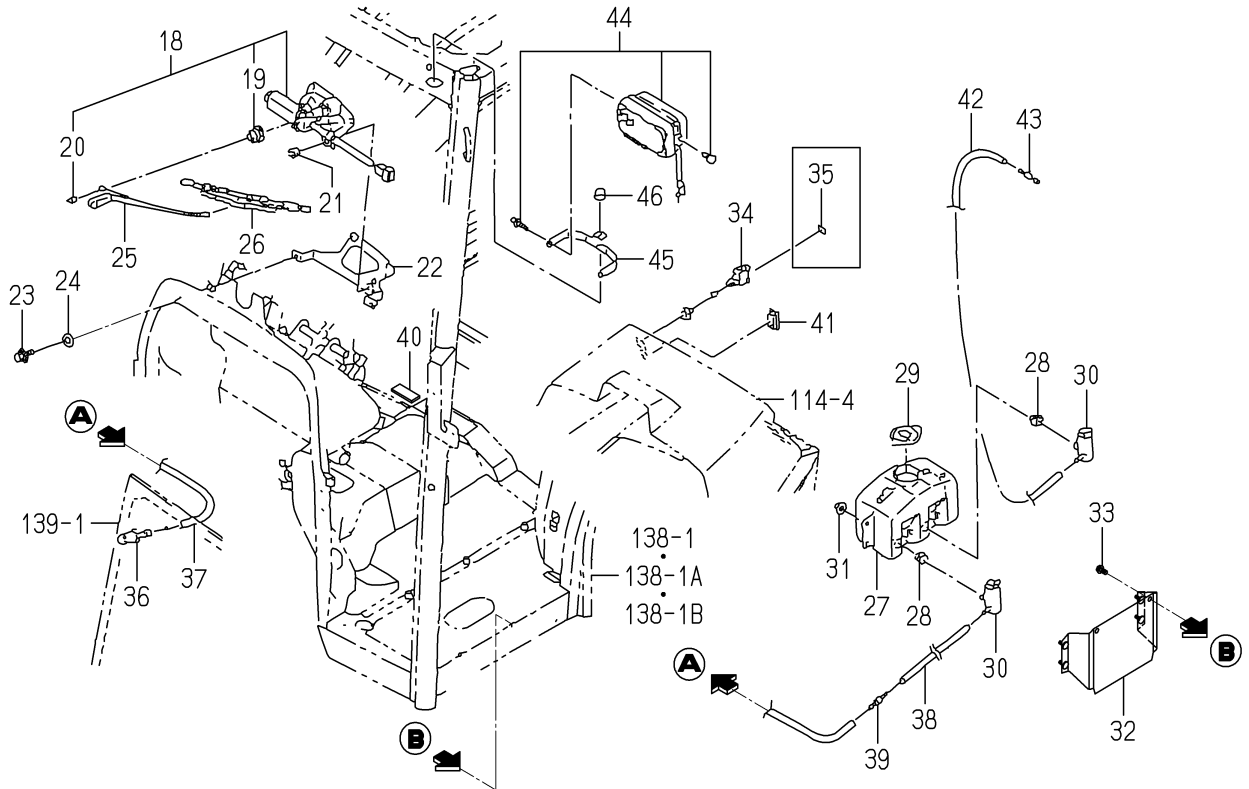


1748-658B-0100

KEY	PART CODE	DESCRIPTION	S P C	TYPE OF MODEL		I T C	C O L	G R P	REMARKS
				TG5395 FH	TG5475 FH				
1	1747-658-210-00	HARNESS/CY/H5 ASSY	*		1				
1A	1747-658-210-10	HARNESS/CY/H5 ASSY	*		1	1			
2	1560-666-212-00	DIODE	*		1				
3	1729-658-202-00	FUSE/BLADE/32V7.5A	*		2				
4	3821-262-203-00	FUSE(BLADE/32V15A)	*		5				
5	3821-262-202-00	FUSE/BLADE/32V10A	*		4				
6	3824-247-202-00	FUSE/BLADE/32V05A	*		3				
7	3821-262-209-00	TOOL/FUSE	*		1				
8	3824-247-204-00	COVER/FUSE	*		1				
9	1746-658-210-00	HARNESS/LICENSE ASSY	*		1				
10	1747-658-200-10	HARNESS/COMPRESSOR	*		1				
11	1560-666-212-00	DIODE	*		1				
12	1376-402-003-00	BAND,WIRE/140	*		1				
13	1690-658-370-00	RELAY/4P ASSY	*		3				
14	1593-623-530-00	RELAY,5P ASSY	*		1				
15	V210-360-601-20	BOLT,SP/M6X12	*		4				
16	1376-402-003-00	BAND,WIRE/140	*		6				
17	V210-360-601-60	BOLT,SP/M6X16	*		2				
18	1729-658-210-00	MOTOR/WIPER/175 ASSY	*		1				
19	1729-658-212-00	GROMMET	*		1				
20	V301-260-006-00	NUT/M6	*		1				
21	V361-260-006-00	NUT,WASHER/M6	*		3				
22	1729-658-300-30	STAY/WIPER COMP	*		1				
23	2144-501-011-10	BOLT/M6X16X16	*		2				
24	1673-705-008-10	WASHER/06X15X01	*		2				
25	1731-658-210-00	ARM/WIPER/330 ASSY	*		1				
26	1650-658-320-10	BLADE/WIPER/450 ASSY	*		1				
27	1729-658-311-00	TANK/WASHER/2M	*		1				
28	1729-658-312-00	GROMMET/W/T	*		2				
29	1729-658-313-00	CAP/W/T	*		1				

FIG.128 ELC.(CABIN)SYSTEM(TG5475-CY TYPE)(2/3)

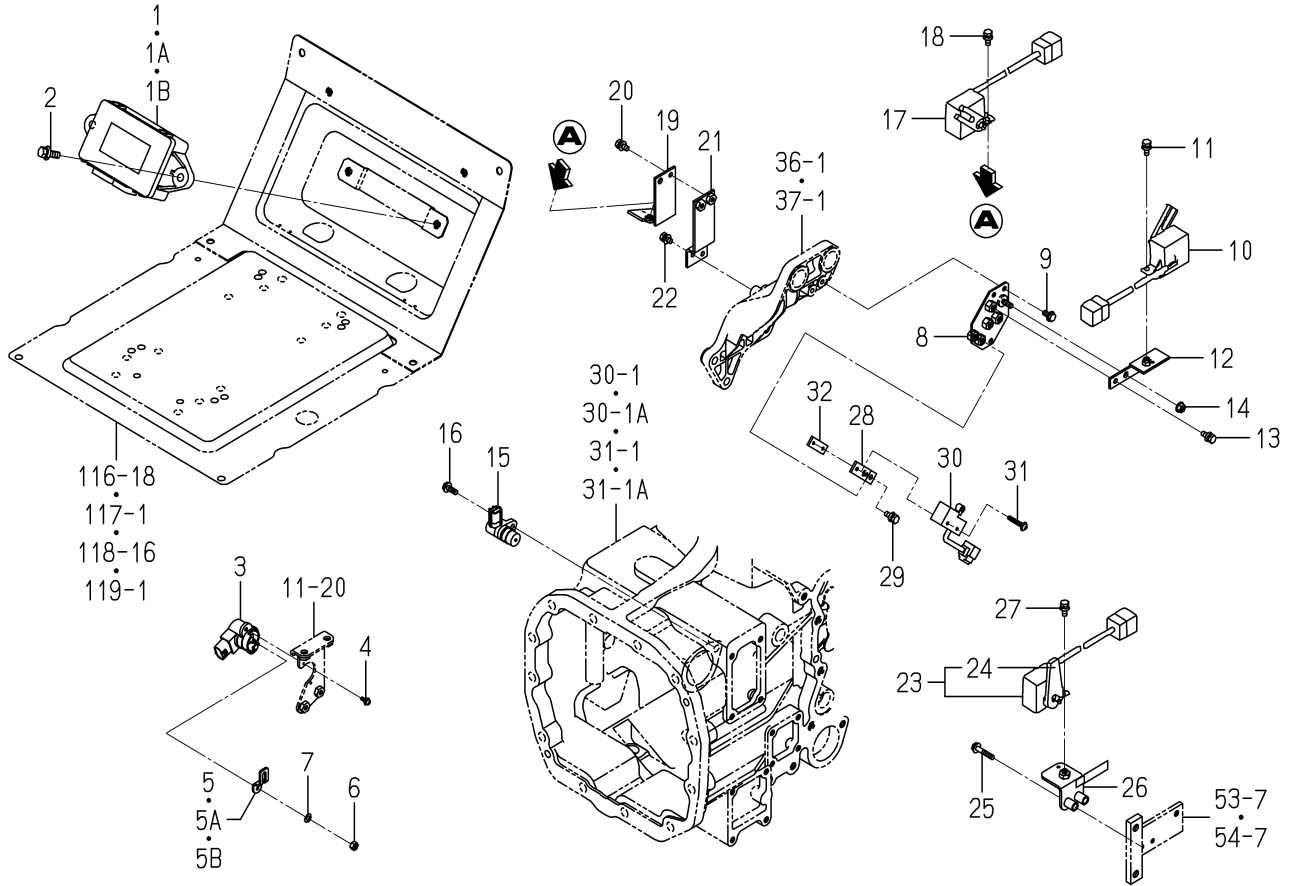
47~59-PLEASE SEE 3/3 PAGE



1748-658B-0100

KEY	PART CODE	DESCRIPTION	S P C	TYPE OF MODEL		I T C	C O L	G R P	REMARKS
				TG5395 FH	TG5475 FH				
30	1729-658-314-00	PUMP/W/T	*		2				
31	V361-260-006-00	NUT,WASHER/M6	*		4				
32	1729-658-270-10	STAY/WASHER COMP	*		1				
33	V231-360-801-60	FLANGE BOLT/M8X16	*		2				
34	1518-621-540-00	SWITCH,WIPER ASSY	*		1				
35	1746-658-002-00	LABEL/WASHER/WIPER/F	*		1				
36	1691-658-200-00	NOZZLE/WASHER ASSY	*		1				
37	1704-666-058-10	HOSE/4100	*		1				
38	1650-658-005-00	HOSE/600	*		1				
39	1691-658-003-00	JOINT/WASHER	*		1				
40	1757-705-011-00	INSULATOR/05X25X60	*		1				
41	1742-658-002-00	CAP/22X38	*		1				
42	1704-666-058-10	HOSE/4100	*		1				
43	1518-621-532-00	VALVE,CHECK	*		1				
44	1696-658-340-20	LAMP/WORKING ASSY	*		2				FIG 199
45	1729-658-004-00	STAY/LAMP/WORKING	*		2				
46	V363-260-008-00	NUT/WASHER/M8	*		2				
47	1521-621-600-00	REAR DIFF SWITCH	*		1				
48	1521-621-601-00	DIFF LOSTING MARK	*		1				
49	1711-666-052-10	LABEL/LAMP/F/E4	*		1				
50	1742-658-002-00	CAP/22X38	*		1				
51	V210-360-601-60	BOLT,SP/M6X16	*		2				
52	3612-631-001-00	CLAMP,WINKER B	*		2				
53	1729-658-003-30	STAY/AUDIO	*		1				
54	1742-658-220-10	STAY COMP	*		2				
55	1742-658-001-10	PLATE/I/190X60	*		1				
56	1719-720-051-00	SCREW/TRUSS/M05X10	*		6				
57	V230-360-601-20	FLANGE BOLT/M6X12	*		2				
58	2144-501-012-00	BOLT/M6X20/16	*		1				
59	1729-658-320-00	SPAKER SET	*		2				

FIG.129 CONTROL SYSTEM(1/2)

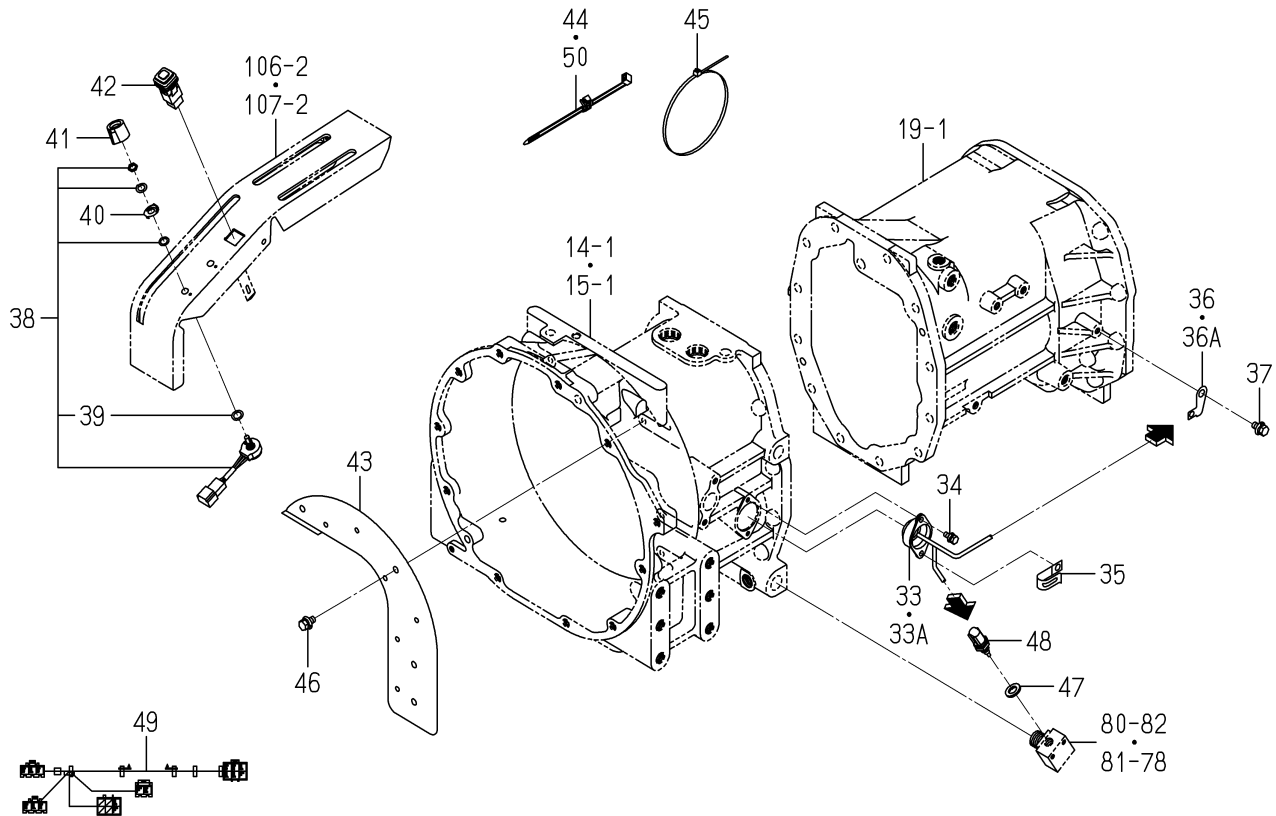


1747-662C-0100

KEY	PART CODE	DESCRIPTION	S P C	TYPE OF MODEL		I T C	C O L	G R P	REMARKS
				TG5395 FH	TG5475 FH				
1	1747-662-210-00	CONTROLLER/H5 ASSY	*	1	1				
1A	1747-662-210-10	CONTROLLER/H5 ASSY	*	-44 1	-34 1		1		
1B	1747-662-210-20	CONTROLLER/H5 ASSY	*	-86 1	-54 1		1		
2	V211-360-802-50	BOLT,SP/M8X25	*	2	2				
3	1729-662-330-00	SENSOR/ANGLE/75 ASSY	*	1	1				
4	V120-364-001-20	SCREW,SP/M4X12	*	2	2				
5	1747-116-001-00	ARM/PLATE	*	1	1				
5A	1747-116-001-10	ARM/PLATE	*	-71 1	-52 1		1		
5B	1747-116-001-20	ARM/PLATE	*	-111 1	-66 1		1		
6	V301-260-006-00	NUT/M6	*	1	1				
7	V401-160-006-00	WASHER,SP/M6	*	1	1				
8	1746-662-240-10	BRACKET/SENSOR COMP	*	1	1				
9	V230-360-601-20	FLANGE BOLT/M6X12	*	1	1				
10	1729-660-230-00	SENSOR ASSY	*	1	1				
11	V210-360-601-60	BOLT,SP/M6X16	*	1	1				
12	1746-662-220-00	PLATE/SENSOR COMP	*	1	1				
13	V210-360-601-60	BOLT,SP/M6X16	*	1	1				
14	V360-260-006-00	NUT/WASHER/M6	*	1	1				
15	1690-654-350-00	SENSOR/REVOLUTION/L	*	1	1				
16	V230-360-601-60	FLANGE BOLT/M6X16	*	1	1				
17	1740-680-520-00	SWITCH/SENSOR ASSY	*	1	1				
18	V210-360-601-60	BOLT,SP/M6X16	*	1	1				
19	1743-652-520-10	STAY/SENSOR COMP	*	1	1				
20	V210-360-601-60	BOLT,SP/M6X16	*	2	2				
21	1743-652-550-00	PLATE/STAY COMP	*	1	1				
22	V210-360-601-20	BOLT,SP/M6X12	*	2	2				
23	1716-680-330-00	SWITCH/LEVER ASSY	*	1	1				
24	1716-680-222-00	ARM	*	1	1				
25	V230-360-603-00	FLANGE BOLT/M6X30	*	2	2				
26	1746-652-250-10	BRACKET/SWITCH COMP	*	1	1				

FIG.129 CONTROL SYSTEM(2/2)

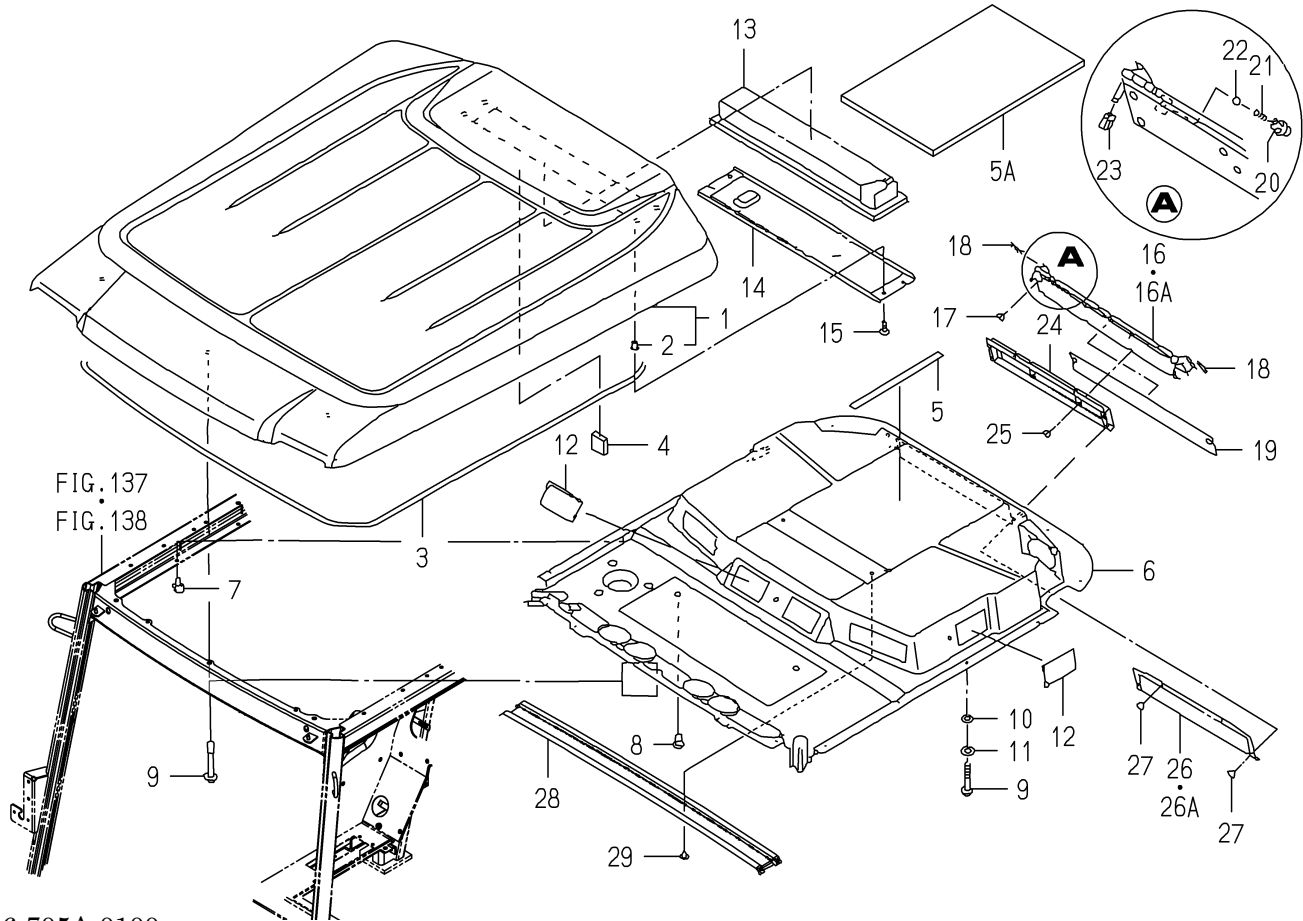
27~32-PLEASE SEE 1/2 PAGE



1747-662C-0100

KEY	PART CODE	DESCRIPTION	S P C	TYPE OF MODEL		I T C	C O L	G R P	REMARKS
				TG5395 FH	TG5475 FH				
27	V 210-360-601-60	BOLT,SP/M6X16	*	1	1				
28	1746-229-001-00	PLATE/Z/16X86	*	1	1				
29	V 210-360-601-60	BOLT,SP/M6X16	*	2	2				
30	1518-621-470-00	SWITCH,SAFETY ASSY	*	1	1				
31	V120-364-003-00	SCREW,SP/M4X30	*	2	2				
32	3656-271-001-00	PLATE/I,13X40	*	1	1				
33	1747-662-200-00	PLUG ASSY	*	1 -51	1 -46				
33A	1747-662-200-10	PLUG ASSY	*	1 52-	1 47-	1			
34	V 210-360-601-60	BOLT,SP/M6X16	*	2	2				
35	1425-621-004-00	HOLDER/JE/9-9	*	1	1				
36	1747-654-001-00	STAY/CONNECTOR	*	1 -189	1 -97				
36A	1747-654-001-10	STAY/CONNECTOR	*	1 190-	1 98-	1			
37	V211-360-801-60	BOLT,SP/M8X16	*	1	1				
38	1729-609-240-00	SWITCH/VR ASSY	*	2	2				
39	1675-695-005-00	INSULATOR	*	2	2				
40	3652-273-002-00	SORING	*	2	2				
41	1729-656-005-00	KNOB	*	2	2				
42	1729-609-250-00	SWITCH/MOMENTAR ASSY	*	1	1				
43	1747-662-072-10	COVER/HARNESS	*	1	1	1			
44	1560-666-004-00	BAND	*	6	6				
45	1560-695-015-00	CLAMP	*	1	1				
46	V211-660-801-60	BOLT,SP/M8X16/7T	*	4	4				
47	1757-509-015-00	WASHER/13X22X02	*	1	1				
48	1757-509-430-00	SENSOR/TEMP ASSY	*	1	1				
49	1747-662-710-00	HARNESS/SWITCH ASSY	*	1	1				
50	1560-666-004-00	BAND	*	1	1				

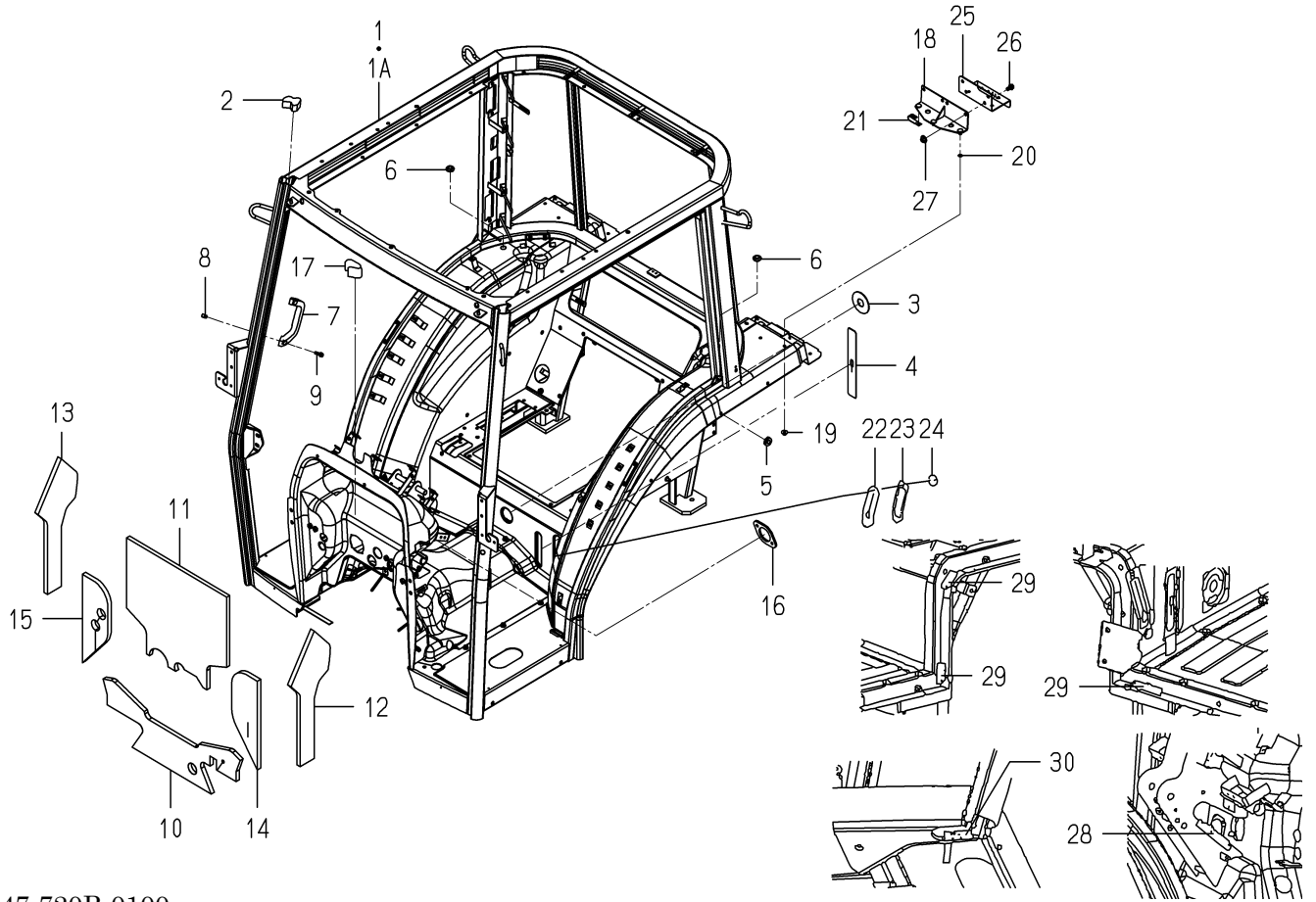
FIG.135 ROOF(CABIN)SYSTEM(C TYPE)



1746-705A-0100

KEY	PART CODE	DESCRIPTION	S P C	TYPE OF MODEL		I T C	C O L	G R P	REMARKS
				TG5395 FH	TG5475 FH				
1	1729-705-200-30	ROOF ASSY	*	1	1				
2	1729-705-005-00	NUT/JACK/M06	*	11	11				
3	1729-705-012-30	INSULATOR/ROOF	*	1	1				
4	1729-705-018-00	SPACER	*	2	2				
5	1729-705-019-10	INSULATOR/50X330	*	1-163	1-76				
5A	1729-705-019-20	INSULATOR/195X320	*	1-164	1-77	1			
6	1785-705-002-10	ROOF/INNER	*	1	1				
7	1560-630-012-00	RIVET	*	11	11				
8	1650-705-006-00	RIVET	*	8	8				
9	1729-705-003-00	SCREW/TRUSS/M06X100	*	5	5				
10	1719-730-003-00	INSULATOR	*	2	2				
11	3819-261-005-00	WASHER/07X18X01	*	2	2				
12	1729-705-242-00	INSULATOR	*	4	4				
13	1729-705-015-10	FILTER/AIR/REFINER	*	1	1				
14	1729-705-220-10	COVER/FILTER COMP	*	1	1				
15	1729-705-009-00	SCREW/TRUSS/M06X16	*	4	4				
16	1729-705-230-40	SHUTTER/AIR COMP	*	1-99	1-64				
16A	1729-705-230-50	SHUTTER/AIR COMP	*	1-100	1-65	1			
17	1729-705-008-00	SCREW/TRUSS/M05X12	*	4	4				
18	1729-705-016-00	INSULATOR/040	*	2	2				
19	1729-705-002-20	INSULATOR/65X530	*	1	1				
20	1729-705-004-00	COVER/BEARING	*	2	2				
21	1729-705-011-00	SPRING	*	2	2				
22	1729-705-013-00	BALL/STEEL	*	2	2				
23	1729-705-014-00	KNOB	*	2	2				
24	1785-705-230-00	CASE/FILTER COMP	*	1	1				
25	1729-705-008-00	SCREW/TRUSS/M05X12	*	4	4				
26	1785-705-003-00	COVER	*	1-176	1-90				
26A	1785-705-003-10	COVER	*	1-177	1-91	1			
27	1729-705-009-00	SCREW/TRUSS/M06X16	*	4	4				

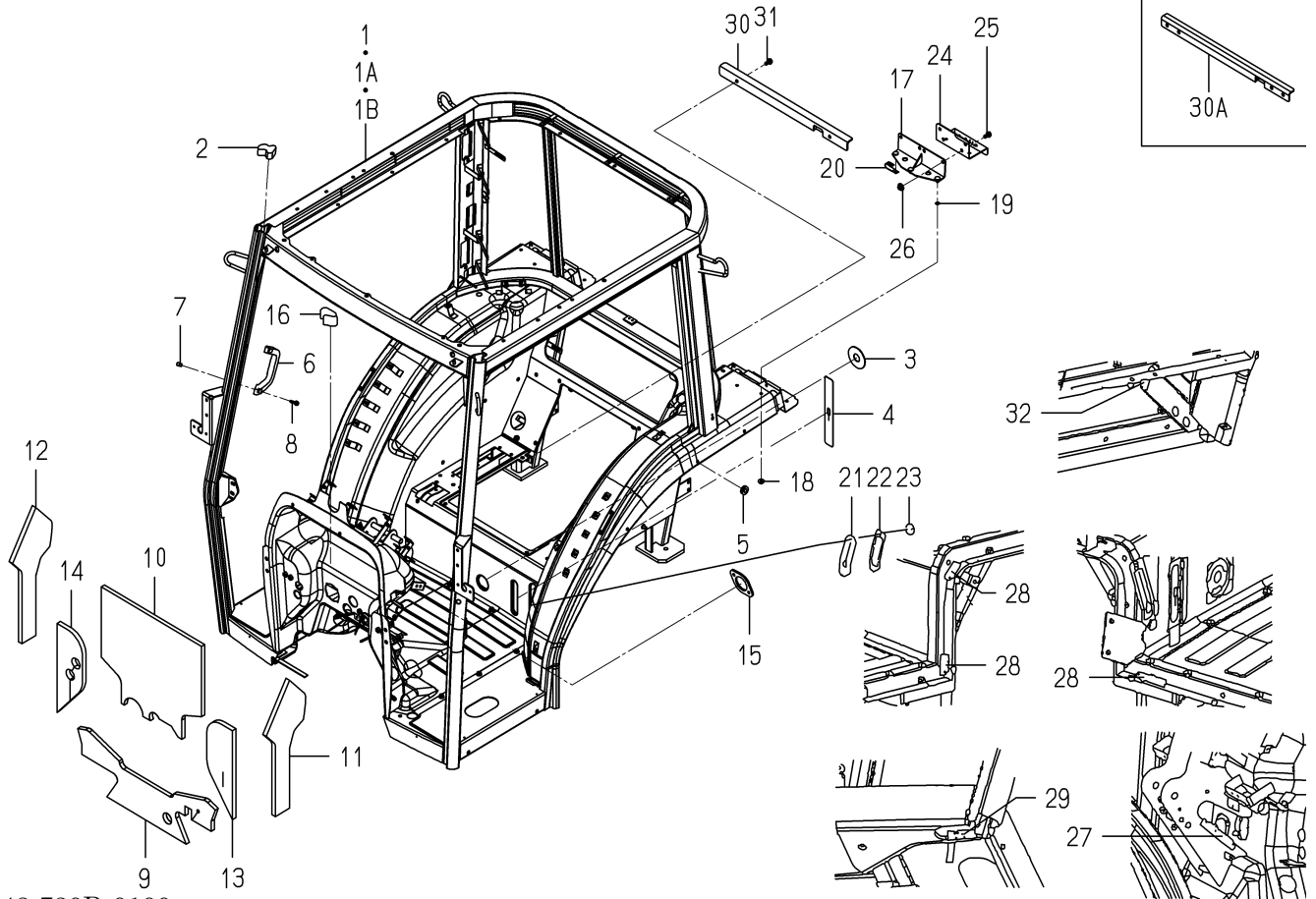
FIG.137 FRAME(CABIN)SYSTEM(TG5395-C TYPE)



1747-720B-0100

KEY	PART CODE	DESCRIPTION	S P C	TYPE OF MODEL		I T C	C O L	G R P	REMARKS
				TG5395 FH	TG5475 FH				
1	1747-720-730-10	FRAME/CY/H/E4 COMP	*	1		3			
1A	1747-720-730-20	FRAME/CY/H/E4 COMP	*	1		1			
2	1729-720-002-10	INSULATOR	*	2					
3	1650-720-001-00	INSULATOR	*	1					
4	1650-720-015-10	INSULATOR	*	1					
5	1564-621-030-00	GROMMET/12X17X04	*	2					
6	1691-658-001-00	GROMMET/13X18X02	*	2					
7	1690-760-006-10	GRIP	*	2					
8	3801-232-229-00	POPNUIT/M06	*	4					
9	V120-376-002-50	SCREW,SP/M6X25	*	4					
10	1747-720-002-10	INSULATOR/DASH/LOWER	*	1					
11	1747-720-003-10	INSULATOR/DASH/UPPER	*	1					
12	1729-720-005-10	INSULATOR/DASH/LH	*	1					
13	1729-720-006-10	INSULATOR/DASH/RH	*	1					
14	1729-720-007-20	INSULATOR/LH	*	1					
15	1729-720-008-10	INSULATOR/RH	*	1					
16	1729-720-009-20	INSULATOR/BALL	*	1					
17	1729-720-003-10	INSULATOR	*	1					
18	1746-720-400-10	PLATE COMP	*	1					
19	V361-260-006-00	NUT,WASHER/M6	*	3					
20	V411-260-006-00	WASHER,PL/M6	*	2					
21	3612-631-001-00	CLAMP,WINKER B	*	1					
22	1746-720-001-20	INSULATOR/PARKING	*	1					
23	1746-720-002-10	PLATE	*	1					
24	V361-260-006-00	NUT,WASHER/M6	*	2					
25	1746-631-241-30	PLATE	*	1					
26	V231-360-801-60	FLANGEBOLT/M8X16	*	2					
27	V363-260-008-00	NUT/WASHER/M8	*	2					
28	3650-201-008-00	PROTECTOR,EDGE/120	*	1					
29	3666-202-005-10	PAD/50	*	3					

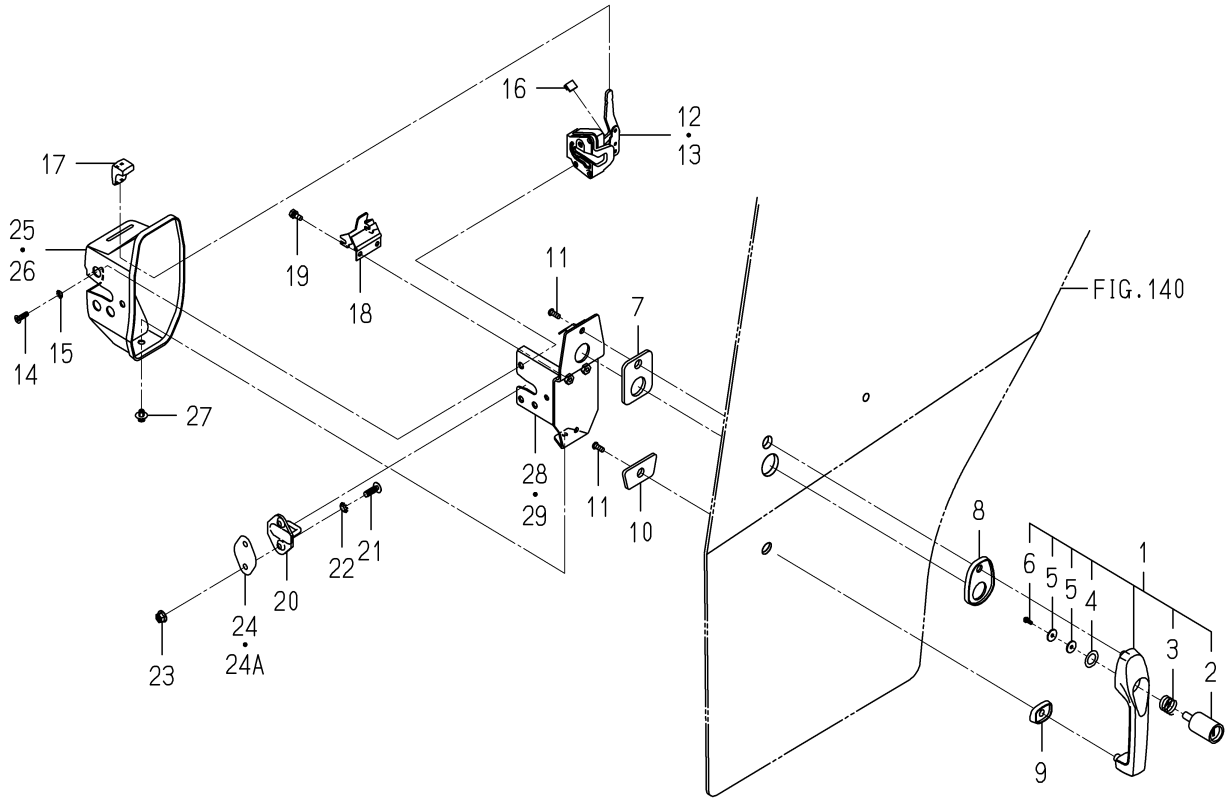
FIG.138 FRAME(CABIN)SYSTEM(TG5475-CY TYPE)



1748-720D-0100

KEY	PART CODE	DESCRIPTION	S P C	TYPE OF MODEL		I T C	C O L	G R P	REMARKS
				TG5395 FH	TG5475 FH				
1	1748-720-730-10	FRAME/CY/H/E4 COMP	*		1 -44	3			
1A	1748-720-730-20	FRAME/CY/H/E4 COMP	*		1 -123	1			
1B	1748-720-730-40	FRAME/CY/H/E4 COMP	*		1 124	1			
2	1729-720-002-10	INSULATOR	*		2				
3	1650-720-001-00	INSULATOR	*		1				
4	1650-720-015-10	INSULATOR	*		1				
5	1564-621-030-00	GROMMET/12X17X04	*		2				
6	1690-760-006-10	GRIP	*		2				
7	3801-232-229-00	POPNUT/M06	*		4				
8	V120-376-002-50	SCREW,SP/M6X25	*		4				
9	1747-720-002-10	INSULATOR/DASH/LOWER	*		1				
10	1747-720-003-10	INSULATOR/DASH/UPPER	*		1				
11	1729-720-005-10	INSULATOR/DASH/LH	*		1				
12	1729-720-006-10	INSULATOR/DASH/RH	*		1				
13	1729-720-007-20	INSULATOR/LH	*		1				
14	1729-720-008-10	INSULATOR/RH	*		1				
15	1729-720-009-20	INSULATOR/BALL	*		1				
16	1729-720-003-10	INSULATOR	*		1				
17	1746-720-400-10	PLATE COMP	*		1				
18	V361-260-006-00	NUT,WASHER/M6	*		3				
19	V411-260-006-00	WASHER,PL/M6	*		2				
20	3612-631-001-00	CLAMP,WINKER B	*		1				
21	1746-720-001-20	INSULATOR/PARKING	*		1				
22	1746-720-002-10	PLATE	*		1				
23	V361-260-006-00	NUT,WASHER/M6	*		2				
24	1746-631-241-30	PLATE	*		1				
25	V231-360-801-60	FLANGEBOLT/M8X16	*		2				
26	V363-260-008-00	NUT/WASHER/M8	*		2				
27	3650-201-008-00	PROTECTOR,EDGE/120	*		1				
28	3666-202-005-10	PAD/50	*		3				

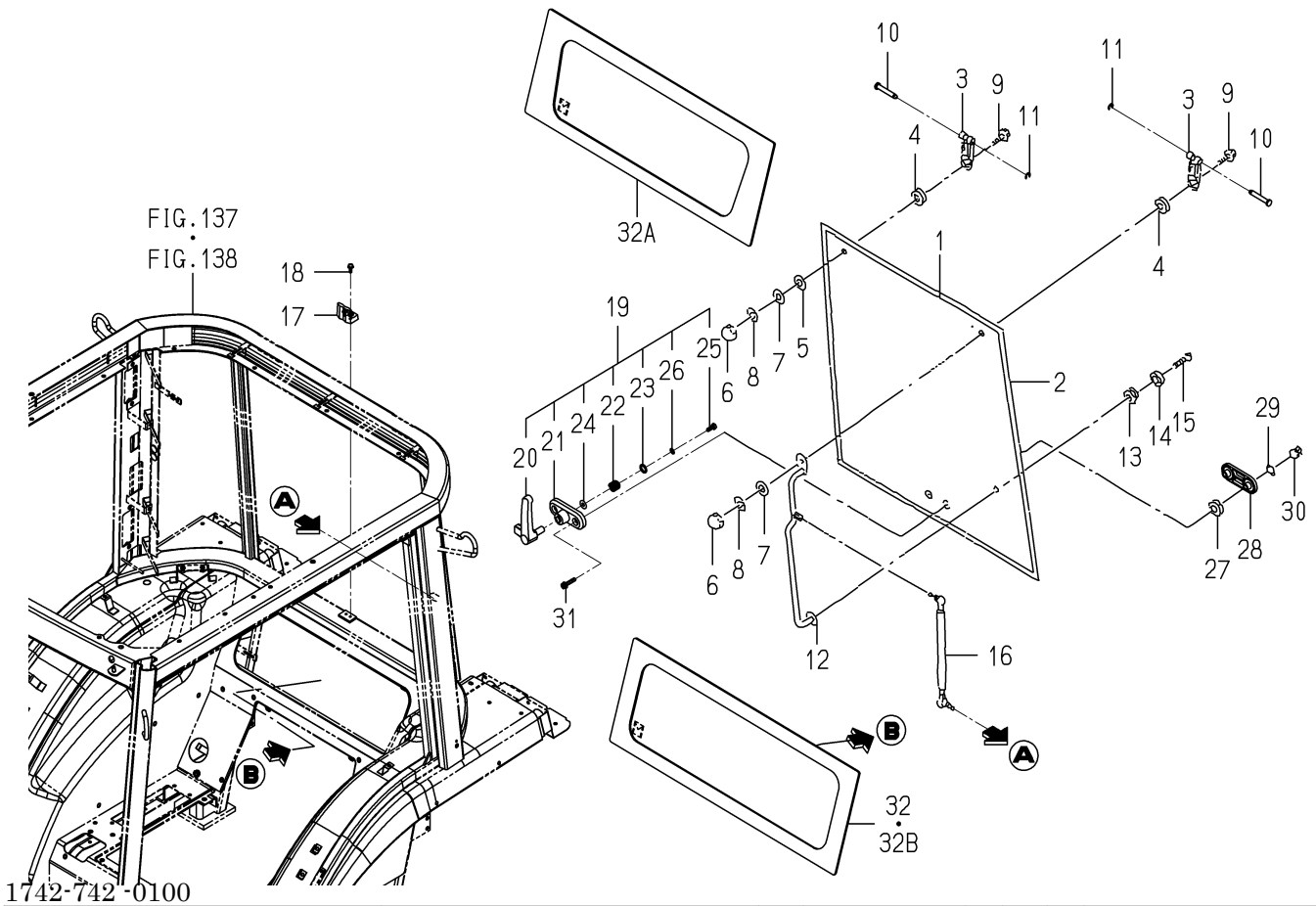
FIG.141 LOCK(DOOR/CABIN)SYSTEM(C TYPE)



1729-733 -0100

KEY	PART CODE	DESCRIPTION	S P C	TYPE OF MODEL		I T C	C O L	G R P	REMARKS
				TG5395 FH	TG5475 FH				
1	1729-733-200-20	HANDLE/OUTER ASSY	*	2	2				
2	1729-733-201-00	CYLINDER ASSY	*	2	2				
3	1729-733-203-00	SPRING	*	2	2				
4	1729-733-204-00	INSULATOR	*	2	2				
5	1729-733-205-00	WASHER	*	4	4				
6	1729-733-206-00	SCREW/S/M04X10	*	2	2				
7	1729-733-001-10	INSULATOR/DOOR	*	2	2				
8	1790-733-001-00	INSULATOR/HANDLE	*	2	2				
9	1790-733-002-00	INSULATOR/HANDLE/LOW	*	2	2				
10	1729-733-004-20	INSULATOR/DOOR	*	2	2				
11	V120-366-001-60	SCREW,SP/M6X16	*	4	4				
12	1729-733-210-30	LOCK/DOOR/LH ASSY	*	1	1				
13	1729-733-220-30	LOCK/DOOR/RH ASSY	*	1	1				
14	1729-733-005-00	SCREW/M06X20	*	6	6				
15	V422-160-006-00	WASHER,TOOTH/M6	*	6	6				
16	1729-733-014-00	INSULATOR	*	2	2				
17	1729-733-007-00	GRIP	*	2	2				
18	1729-733-230-10	FORK/LOCK COMP	*	2	2				
19	V210-360-601-60	BOLT,SP/M6X16	*	4	4				
20	1729-733-008-10	STRIKER	*	2	2				
21	1690-733-007-00	BOLT/M08X25	*	4	4				
22	V422-160-008-00	WASHER,TOOTH/M8	*	4	4				
23	3817-401-001-00	NUT/M08	*	4	4				
24	1650-733-005-00	SHIM/02/DOOR	*	2	2				
24A	1650-733-005-10	SHIM/02/DOOR	*	2	2				
25	1729-733-011-00	COVER/DOOR/LH	*	1	1				
26	1729-733-012-00	COVER/DOOR/RH	*	1	1				
27	1650-705-006-00	RIVET	*	6	6				
28	1729-733-240-10	BRACKET/LOCK/LH COMP	*	1	1				
29	1729-733-250-10	BRACKET/LOCK/RH COMP	*	1	1				

FIG.143 GLASS(REAR/CABIN)SYSTEM(C TYPE)

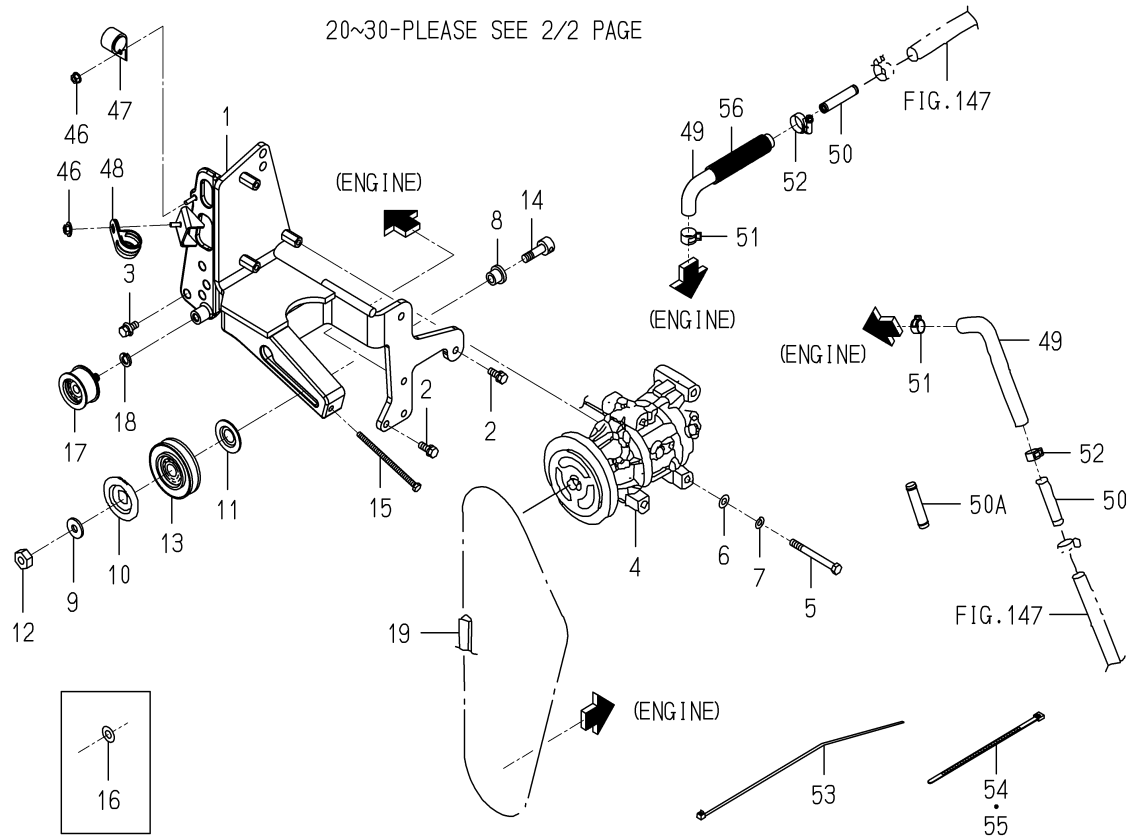


1742-742-0100

KEY	PART CODE	DESCRIPTION	S P C	TYPE OF MODEL		I T C	C O L	G R P	REMARKS
				TG5395 FH	TG5475 FH				
1	1742-742-001-10	GLASS/REAR	*	1	1				
2	1731-742-002-20	INSULATOR/REAR	*	1	1				
3	1731-742-005-10	HINGE/REAR	*	2	2				
4	1729-730-004-10	GROMMET/15X17X05	*	2	2				
5	1673-743-003-00	WASHER/09X36X03	*	1	1				
6	V341-120-008-00	NUT,CAP/M8	*	2	2				
7	V411-260-008-00	WASHER,PL/M8	*	2	2				
8	V401-160-008-00	WASHER,SP/M8	*	2	2				
9	1729-741-004-00	SCREW/TRUSS/M08X30	*	2	2				
10	1729-741-017-00	PIN/08X54	*	2	2				
11	1566-731-107-00	RING,RETANING/E07	*	2	2				
12	1719-742-210-00	STAY/WINDOW COMP	*	1	1				
13	1729-730-004-10	GROMMET/15X17X05	*	1	1				
14	1719-730-001-10	SPACER/GLASS	*	1	1				
15	1690-733-006-00	SCREW/TRUSS/M06X25	*	1	1				
16	1690-730-250-00	DUMPER/DOOR ASSY	*	1	1				
17	1704-740-013-20	GUIDE/LOCK	*	1	1				
18	V120-375-001-60	SCREW,SP/M5X16	*	2	2				
19	1719-742-230-10	HANDLE SET	*	1	1				
20	1719-742-231-00	HANDLE	*	1	1				
21	1719-742-232-00	HANDLE/BASE/INNER	*	1	1				
22	1719-742-233-00	SPRING/HC014	*	1	1				
23	1719-742-234-00	WASHER/13X18X02	*	1	1				
24	1719-742-235-10	WASHER/07X18X01	*	1	1				
25	1719-742-236-00	BOLT/SET/M06X16	*	1	1				
26	1719-742-237-00	S.W/07X12X02	*	1	1				
27	1729-741-007-00	GROMMET/17X21X05	*	2	2				
28	1729-730-005-10	SPACER/GLASS/M08	*	1	1				
29	3740-162-005-00	WASHER	*	2	2				
30	1790-742-012-00	NUT/CAP/M06	*	2	2				

FIG.145 AIR CONDITIONER(ENGINE)SYSTEM(1/2) (TG5475-CY TYPE)(1/2)

20~30-PLEASE SEE 2/2 PAGE

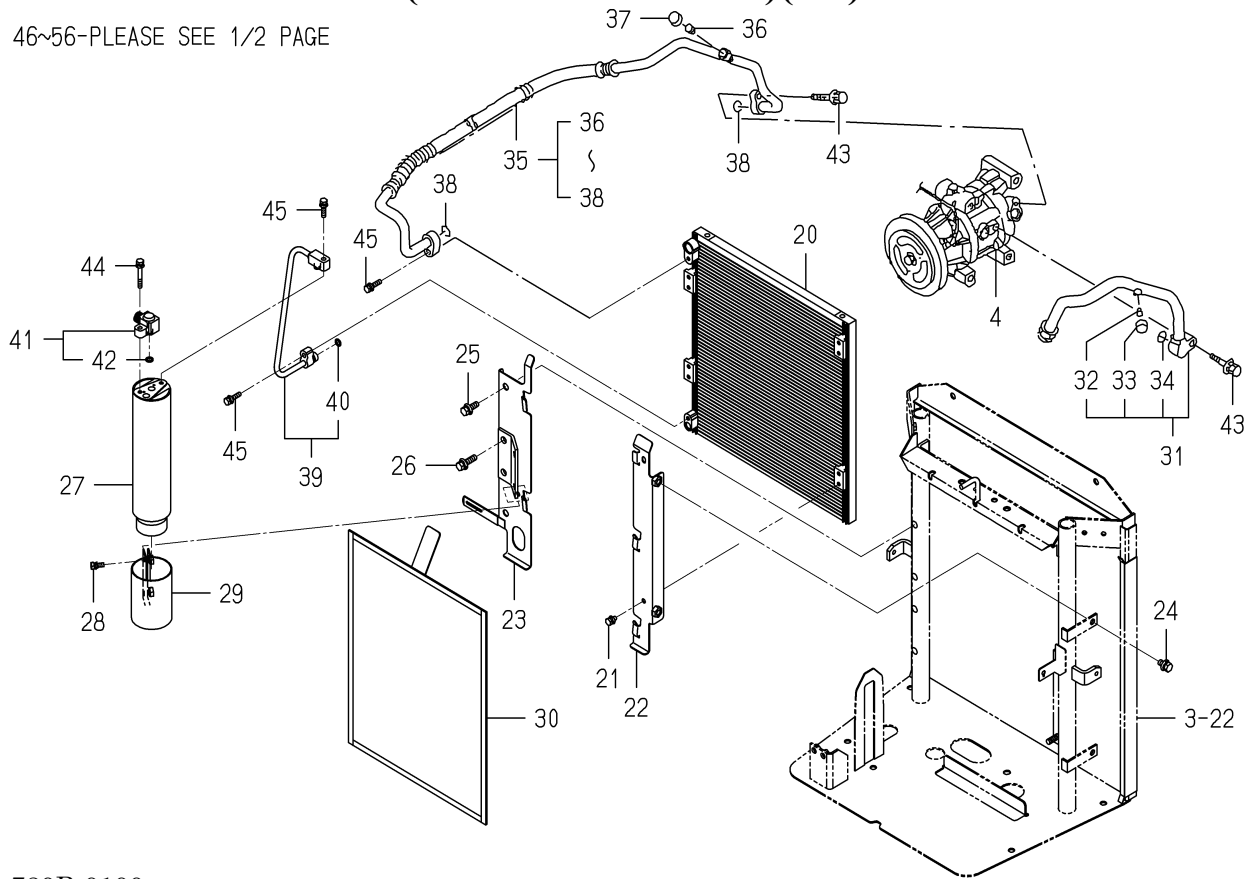


1744-780B-0100

KEY	PART CODE	DESCRIPTION	S P C	TYPE OF MODEL		I T C	C O L	G R P	REMARKS
				TG5395 FH	TG5475 FH				
1	1734-780-200-40	BRACKET/COMPRESSOR/C	*		1				
2	V211-560-802-00	BOLT,S/M8X20/7T	*		2				
3	V211-660-802-00	BOLT,SP/M8X20/7T	*		2				
4	3824-248-990-20	COMPRESSOR ASSY	*		1				FIG 208
5	V201-360-808-00	BOLT/M8X80/7T	*		3				
6	V411-260-008-00	WASHER,PL/M8	*		3				
7	V401-160-008-00	WASHER,SP/M8	*		3				
8	1599-782-531-10	COLLAR/S2	*		1				
9	1599-782-532-10	WASHER/W	*		1				
10	1599-782-533-10	COVER/G1	*		1				
11	1599-782-534-10	COVER/G2	*		1				
12	1599-782-535-10	NUT	*		1				
13	1599-782-540-10	PULLEY/V/076 ASSY	*		1				
14	1650-780-231-10	SHAFT	*		1				
15	1650-780-003-10	BOLT/M06X110	*		1				
16	V411-260-010-00	WASHER,PL/M10	*		1				
17	1719-780-220-00	PULLEY/FT/45X20 ASSY	*		1				
18	V401-160-010-00	WASHER,SP/M10	*		1				
19	1734-780-004-00	BELT/V/MP/57	*		1				
20	1729-780-550-00	CONDENSER ASSY	*		1				
21	1746-802-001-00	BOLT/SP	*		4				
22	1729-780-220-00	STAY/CONDENSER/LH	*		1				
23	1729-780-230-10	STAY/CONDENSER/RH	*		1				
24	1746-803-001-00	BOLT/SP	*		2				
25	1746-803-003-00	BOLT/SP	*		2				
26	1746-803-004-00	BOLT/SP	*		2				
27	3824-248-430-00	RECEIVER/DRYER ASSY	*		1				
28	1746-802-002-00	BOLT/SP	*		2				
29	1729-780-250-10	CLAMP/RECEIVER/DRYER	*		1				
30	1729-780-004-10	NET/CONDENSOR	*		1				

FIG.145 AIR CONDITIONER(ENGINE)SYSTEM(2/2) (TG5475-CY TYPE)(2/2)

46~56-PLEASE SEE 1/2 PAGE

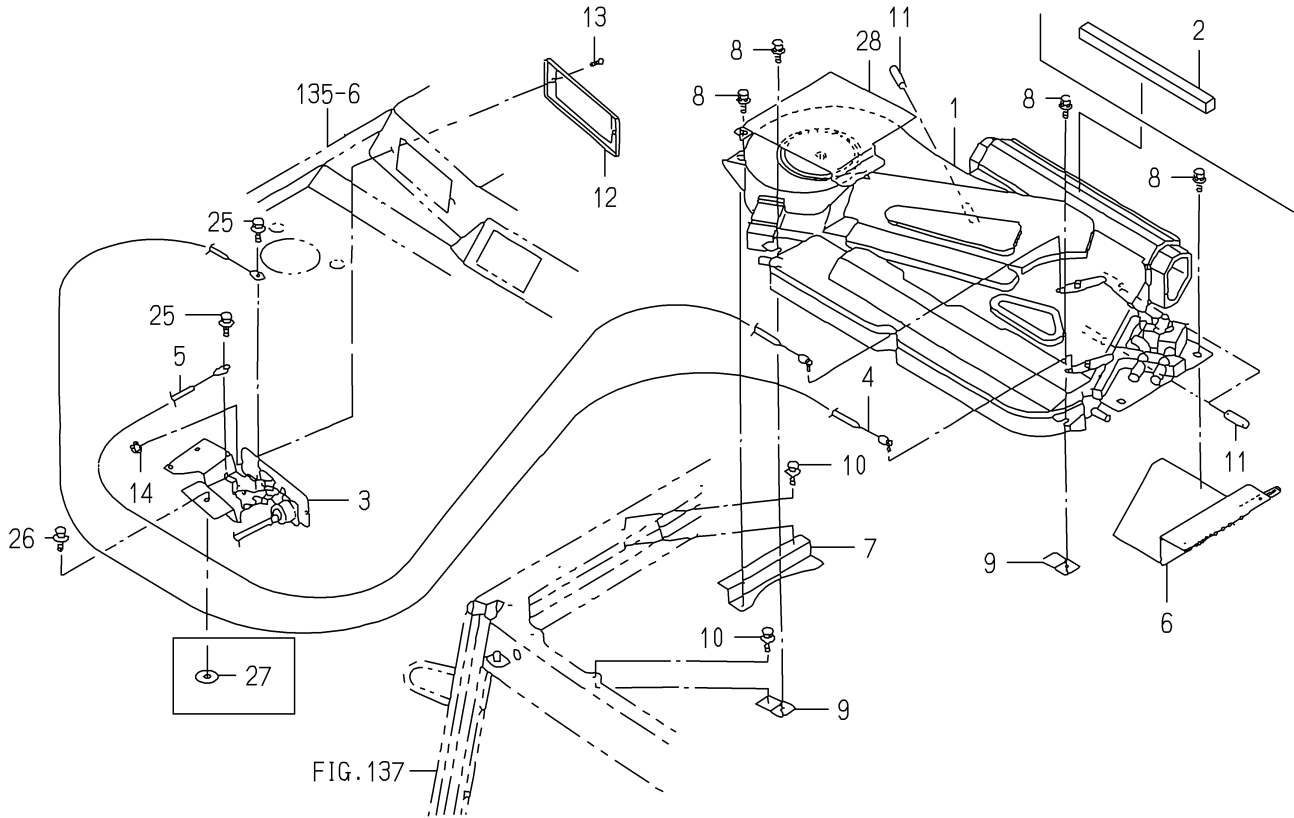


1744-780B-0100

KEY	PART CODE	DESCRIPTION	S P C	TYPE OF MODEL		I T C	C O L	G R P	REMARKS
				TG5395 FH	TG5475 FH				
31	1729-780-510-10	PIPE/COOLER/S ASSY	*		1				
32	1729-780-512-00	VALVE/SERVICE	*		1				
33	3824-248-343-00	PLUG	*		1				
34	3824-248-342-00	O-RING	*		1				
35	1734-780-520-10	HOSE/COOLER/D ASSY	*		1				
36	1729-780-512-00	VALVE/SERVICE	*		1				
37	3824-248-373-00	PLUG	*		1				
38	3824-248-312-00	O-RING	*		2				
39	1729-780-530-00	PIPE/COOLER/L ASSY	*		1				
40	3824-248-322-00	O-RING	*		2				
41	1729-780-560-00	JOINT/RECEIVER ASSY	*		1				
42	3824-248-322-00	O-RING	*		1				
43	V210-360-604-50	BOLT,SP/M6X45	*		2				
44	1746-802-003-00	BOLT/S	*		1				
45	1746-802-004-00	BOLT/SP	*		3				
46	V361-260-006-00	NUT,WASHER/M6	*		2				
47	1729-780-001-00	CLAMP/22	*		1				
48	3824-248-036-00	CLAMP/23.5	*		1				
49	1656-780-012-10	HOSE/HEATER/L/150	*		2				
50	1674-780-007-00	CONNECTOR/STRAIGHT	*		2				
50A	1800-780-007-00	CONNECTOR/STRAIGHT	*		2				
51	1650-780-011-10	CLIP/HOSE/18-22	*		2				
52	J061-112-022-00	CLAMP/WORM/12-22	*		2				
53	1560-695-015-00	CLAMP	*		1				
54	1376-402-003-00	BAND,WIRE/140	*		4				
55	1342-402-006-00	BAND,WIRE/250	*		2				
56	1729-780-014-00	TUBE/CORRUGATED/100	*		1				

FIG.146 HEATER(CABIN)SYSTEM(TG5395-C TYPE)(1/2)

15~24,29,30-PLEASE SEE 2/2 PAGE

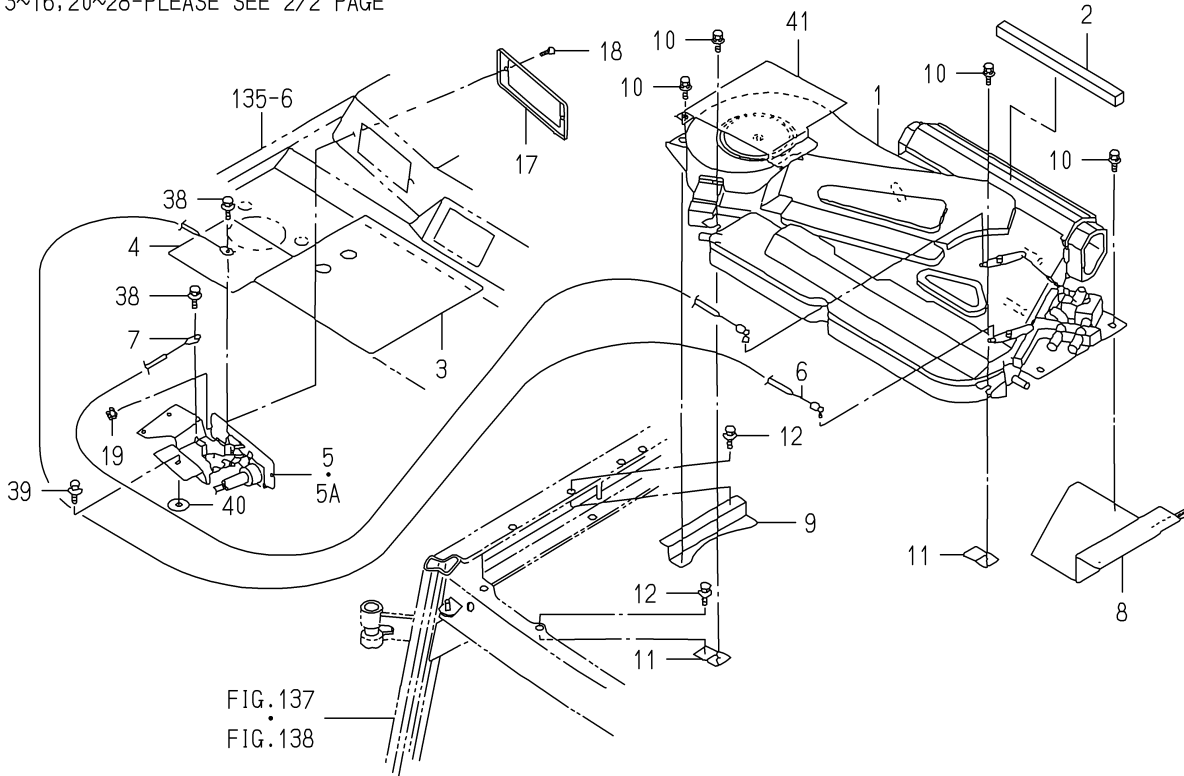


1746-781 -0100

KEY	PART CODE	DESCRIPTION	S P C	TYPE OF MODEL		I T C	C O L	G R P	REMARKS
				TG5395 FH	TG5475 FH				
1	1729-782-510-20	AIRCONDITIONER ASSY	*	1					FIG 201
2	1716-782-005-00	INSULATOR/20X280	*	1					
3	1746-781-220-10	PANEL/CONTROL/H SET	*	1					FIG 206
4	1729-782-024-10	CABLE/1180	*	1					
5	1729-782-026-00	CABLE/505	*	1					
6	1729-782-260-10	STAY/LH COMP	*	1					
7	1729-782-270-00	STAY/RH COMP	*	1					
8	2144-501-012-00	BOLT/M6X20/16	*	6					
9	1729-782-280-00	PLATE COMP	*	2					
10	V230-360-601-20	FLANGEBOLT/M6X12	*	6					
11	1746-781-001-00	CAP/09	*	5					
12	1729-782-007-00	PANEL/AC	*	1					
13	1729-705-008-00	SCREW/TRUSS/M05X12	*	2					
14	V360-260-005-00	NUT/WASHER/M5	*	2					
15	1729-782-005-20	DUCT/LH	*	1					
16	1729-782-006-20	DUCT/RH	*	1					
17	1729-782-001-00	GRILLE/AIR/TWIN	*	2					
18	1729-782-002-10	GRILLE/AIR	*	4					
19	1731-782-001-20	HOSE/HEATER/VALVE/26	*	1					
20	1731-782-002-10	HOSE/HEATER/3480	*	1					
21	1650-780-011-10	CLIP/HOSE/18-22	*	1					
22	J061-112-022-00	CLAMP/WORM/12-22	*	2					
23	J061-112-022-00	CLAMP/WORM/12-22	*	1					
24	1729-782-018-10	INSULATOR	*	2					
25	V230-360-601-20	FLANGEBOLT/M6X12	*	2					
26	2144-501-012-00	BOLT/M6X20/16	*	1					
27	4101-102-038-00	WASHER/24X9X3.2	*	1					
28	1731-782-006-00	PLATE	*	1					
29	1731-782-007-10	INSULATOR/20X630	*	2					
30	1731-782-008-10	INSULATOR/50X150	*	2					

FIG.147 AIR CONDITIONER(CABIN)SYSTEM(1/2) (TG5475-CY TYPE)

13~16,20~28-PLEASE SEE 2/2 PAGE

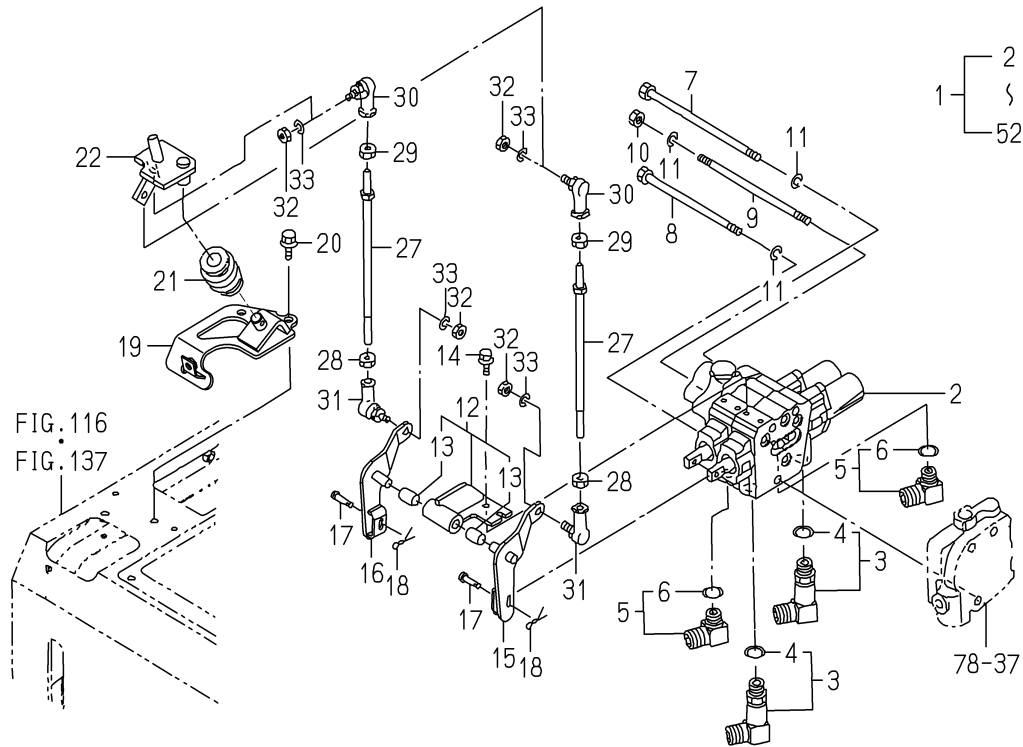


1734-782 -0100

KEY	PART CODE	DESCRIPTION	S P C	TYPE OF MODEL		I T C	C O L	G R P	REMARKS
				TG5395 FH	TG5475 FH				
1	1729-782-510-20	AIRCONDITIONER ASSY	*		1				FIG 201
2	1716-782-005-00	INSULATOR/20X280	*		1				
3	1729-782-029-00	INSULATOR/280X260	*		2				
4	1729-782-031-00	INSULATOR/150X150	*		1				
5	1729-782-610-20	PANEL/CONTROL SET	*		1				FIG 202
5A	1729-782-610-30	PANEL/CONTROL SET	*		101-1	1			FIG 202
6	1729-782-024-10	CABLE/1180	*		1				
7	1729-782-026-00	CABLE/505	*		1				
8	1729-782-260-10	STAY/LH COMP	*		1				
9	1729-782-270-00	STAY/RH COMP	*		1				
10	2144-501-012-00	BOLT/M6X20/16	*		6				
11	1729-782-280-00	PLATE COMP	*		2				
12	V230-360-601-20	FLANGEBOLT/M6X12	*		6				
13	1731-782-004-00	HOSE/DRAIN/1750	*		2				
14	1729-782-016-00	HOSE/DRAIN/1800	*		1				
15	1731-782-003-00	HOSE/DRAIN/2000	*		1				
15A	1731-782-003-00	HOSE/DRAIN/2000	*		105-2				
16	1716-782-004-00	HOSE/DRAIN/400	*		1				
17	1729-782-007-00	PANEL/AC	*		1				
18	1729-705-008-00	SCREW/TRUSS/M05X12	*		2				
19	V360-260-005-00	NUT/WASHER/M5	*		2				
20	1729-782-005-20	DUCT/LH	*		1				
21	1729-782-006-20	DUCT/RH	*		1				
22	1729-782-001-00	GRILLE/AIR/TWIN	*		2				
23	1729-782-002-10	GRILLE/AIR	*		4				
24	3824-248-045-00	INSULATOR	*		1				
25	1734-782-230-00	HOSE/COOLER/S ASSY	*		1				
26	3824-248-342-00	O-RING	*		2				
27	1734-782-220-10	HOSE/COOLER/L ASSY	*		1				
28	3824-248-332-00	SWITCH/PRESSURE	*		1				

FIG.174 JOYSTICK(E4)SET(TG5395)(OPTION)(1/2)

23~26-PLEASE SEE 2/2 PAGE

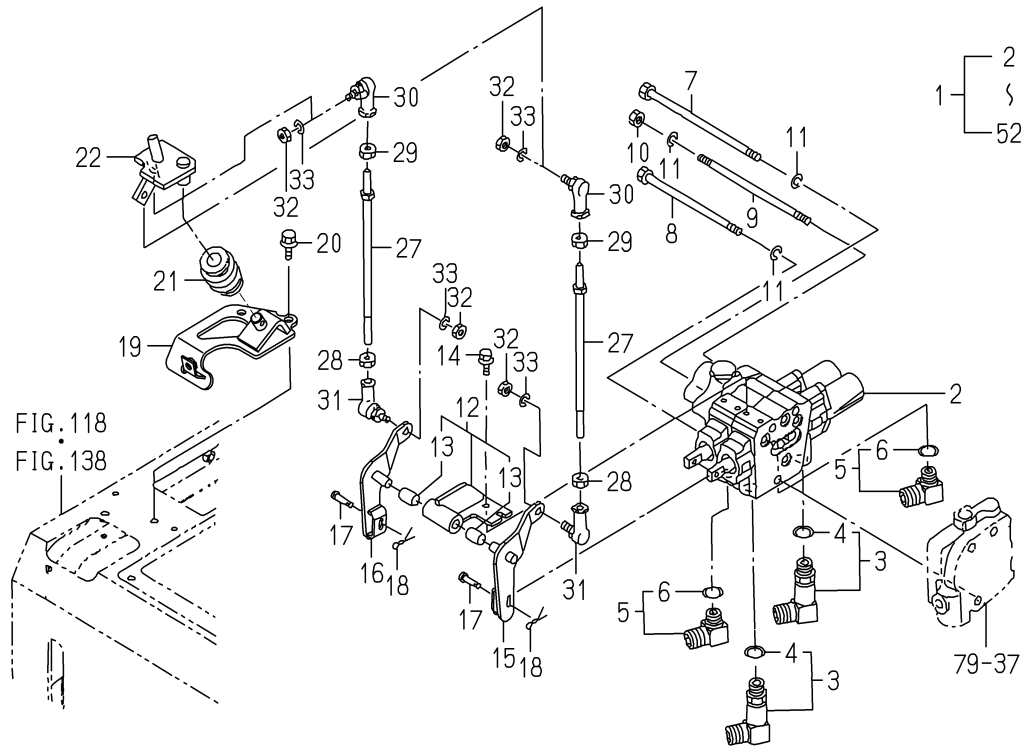


1742-511A-0100

KEY	PART CODE	DESCRIPTION	S P C	TYPE OF MODEL		I T C	C O L	G R P	REMARKS
				TG5395 FH	TG5475 FH				
1	1742-511-600-50	JOYSTICK/E4 SET	T	1					
2	K211-074-000-20	VALVE/CONTROL/074	T	1					FIG 194
3	1650-511-250-00	ADAPTER/L/PF3/8 ASSY	T	2					
4	V720-112-401-40	O-RING/1B,P14	T	2					
5	1650-509-310-00	ADAPTER/L/PF3/8 ASSY	T	2					
6	V720-112-401-40	O-RING/1B,P14	T	2					
7	V201-261-017-00	BOLT/M10X170	T	1					
8	V201-261-015-00	BOLT/M10X150	T	1					
9	1742-511-002-00	BOLT/STUD	T	1					
10	V304-260-010-00	NUT/M10	T	1					
11	V401-160-010-00	WASHER,SP/M10	T	3					
12	1742-511-370-00	PLATE/JOY ASSY	T	1					
13	1560-509-211-00	BUSH/10X12X20	T	2					
14	V230-360-601-20	FLANGEBOLT/M6X12	T	3					
15	1742-511-310-00	ARM/BOOM COMP	T	1					
16	1742-511-320-00	ARM/BUCKET COMP	T	1					
17	3805-544-016-00	PIN/06X23	T	2					
18	V560-160-008-00	PIN/SNAP	T	2					
19	1742-511-330-20	BRACKET COMP	T	1					
20	V231-360-802-00	FLANGEBOLT/M8X20	T	3					
21	P112-401-220-00	JOINT ASSY	T	1					
22	1742-511-340-00	BASE/LEVER COMP	T	1					
23	1742-511-350-10	LEVER/JOYSTICK COMP	T	1					
24	1600-502-003-00	BOLT,SM/M08X25	T	1					
25	V304-260-008-00	NUT/M8	T	1					
26	1672-207-003-00	GRIP	T	1					
27	1742-511-360-00	ROD/M8X234 COMP	T	2					
28	1560-132-007-30	NUT/LH/M08	T	2					
29	V304-260-008-00	NUT/M8	T	2					
30	1560-695-021-00	JOINT BALL M08RH	T	2					

FIG.175 JOYSTICK(E4)SET(TG5475)(OPTION)(1/2)

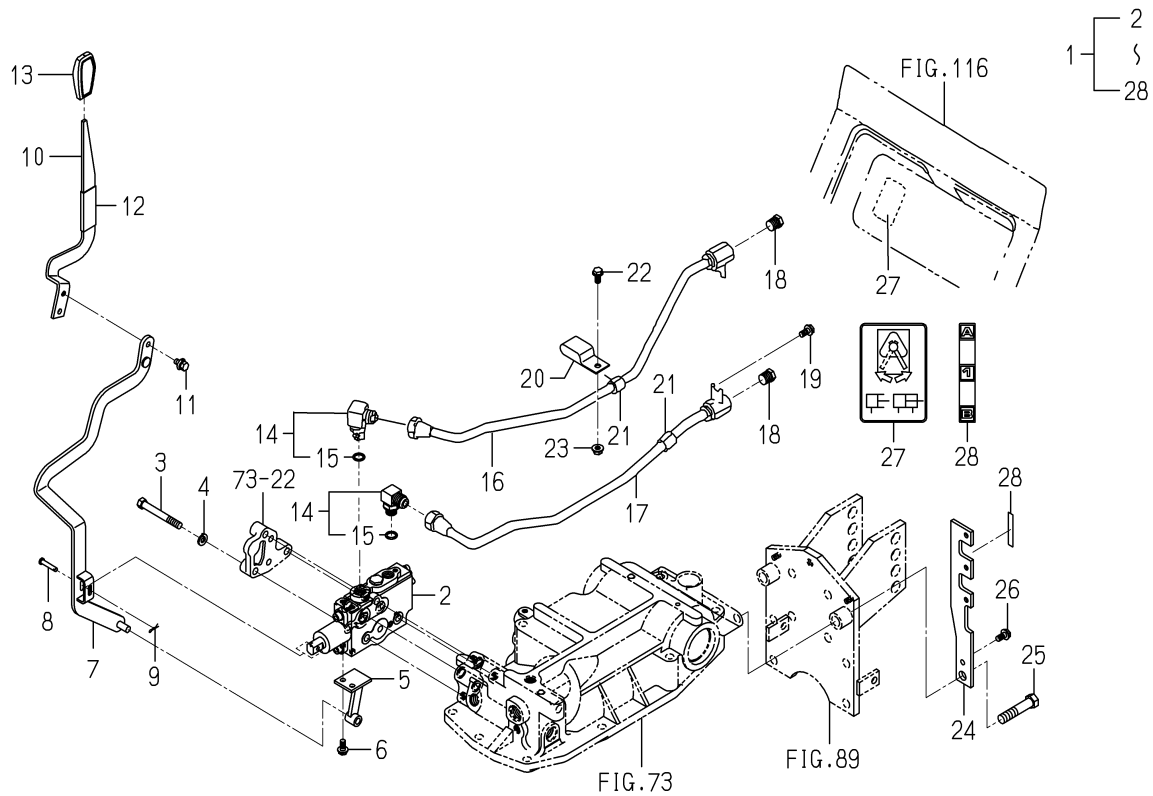
23~26-PLEASE SEE 2/2 PAGE



1744-511A-0100

KEY	PART CODE	DESCRIPTION	S P C	TYPE OF MODEL		I T C	C O L	G R P	REMARKS
				TG5395 FH	TG5475 FH				
1	1744-511-300-40	JOYSTICK/E4 SET	T		1				
2	K211-074-000-20	VALVE/CONTROL/074	T		1				FIG 194
3	1650-511-250-00	ADAPTER/L/PF3/8 ASSY	T		2				
4	V720-112-401-40	O-RING/1B,P14	T		2				
5	1650-509-310-00	ADAPTER/L/PF3/8 ASSY	T		2				
6	V720-112-401-40	O-RING/1B,P14	T		2				
7	V201-261-017-00	BOLT/M10X170	T		1				
8	V201-261-015-00	BOLT/M10X150	T		1				
9	1742-511-002-00	BOLT/STUD	T		1				
10	V304-260-010-00	NUT/M10	T		1				
11	V401-160-010-00	WASHER,SP/M10	T		3				
12	1742-511-370-00	PLATE/JOY ASSY	T		1				
13	1560-509-211-00	BUSH/10X12X20	T		2				
14	V230-360-601-20	FLANGE BOLT/M6X12	T		3				
15	1742-511-310-00	ARM/BOOM COMP	T		1				
16	1742-511-320-00	ARM/BUCKET COMP	T		1				
17	3805-544-016-00	PIN/06X23	T		2				
18	V560-160-008-00	PIN/SNAP	T		2				
19	1742-511-330-20	BRACKET COMP	T		1				
20	V231-360-802-00	FLANGE BOLT/M8X20	T		3				
21	P112-401-220-00	JOINT ASSY	T		1				
22	1742-511-340-00	BASE/LEVER COMP	T		1				
23	1742-511-350-10	LEVER/JOYSTICK COMP	T		1				
24	1600-502-003-00	BOLT,SM/M08X25	T		1				
25	V304-260-008-00	NUT/M8	T		1				
26	1672-207-003-00	GRIP	T		1				
27	1744-511-210-00	ROD/M8X309 COMP	T		2				
28	1560-132-007-30	NUT/LH/M08	T		2				
29	V304-260-008-00	NUT/M8	T		2				
30	1560-695-021-00	JOINT BALL M08RH	T		2				

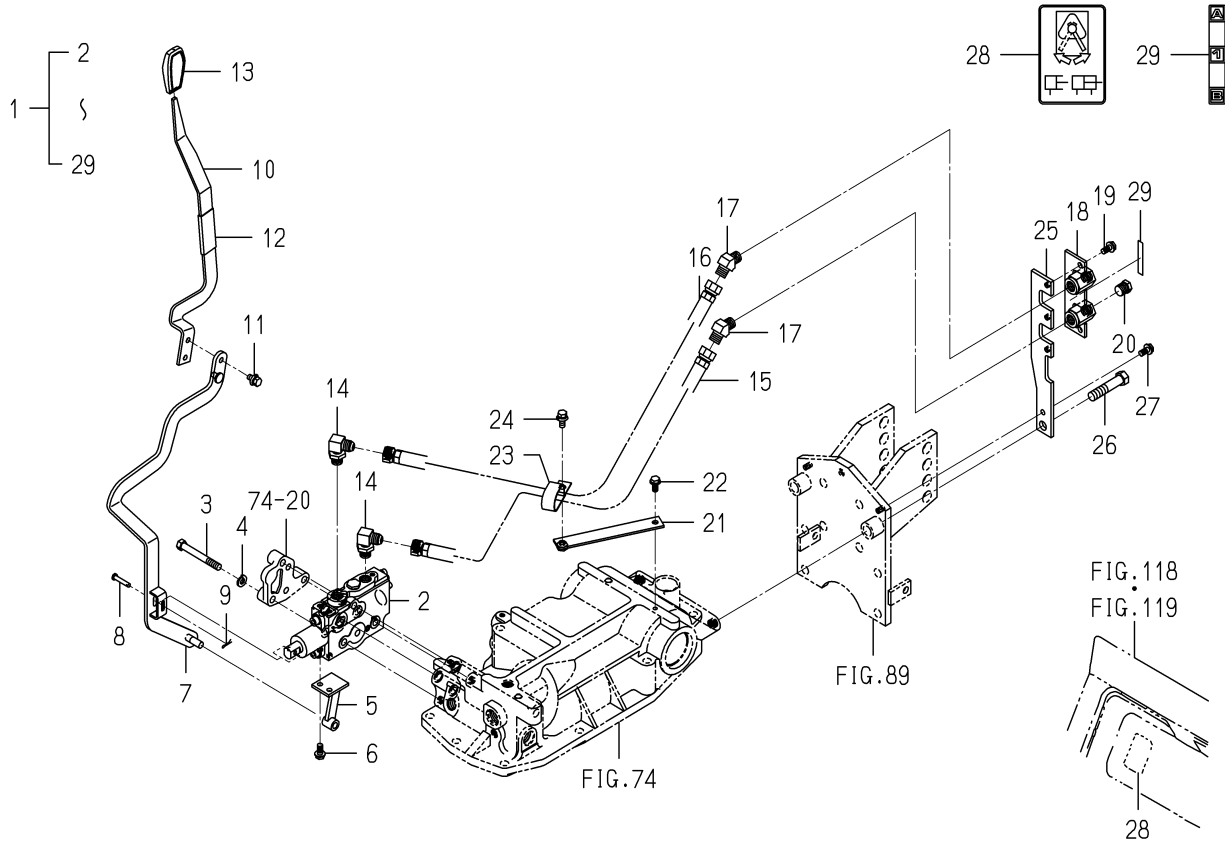
FIG.176 VALVE(REMOTE/1R/E4)SET (TG5395-R TYPE)(OPTION)



1742-512B-0100

KEY	PART CODE	DESCRIPTION	S P C	TYPE OF MODEL		I T C	C O L	G R P	REMARKS
				TG5395 FH	TG5475 FH				
1	1742-512-340-30	VALVE/REMOTE/1R/E4	T	1					
2	1640-530-600-10	VALVE/CONTROL ASSY	T	1					FIG 197
3	V201-261-008-00	BOLT/M10X80	T	3					
4	V401-160-010-00	WASHER,SP/M10	T	3					
5	1742-512-220-00	HOLDER COMP	T	1					
6	V231-360-801-60	FLANGEBOLT/M8X16	T	2					
7	1742-512-200-10	ARM/1ST COMP	T	1					
8	2144-519-007-00	PIN/06X31	T	1					
9	2130-601-018-00	PIN,SNAP/6	T	1					
10	1759-512-003-30	LEVER/1ST	T	1					
11	V211-360-801-60	BOLT,SP/M8X16	T	1					
12	1614-262-006-00	INSULATOR/LEVER/SUB	T	1					
13	3659-203-005-00	GRIP/03X17X74	T	1					
14	1650-509-310-00	ADAPTER/L/PF3/8 ASSY	T	2					
15	V720-112-401-40	O-RING/1B,P14	T	2					
16	1742-512-300-10	PIPE/1ST/A/E4 COMP	T	1					
17	1742-512-310-10	PIPE/1ST/B/E4 COMP	T	1					
18	V782-160-000-6T	PLUG/SCREW/SEAL	T	2					
19	V231-360-801-60	FLANGEBOLT/M8X16	T	1					
20	1560-104-005-50	CLIP	T	1					
21	1650-509-017-00	GROMMET/10X18X20	T	2					
22	V231-360-801-60	FLANGEBOLT/M8X16	T	1					
23	V362-260-008-00	NUT/WASHER/M8	T	1					
24	1742-512-001-10	STAY	T	1					
25	V201-361-406-50	BOLT/M14X65/7T	T	1					
26	V231-360-801-60	FLANGEBOLT/M8X16	T	1					
27	1640-530-008-00	LABEL/SUBCON	T	1					
28	1742-512-004-00	LABEL/PORT/1ST	T	1					

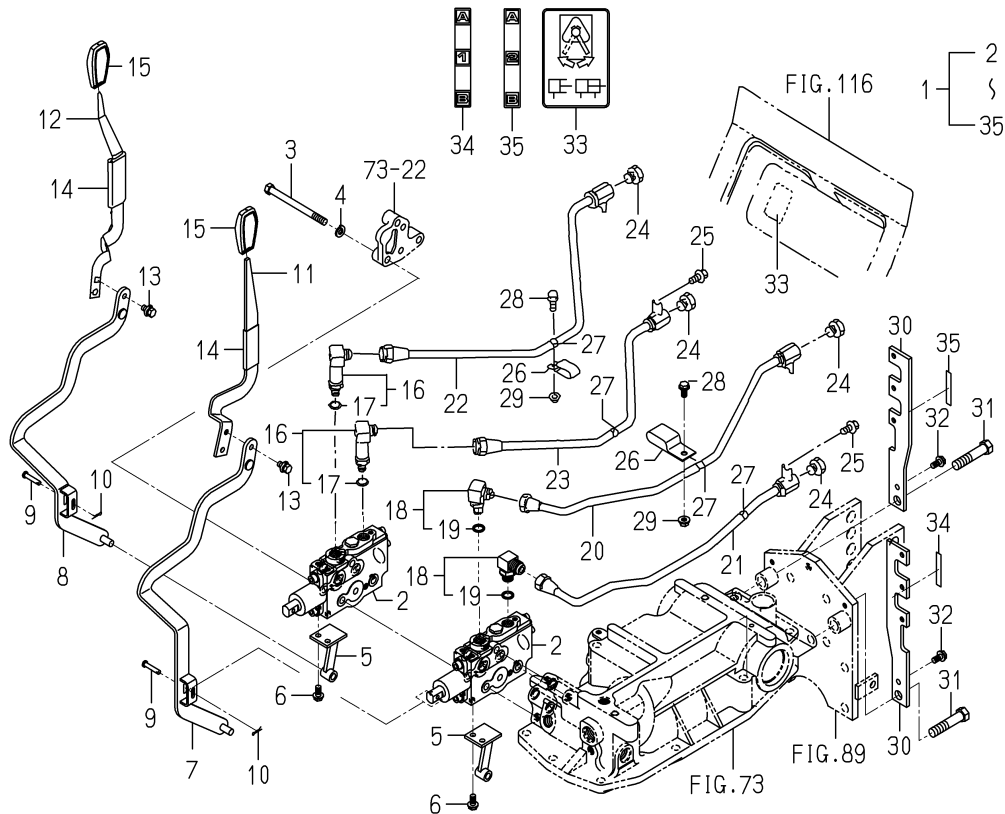
FIG.177 VALVE(REMOTE/1R/E4)SET (TG5475)(OPTION)



1744-512B-0100

KEY	PART CODE	DESCRIPTION	S P C	TYPE OF MODEL		I T C	C O L	G R P	REMARKS
				TG5395 FH	TG5475 FH				
1	1744-512-320-20	VALVE/REMOTE/1R/E4	T		1				
2	1640-530-600-10	VALVE/CONTROL ASSY	T		1				FIG 197
3	V201-261-008-00	BOLT/M10X80	T		3				
4	V401-160-010-00	WASHER,SP/M10	T		3				
5	1742-512-220-00	HOLDER COMP	T		1				
6	V231-360-801-60	FLANGEBOLT/M8X16	T		2				
7	1744-512-200-10	ARM/1ST COMP	T		1				
8	2144-519-007-00	PIN/O6X31	T		1				
9	2130-601-018-00	PIN,SNAP/6	T		1				
10	1744-512-001-20	LEVER/1ST	T		1				
11	V211-360-801-60	BOLT,SP/M8X16	T		1				
12	1614-262-006-00	INSULATOR/LEVER/SUB	T		1				
13	3659-203-005-00	GRIP/03X17X74	T		1				
14	1640-530-003-00	CONNECTOR	T		2				
15	1744-512-250-00	HOSE/470 ASSY	T		1				
16	1744-512-260-00	HOSE/530 ASSY	T		1				
17	1757-501-014-00	ADAPTER/45/R3/8XG3/	T		2				
18	1744-512-230-00	ADAPTER/OUTLET/E4	T		1				
19	V231-360-801-60	FLANGEBOLT/M8X16	T		2				
20	V782-160-000-6T	PLUG/SCREW/SEAL	T		2				
21	1744-512-240-00	STAY/CLAMP COMP	T		1				
22	V231-360-801-60	FLANGEBOLT/M8X16	T		1				
23	1444-101-016-10	CLAMP,RADIATOR HOSE	T		1				
24	V211-360-802-00	BOLT,SP/M8X20	T		1				
25	1742-512-001-10	STAY	T		1				
26	V201-361-406-50	BOLT/M14X65/7T	T		1				
27	V231-360-801-60	FLANGEBOLT/M8X16	T		1				
28	1640-530-008-00	LABEL/SUBCON	T		1				
29	1742-512-004-00	LABEL/PORT/1ST	T		1				

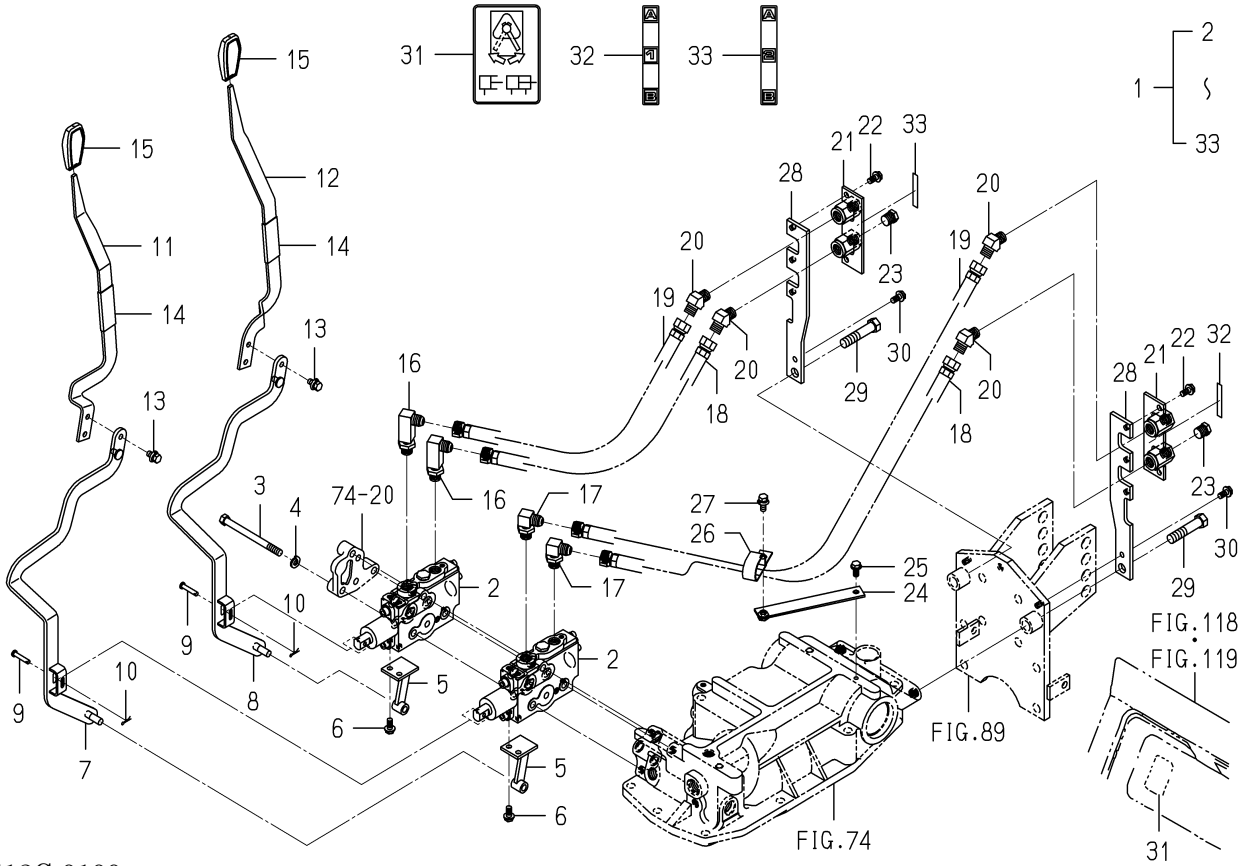
**FIG.178 VALVE(REMOTE/2R/E4)SET
(TG5395-R TYPE)(OPTION)**



1742-512C-0100

KEY	PART CODE	DESCRIPTION	S P C	TYPE OF MODEL		I T C	C O L	G R P	REMARKS
				TG5395 FH	TG5475 FH				
1	1742-512-350-40	VALVE/REMOTE/2R/E4	T	1					
2	1640-530-600-10	VALVE/CONTROL ASSY	T	2					FIG 197
3	V201-261-012-00	BOLT/M10X120	T	3					
4	V401-160-010-00	WASHER,SP/M10	T	3					
5	1742-512-220-00	HOLDER COMP	T	2					
6	V231-360-801-60	FLANGE BOLT/M8X16	T	4					
7	1742-512-200-10	ARM/1ST COMP	T	1					
8	1742-512-210-10	ARM/2ND COMP	T	1					
9	2144-519-007-00	PIN/06X31	T	2					
10	2130-601-018-00	PIN,SNAP/6	T	2					
11	1759-512-003-30	LEVER/1ST	T	1					
12	1759-512-004-20	LEVER/2ND	T	1					
13	V211-360-801-60	BOLT,SP/M8X16	T	2					
14	1614-262-006-00	INSULATOR/LEVER/SUB	T	2					
15	3659-203-005-00	GRIP/03X17X74	T	2					
16	1650-511-250-00	ADAPTER/L/PF3/8 ASSY	T	2					
17	V720-112-401-40	O-RING/1B,P14	T	2					
18	1650-509-310-00	ADAPTER/L/PF3/8 ASSY	T	2					
19	V720-112-401-40	O-RING/1B,P14	T	2					
20	1742-512-300-10	PIPE/1ST/A/E4 COMP	T	1					
21	1742-512-310-10	PIPE/1ST/B/E4 COMP	T	1					
22	1742-512-320-10	PIPE/2ND/A/E4 COMP	T	1					
23	1742-512-330-10	PIPE/2ND/B/E4 COMP	T	1					
24	V782-160-000-6T	PLUG/SCREW/SEAL	T	4					
25	V231-360-801-60	FLANGE BOLT/M8X16	T	2					
26	1560-104-005-50	CLIP	T	2					
27	1650-509-017-00	GROMMET/10X18X20	T	4					
28	V231-360-801-60	FLANGE BOLT/M8X16	T	2					
29	V362-260-008-00	NUT/WASHER/M8	T	2					
30	1742-512-001-10	STAY	T	2					

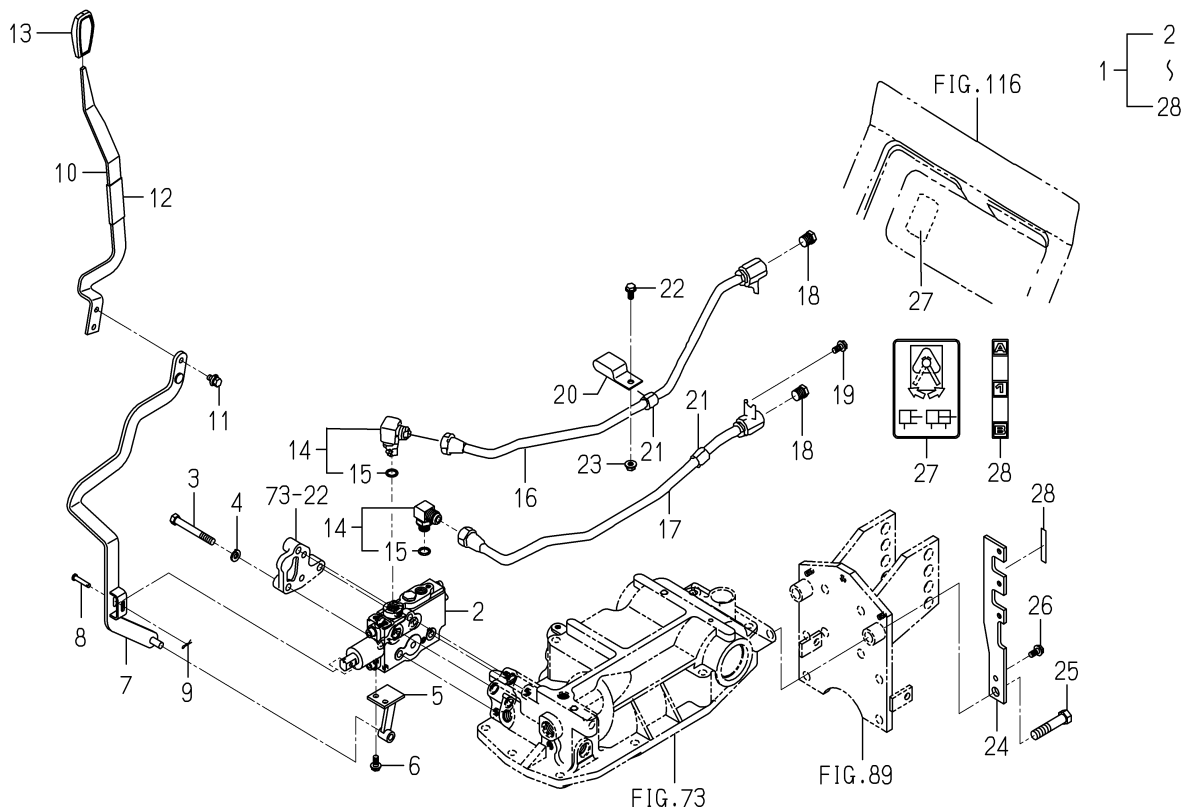
**FIG.179 VALVE(REMOTE/2R/E4)SET
(TG5475)(OPTION)**



1744-512C-0100

KEY	PART CODE	DESCRIPTION	S P C	TYPE OF MODEL		I T C	C O L	G R P	REMARKS
				TG5395 FH	TG5475 FH				
1	1744-512-330-20	VALVE/REMOTE/2R/E4	T		1				
2	1640-530-600-10	VALVE/CONTROL ASSY	T		2				FIG 197
3	V201-261-012-00	BOLT/M10X120	T		3				
4	V401-160-010-00	WASHER,SP/M10	T		3				
5	1742-512-220-00	HOLDER COMP	T		2				
6	V231-360-801-60	FLANGE BOLT/M8X16	T		4				
7	1744-512-200-10	ARM/1ST COMP	T		1				
8	1744-512-210-10	ARM/2ND COMP	T		1				
9	2144-519-007-00	PIN/06X31	T		2				
10	2130-601-018-00	PIN,SNAP/6	T		2				
11	1744-512-001-20	LEVER/1ST	T		1				
12	1744-512-002-10	LEVER/2ND	T		1				
13	V211-360-801-60	BOLT,SP/M8X16	T		2				
14	1614-262-006-00	INSULATOR/LEVER/SUB	T		2				
15	3659-203-005-00	GRIP/03X17X74	T		2				
16	1640-530-009-00	CONNECTOR/L	T		2				
17	1640-530-003-00	CONNECTOR	T		2				
18	1744-512-250-00	HOSE/470 ASSY	T		2				
19	1744-512-260-00	HOSE/530 ASSY	T		2				
20	1757-501-014-00	ADAPTER/45/R3/8XG3/	T		4				
21	1744-512-230-00	ADAPTER/OUTLET/E4	T		2				
22	V231-360-801-60	FLANGE BOLT/M8X16	T		4				
23	V782-160-000-6T	PLUG/SCREW/SEAL	T		4				
24	1744-512-240-00	STAY/CLAMP COMP	T		1				
25	V231-360-801-60	FLANGE BOLT/M8X16	T		1				
26	1444-101-016-10	CLAMP,RADIATOR HOSE	T		1				
27	V211-360-802-00	BOLT,SP/M8X20	T		1				
28	1742-512-001-10	STAY	T		2				
29	V201-361-406-50	BOLT/M14X65/7T	T		2				
30	V231-360-801-60	FLANGE BOLT/M8X16	T		2				

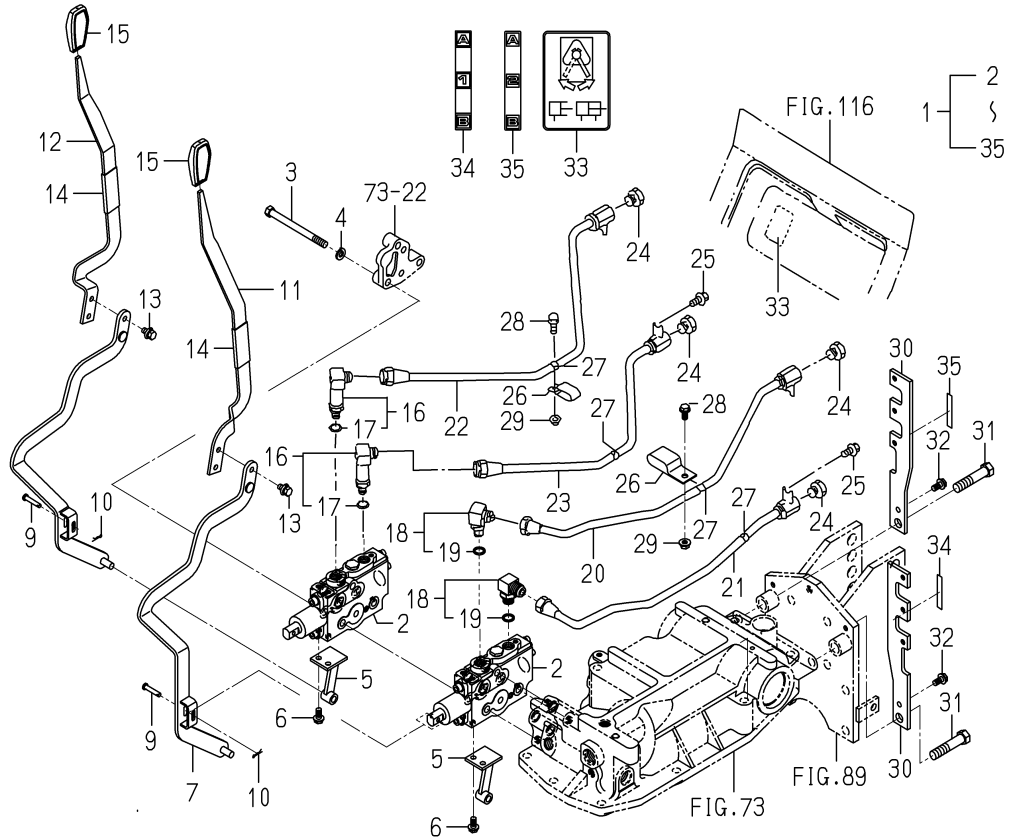
FIG.180 VALVE(REMOTE/1R/E4)SET (TG5395-C TYPE)(OPTION)



1742-512E-0100

KEY	PART CODE	DESCRIPTION	S P C	TYPE OF MODEL		I T C	C O L	G R P	REMARKS
				TG5395 FH	TG5475 FH				
1	1742-512-370-10	VALVE/1R/E4/CY SET	T	1					
2	1640-530-600-10	VALVE/CONTROL ASSY	T	1					FIG 197
3	V201-261-008-00	BOLT/M10X80	T	3					
4	V401-160-010-00	WASHER,SP/M10	T	3					
5	1742-512-220-00	HOLDER COMP	T	1					
6	V231-360-801-60	FLANGE BOLT/M8X16	T	2					
7	1742-512-200-10	ARM/1ST COMP	T	1					
8	2144-519-007-00	PIN/06X31	T	1					
9	2130-601-018-00	PIN,SNAP/6	T	1					
10	1744-512-001-20	LEVER/1ST	T	1					
11	V211-360-801-60	BOLT,SP/M8X16	T	1					
12	1614-262-006-00	INSULATOR/LEVER/SUB	T	1					
13	3659-203-005-00	GRIP/03X17X74	T	1					
14	1650-509-310-00	ADAPTER/L/PF3/8 ASSY	T	2					
15	V720-112-401-40	O-RING/1B,P14	T	2					
16	1742-512-300-10	PIPE/1ST/A/E4 COMP	T	1					
17	1742-512-310-10	PIPE/1ST/B/E4 COMP	T	1					
18	V782-160-000-6T	PLUG/SCREW/SEAL	T	2					
19	V231-360-801-60	FLANGE BOLT/M8X16	T	1					
20	1560-104-005-50	CLIP	T	1					
21	1650-509-017-00	GROMMET/10X18X20	T	2					
22	V231-360-801-60	FLANGE BOLT/M8X16	T	1					
23	V362-260-008-00	NUT/WASHER/M8	T	1					
24	1742-512-001-10	STAY	T	1					
25	V201-361-406-50	BOLT/M14X65/7T	T	1					
26	V231-360-801-60	FLANGE BOLT/M8X16	T	1					
27	1640-530-008-00	LABEL/SUBCON	T	1					
28	1742-512-004-00	LABEL/PORT/1ST	T	1					

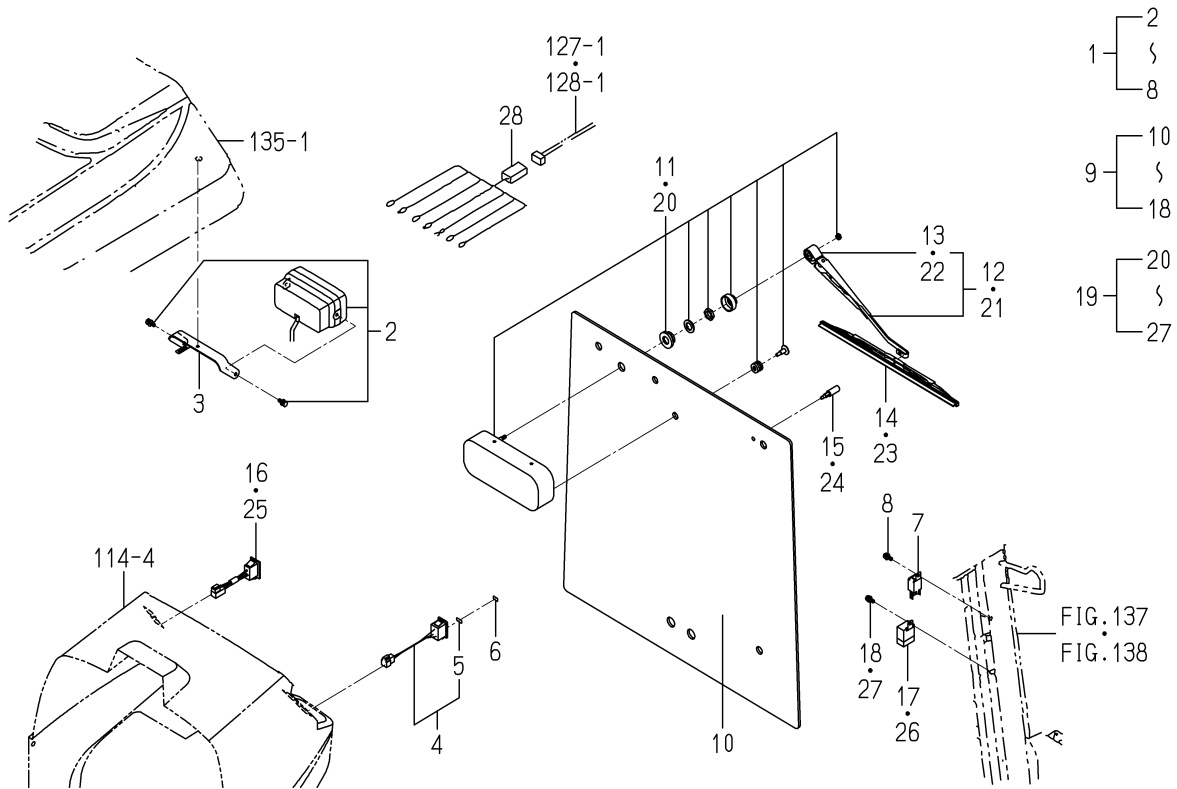
**FIG.181 VALVE(REMOTE/2R/E4)SET
(TG5395-C TYPE)(OPTION)**



1742-512F-0100

KEY	PART CODE	DESCRIPTION	S P C	TYPE OF MODEL		I T C	C O L	G R P	REMARKS
				TG5395 FH	TG5475 FH				
1	1742-512-380-10	VALVE/2R/E4/CY SET	T	1					
2	1640-530-600-10	VALVE/CONTROL ASSY	T	2					FIG 197
3	V201-261-012-00	BOLT/M10X120	T	3					
4	V401-160-010-00	WASHER,SP/M10	T	3					
5	1742-512-220-00	HOLDER COMP	T	2					
6	V231-360-801-60	FLANGEBOLT/M8X16	T	4					
7	1742-512-200-10	ARM/1ST COMP	T	1					
8	1742-512-210-10	ARM/2ND COMP	T	1					
9	2144-519-007-00	PIN/06X31	T	2					
10	2130-601-018-00	PIN,SNAP/6	T	2					
11	1744-512-001-20	LEVER/1ST	T	1					
12	1744-512-002-10	LEVER/2ND	T	1					
13	V211-360-801-60	BOLT,SP/M8X16	T	2					
14	1614-262-006-00	INSULATOR/LEVER/SUB	T	2					
15	3659-203-005-00	GRIP/03X17X74	T	2					
16	1650-511-250-00	ADAPTER/L/PF3/8 ASSY	T	2					
17	V720-112-401-40	O-RING/1B,P14	T	2					
18	1650-509-310-00	ADAPTER/L/PF3/8 ASSY	T	2					
19	V720-112-401-40	O-RING/1B,P14	T	2					
20	1742-512-300-10	PIPE/1ST/A/E4 COMP	T	1					
21	1742-512-310-10	PIPE/1ST/B/E4 COMP	T	1					
22	1742-512-320-10	PIPE/2ND/A/E4 COMP	T	1					
23	1742-512-330-10	PIPE/2ND/B/E4 COMP	T	1					
24	V782-160-000-6T	PLUG/SCREW/SEAL	T	4					
25	V231-360-801-60	FLANGEBOLT/M8X16	T	2					
26	1560-104-005-50	CLIP	T	2					
27	1650-509-017-00	GROMMET/10X18X20	T	4					
28	V231-360-801-60	FLANGEBOLT/M8X16	T	2					
29	V362-260-008-00	NUT/WASHER/M8	T	2					
30	1742-512-001-10	STAY	T	2					

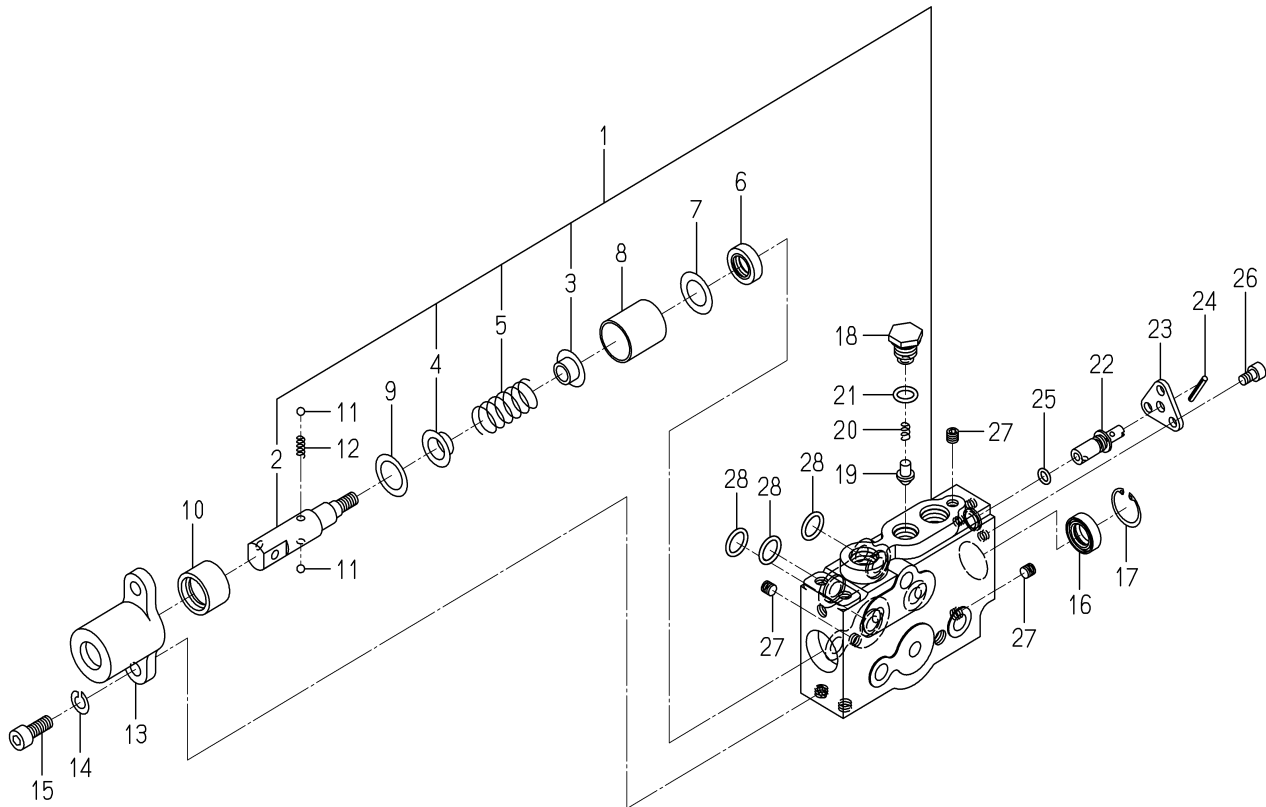
FIG.183 LAMP(WORKING/REAR),WIPER(REAR), WIPER(REAR/SUB)SET(C TYPE)(OPTION)



1746-658Z-0100

KEY	PART CODE	DESCRIPTION	S P C	TYPE OF MODEL		I T C	C O L	G R P	REMARKS
				TG5395 FH	TG5475 FH				
1	1746-658-250-20	LAMP/WORKING/REAR	T	1	1				
2	1696-658-340-20	LAMP/WORKING ASSY	T	2	2				FIG 199
3	1729-658-340-00	STAY/LAMP/WORKING	T	2	2				
4	1521-621-600-00	REAR DIFF SWITCH	T	1	1				
5	1521-621-601-00	DIFF LOSTING MARK	T	1	1				
6	1711-666-053-10	LABEL/LAMP/R/E4	T	1	1				
7	1690-658-370-00	RELAY/4P ASSY	T	1	1				
8	V120-366-001-60	SCREW,SP/M6X16	T	1	1				
9	1742-658-250-20	WIPER/REAR SET	T	1	1				
10	1731-742-001-20	GLASS/REAR	T	1	1				
11	1731-658-230-30	MOTOR/WIPER ASSY	T	1	1				FIG 203
12	1731-658-240-00	ARM/WIPER/300 ASSY	T	1	1				
13	1673-666-521-00	COVER/HEAD	T	1	1				
14	1673-666-530-10	BLADE/WIPER/400 ASSY	T	1	1				
15	1691-658-200-00	NOZZLE/WASHER ASSY	T	1	1				
16	1518-621-540-00	SWITCH,WIPER ASSY	T	1	1				
17	1593-623-530-00	RELAY,5P ASSY	T	1	1				
18	V120-366-001-60	SCREW,SP/M6X16	T	1	1				
19	1742-658-270-10	WIPER/REAR/SUB SET	T	1	1				
20	1731-658-230-30	MOTOR/WIPER ASSY	T	1	1				FIG 203
21	1731-658-240-00	ARM/WIPER/300 ASSY	T	1	1				
22	1673-666-521-00	COVER/HEAD	T	1	1				
23	1673-666-530-10	BLADE/WIPER/400 ASSY	T	1	1				
24	1691-658-200-00	NOZZLE/WASHER ASSY	T	1	1				
25	1518-621-540-00	SWITCH,WIPER ASSY	T	1	1				
26	1593-623-530-00	RELAY,5P ASSY	T	1	1				
27	V120-366-001-60	SCREW,SP/M6X16	T	1	1				
28	1742-658-230-00	HARNES/RADIO CASSET	T	1	1				

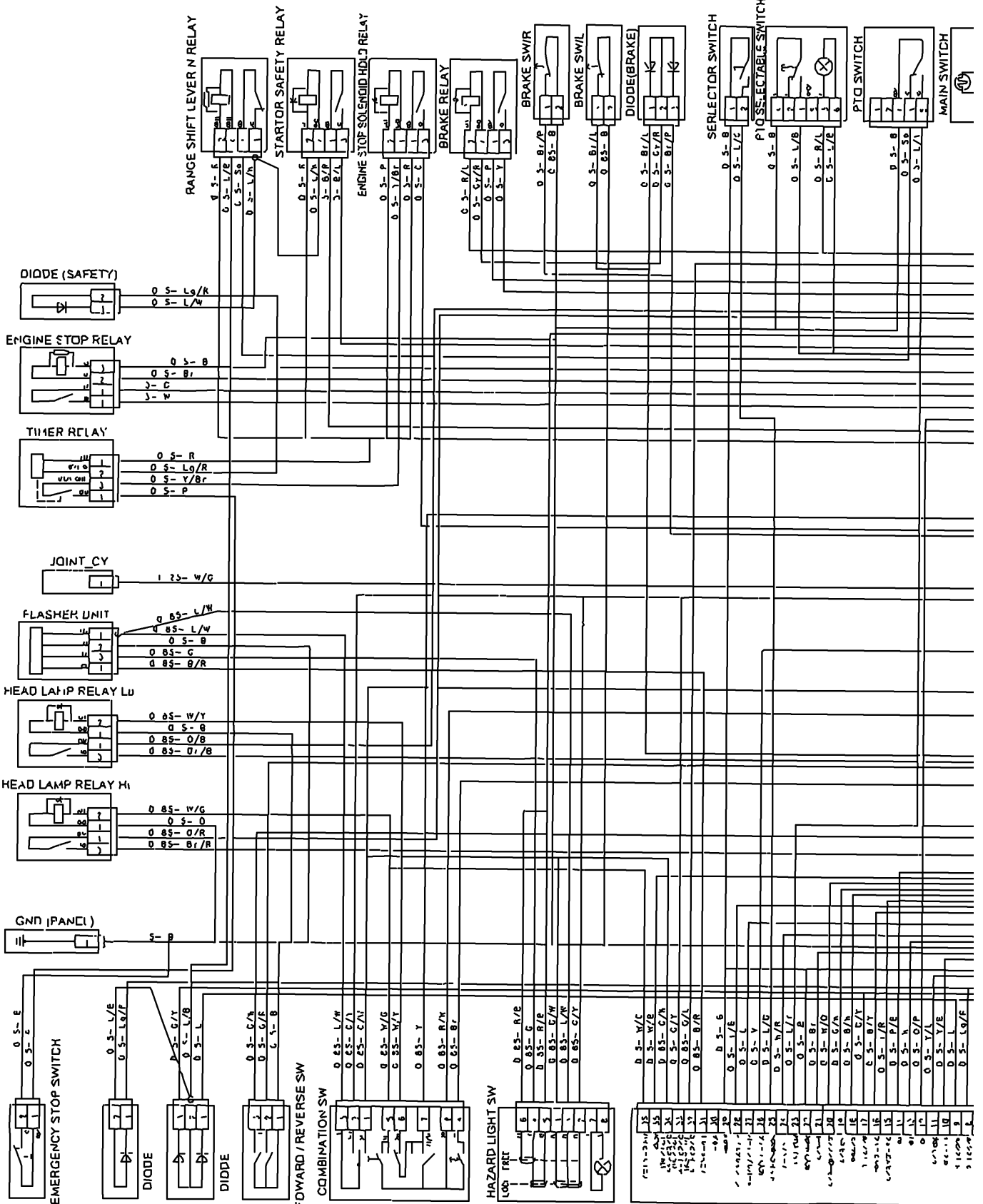
**FIG.197 COMPONENT PARTS
FOR 1640-530-600-10 ON Fig.176-181**



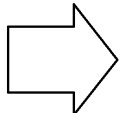
1640-530-600-1D

KEY	PART CODE	DESCRIPTION	S P C	TYPE OF MODEL		I T C	C O L	G R P	REMARKS
				TG5395 FH	TG5475 FH				
1	1640-530-610-10	VALVE SET	T	1	1				
1	1640-530-610-10	VALVE SET	T	2	2				
2	1640-530-613-00	HEAD/SPOOL	T	1	1				
2	1640-530-613-00	HEAD/SPOOL	T	2	2				
3	1640-530-614-00	STOPPER/SPRING/A	T	1	1				
3	1640-530-614-00	STOPPER/SPRING/A	T	2	2				
4	1640-530-615-00	STOPPER/SPRING/B	T	1	1				
4	1640-530-615-00	STOPPER/SPRING/B	T	2	2				
5	K211-012-006-00	SPRING/HC042	T	1	1				
5	K211-012-006-00	SPRING/HC042	T	2	2				
6	K211-004-007-00	SEAL,OIL/TC4,14247	T	1	1				
6	K211-004-007-00	SEAL,OIL/TC4,14247	T	2	2				
7	K211-004-006-00	COLLAR	T	1	1				
7	K211-004-006-00	COLLAR	T	2	2				
8	1640-530-622-00	SLEEVE	T	1	1				
8	1640-530-622-00	SLEEVE	T	2	2				
9	1640-530-623-00	COLLAR/19X28X02	T	1	1				
9	1640-530-623-00	COLLAR/19X28X02	T	2	2				
10	1640-530-624-00	SLEEVE/DETENT	T	1	1				
10	1640-530-624-00	SLEEVE/DETENT	T	2	2				
11	V682-200-000-60	BALL,STEEL	T	2	2				
11	V682-200-000-60	BALL,STEEL	T	4	4				
12	1640-530-625-00	SPRING/HC015	T	1	1				
12	1640-530-625-00	SPRING/HC015	T	2	2				
13	1640-530-626-00	COVER	T	1	1				
13	1640-530-626-00	COVER	T	2	2				
14	V401-160-008-00	WASHER,SP/M8	T	2	2				
14	V401-160-008-00	WASHER,SP/M8	T	4	4				
15	V220-540-802-00	SCREW,SOCKET/M8X20	T	2	2				
15	V220-540-802-00	SCREW,SOCKET/M8X20	T	4	4				


WIRING DIAGRAM(1/6)



- 36 Monitor High betan
- 35 AC
- 14 51V Comb (L)
- 11 51V Comb (R)
- 12 51V Light Panel
- 11 Multiturn in/dec
- 30 Clock
- 29 Switching H type
- 28 51V Out Presser
- 77 51V Parkup
- 26 Input Ruzzer
- 25 51V Charge Display
- 24 Alternator
- 23 51V PTO
- 21 Input Area Idio
- 21 Sensor 4WD
- 20 Sensor Engine rpm
- 19 Sensor Speed
- 18 51V D Stear
- 17 Sensor Sub stuf
- 16 GND Stear Fuel
- 15 Sensor Fuel
- 14 RxD
- 13 TXD
- 13 TCK
- 11 Sensor Water
- 10 51V check
- 9 Sub/ in/0 H

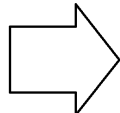
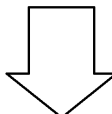
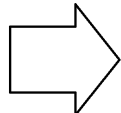


WIRING DIAGRAM(2/6)

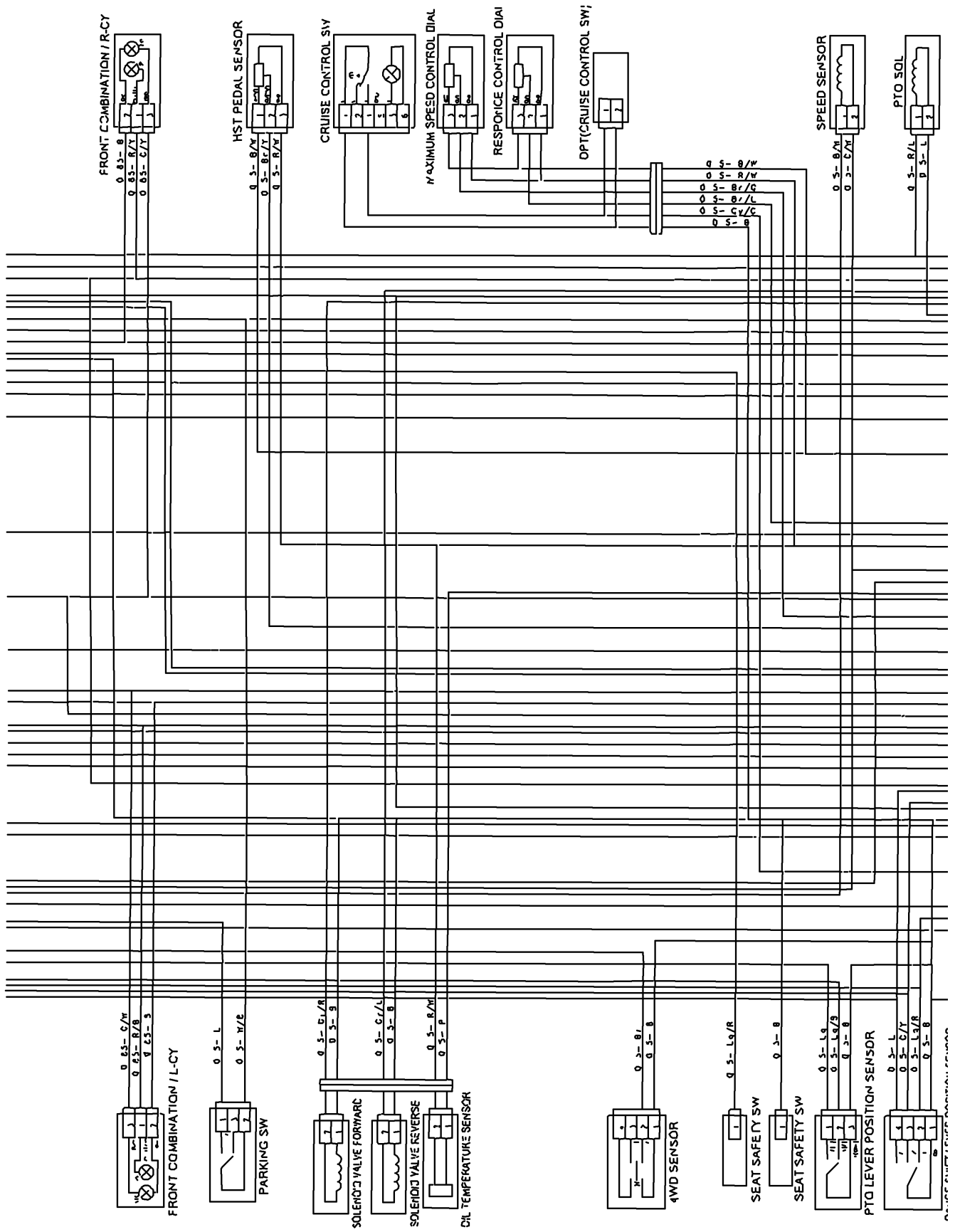


- 15 Sensor Fuel
- 14 RXD
- 13 XUD
- 13 CK
- 11 Sensor Wstler
- 10 SV check
- 9 Sub/Inj H
- 8 Sub/Inj C
- 7 X C
- 6 CND
- 5 Ref PTO 2
- 4 Ref PTO 1
- 3 Sensor Mid PTO
- 2 X C
- 1 12V Battery

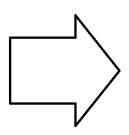
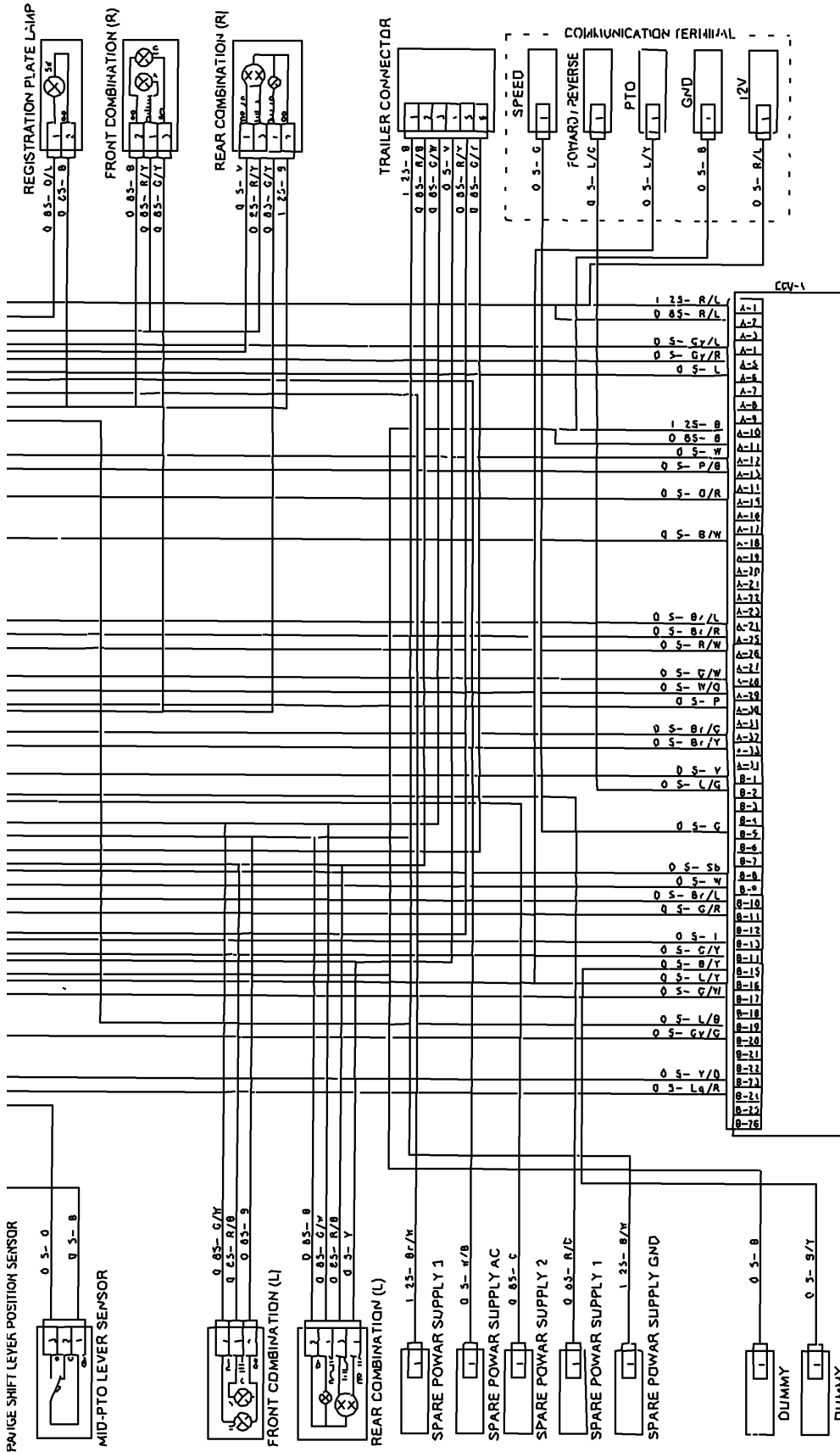
WIRING DIAGRAM (6)



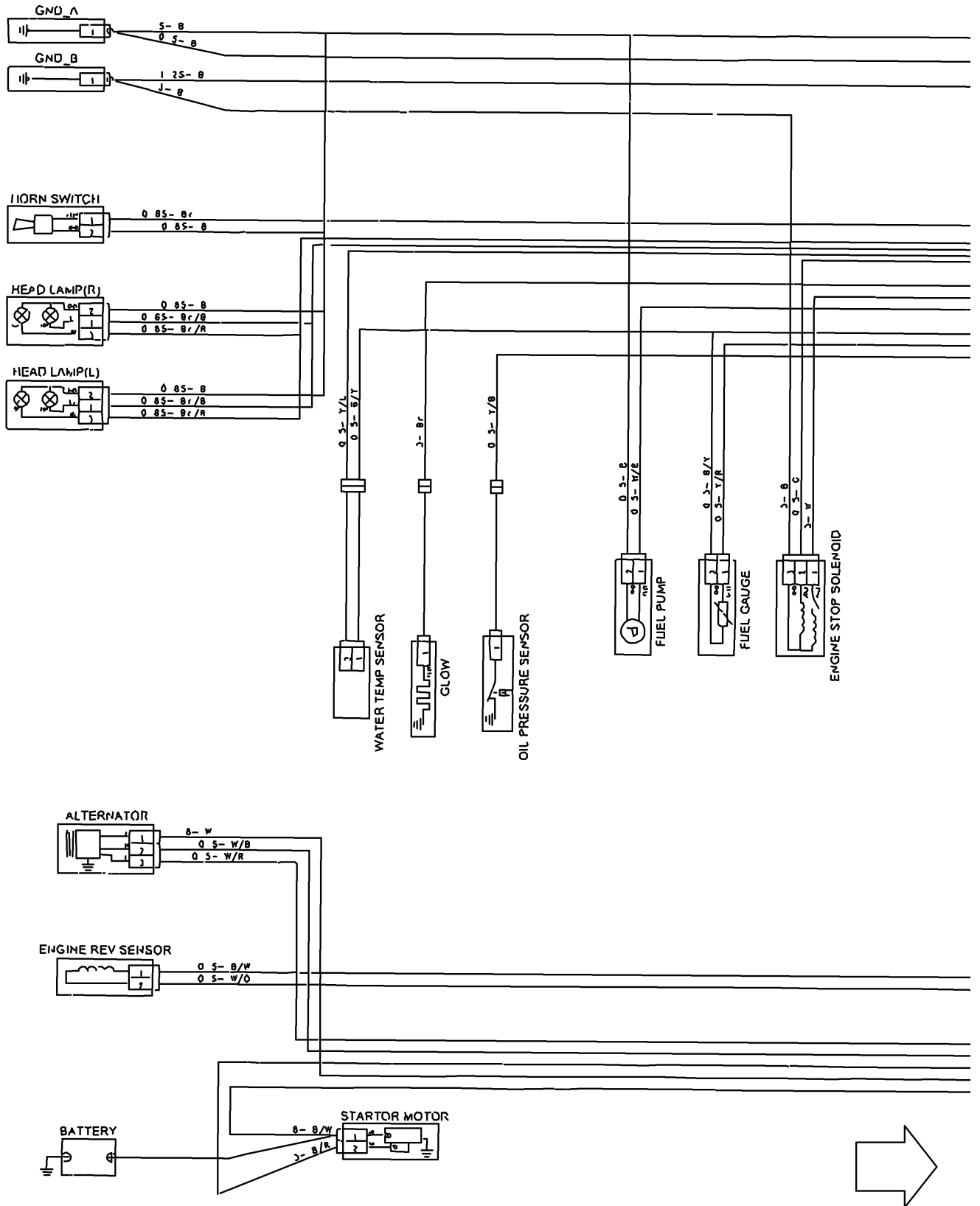
WIRING DIAGRAM(3/6)



WIRING DIAGRAM(4/6)

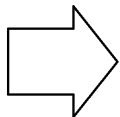
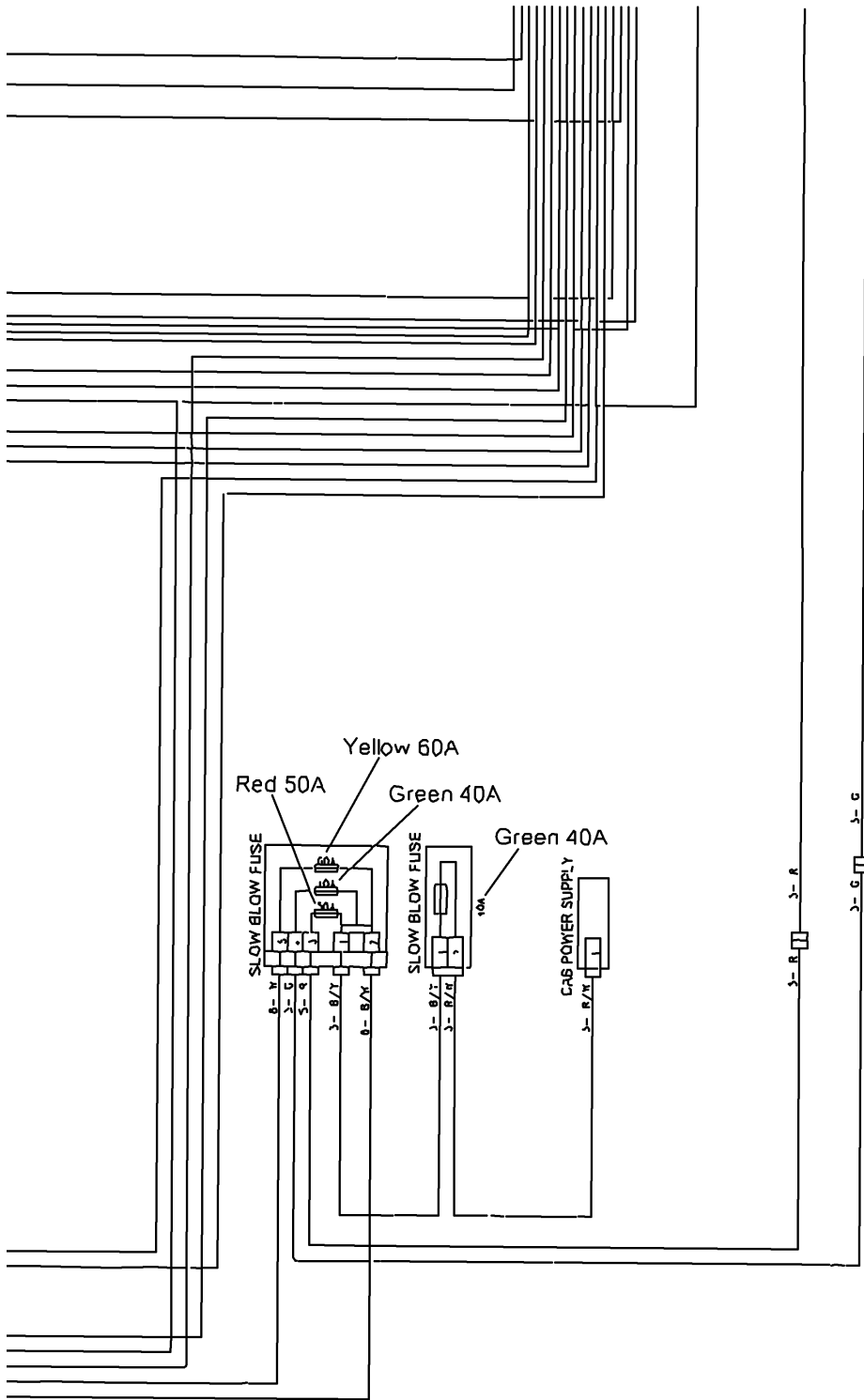
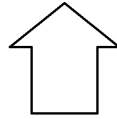


WIRING DIAGRAM(5/6)



WIRING DIAGRAM(6/6)

WIRING DIAGRAM (1)



Numerical Index

6005-097-105-10

Part Code	Fig.	Key	Part Code	Fig.	Key	Part Code	Fig.	Key
1373-121-001-00	25	4	6209-500-003-00	11	18	6211-179-018-00	7	42
1425-621-004-00	11	16		11	27	6211-179-019-00	7	44
1650-650-015-00	11	15		27	13	6211-179-026-00	3	2
1650-780-011-10	18	25	6209-572-003-00	3	8	6211-210-084-10	7	1
	19	8		27	5	6211-210-084-20	7	1-A
1690-654-200-00	11	38	6209-580-002-10	22	26	6211-210-084-30	7	1-B
3640-586-004-00	23	5	6209-600-004-00	11	26	6211-210-084-40	7	1-C
3737-172-010-00	7	52	6209-605-003-20	11	2	6211-258-001-00	7	9
3805-355-002-20	9	2	6209-605-004-10	2	3		27	8
3817-401-001-00	11	11	6209-605-007-10	7	7	6211-258-002-00	7	10
	13	20	6209-610-001-10	7	4		27	9
	19	3	6209-610-003-00	2	2	6211-291-015-20	7	26
	19	22		7	6	6211-292-001-20	7	27
	22	7	6209-610-004-00	11	3		27	11
6005-010-140-00	1	1	6209-610-007-00	7	3	6211-310-040-40	11	1
6115-639-008-00	29	50	6209-610-009-00	7	5	6211-310-040-50	11	1-A
6209-000-005-00	2	7	6209-625-002-00	11	7	6211-311-013-20	11	40
6209-000-006-00	7	2		27	12	6211-312-005-10	11	29
6209-000-043-00	17	10	6209-625-003-20	7	15		27	14
6209-030-002-00	7	50		27	10	6211-312-006-10	11	41
6209-030-043-00	22	16	6209-630-002-10	26	7		27	15
6209-030-091-00	10	3		27	22	6211-319-003-00	11	43
6209-030-094-00	18	14	6209-630-004-20	18	16	6211-341-073-00	10	1
6209-046-007-00	20	4		27	25	6211-361-074-00	9	1
6209-046-015-00	17	8	6209-730-005-00	14	3	6211-510-008-00	7	11
6209-050-001-00	11	35		22	10	6211-511-007-00	7	12
6209-050-002-00	11	36	6209-730-006-00	17	4	6211-511-008-00	7	13
6209-060-004-00	18	11	6209-740-005-00	7	18	6211-530-008-00	8	1
6209-300-014-00	2	8	6209-740-006-00	11	28	6211-540-008-00	8	3
6209-300-026-00	5	5	6209-740-008-00	7	37	6211-599-004-00	7	14
6209-360-011-00	23	3	6209-749-001-20	7	16		8	2
6209-360-071-10	18	22		11	45		8	4
6209-360-072-20	18	23	6209-800-010-00	22	12	6211-740-007-00	7	43
6209-360-072-30	18	23-A	6209-800-011-00	11	48	6211-740-008-00	7	39
6209-360-076-20	18	17	6209-920-002-00	11	22	6211-740-008-10	7	39-A
6209-360-108-00	6	9	6209-920-003-00	18	12	6211-740-009-00	7	40
6209-360-112-00	6	7		27	24	6211-740-010-00	7	49
6209-360-113-00	9	6	6211-110-088-30	2	1	6211-742-014-00	7	38
6209-360-116-10	7	55	6211-141-057-10	2	6	6211-744-001-00	7	47
6209-366-010-00	3	9		27	3	6211-751-001-10	3	5
6209-366-011-00	7	51	6211-170-007-30	3	1	6211-751-002-00	7	33
6209-409-001-00	11	20	6211-173-005-00	3	6	6211-760-041-30	7	30
6209-440-005-00	26	4		27	4	6211-766-033-00	7	31
6209-440-007-00	25	6-A	6211-173-017-00	3	4	6211-777-021-00	12	1
6209-490-002-10	3	7	6211-179-013-10	7	41	6212-111-095-30	15	1

Numerical Index

6005-097-105-10

Part Code	Fig. Key	Part Code	Fig. Key	Part Code	Fig. Key
6212-114-095-30	16 1	6212-629-009-00	13 17	6213-729-013-10	19 5
6212-116-095-30	16 3	6212-629-010-00	13 18	6213-743-002-10	19 10
6212-121-029-30	15 2	6213-100-010-00	18 1		27 20
6212-124-029-30	16 2	6213-119-001-00	7 48	6214-111-023-00	4 1
6212-126-029-30	16 4		18 3	6214-115-003-10	4 2
6212-211-002-00	15 3	6213-129-003-00	18 2		27 6
6212-230-011-30	15 5	6213-129-004-00	17 7	6214-141-048-00	5 1
6212-235-004-10	15 6	6213-129-006-00	7 17	6214-145-004-20	5 2
6212-271-009-00	15 7	6213-140-013-00	18 5		27 7
6212-273-009-00	8 5	6213-149-003-20	18 7	6214-145-009-00	6 2
6212-274-009-00	8 6	6213-160-005-00	11 30		27 23
6212-310-011-40	17 1	6213-161-003-10	11 31	6214-400-009-10	6 1
6212-310-011-50	17 1-A	6213-164-001-00	11 32	6214-435-026-00	6 6
6212-330-100-00	17 5	6213-240-005-10	18 9	6215-300-037-00	21 1
6212-333-002-00	17 6	6213-311-055-00	18 13	6215-311-005-00	28 16
6212-371-035-20	17 9	6213-311-057-10	18 10	6215-315-002-00	21 2
6212-511-005-00	14 1	6213-311-057-20	18 10-A	6215-315-005-00	21 4
6212-521-008-00	17 3	6213-311-061-00	7 32	6215-315-006-00	21 3
6212-522-004-10	14 2	6213-311-078-00	7 32-A	6215-315-007-00	21 5
6212-523-021-00	14 6	6213-342-007-00	7 36	6215-330-022-00	28 1
6212-524-012-30	22 9	6213-342-008-10	7 35	6215-332-006-00	28 15
6212-530-017-00	11 47	6213-342-013-00	7 35-A	6215-339-004-00	28 14
6212-530-023-00	11 47-A	6213-610-011-20	19 1	6215-342-002-00	28 13
6212-531-008-30	7 8	6213-614-013-00	19 2	6215-343-002-00	28 12
6212-535-007-00	14 4		27 18	6215-345-044-00	28 2
6212-535-009-00	22 13	6213-614-014-00	19 18	6215-345-045-00	28 3
6212-551-019-00	13 1		27 19	6215-345-046-00	28 4
6212-552-008-00	13 2	6213-619-006-00	19 17	6215-345-047-00	28 5
6212-561-003-00	13 3	6213-641-022-10	20 2	6215-345-048-00	28 6
6212-563-001-00	13 4	6213-641-022-20	20 2-A	6215-345-049-00	28 7
6212-563-005-00	13 4-A	6213-660-015-00	20 1	6215-345-050-00	28 8
6212-565-001-00	13 5	6213-669-009-00	20 3	6215-345-051-00	28 9
6212-569-002-00	2 4	6213-671-058-00	20 5	6215-345-052-00	28 10
	27 2	6213-674-012-20	25 2	6215-345-053-00	28 11
6212-571-002-30	13 6	6213-711-003-20	19 14	6215-359-003-00	28 17
6212-575-003-00	13 7	6213-716-003-20	19 9	6215-359-004-00	28 18
6212-600-019-00	13 8	6213-719-002-00	19 6	6215-359-006-00	29 52
6212-611-014-00	13 9	6213-721-001-00	9 5	6215-411-136-00	23 2
6212-620-017-00	13 10	6213-721-005-00	7 24	6215-411-137-00	21 6
6212-626-003-00	13 11		7 46	6215-411-138-00	21 7
6212-628-022-00	13 12	6213-721-007-00	7 23	6215-411-139-00	21 8
6212-628-023-00	13 13	6213-721-015-00	7 24-A	6215-412-004-00	23 1
6212-629-006-00	13 14		7 46-A	6215-520-007-10	22 15
6212-629-007-00	13 15	6213-729-004-10	19 4	6215-526-004-00	22 17
6212-629-008-00	13 16	6213-729-011-00	19 23	6215-531-019-00	22 23

Numerical Index

6005-097-105-10

Part Code	Fig. Key	Part Code	Fig. Key	Part Code	Fig. Key
6215-537-002-10	22 32	6215-629-060-00	29 16	6281-129-039-00	30 4
6215-541-001-10	22 18	6215-629-061-00	29 17	6281-129-040-00	30 7
6215-541-016-40	24 2	6215-629-062-00	29 18	6281-129-042-00	30 15
6215-541-045-10	22 24	6215-629-063-00	29 19	6281-129-043-00	30 16
6215-542-004-20	11 23	6215-629-064-00	29 20	6281-129-044-00	30 18
6215-542-005-20	11 25	6215-629-065-00	29 21	6281-129-045-10	30 9
6215-542-006-00	22 20	6215-629-066-00	29 22	6281-129-062-00	30 14
6215-543-002-10	22 19	6215-629-067-00	29 23	6281-151-023-00	30 13
6215-546-003-10	11 19	6215-631-008-00	29 1		30 13-B
6215-546-003-30	11 19-A	6215-634-003-00	29 13	6281-151-026-00	30 13-A
6215-548-070-00	24 1	6215-635-004-00	29 7	6281-200-015-00	25 1
6215-549-013-00	7 29	6215-635-005-00	29 48	6281-213-013-00	31 7
6215-549-031-10	22 22	6215-637-004-00	29 47	6281-214-007-00	31 12
6215-549-039-00	22 31	6215-639-008-00	29 14	6281-214-008-00	31 13
6215-549-076-10	22 27	6215-639-009-00	29 15	6281-215-001-00	31 17
6215-600-078-10	22 1	6215-641-002-00	29 2	6281-216-001-00	31 18
6215-619-023-00	29 49	6215-643-005-00	29 3	6281-217-002-00	31 16
6215-619-024-00	29 51	6215-644-009-00	29 5	6281-221-004-00	31 4
6215-621-018-10	22 8	6215-649-008-00	29 4	6281-222-002-00	31 1
6215-622-003-00	29 10	6215-649-011-00	29 9	6281-229-002-00	31 2
6215-629-017-00	29 11	6215-649-013-00	29 8	6281-229-003-00	31 3
6215-629-035-00	29 12	6215-649-014-00	29 6	6281-229-004-00	31 5
6215-629-036-00	29 24	6219-732-017-00	26 5	6281-229-006-00	31 8
6215-629-037-00	29 25	6219-752-044-00	22 3	6281-229-007-00	31 9
6215-629-038-00	29 26	6219-752-045-00	22 2	6281-229-008-00	31 10
6215-629-039-00	29 27	6219-752-046-00	22 4	6281-229-011-00	31 15
6215-629-040-00	29 28	6219-752-047-00	22 5	6281-229-012-00	31 19
6215-629-041-00	29 29	6221-700-004-00	18 19	6281-229-013-00	31 20
6215-629-042-00	29 30	6221-726-006-00	18 20	6281-229-014-00	31 21
6215-629-043-00	29 31	6221-726-008-00	18 21	6281-229-015-00	31 22
6215-629-044-00	29 32	6281-100-007-20	25 7	6281-229-016-00	31 23
6215-629-045-00	29 33	6281-100-007-30	25 7-A	6281-229-017-00	31 24
6215-629-046-00	29 34	6281-100-007-40	25 7-B	6281-229-018-00	31 25
6215-629-047-00	29 35	6281-111-005-00	30 1	6281-229-032-00	31 6
6215-629-048-00	29 36	6281-115-009-00	30 20-A	6281-229-033-00	31 11
6215-629-049-00	29 37	6281-115-010-00	30 23	6281-229-040-00	31 14
6215-629-050-00	29 38	6281-115-011-00	30 10	6281-229-041-00	30 22
6215-629-051-00	29 39	6281-115-016-00	30 20	6281-271-002-00	31 26
6215-629-052-00	29 40		30 20-B	6281-410-023-10	26 3
6215-629-053-00	29 41	6281-116-004-00	30 11	6281-910-011-00	26 6
6215-629-054-00	29 42	6281-121-006-00	30 2	6281-971-003-00	26 1
6215-629-055-00	29 43	6281-123-005-00	30 8	6282-450-007-00	26 2
6215-629-056-00	29 44	6281-124-007-10	30 5	6287-810-041-10	27 1
6215-629-058-00	29 45	6281-129-003-00	30 19	6294-453-002-00	7 22
6215-629-059-00	29 46	6281-129-038-00	30 3	6509-030-037-00	5 4

Numerical Index

6005-097-105-10

Part Code	Fig. Key	Part Code	Fig. Key	Part Code	Fig. Key
6513-770-022-10	19 13	V231-360-802-00	19 11	V723-102-005-00	11 44
6581-117-007-00	30 12		19 21		27 16
6581-129-092-00	30 17		22 6	V723-102-005-50	19 15
6581-129-099-00	30 6		25 3		27 21
6901-911-020-00	12 2	V231-360-802-50	4 3		
6901-931-240-00	25 8		19 16		
6902-050-816-00	11 42	V231-360-803-00	11 17		
6904-110-822-00	7 20	V231-360-804-50	19 20		
	11 4	V231-360-805-00	11 13		
	11 46	V231-360-805-50	13 19		
6904-110-840-00	7 19	V231-360-806-00	11 14		
	19 19	V231-360-807-00	11 10		
6904-110-850-00	11 6	V231-360-807-50	11 9		
6904-110-855-00	11 5		19 12		
6909-111-508-00	30 21	V231-360-808-50	11 8		
6909-902-299-00	7 25	V233-361-002-00	12 3		
6909-950-115-00	15 4	V233-361-007-00	25 5		
J061-116-025-00	18 18	V251-340-802-50	6 5		
J061-210-015-00	9 7	V251-340-806-00	7 21		
	19 7	V301-260-006-00	11 37		
J061-213-018-00	3 11		22 28		
	7 53	V304-260-008-00	11 49		
	9 8		11 51		
J061-216-020-00	3 10	V304-700-008-00	6 3		
	7 54	V334-260-010-00	25 6		
	18 24	V341-120-008-00	11 21		
J061-220-024-00	7 56	V401-160-006-00	18 15		
	19 24		22 30		
J061-238-046-00	6 8		26 9		
J061-252-063-00	6 10	V401-160-008-00	11 50		
J062-076-082-00	23 4		11 52		
P117-303-003-00	11 24	V411-260-006-00	22 29		
V195-164-008-30	3 3	V411-700-008-00	6 4		
	7 45	V523-101-001-80	10 2		
V210-560-601-20	14 5		17 2		
	22 14	V600-110-620-30	22 11		
V210-560-603-50	9 4	V682-200-000-60	2 5		
V211-560-802-50	5 3	V705-140-012-00	11 33		
	5 3-A	V710-140-004-00	22 21		
V220-540-601-60	26 8	V720-101-900-80	22 25		
V220-540-602-00	18 4	V720-102-401-80	9 3		
V230-360-601-20	7 28		11 34		
V230-360-601-60	11 39	V720-103-502-20	18 6		
V231-360-801-60	11 12		27 17		
	18 8	V720-103-502-50	7 34		

Numerical Index

6005-097-115-10

Part Code	Fig. Key	Part Code	Fig. Key	Part Code	Fig. Key
1373-121-001-00	25 4	6209-500-003-00	11 18	6211-179-018-00	7 42
1425-621-004-00	11 16		11 27	6211-179-019-00	7 44
1650-650-015-00	11 15		27 13	6211-179-026-00	3 2
1650-780-011-10	18 25	6209-572-003-00	3 8	6211-210-084-10	7 1
	19 8		27 5	6211-210-084-20	7 1-A
1690-654-200-00	11 38	6209-580-002-10	22 26	6211-210-084-30	7 1-B
3640-586-004-00	23 5	6209-600-004-00	11 26	6211-210-084-40	7 1-C
3737-172-010-00	7 52	6209-605-003-20	11 2	6211-258-001-00	7 9
3805-355-002-20	9 2	6209-605-004-10	2 3		27 8
3817-401-001-00	11 11	6209-605-007-10	7 7	6211-258-002-00	7 10
	13 20	6209-610-001-10	7 4		27 9
	19 3	6209-610-003-00	2 2	6211-291-015-20	7 26
	19 22		7 6	6211-292-001-20	7 27
	22 7	6209-610-004-00	11 3		27 11
6005-010-140-00	1 1	6209-610-007-00	7 3	6211-310-040-40	11 1
6115-639-008-00	29 50	6209-610-009-00	7 5	6211-310-040-50	11 1-A
6209-000-005-00	2 7	6209-625-002-00	11 7	6211-311-013-20	11 40
6209-000-006-00	7 2		27 12	6211-312-005-10	11 29
6209-000-043-00	17 10	6209-625-003-20	7 15		27 14
6209-030-002-00	7 50		27 10	6211-312-006-10	11 41
6209-030-043-00	22 16	6209-630-002-10	26 7		27 15
6209-030-091-00	10 3		27 22	6211-319-003-00	11 43
6209-030-094-00	18 14	6209-630-004-20	18 16	6211-341-073-00	10 1
6209-046-007-00	20 4		27 25	6211-361-074-00	9 1
6209-046-015-00	17 8	6209-730-005-00	14 3	6211-510-008-00	7 11
6209-050-001-00	11 35		22 10	6211-511-007-00	7 12
6209-050-002-00	11 36	6209-730-006-00	17 4	6211-511-008-00	7 13
6209-060-004-00	18 11	6209-740-005-00	7 18	6211-530-008-00	8 1
6209-300-014-00	2 8	6209-740-006-00	11 28	6211-540-008-00	8 3
6209-300-026-00	5 5	6209-740-008-00	7 37	6211-599-004-00	7 14
6209-360-011-00	23 3	6209-749-001-20	7 16		8 2
6209-360-071-10	18 22		11 45		8 4
6209-360-072-20	18 23	6209-800-010-00	22 12	6211-740-007-00	7 43
6209-360-072-30	18 23-A	6209-800-011-00	11 48	6211-740-008-00	7 39
6209-360-076-20	18 17	6209-920-002-00	11 22	6211-740-008-10	7 39-A
6209-360-108-00	6 9	6209-920-003-00	18 12	6211-740-009-00	7 40
6209-360-112-00	6 7		27 24	6211-740-010-00	7 49
6209-360-113-00	9 6	6211-110-088-30	2 1	6211-742-014-00	7 38
6209-360-116-10	7 55	6211-141-057-10	2 6	6211-744-001-00	7 47
6209-366-010-00	3 9		27 3	6211-751-001-10	3 5
6209-366-011-00	7 51	6211-170-007-30	3 1	6211-751-002-00	7 33
6209-409-001-00	11 20	6211-173-005-00	3 6	6211-760-041-30	7 30
6209-440-005-00	26 4		27 4	6211-766-033-00	7 31
6209-440-007-00	25 6-A	6211-173-017-00	3 4	6211-777-021-00	12 1
6209-490-002-10	3 7	6211-179-013-10	7 41	6212-111-095-30	15 1

Numerical Index

6005-097-115-10

Part Code	Fig. Key	Part Code	Fig. Key	Part Code	Fig. Key
6212-114-095-30	16 1	6212-629-009-00	13 17	6213-743-002-10	19 10
6212-116-095-30	16 3	6212-629-010-00	13 18		27 20
6212-121-029-30	15 2	6213-100-010-00	18 1	6214-111-023-00	4 1
6212-124-029-30	16 2	6213-119-001-00	7 48	6214-115-003-10	4 2
6212-126-029-30	16 4		18 3		27 6
6212-211-002-00	15 3	6213-129-003-00	18 2	6214-141-048-00	5 1
6212-230-011-30	15 5	6213-129-004-00	17 7	6214-145-004-20	5 2
6212-235-004-10	15 6	6213-129-006-00	7 17		27 7
6212-271-009-00	15 7	6213-140-013-00	18 5	6214-145-009-00	6 2
6212-273-009-00	8 5	6213-149-003-20	18 7		27 23
6212-274-009-00	8 6	6213-160-005-00	11 30	6214-400-009-10	6 1
6212-310-011-40	17 1	6213-161-003-10	11 31	6214-435-026-00	6 6
6212-310-011-50	17 1-A	6213-164-001-00	11 32	6215-300-037-00	21 1
6212-330-100-00	17 5	6213-240-005-10	18 9	6215-311-005-00	28 16
6212-333-002-00	17 6	6213-311-055-00	18 13	6215-315-002-00	21 2
6212-371-035-20	17 9	6213-311-057-10	18 10	6215-315-005-00	21 4
6212-511-005-00	14 1	6213-311-057-20	18 10-A	6215-315-006-00	21 3
6212-521-008-00	17 3	6213-311-061-00	7 32	6215-315-007-00	21 5
6212-522-004-10	14 2	6213-311-078-00	7 32-A	6215-330-022-00	28 1
6212-523-021-00	14 6	6213-342-007-00	7 36	6215-332-006-00	28 15
6212-524-012-30	22 9	6213-342-008-10	7 35	6215-339-004-00	28 14
6212-530-017-00	11 47	6213-342-013-00	7 35-A	6215-342-002-00	28 13
6212-530-023-00	11 47-A	6213-610-011-20	19 1	6215-343-002-00	28 12
6212-531-008-30	7 8	6213-614-013-00	19 2	6215-345-044-00	28 2
6212-535-007-00	14 4		27 18	6215-345-045-00	28 3
6212-535-009-00	22 13	6213-614-014-00	19 18	6215-345-046-00	28 4
6212-551-019-00	13 1		27 19	6215-345-047-00	28 5
6212-552-008-00	13 2	6213-619-006-00	19 17	6215-345-048-00	28 6
6212-561-003-00	13 3	6213-641-022-10	20 2	6215-345-049-00	28 7
6212-563-001-00	13 4	6213-641-022-20	20 2-A	6215-345-050-00	28 8
6212-563-005-00	13 4-A	6213-660-015-00	20 1	6215-345-051-00	28 9
6212-565-001-00	13 5	6213-669-009-00	20 3	6215-345-052-00	28 10
6212-569-002-00	2 4	6213-671-058-00	20 5	6215-345-053-00	28 11
	27 2	6213-674-012-20	25 2	6215-359-003-00	28 17
6212-571-002-30	13 6	6213-711-003-20	19 14	6215-359-004-00	28 18
6212-575-003-00	13 7	6213-716-003-20	19 9	6215-359-006-00	29 52
6212-600-019-00	13 8	6213-719-002-00	19 6	6215-411-136-00	23 2
6212-611-014-00	13 9	6213-721-001-00	9 5	6215-411-137-00	21 6
6212-620-017-00	13 10	6213-721-005-00	7 24	6215-411-138-00	21 7
6212-626-003-00	13 11		7 46	6215-411-139-00	21 8
6212-628-022-00	13 12	6213-721-007-00	7 23	6215-412-004-00	23 1
6212-628-023-00	13 13	6213-721-015-00	7 24-A	6215-520-007-10	22 15
6212-629-006-00	13 14		7 46-A	6215-526-004-00	22 17
6212-629-007-00	13 15	6213-729-004-10	19 4	6215-531-019-00	22 23
6212-629-008-00	13 16	6213-729-013-10	19 5	6215-537-002-10	22 32

Numerical Index

Part Code	Fig. Key	Part Code	Fig. Key	Part Code	Fig. Key
6215-541-001-10	22 18	6215-629-061-00	29 17	6281-129-040-00	30 7
6215-541-016-40	24 2	6215-629-062-00	29 18	6281-129-042-00	30 15
6215-541-045-10	22 24	6215-629-063-00	29 19	6281-129-043-00	30 16
6215-542-004-20	11 23	6215-629-064-00	29 20	6281-129-044-00	30 18
6215-542-005-20	11 25	6215-629-065-00	29 21	6281-129-045-10	30 9
6215-542-006-00	22 20	6215-629-066-00	29 22	6281-129-062-00	30 14
6215-543-002-10	22 19	6215-629-067-00	29 23	6281-151-023-00	30 13
6215-546-003-10	11 19	6215-631-008-00	29 1		30 13-B
6215-546-003-30	11 19-A	6215-634-003-00	29 13	6281-151-026-00	30 13-A
6215-548-070-00	24 1	6215-635-004-00	29 7	6281-200-015-00	25 1
6215-549-013-00	7 29	6215-635-005-00	29 48	6281-213-013-00	31 7
6215-549-031-10	22 22	6215-637-004-00	29 47	6281-214-007-00	31 12
6215-549-039-00	22 31	6215-639-008-00	29 14	6281-214-008-00	31 13
6215-549-076-10	22 27	6215-639-009-00	29 15	6281-215-001-00	31 17
6215-600-078-10	22 1	6215-641-002-00	29 2	6281-216-001-00	31 18
6215-619-023-00	29 49	6215-643-005-00	29 3	6281-217-002-00	31 16
6215-619-024-00	29 51	6215-644-009-00	29 5	6281-221-004-00	31 4
6215-621-018-10	22 8	6215-649-008-00	29 4	6281-222-002-00	31 1
6215-622-003-00	29 10	6215-649-011-00	29 9	6281-229-002-00	31 2
6215-629-017-00	29 11	6215-649-013-00	29 8	6281-229-003-00	31 3
6215-629-035-00	29 12	6215-649-014-00	29 6	6281-229-004-00	31 5
6215-629-036-00	29 24	6219-732-017-00	26 5	6281-229-006-00	31 8
6215-629-037-00	29 25	6219-752-044-00	22 3	6281-229-007-00	31 9
6215-629-038-00	29 26	6219-752-045-00	22 2	6281-229-008-00	31 10
6215-629-039-00	29 27	6219-752-046-00	22 4	6281-229-011-00	31 15
6215-629-040-00	29 28	6219-752-047-00	22 5	6281-229-012-00	31 19
6215-629-041-00	29 29	6221-700-004-00	18 19	6281-229-013-00	31 20
6215-629-042-00	29 30	6221-726-006-00	18 20	6281-229-014-00	31 21
6215-629-043-00	29 31	6221-726-008-00	18 21	6281-229-015-00	31 22
6215-629-044-00	29 32	6281-100-007-20	25 7	6281-229-016-00	31 23
6215-629-045-00	29 33	6281-100-007-30	25 7-A	6281-229-017-00	31 24
6215-629-046-00	29 34	6281-100-007-40	25 7-B	6281-229-018-00	31 25
6215-629-047-00	29 35	6281-111-005-00	30 1	6281-229-032-00	31 6
6215-629-048-00	29 36	6281-115-009-00	30 20-A	6281-229-033-00	31 11
6215-629-049-00	29 37	6281-115-010-00	30 23	6281-229-040-00	31 14
6215-629-050-00	29 38	6281-115-011-00	30 10	6281-229-041-00	30 22
6215-629-051-00	29 39	6281-115-016-00	30 20	6281-271-002-00	31 26
6215-629-052-00	29 40		30 20-B	6281-410-023-10	26 3
6215-629-053-00	29 41	6281-116-004-00	30 11	6281-910-011-00	26 6
6215-629-054-00	29 42	6281-121-006-00	30 2	6281-971-003-00	26 1
6215-629-055-00	29 43	6281-123-005-00	30 8	6282-450-007-00	26 2
6215-629-056-00	29 44	6281-124-007-10	30 5	6287-810-041-10	27 1
6215-629-058-00	29 45	6281-129-003-00	30 19	6294-453-002-00	7 22
6215-629-059-00	29 46	6281-129-038-00	30 3	6509-030-037-00	5 4
6215-629-060-00	29 16	6281-129-039-00	30 4	6513-770-022-10	19 13

Numerical Index

6005-097-115-10

Part Code	Fig. Key	Part Code	Fig. Key	Part Code	Fig. Key
6581-117-007-00	30 12	V231-360-802-00	22 6	V723-102-005-50	19 15
6581-129-092-00	30 17		25 3		27 21
6581-129-099-00	30 6	V231-360-802-50	4 3		
6901-911-020-00	12 2		19 16		
6901-931-240-00	25 8	V231-360-803-00	11 17		
6902-050-816-00	11 42	V231-360-804-50	19 20		
6904-110-822-00	7 20	V231-360-805-00	11 13		
	11 4	V231-360-805-50	13 19		
	11 46	V231-360-806-00	11 14		
6904-110-840-00	7 19	V231-360-807-00	11 10		
	19 19	V231-360-807-50	11 9		
6904-110-850-00	11 6		19 12		
6904-110-855-00	11 5	V231-360-808-50	11 8		
6909-111-508-00	30 21	V233-361-002-00	12 3		
6909-902-299-00	7 25	V233-361-007-00	25 5		
6909-950-115-00	15 4	V251-340-802-50	6 5		
J061-116-025-00	18 18	V251-340-806-00	7 21		
J061-210-015-00	9 7	V301-260-006-00	11 37		
	19 7		22 28		
J061-213-018-00	3 11	V304-260-008-00	11 49		
	7 53		11 51		
	9 8	V304-700-008-00	6 3		
J061-216-020-00	3 10	V334-260-010-00	25 6		
	7 54	V341-120-008-00	11 21		
	18 24	V401-160-006-00	18 15		
J061-220-024-00	7 56		22 30		
J061-238-046-00	6 8		26 9		
J061-252-063-00	6 10	V401-160-008-00	11 50		
J062-076-082-00	23 4		11 52		
P117-303-003-00	11 24	V411-260-006-00	22 29		
V195-164-008-30	3 3	V411-700-008-00	6 4		
	7 45	V523-101-001-80	10 2		
V210-560-601-20	14 5		17 2		
	22 14	V600-110-620-30	22 11		
V210-560-603-50	9 4	V682-200-000-60	2 5		
V211-560-802-50	5 3	V705-140-012-00	11 33		
	5 3-A	V710-140-004-00	22 21		
V220-540-601-60	26 8	V720-101-900-80	22 25		
V220-540-602-00	18 4	V720-102-401-80	9 3		
V230-360-601-20	7 28		11 34		
V230-360-601-60	11 39	V720-103-502-20	18 6		
V231-360-801-60	11 12		27 17		
	18 8	V720-103-502-50	7 34		
V231-360-802-00	19 11	V723-102-005-00	11 44		
	19 21		27 16		

Numerical Index

6008-097-290-10

Part Code	Fig.	Key	Part Code	Fig.	Key	Part Code	Fig.	Key
1373-121-001-00	25	4	6209-600-004-00	10	20	6211-258-002-00	27	9
1600-211-052-00	21	13	6209-605-003-20	10	2	6211-291-015-20	6	26
1650-650-015-00	10	10	6209-605-004-10	2	3	6211-292-001-20	6	27
1650-780-011-10	18	10		6	8		27	11
1690-654-200-00	10	32	6209-605-007-10	6	7	6211-310-042-00	10	1
3640-586-004-00	22	5	6209-610-001-10	6	4	6211-310-042-10	10	1-A
3651-832-009-00	21	14	6209-610-003-00	2	2	6211-311-053-00	10	39
3748-172-007-00	10	34		6	6	6211-312-012-10	10	23
3805-355-002-20	8	2	6209-610-004-00	2	6		27	14
3817-401-001-00	5	6		10	3	6211-312-013-10	10	40
	10	6	6209-610-007-00	6	3		27	15
	12	20	6209-610-009-00	6	5	6211-319-014-00	10	42
	18	8	6209-625-003-20	6	16	6211-341-074-00	9	1
	21	7		27	10	6211-361-049-20	8	1
6008-010-087-00	1	1	6209-625-006-00	10	4	6211-510-009-00	6	12
6115-639-008-00	29	51		27	12	6211-511-007-00	6	13
6209-000-002-00	12	18	6209-630-002-10	26	8	6211-511-008-00	6	14
6209-000-005-00	2	8		27	22	6211-530-009-00	7	1
6209-000-006-00	6	2	6209-730-005-00	13	3	6211-540-009-00	7	3
6209-000-024-00	16	11		21	12	6211-599-004-00	6	15
6209-030-043-00	21	18	6209-730-006-00	16	4		7	2
6209-030-096-00	9	3	6209-740-005-00	6	19		7	4
6209-030-097-00	18	14	6209-740-006-00	10	22	6211-751-001-10	3	7
6209-037-015-00	10	46	6209-749-001-20	6	17	6211-751-002-00	6	32
6209-046-008-00	19	4		10	44	6211-760-040-30	6	30
6209-046-015-00	16	8	6209-800-009-00	10	49	6211-766-033-00	6	31
6209-046-059-00	25	5	6209-800-011-00	10	48	6211-777-022-10	11	1
6209-050-001-00	10	29	6209-920-002-00	10	16	6212-111-096-10	14	1
6209-050-002-00	10	30	6209-940-004-00	12	14	6212-114-096-10	15	1
6209-300-007-00	5	5	6211-110-100-20	2	1	6212-116-096-10	15	3
6209-300-014-00	2	9	6211-110-100-30	2	1-A	6212-121-028-20	14	2
6209-360-011-00	22	3	6211-141-047-00	2	7	6212-124-028-20	15	2
6209-360-079-30	3	11		27	3	6212-126-028-20	15	4
6209-360-084-00	18	3	6211-170-009-10	3	1	6212-211-002-00	14	3
6209-409-001-00	10	14	6211-173-007-20	3	8	6212-230-010-20	14	5
6209-409-003-00	12	17		27	4	6212-235-004-10	14	6
6209-440-005-00	26	5	6211-179-013-10	3	2	6212-271-009-00	14	7
6209-440-007-00	25	6-A	6211-179-017-10	3	3	6212-273-009-00	7	5
6209-490-002-10	3	9	6211-179-018-00	3	4	6212-274-009-00	7	6
6209-500-003-00	10	12	6211-179-019-00	3	5	6212-310-020-10	16	1
	10	21	6211-210-063-60	6	1	6212-330-100-00	16	5
	27	13	6211-210-063-70	6	1-A	6212-333-002-00	16	6
6209-572-002-00	27	5	6211-258-001-00	6	10	6212-371-030-00	16	9
6209-572-003-00	3	10		27	8	6212-379-006-00	16	10
6209-580-002-10	21	28	6211-258-002-00	6	11	6212-379-008-00	16	10-A

Numerical Index

6008-097-290-10

Part Code	Fig. Key	Part Code	Fig. Key	Part Code	Fig. Key
6212-511-009-10	13 1	6213-669-010-00	19 3	6215-359-004-00	28 18
6212-521-008-00	16 3	6213-671-060-00	19 5	6215-411-082-20	22 2
6212-522-004-10	13 2	6213-674-024-00	25 2	6215-411-091-30	20 6
6212-523-021-00	13 6	6213-711-008-00	18 19	6215-411-092-30	20 7
6212-524-012-30	21 11	6213-716-009-10	18 11	6215-411-093-30	20 8
6212-530-016-00	10 47	6213-719-005-10	18 12	6215-411-094-30	20 9
6212-531-008-30	6 9	6213-719-007-00	26 3	6215-412-004-00	22 1
6212-535-007-00	13 4	6213-721-005-00	18 2	6215-419-028-00	20 10
6212-535-009-00	21 15	6213-721-007-00	6 24	6215-419-028-10	20 10-A
6212-551-012-10	12 1	6213-721-015-00	18 2-A	6215-520-007-10	21 17
6212-552-008-00	12 2	6213-729-011-00	18 22	6215-526-004-00	21 19
6212-561-003-00	12 3	6213-729-015-40	18 9	6215-531-019-00	21 25
6212-563-001-00	12 4	6213-743-002-10	18 15	6215-537-003-00	21 34
6212-563-005-00	12 4-A		27 19	6215-541-001-10	21 20
6212-565-001-00	12 5	6213-743-004-20	18 13	6215-541-016-40	23 2
6212-569-002-00	2 4		27 20		24 2
	27 2	6213-770-002-00	18 18	6215-541-024-50	21 26
6212-571-002-30	12 6	6214-110-005-20	4 1	6215-542-004-20	10 17
6212-575-005-30	12 7	6214-115-008-00	4 2	6215-542-005-20	10 19
6212-600-011-20	12 8		27 6	6215-542-006-00	21 22
6212-611-004-10	12 9	6214-141-045-00	5 1	6215-543-010-00	21 21
6212-616-002-00	12 16	6214-145-007-00	5 2	6215-546-003-10	10 13
6212-620-009-00	12 10		27 7	6215-546-003-30	10 13-A
6212-626-002-10	12 11	6215-300-045-10	20 1	6215-548-058-00	23 1
6212-628-010-10	12 12	6215-311-036-00	28 16	6215-548-069-00	24 1
6212-628-011-10	12 13	6215-315-002-00	20 2	6215-549-007-10	21 29
6213-100-004-30	17 1	6215-315-005-00	20 4	6215-549-013-00	6 29
6213-111-002-20	17 2	6215-315-006-00	20 3	6215-549-031-10	21 24
6213-119-001-00	17 6	6215-315-007-00	20 5	6215-549-039-00	21 33
6213-120-002-30	17 3	6215-330-028-00	28 1	6215-600-119-20	21 1
6213-125-002-10	17 4	6215-332-014-00	28 15	6215-619-023-00	29 50
6213-129-003-00	17 5	6215-339-004-00	28 14	6215-619-024-00	29 52
6213-129-004-00	16 7	6215-342-013-00	28 13	6215-621-012-30	21 10
6213-129-006-00	6 18	6215-343-010-00	28 12	6215-622-003-00	29 11
6213-140-016-30	17 8	6215-345-044-00	28 2	6215-629-017-00	29 12
6213-160-005-00	10 24	6215-345-045-00	28 3	6215-629-036-00	29 25
6213-161-003-10	10 25	6215-345-046-00	28 4	6215-629-037-00	29 26
6213-164-001-00	10 26	6215-345-047-00	28 5	6215-629-038-00	29 27
6213-240-005-10	17 11	6215-345-048-00	28 6	6215-629-039-00	29 28
6213-319-013-10	6 25	6215-345-049-00	28 7	6215-629-040-00	29 29
6213-610-009-60	18 1	6215-345-050-00	28 8	6215-629-041-00	29 30
6213-619-014-00	18 4	6215-345-051-00	28 9	6215-629-042-00	29 31
6213-641-007-10	19 2	6215-345-052-00	28 10	6215-629-043-00	29 32
6213-641-007-20	19 2-A	6215-345-053-00	28 11	6215-629-044-00	29 33
6213-660-019-00	19 1	6215-359-003-00	28 17	6215-629-045-00	29 34

Numerical Index

6008-097-290-10

Part Code	Fig. Key	Part Code	Fig. Key	Part Code	Fig. Key
6215-629-046-00	29 35	6281-100-010-50	25 7-B	6281-229-018-00	31 25
6215-629-047-00	29 36	6281-111-006-00	30 1	6281-229-032-00	31 6
6215-629-048-00	29 37	6281-115-009-00	30 22-A	6281-229-033-00	31 11
6215-629-049-00	29 38	6281-115-012-00	30 10	6281-229-040-00	31 14
6215-629-050-00	29 39	6281-115-016-00	30 22	6281-229-041-00	30 23
6215-629-051-00	29 40		30 22-B	6281-271-002-00	31 26
6215-629-052-00	29 41	6281-116-005-00	30 8	6281-410-023-10	26 4
6215-629-053-00	29 42	6281-121-007-00	30 2	6281-910-011-00	26 7
6215-629-054-00	29 43	6281-123-005-00	30 11	6281-971-003-00	26 1
6215-629-055-00	29 44	6281-123-006-00	30 12	6282-450-007-00	26 2
6215-629-056-00	29 45	6281-124-009-10	30 5	6287-810-042-00	27 1
6215-629-057-00	29 13	6281-129-003-00	30 21	6294-453-002-00	6 23
6215-629-058-00	29 46	6281-129-019-00	30 24	6581-129-092-00	30 15
6215-629-059-00	29 47	6281-129-039-00	30 4	6581-129-099-00	30 13
6215-629-060-00	29 17	6281-129-040-00	30 14	6901-910-835-00	5 9
6215-629-061-00	29 18	6281-129-044-00	30 16	6901-910-840-00	8 5
6215-629-062-00	29 19	6281-129-047-00	30 3		18 7
6215-629-063-00	29 20	6281-129-049-00	30 18	6901-931-240-00	25 8
6215-629-064-00	29 21	6281-129-050-00	30 17	6902-050-816-00	10 41
6215-629-065-00	29 22	6281-129-051-00	30 9	6904-110-822-00	6 21
6215-629-066-00	29 23	6281-129-052-10	30 6		10 36
6215-629-067-00	29 24	6281-129-063-00	30 19	6904-110-830-00	10 38
6215-631-026-00	29 1	6281-151-016-10	30 7	6904-110-850-00	6 22
6215-634-003-00	29 14	6281-200-015-00	25 1	6904-411-025-00	5 10
6215-635-004-00	29 7	6281-213-013-00	31 7	6909-110-406-00	10 31
6215-635-005-00	29 49	6281-214-007-00	31 12	6909-110-408-00	10 50
6215-635-006-00	29 8	6281-214-008-00	31 13		10 54
6215-637-005-00	29 48	6281-215-001-00	31 17	6909-111-508-00	30 20
6215-639-003-00	29 53	6281-216-001-00	31 18	6909-950-115-00	14 4
6215-639-008-00	29 15	6281-217-002-00	31 16	J061-220-024-00	18 23
6215-639-009-00	29 16	6281-221-004-00	31 4	J062-076-082-00	22 4
6215-641-002-00	29 2	6281-222-002-00	31 1	P117-303-003-00	10 18
6215-643-005-00	29 3	6281-229-002-00	31 2	V195-164-008-30	3 6
6215-644-009-00	29 5	6281-229-003-00	31 3	V201-360-805-50	5 4
6215-649-008-00	29 4	6281-229-004-00	31 5	V210-560-601-20	13 5
6215-649-011-00	29 10	6281-229-006-00	31 8		21 16
6215-649-013-00	29 9	6281-229-007-00	31 9	V210-560-602-00	18 21
6215-649-014-00	29 6	6281-229-008-00	31 10	V210-560-603-50	8 4
6219-732-018-00	26 6	6281-229-011-00	31 15	V211-560-802-50	5 3
6219-752-022-00	21 3	6281-229-012-00	31 19	V220-540-601-60	26 9
6219-752-023-00	21 2	6281-229-013-00	31 20	V220-540-602-00	17 7
6219-752-024-00	21 4	6281-229-014-00	31 21	V220-540-802-00	21 6
6219-752-025-00	21 5	6281-229-015-00	31 22	V230-360-601-00	10 35
6281-100-010-30	25 7	6281-229-016-00	31 23	V230-360-601-20	6 28
6281-100-010-40	25 7-A	6281-229-017-00	31 24	V230-360-601-60	10 33

Numerical Index

6008-097-290-10

Part Code	Fig. Key	Part Code	Fig. Key	Part Code	Fig. Key
V231-360-801-60	17 10	V723-102-006-30	18 20		
V231-360-802-00	10 7		27 16		
	11 2		27 21		
	21 9				
	25 3				
V231-360-802-50	4 3				
	18 16				
V231-360-803-00	10 11				
V231-360-805-00	10 8				
	18 6				
V231-360-805-50	12 19				
V231-360-806-00	10 9				
V231-360-807-50	18 17				
V231-360-809-00	10 5				
V251-340-803-50	10 37				
V251-340-806-00	6 20				
V252-261-002-50	10 45				
V301-260-006-00	21 30				
V304-260-010-00	10 52				
V304-460-008-00	5 7				
V334-260-010-00	25 6				
V341-120-008-00	10 15				
V401-160-006-00	21 32				
	26 10				
V401-160-008-00	5 8				
	10 51				
	10 55				
	21 8				
V401-160-010-00	10 53				
V411-260-006-00	21 31				
V523-101-001-80	9 2				
	16 2				
V682-200-000-60	2 5				
V704-140-016-00	12 15				
V705-140-012-00	10 27				
V710-140-004-00	21 23				
V720-101-900-80	21 27				
V720-102-401-80	8 3				
	10 28				
V720-103-502-20	17 9				
	27 17				
V720-103-502-50	6 33				
V721-113-105-00	18 5				
	27 18				
V723-102-006-30	10 43				

Numerical Index

6008-097-300-10

Part Code	Fig.	Key	Part Code	Fig.	Key	Part Code	Fig.	Key
1373-121-001-00	25	4	6209-600-004-00	10	20	6211-258-002-00	27	9
1600-211-052-00	21	13	6209-605-003-20	10	2	6211-291-015-20	6	26
1650-650-015-00	10	10	6209-605-004-10	2	3	6211-292-001-20	6	27
1650-780-011-10	18	10		6	8		27	11
1690-654-200-00	10	32	6209-605-007-10	6	7	6211-310-042-00	10	1
3640-586-004-00	22	5	6209-610-001-10	6	4	6211-310-042-10	10	1-A
3651-832-009-00	21	14	6209-610-003-00	2	2	6211-311-053-00	10	39
3748-172-007-00	10	34		6	6	6211-312-012-10	10	23
3805-355-002-20	8	2	6209-610-004-00	2	6		27	14
3817-401-001-00	5	6		10	3	6211-312-013-10	10	40
	10	6	6209-610-007-00	6	3		27	15
	12	20	6209-610-009-00	6	5	6211-319-014-00	10	42
	18	8	6209-625-003-20	6	16	6211-341-074-00	9	1
	21	7		27	10	6211-361-049-20	8	1
6008-010-087-00	1	1	6209-625-006-00	10	4	6211-510-009-00	6	12
6115-639-008-00	29	51		27	12	6211-511-007-00	6	13
6209-000-002-00	12	18	6209-630-002-10	26	8	6211-511-008-00	6	14
6209-000-005-00	2	8		27	22	6211-530-009-00	7	1
6209-000-006-00	6	2	6209-730-005-00	13	3	6211-540-009-00	7	3
6209-000-024-00	16	11		21	12	6211-599-004-00	6	15
6209-030-043-00	21	18	6209-730-006-00	16	4		7	2
6209-030-096-00	9	3	6209-740-005-00	6	19		7	4
6209-030-097-00	18	14	6209-740-006-00	10	22	6211-751-001-10	3	7
6209-037-015-00	10	46	6209-749-001-20	6	17	6211-751-002-00	6	32
6209-046-008-00	19	4		10	44	6211-760-040-30	6	30
6209-046-015-00	16	8	6209-800-009-00	10	49	6211-766-033-00	6	31
6209-046-059-00	25	5	6209-800-011-00	10	48	6211-777-022-10	11	1
6209-050-001-00	10	29	6209-920-002-00	10	16	6212-111-096-10	14	1
6209-050-002-00	10	30	6209-940-004-00	12	14	6212-114-096-10	15	1
6209-300-007-00	5	5	6211-110-100-20	2	1	6212-116-096-10	15	3
6209-300-014-00	2	9	6211-110-100-30	2	1-A	6212-121-028-20	14	2
6209-360-011-00	22	3	6211-141-047-00	2	7	6212-124-028-20	15	2
6209-360-079-30	3	11		27	3	6212-126-028-20	15	4
6209-360-084-00	18	3	6211-170-009-10	3	1	6212-211-002-00	14	3
6209-409-001-00	10	14	6211-173-007-20	3	8	6212-230-010-20	14	5
6209-409-003-00	12	17		27	4	6212-235-004-10	14	6
6209-440-005-00	26	5	6211-179-013-10	3	2	6212-271-009-00	14	7
6209-440-007-00	25	6-A	6211-179-017-10	3	3	6212-273-009-00	7	5
6209-490-002-10	3	9	6211-179-018-00	3	4	6212-274-009-00	7	6
6209-500-003-00	10	12	6211-179-019-00	3	5	6212-310-020-10	16	1
	10	21	6211-210-063-60	6	1	6212-330-100-00	16	5
	27	13	6211-210-063-70	6	1-A	6212-333-002-00	16	6
6209-572-002-00	27	5	6211-258-001-00	6	10	6212-371-030-00	16	9
6209-572-003-00	3	10		27	8	6212-379-006-00	16	10
6209-580-002-10	21	28	6211-258-002-00	6	11	6212-379-008-00	16	10-A

Numerical Index

6008-097-300-10

Part Code	Fig. Key	Part Code	Fig. Key	Part Code	Fig. Key
6212-511-009-10	13 1	6213-669-010-00	19 3	6215-411-082-20	22 2
6212-521-008-00	16 3	6213-671-060-00	19 5	6215-411-091-30	20 6
6212-522-004-10	13 2	6213-674-024-00	25 2	6215-411-092-30	20 7
6212-523-021-00	13 6	6213-711-008-00	18 19	6215-411-093-30	20 8
6212-524-012-30	21 11	6213-716-009-10	18 11	6215-411-094-30	20 9
6212-530-016-00	10 47	6213-719-005-10	18 12	6215-412-004-00	22 1
6212-531-008-30	6 9	6213-719-007-00	26 3	6215-419-028-00	20 10
6212-535-007-00	13 4	6213-721-005-00	18 2	6215-419-028-10	20 10-A
6212-535-009-00	21 15	6213-721-007-00	6 24	6215-520-007-10	21 17
6212-551-012-10	12 1	6213-721-015-00	18 2-A	6215-526-004-00	21 19
6212-552-008-00	12 2	6213-729-015-40	18 9	6215-531-019-00	21 25
6212-561-003-00	12 3	6213-743-002-10	18 15	6215-537-003-00	21 34
6212-563-001-00	12 4		27 19	6215-541-001-10	21 20
6212-563-005-00	12 4-A	6213-743-004-20	18 13	6215-541-016-40	23 2
6212-565-001-00	12 5		27 20		24 2
6212-569-002-00	2 4	6213-770-002-00	18 18	6215-541-024-50	21 26
	27 2	6214-110-005-20	4 1	6215-542-004-20	10 17
6212-571-002-30	12 6	6214-115-008-00	4 2	6215-542-005-20	10 19
6212-575-005-30	12 7		27 6	6215-542-006-00	21 22
6212-600-011-20	12 8	6214-141-045-00	5 1	6215-543-010-00	21 21
6212-611-004-10	12 9	6214-145-007-00	5 2	6215-546-003-10	10 13
6212-616-002-00	12 16		27 7	6215-546-003-30	10 13-A
6212-620-009-00	12 10	6215-300-045-10	20 1	6215-548-058-00	23 1
6212-626-002-10	12 11	6215-311-036-00	28 16	6215-548-069-00	24 1
6212-628-010-10	12 12	6215-315-002-00	20 2	6215-549-007-10	21 29
6212-628-011-10	12 13	6215-315-005-00	20 4	6215-549-013-00	6 29
6213-100-004-30	17 1	6215-315-006-00	20 3	6215-549-031-10	21 24
6213-111-002-20	17 2	6215-315-007-00	20 5	6215-549-039-00	21 33
6213-119-001-00	17 6	6215-330-028-00	28 1	6215-600-119-20	21 1
6213-120-002-30	17 3	6215-332-014-00	28 15	6215-619-023-00	29 50
6213-125-002-10	17 4	6215-339-004-00	28 14	6215-619-024-00	29 52
6213-129-003-00	17 5	6215-342-013-00	28 13	6215-621-012-30	21 10
6213-129-004-00	16 7	6215-343-010-00	28 12	6215-622-003-00	29 11
6213-129-006-00	6 18	6215-345-044-00	28 2	6215-629-017-00	29 12
6213-140-016-30	17 8	6215-345-045-00	28 3	6215-629-036-00	29 25
6213-160-005-00	10 24	6215-345-046-00	28 4	6215-629-037-00	29 26
6213-161-003-10	10 25	6215-345-047-00	28 5	6215-629-038-00	29 27
6213-164-001-00	10 26	6215-345-048-00	28 6	6215-629-039-00	29 28
6213-240-005-10	17 11	6215-345-049-00	28 7	6215-629-040-00	29 29
6213-319-013-10	6 25	6215-345-050-00	28 8	6215-629-041-00	29 30
6213-610-009-60	18 1	6215-345-051-00	28 9	6215-629-042-00	29 31
6213-619-014-00	18 4	6215-345-052-00	28 10	6215-629-043-00	29 32
6213-641-007-10	19 2	6215-345-053-00	28 11	6215-629-044-00	29 33
6213-641-007-20	19 2-A	6215-359-003-00	28 17	6215-629-045-00	29 34
6213-660-019-00	19 1	6215-359-004-00	28 18	6215-629-046-00	29 35

Numerical Index

Part Code	Fig. Key	Part Code	Fig. Key	Part Code	Fig. Key
6215-629-047-00	29 36	6281-111-006-00	30 1	6281-229-032-00	31 6
6215-629-048-00	29 37	6281-115-009-00	30 22-A	6281-229-033-00	31 11
6215-629-049-00	29 38	6281-115-012-00	30 10	6281-229-040-00	31 14
6215-629-050-00	29 39	6281-115-016-00	30 22	6281-229-041-00	30 23
6215-629-051-00	29 40		30 22-B	6281-271-002-00	31 26
6215-629-052-00	29 41	6281-116-005-00	30 8	6281-410-023-10	26 4
6215-629-053-00	29 42	6281-121-007-00	30 2	6281-910-011-00	26 7
6215-629-054-00	29 43	6281-123-005-00	30 11	6281-971-003-00	26 1
6215-629-055-00	29 44	6281-123-006-00	30 12	6282-450-007-00	26 2
6215-629-056-00	29 45	6281-124-009-10	30 5	6287-810-042-00	27 1
6215-629-057-00	29 13	6281-129-003-00	30 21	6294-453-002-00	6 23
6215-629-058-00	29 46	6281-129-019-00	30 24	6581-129-092-00	30 15
6215-629-059-00	29 47	6281-129-039-00	30 4	6581-129-099-00	30 13
6215-629-060-00	29 17	6281-129-040-00	30 14	6901-910-835-00	5 9
6215-629-061-00	29 18	6281-129-044-00	30 16	6901-910-840-00	8 5
6215-629-062-00	29 19	6281-129-047-00	30 3		18 7
6215-629-063-00	29 20	6281-129-049-00	30 18	6901-931-240-00	25 8
6215-629-064-00	29 21	6281-129-050-00	30 17	6902-050-816-00	10 41
6215-629-065-00	29 22	6281-129-051-00	30 9	6904-110-822-00	6 21
6215-629-066-00	29 23	6281-129-052-10	30 6		10 36
6215-629-067-00	29 24	6281-129-063-00	30 19	6904-110-830-00	10 38
6215-631-026-00	29 1	6281-151-016-10	30 7	6904-110-850-00	6 22
6215-634-003-00	29 14	6281-200-015-00	25 1	6904-411-025-00	5 10
6215-635-004-00	29 7	6281-213-013-00	31 7	6909-110-406-00	10 31
6215-635-005-00	29 49	6281-214-007-00	31 12	6909-110-408-00	10 50
6215-635-006-00	29 8	6281-214-008-00	31 13		10 54
6215-637-005-00	29 48	6281-215-001-00	31 17	6909-111-508-00	30 20
6215-639-003-00	29 53	6281-216-001-00	31 18	6909-950-115-00	14 4
6215-639-008-00	29 15	6281-217-002-00	31 16	J062-076-082-00	22 4
6215-639-009-00	29 16	6281-221-004-00	31 4	P117-303-003-00	10 18
6215-641-002-00	29 2	6281-222-002-00	31 1	V195-164-008-30	3 6
6215-643-005-00	29 3	6281-229-002-00	31 2	V201-360-805-50	5 4
6215-644-009-00	29 5	6281-229-003-00	31 3	V210-560-601-20	13 5
6215-649-008-00	29 4	6281-229-004-00	31 5		21 16
6215-649-011-00	29 10	6281-229-006-00	31 8	V210-560-602-00	18 21
6215-649-013-00	29 9	6281-229-007-00	31 9	V210-560-603-50	8 4
6215-649-014-00	29 6	6281-229-008-00	31 10	V211-560-802-50	5 3
6219-732-018-00	26 6	6281-229-011-00	31 15	V220-540-601-60	26 9
6219-752-022-00	21 3	6281-229-012-00	31 19	V220-540-602-00	17 7
6219-752-023-00	21 2	6281-229-013-00	31 20	V220-540-802-00	21 6
6219-752-024-00	21 4	6281-229-014-00	31 21	V230-360-601-00	10 35
6219-752-025-00	21 5	6281-229-015-00	31 22	V230-360-601-20	6 28
6281-100-010-30	25 7	6281-229-016-00	31 23	V230-360-601-60	10 33
6281-100-010-40	25 7-A	6281-229-017-00	31 24	V231-360-801-60	17 10
6281-100-010-50	25 7-B	6281-229-018-00	31 25	V231-360-802-00	10 7

Numerical Index

6008-097-300-10

Part Code	Fig. Key	Part Code	Fig. Key	Part Code	Fig. Key
V231-360-802-00	11 2 21 9 25 3	V723-102-006-30	27 21		
V231-360-802-50	4 3 18 16				
V231-360-803-00	10 11				
V231-360-805-00	10 8 18 6				
V231-360-805-50	12 19				
V231-360-806-00	10 9				
V231-360-807-50	18 17				
V231-360-809-00	10 5				
V251-340-803-50	10 37				
V251-340-806-00	6 20				
V252-261-002-50	10 45				
V301-260-006-00	21 30				
V304-260-010-00	10 52				
V304-460-008-00	5 7				
V334-260-010-00	25 6				
V341-120-008-00	10 15				
V401-160-006-00	21 32 26 10				
V401-160-008-00	5 8 10 51 10 55 21 8				
V401-160-010-00	10 53				
V411-260-006-00	21 31				
V523-101-001-80	9 2 16 2				
V682-200-000-60	2 5				
V704-140-016-00	12 15				
V705-140-012-00	10 27				
V710-140-004-00	21 23				
V720-101-900-80	21 27				
V720-102-401-80	8 3 10 28				
V720-103-502-20	17 9 27 17				
V720-103-502-50	6 33				
V721-113-105-00	18 5 27 18				
V723-102-006-30	10 43 18 20 27 16				

Numerical Index

1747-097-100-10

Part Code	Fig. Key	Part Code	Fig. Key	Part Code	Fig. Key			
1302-225-003-00	26	1376-402-003-00	128	1421-602-005-10	51			
	15		16		20			
	27		145		54	52		
	14		146		36	92		
	28		185		16	2		
1302-726-502-00	29	1401-906-005-00	157	1421-603-004-00	93			
	14		2		2			
	33		82		21	94		
	4		83		21	95		
	196		84		21	2		
1305-931-003-00	82	1402-511-600-00	85	1421-906-001-00	22			
	12		12		4	15		
	83		13		4	1		
	12		49		17	96		
	84		50		17	12		
1342-402-006-00	85	1404-117-008-00	71	1422-687-001-10	2			
	80		71		8	28		
	35		71		6	30		
	81		71		11	3		
	32		78		24	92		
	120		80		2	4		
	36		81		2	93		
	121		8		22	4		
	32		8		24	15		
	122		45		29	15		
62	8	11	16					
1373-121-001-00	140	1415-102-007-00	9	1424-101-203-00	16			
	9		8		11	2		
	1376-402-003-00		1		38	8	24	15
	2		20		8	25	2	
	40		4		29	3	15	
	20		3		11	1	16	
	40		3		11	2	16	
	61		19		10	11	3	
	116		3		65	24	65	
	9		12		24	20	66	
1376-402-003-00	120	1421-301-012-00	35	1425-431-015-10	20			
	37		40		6	22		
	120		41		6	65		
	37		40		6	22		
	121		9		2	66		
	9		1421-400-054-30		71	2	69	
	31		1421-400-054-40		71	2-A	14	
	24		1421-400-054-50		71	2-B	4	
	59		1421-400-055-20		71	7	31	
	61		1421-400-055-30		71	7-A	4	
1376-402-003-00	64	1421-400-055-40	71	1425-433-008-10	36			
	24		71		7-B	69		
	59		71		7	33		
	61		1421-403-001-00		71	14	14	
	64		1421-403-002-00		71	15	35	
	24		1421-403-003-00		71	4	129	
	59		71		14	185	15	
	61		1421-403-002-00		71	15	9	
	64		1421-403-003-00		71	4	27	
	6		1421-507-007-00		71	9	10	
1376-402-003-00	6	1421-507-014-00	75	1426-160-207-00	23			
	6		76		3	9		
	13		106		6	9		
	127		107		6	26		
	128		12		6	23		
	12		106		6	27		
	106		6		6	22		
	107		6		6	22		
	1426-160-209-00		9		30	9		
	1426-258-200-10		26		23	26		
1426-361-211-00	160	8	160					

Numerical Index

1747-097-100-10

Part Code	Fig. Key	Part Code	Fig. Key	Part Code	Fig. Key
1426-361-211-00	160 18	1444-314-004-10	20 11	1488-411-006-10	66 25
1427-120-002-00	70 32		26 21	1488-411-007-10	65 26
	70 37		27 20		66 26
1427-201-016-00	67 10	1444-314-009-10	26 25	1488-411-009-00	65 3
	67 18		27 24		66 3
1427-301-004-20	64 11		28 23	1488-411-011-00	65 5
1427-301-005-00	65 21		29 23		66 5
	66 21		30 8	1488-412-006-00	65 11
1427-317-004-00	61 6		31 8		66 11
1427-432-016-00	64 8	1444-318-004-10	44 9	1488-413-024-00	69 4
1427-601-003-00	35 9	1444-328-272-00	53 4	1488-541-021-00	33 11
1429-406-205-10	57 3		54 4		33 11-A
1431-361-211-00	159 8	1444-328-273-00	53 3	1489-318-211-22	158 3
	159 18		54 3		158 13
1432-242-001-00	51 15	1444-410-002-10	63 8	1502-432-002-00	65 2
	52 15	1444-411-012-00	64 6	1502-433-012-23	69 53
1432-616-002-00	112 5	1444-411-013-00	64 7	1506-317-212-00	158 9
	113 5	1444-514-003-00	86 8		158 19
	114 1		87 8	1506-317-220-42	158 2
1432-616-004-00	8 16	1444-601-015-00	92 24		158 12
	9 14		92 28	1506-318-211-00	158 8
	10 14		93 26		158 18
1432-621-006-10	122 56		93 30	1510-331-311-00	161 3
	122 72		94 25		161 8
	123 56		94 29		162 3
	123 72		95 25		162 8
1432-621-011-00	108 5		95 29	1510-331-312-00	161 4
	109 6		96 6		161 9
	110 5		97 5		162 4
1434-611-002-10	117 27		148 2		162 9
	119 26		149 2	1510-417-310-00	172 1
	140 23	1445-514-002-00	196 3	1510-417-311-00	171 3
1440-105-006-00	74 53	1445-514-004-00	196 8		171 8
1440-211-006-00	45 31	1480-122-220-10	51 10		172 3
1442-313-202-00	53 2		52 10		172 8
	54 2	1488-102-001-00	1 19	1510-417-312-00	171 4
1443-452-007-10	44 10	1488-410-003-00	62 9		171 9
1444-101-016-10	177 23	1488-410-200-00	62 4		172 4
	179 26	1488-411-002-00	65 9		172 9
1444-102-202-00	8 21		66 9	1510-417-320-12	172 2
1444-102-204-00	8 26	1488-411-004-00	65 14		172 7
1444-122-002-00	51 12		66 14	1510-417-330-00	172 6
	52 12	1488-411-005-00	65 15	1513-102-329-00	9 29
	53 11		66 15		10 25
	54 11	1488-411-006-10	65 25	1513-102-332-00	9 32

Numerical Index

1747-097-100-10

Part Code	Fig.	Key	Part Code	Fig.	Key	Part Code	Fig.	Key
1513-102-332-00	10	28	1544-120-008-10	74	13	1560-306-001-00	69	48
1513-402-001-00	68	18	1544-606-014-00	122	60	1560-314-291-00	57	2
1518-306-200-10	68	3		123	60	1560-320-001-00	45	35
	70	11	1550-514-290-00	82	20	1560-402-210-30	55	14
1518-306-203-10	68	4		83	20		56	14
	70	12		84	20	1560-404-002-30	57	11
1518-406-006-00	57	10		85	20	1560-404-210-10	57	7
1518-621-320-00	122	55	1560-102-202-50	9	22	1560-406-001-00	56	11
	122	71		10	18	1560-434-007-60	70	41
	123	55	1560-102-203-50	9	23	1560-434-011-40	70	43
	123	71		10	19	1560-434-012-30	70	44
1518-621-470-00	129	30	1560-102-204-40	9	24	1560-434-017-00	70	47
1518-621-532-00	127	40		10	20	1560-501-202-00	73	2
	128	43	1560-102-205-40	9	26		74	2
1518-621-540-00	127	31		10	22	1560-501-203-00	73	3
	128	34	1560-104-005-50	176	20		74	3
	183	16		178	26	1560-505-004-00	75	18
	183	25		180	20		76	18
1518-903-006-00	174	49		181	26	1560-507-002-40	75	15
	175	49	1560-104-010-40	1	14		76	15
1518-903-007-00	174	50		2	14	1560-507-007-00	78	77
	175	50		3	14		79	77
1518-924-001-00	90	15	1560-116-008-30	12	15	1560-509-004-50	75	20
	91	15		12	19		76	20
1519-604-005-00	125	36		13	15	1560-509-005-30	75	24
1521-621-600-00	127	44		13	19		76	24
	128	47	1560-132-007-30	51	13	1560-509-211-00	174	13
	183	4		52	13		175	13
1521-621-601-00	127	45		53	10	1560-509-340-00	75	11
	128	48		54	10		76	11
	183	5		174	28	1560-511-006-50	75	43
1524-244-005-00	26	17		175	28		76	43
	27	16	1560-206-003-00	70	22	1560-511-012-00	75	51
	28	16	1560-208-023-00	20	10		76	51
	29	16	1560-214-003-00	23	9	1560-511-015-00	75	33
1527-604-002-00	117	25	1560-220-004-10	20	6		76	33
	119	25		24	4	1560-511-015-10	75	33-A
	144	6		25	4		76	33-A
	174	36	1560-273-003-00	26	24	1560-525-001-40	82	2
	175	36		27	23		83	2
1544-103-004-00	4	3	1560-287-002-30	47	12		84	2
1544-104-205-00	6	5		48	12		85	2
	7	5	1560-303-002-10	44	11	1560-525-290-20	82	18
1544-120-008-10	15	18	1560-303-006-40	47	1		83	18
	73	15		48	1		84	18

Numerical Index

1747-097-100-10

Part Code	Fig. Key	Part Code	Fig. Key	Part Code	Fig. Key
1560-525-290-20	85 18	1564-307-200-20	45 30	1568-525-300-20	84 19
1560-527-002-00	196 6	1564-431-200-30	62 6		85 19
1560-527-220-10	196 10	1564-433-001-00	68 23	1568-525-300-40	82 19-A
1560-630-012-00	135 7	1564-433-212-10	68 11		83 19-A
1560-630-029-00	2 26	1564-433-222-10	67 15		84 19-A
	3 26		68 21		85 19-A
	117 30	1564-434-004-10	69 21	1568-668-203-00	120 40
	119 28	1564-434-005-30	69 22		121 35
1560-666-004-00	120 12	1564-434-006-20	69 23	1572-417-001-02	167 1
	120 13	1564-434-007-20	69 43	1574-417-220-13	168 2
	121 7	1564-434-008-30	69 44		168 7
	121 8	1564-434-009-10	69 46	1588-117-001-00	92 15
	122 16	1564-434-011-50	69 50		93 17
	122 63	1564-434-013-10	69 47		94 16
	123 16	1564-434-013-20	69 47-A		95 16
	123 63	1564-434-015-00	69 45	1593-102-003-20	1 18
	124 4	1564-434-202-10	69 17	1593-307-052-10	17 29
	124 20		69 19		18 29
	125 4	1564-434-222-10	69 31	1593-623-530-00	127 11
	125 20		69 34		128 14
	129 44	1564-507-004-10	73 31		183 17
	129 50		74 30		183 26
1560-666-212-00	122 6	1564-527-004-00	196 2	1594-218-001-00	23 5
	123 6	1564-527-220-10	196 1		24 2
	127 2	1564-527-300-40	86 10		24 7
	128 2		87 10	1594-272-006-00	26 12
	128 11	1564-530-011-00	83 28		27 11
1560-695-015-00	129 45		85 28		28 10
	145 53	1564-621-030-00	137 5		29 10
1560-695-021-00	174 30		138 5	1594-314-001-00	53 12
	175 30	1564-630-012-00	1 9		54 12
1560-695-022-00	174 31	1564-654-213-00	124 11	1594-609-200-00	106 4
	175 31		124 17		107 4
1561-221-503-00	204 2		125 11		185 7
	205 2		125 17	1595-320-210-30	159 1
1561-221-504-00	204 3	1566-656-211-00	124 12	1595-320-220-30	159 11
	205 3		124 18	1596-105-001-00	5 2
1561-221-505-00	204 4		125 12	1596-669-107-00	99 20
	205 4		125 18		101 18
1561-221-506-00	204 12	1566-731-107-00	143 11		102 20
	205 12	1568-132-210-30	51 11		103 18
1561-221-508-00	204 14	1568-507-001-10	78 73	1596-760-500-10	188 7
	205 14		79 73	1597-501-001-10	68 5
1561-221-509-00	204 10	1568-525-300-20	82 19	1599-321-201-00	163 3
	205 10		83 19		163 8

Numerical Index

1747-097-100-10

Part Code	Fig.	Key	Part Code	Fig.	Key	Part Code	Fig.	Key
1599-321-202-00	163	4	1614-262-006-00	177	12	1636-630-008-00	95	9
	163	9		178	14	1636-631-007-00	94	31
1599-782-531-10	145	8		179	14		95	31
1599-782-532-10	145	9		180	12	1636-901-022-00	152	3
1599-782-533-10	145	10		181	14		154	3
1599-782-534-10	145	11	1614-306-007-00	49	9	1640-320-211-23	159	3
1599-782-535-10	145	12		50	9		159	13
1599-782-540-10	145	13	1614-308-004-10	47	4		160	3
1600-502-003-00	174	24		48	4		160	13
	175	24	1614-432-001-00	64	5	1640-320-220-22	159	2
1600-505-007-10	12	3	1614-433-002-00	67	6		159	12
	13	3	1614-501-003-10	73	22	1640-437-210-00	168	1
	75	50		74	20	1640-437-211-00	168	3
	76	50	1614-505-004-00	75	52		168	8
1600-606-002-00	174	34		76	52	1640-437-212-00	168	4
	175	34	1614-505-007-00	75	58		168	9
1600-623-002-10	122	25		76	58	1640-437-220-00	168	6
	123	25	1614-626-001-00	108	12	1640-520-004-00	90	11
1600-624-201-00	130	1	1617-102-007-00	2	13		91	11
1608-105-240-20	9	45		3	13	1640-520-005-00	90	9
	10	41	1620-255-208-00	26	28		91	9
1611-437-220-10	165	2		27	27	1640-525-001-00	82	22
	165	7		28	26		83	22
		8	17	29	26		84	22
1614-102-006-00	8	20	1620-255-220-10	26	27		85	22
1614-129-003-00	122	77		27	26	1640-530-003-00	80	36
	123	77		28	25		80	39
	185	12		29	25		81	33
1614-216-003-00	32	6	1620-401-001-30	57	5		81	36
	36	11	1620-514-005-00	82	23		177	14
	37	11		83	23		179	17
1614-225-001-10	33	1		84	23	1640-530-008-00	176	27
1614-244-002-00	28	20		85	23		177	28
	29	20	1627-122-008-00	53	27		178	33
1614-244-005-00	28	21		54	27		179	31
	29	21	1632-273-200-00	24	9		180	27
1614-261-006-00	36	16		25	9		181	33
	37	16	1635-303-005-00	44	4	1640-530-009-00	179	16
1614-262-006-00	26	43		65	30	1640-530-600-10	176	2
	28	41		66	30		177	2
	40	16	1635-320-240-20	158	11		178	2
	41	16	1635-320-250-20	158	1		179	2
	75	57	1636-630-008-00	92	7		180	2
	76	57		93	9		181	2
	176	12		94	9	1640-530-610-10	197	1

Numerical Index

1747-097-100-10

Part Code	Fig. Key	Part Code	Fig. Key	Part Code	Fig. Key
1640-530-610-10	197 1	1646-116-051-10	13 2	1650-203-214-00	205 5
1640-530-613-00	197 2		35 2	1650-203-217-00	204 11
	197 2	1646-407-550-00	81 15		205 11
1640-530-614-00	197 3	1646-407-590-30	80 31	1650-203-218-00	204 7
	197 3		80 41	1650-218-014-00	62 3
1640-530-615-00	197 4		81 29	1650-253-003-00	35 8
	197 4	1646-407-670-20	59 1	1650-259-010-00	32 3
1640-530-622-00	197 8	1646-407-710-00	198 1		34 4
	197 8	1646-407-720-10	198 2	1650-263-031-00	35 6
1640-530-623-00	197 9	1646-437-211-00	166 3	1650-301-002-00	42 2
	197 9		166 8		43 2
1640-530-624-00	197 10	1646-437-212-00	166 4	1650-304-002-00	44 15
	197 10		166 9	1650-304-003-00	44 16
1640-530-625-00	197 12	1646-703-001-00	68 7	1650-304-004-00	44 17
	197 12	1646-901-061-00	148 7	1650-304-005-00	44 19
1640-530-626-00	197 13		149 7	1650-304-007-00	44 12
	197 13	1650-102-004-00	1 3	1650-304-008-00	44 13
1640-530-628-00	197 18	1650-102-006-10	1 6	1650-306-007-00	46 26
	197 18	1650-102-007-10	1 7	1650-306-200-00	46 28
1640-530-629-00	197 19	1650-102-202-10	1 2	1650-308-001-00	47 2
	197 19	1650-104-200-10	6 1		48 2
1640-530-631-00	197 22	1650-104-201-00	6 3	1650-308-001-10	47 2-A
	197 22		7 3		48 2-A
1640-530-632-00	197 23	1650-104-203-10	6 4	1650-308-200-00	47 7
	197 23	1650-104-210-00	6 2		48 7
1640-702-003-00	133 8	1650-111-034-00	8 36	1650-308-200-10	47 7-A
	134 10		8 38		48 7-A
1640-702-004-00	133 12		8 42	1650-310-202-00	49 2
	134 14		9 39		49 6
1641-217-312-00	205 7		9 42		50 2
1641-320-210-30	160 1		9 46		50 6
1641-320-220-30	160 11		10 35	1650-310-203-00	49 3
1641-320-240-22	160 2		10 38		49 7
	160 12		10 42		50 3
1641-437-210-00	165 1	1650-111-220-10	9 21		50 7
1641-437-211-00	165 3		10 17	1650-312-250-10	51 3
	165 8	1650-116-210-10	12 9		52 3
	169 3		13 9	1650-401-002-10	55 7
	169 8	1650-135-002-00	47 10		56 7
1641-437-212-00	165 4		48 10	1650-404-220-10	57 9
	165 9		49 30	1650-432-001-00	64 4
	169 4		50 20	1650-432-002-10	64 10
	169 9		51 19	1650-432-003-20	64 12
1641-437-220-00	165 6		52 19	1650-432-004-10	64 13
1646-116-051-10	12 2	1650-203-214-00	204 5	1650-432-200-00	64 1

Numerical Index

1747-097-100-10

Part Code	Fig.	Key	Part Code	Fig.	Key	Part Code	Fig.	Key
1650-432-200-10	64	1-A	1650-601-001-00	94	10	1650-660-230-00	33	10
1650-433-202-00	67	5		95	10	1650-705-006-00	112	13
1650-434-003-00	70	2	1650-601-007-00	92	10		113	13
	70	9		93	12		135	8
1650-434-004-20	70	18		94	11		141	27
1650-434-005-20	70	21		95	11		144	3
1650-434-009-10	70	38	1650-602-223-00	122	17		144	10
1650-434-011-20	70	39		123	17	1650-720-001-00	137	3
1650-434-012-20	70	42	1650-625-001-00	108	10		138	3
1650-434-013-10	70	48		109	14	1650-720-014-00	137	30
1650-434-015-00	69	28		110	14		138	29
	70	29	1650-625-002-00	108	6	1650-720-015-10	137	4
	70	34	1650-625-005-00	109	16		138	4
1650-501-007-00	73	30		110	16	1650-733-005-00	141	24
	74	29	1650-630-011-00	112	6	1650-733-005-10	141	24-A
1650-508-002-00	78	46		113	6	1650-760-910-00	187	7
	79	46		114	2	1650-780-003-10	145	15
1650-509-003-10	78	85	1650-630-017-00	112	7	1650-780-011-10	145	51
	79	85		113	7		146	21
1650-509-012-00	80	46		114	3		146	34
	80	53	1650-650-015-00	120	21		147	34
	81	42		121	17	1650-780-231-10	145	14
	81	49	1650-650-017-00	120	22	1652-654-212-00	122	7
1650-509-017-00	176	21		121	18		123	7
	178	27	1650-650-222-00	122	21	1654-306-001-10	46	24
	180	21		123	21	1654-431-200-00	63	4
	181	27	1650-650-243-00	122	22	1654-431-200-20	63	4-A
1650-509-290-00	80	12		123	22	1656-102-007-00	2	19
1650-509-300-00	80	49	1650-652-014-00	185	14		3	19
	81	12	1650-654-036-00	130	3	1656-104-200-10	7	1
	81	45	1650-654-252-00	124	8	1656-104-202-10	7	4
1650-509-310-00	174	5		125	8	1656-104-210-00	7	2
	175	5	1650-654-253-00	124	9	1656-116-210-20	13	16
	176	14		125	9	1656-209-006-00	17	31
	178	18	1650-654-262-00	124	14		18	31
	180	14		125	14	1656-241-002-00	30	11
	181	18	1650-654-263-00	124	15		31	12
1650-511-250-00	174	3		125	15	1656-401-202-20	55	10
	175	3	1650-658-005-00	127	35	1656-401-220-00	55	1
	178	16		128	38		56	1
	181	16	1650-658-214-00	142	17	1656-401-222-00	55	2
1650-514-004-00	82	4	1650-658-313-00	203	4		56	2
	83	4	1650-658-320-10	127	23	1656-407-001-10	59	12
1650-601-001-00	92	9		128	26	1656-407-220-00	58	8
	93	11	1650-660-004-00	33	12		59	13

Numerical Index

1747-097-100-10

Part Code	Fig. Key	Part Code	Fig. Key	Part Code	Fig. Key
1656-432-001-40	65 7	1673-431-001-10	63 3	1674-630-053-00	111 8
	66 7	1673-525-002-30	60 10		115 8
1656-432-002-10	65 23		61 12		117 19
	66 23		82 24		119 19
1656-432-003-00	65 27		83 24	1674-652-200-20	120 25
	66 27		84 24		121 21
1656-432-004-00	65 13		85 24	1674-652-202-10	120 26
	66 13		90 10		121 22
1656-432-005-00	65 29		90 18	1674-654-004-00	124 26
	66 29		91 10		125 26
1656-432-006-00	65 32		91 18	1674-654-200-10	124 29
	66 32		133 14		125 29
1656-432-007-10	65 19		134 16	1674-654-211-00	124 30
	66 19	1673-565-003-00	75 45		125 30
1656-434-001-10	69 3		76 45	1674-654-212-00	124 31
1656-434-002-10	69 12	1673-666-521-00	183 13		125 31
1656-509-290-00	81 26		183 22	1674-654-270-00	124 21
1656-509-300-00	80 24	1673-666-530-10	183 14		125 21
	81 24		183 23	1674-654-271-00	124 22
1656-509-310-10	78 83	1673-666-621-00	127 57		125 22
	79 83		128 60	1674-654-272-00	124 23
1656-509-460-00	78 81	1673-705-008-10	127 21		125 23
	79 81		128 24	1674-654-400-00	124 25
1656-652-003-00	125 32	1673-743-003-00	143 5		125 25
1656-658-402-00	199 5	1674-410-301-00	60 11	1674-780-007-00	145 50
1656-780-012-10	145 49		61 13		146 33
	146 32	1674-410-320-00	60 9	1674-904-001-00	152 1
1658-437-200-10	171 1		61 11	1674-904-002-10	152 6
1658-437-210-13	171 2	1674-501-001-00	70 13		154 6
	171 7	1674-520-002-00	90 12	1674-904-004-00	152 8
1658-437-220-10	171 6		91 12		154 8
1672-105-211-00	8 28	1674-520-003-00	90 13	1674-904-005-00	152 13
1672-207-003-00	174 26		91 13		154 13
	175 26	1674-520-004-00	60 12	1674-904-008-00	152 4
1672-407-240-00	58 2		61 14		154 4
1672-601-002-00	92 22		90 19	1675-102-003-00	99 21
	93 24		91 19		101 19
	94 23	1674-520-210-00	90 17		102 21
	95 23		91 17		103 19
1672-616-004-00	122 29	1674-619-300-10	112 17	1675-112-002-00	120 3
	122 33		113 17		121 3
	122 36		114 13	1675-116-001-00	12 20
	123 29	1674-619-310-00	112 18		13 20
	123 33		113 18	1675-407-003-00	58 17
	123 36		114 14	1675-508-003-00	78 35

Numerical Index

1747-097-100-10

Part Code	Fig. Key	Part Code	Fig. Key	Part Code	Fig. Key
1675-508-003-00	79 35	1690-608-003-00	106 5	1696-434-003-00	133 5
1675-508-004-00	80 65		107 5		134 5
	81 61	1690-625-051-00	109 11	1696-434-220-30	69 16
1675-695-005-00	129 39	1690-652-200-00	185 10	1696-434-220-40	69 16-A
1682-690-380-00	130 2	1690-652-210-00	122 28	1696-434-230-30	69 18
1682-902-014-00	151 7		123 28	1696-434-230-40	69 18-A
1682-902-014-10	151 7-A		185 17	1696-515-001-00	196 13
1685-604-003-00	98 19	1690-654-350-00	129 15	1696-625-051-00	110 11
	100 19	1690-658-370-00	122 27	1696-658-340-20	127 41
1688-265-001-00	26 44		122 31		128 44
	27 42		122 32		183 2
	28 42		122 35	1696-658-342-00	199 1
	29 41		123 27	1696-658-344-00	199 2
	40 15		123 31	1696-658-345-00	199 3
	41 15		123 32	1696-658-347-00	199 6
1689-502-250-00	74 50		123 35	1696-658-348-00	199 4
1690-102-210-00	1 31		127 10	1696-658-349-00	199 7
	2 33		128 13	1696-705-006-00	135 29
	3 33		183 7	1696-901-006-00	148 8
1690-102-212-00	1 32	1690-705-008-00	188 10		149 8
	2 34	1690-730-004-00	140 7	1698-102-003-00	2 18
	3 34	1690-730-250-00	143 16		3 18
1690-102-213-00	1 33	1690-733-006-00	140 17	1700-102-230-10	2 5
	2 35		143 15		3 5
	3 35	1690-733-007-00	141 21	1701-508-003-00	79 24
1690-102-214-00	1 34	1690-760-006-10	137 7	1701-508-320-00	80 69
	2 36		138 6		81 65
	3 36	1690-760-510-00	188 2	1703-105-210-00	8 39
1690-102-215-00	1 35	1691-433-002-20	67 22		9 43
	2 37	1691-433-003-20	67 23		10 39
	3 37	1691-658-001-00	137 6	1704-666-058-10	127 34
1690-102-216-00	1 36	1691-658-003-00	127 36		127 39
	2 38		128 39		128 37
	3 38	1691-658-200-00	127 33		128 42
1690-102-217-00	1 37		128 36	1704-740-013-20	143 17
	2 39		183 15	1705-408-230-00	80 28
	3 39		183 24	1705-902-006-00	152 2
1690-241-003-00	45 8	1692-209-203-00	204 15		154 2
	46 10		205 15	1705-902-007-00	152 10
1690-401-210-00	55 15	1696-203-004-00	25 7		154 10
	56 15	1696-401-003-00	55 12	1705-902-008-00	152 7
1690-514-001-00	82 3		56 12		154 7
	83 3	1696-434-001-10	69 1	1705-904-001-00	152 12
	86 1	1696-434-002-20	69 2		154 12
	87 1	1696-434-003-00	69 8	1705-904-002-10	152 11

Numerical Index

1747-097-100-10

Part Code	Fig. Key	Part Code	Fig. Key	Part Code	Fig. Key
1705-904-002-10	154 11	1716-601-017-00	100 2	1719-740-005-00	142 9
1710-241-052-00	30 2		100 8	1719-740-200-00	142 7
	31 2		101 2	1719-740-210-00	142 8
1711-433-200-20	68 10		101 7	1719-742-210-00	143 12
1711-433-210-10	68 20		102 2	1719-742-230-10	143 19
1711-438-200-10	170 1		102 8	1719-742-231-00	143 20
1711-438-201-00	170 3		103 2	1719-742-232-00	143 21
	170 8		103 7	1719-742-233-00	143 22
1711-438-202-00	170 4	1716-601-018-00	92 20	1719-742-234-00	143 23
	170 9		93 22	1719-742-235-10	143 24
1711-438-210-10	170 6		94 21	1719-742-236-00	143 25
1711-438-220-00	170 2		95 21	1719-742-237-00	143 26
	170 7	1716-601-019-00	92 21	1719-780-210-00	144 11
1711-666-052-10	127 46		93 23	1719-780-220-00	145 17
	128 49		94 22	1723-407-001-20	58 19
1711-666-053-10	183 6		95 22	1723-407-200-30	58 3
1716-105-001-00	8 35	1716-601-021-00	92 17	1723-407-200-40	58 3-A
	8 37		93 19	1723-407-200-50	58 3-B
	8 41		94 18	1723-407-210-10	200 1
	9 41		95 18	1723-407-210-20	200 1-A
	10 37	1716-680-222-00	129 24	1723-407-210-30	200 1-B
1716-112-001-00	120 2	1716-680-330-00	129 23	1723-407-250-00	200 6
1716-112-001-10	120 2-A	1716-782-004-00	147 16	1723-407-260-20	200 11
1716-127-011-00	20 9	1716-782-005-00	146 2	1723-407-260-30	200 11-A
1716-501-006-10	15 19		147 2	1723-407-260-40	200 11-B
	73 16	1717-506-003-00	80 79	1723-407-262-00	200 2
	74 14		81 75		200 12
1716-601-002-00	92 12	1719-209-202-00	204 9	1723-407-263-00	200 5
	93 14		205 9		200 15
	94 13	1719-266-341-00	11 8-A	1723-407-300-20	58 1
	95 13		11 14-A	1723-508-002-00	78 26
1716-601-009-00	92 38	1719-312-001-00	51 5	1723-511-200-00	75 41
	93 40		52 5		76 41
	94 39	1719-508-793-00	78 8	1723-530-010-20	174 48
	95 39		79 8		175 48
	98 16	1719-509-002-00	80 45	1723-902-007-00	174 51
	99 17		81 41		175 51
	100 16	1719-509-005-00	81 38	1723-902-008-00	174 52
	101 15	1719-631-052-00	117 14		175 52
	102 17		119 14	1724-509-380-00	80 77
	103 15	1719-720-051-00	127 53		81 73
1716-601-017-00	98 2		128 56	1725-112-212-00	120 17
	98 8	1719-730-001-10	140 15		121 13
	99 2		143 14	1725-112-213-00	120 18
	99 8	1719-730-003-00	135 10		121 14

Numerical Index

1747-097-100-10

Part Code	Fig. Key	Part Code	Fig. Key	Part Code	Fig. Key
1725-201-002-00	60 3-A	1729-111-284-00	9 6	1729-266-035-00	76 37
1725-218-006-00	62 2-A		10 6	1729-301-001-00	42 3
1725-301-002-00	25 2	1729-111-290-10	9 17		43 3
1725-681-200-00	122 65	1729-111-300-00	8 32	1729-301-002-00	42 4
	123 65		8 43		43 4
1727-432-001-00	65 6		9 47	1729-306-002-20	46 2
	66 6		10 43	1729-306-003-10	46 11
1727-515-210-00	79 23	1729-116-001-00	12 8	1729-306-004-10	46 25
1728-630-005-20	112 9		13 8	1729-306-005-20	46 16
	113 9	1729-202-001-00	196 15	1729-306-005-30	46 16-A
1728-903-002-00	155 1	1729-202-002-00	17 27	1729-306-005-40	46 16-B
1728-903-003-00	155 2		18 27	1729-308-200-10	47 11
1729-102-002-00	1 11		23 10		48 11
1729-102-009-10	1 4	1729-202-003-00	17 30	1729-310-001-00	49 27
1729-102-011-00	1 39		18 30	1729-310-002-00	49 28
	2 41	1729-202-005-00	22 6	1729-310-201-10	49 1
	3 41		23 6		50 1
1729-102-012-00	1 40	1729-202-007-00	24 8	1729-310-211-10	49 5
1729-102-013-10	1 41		25 8		50 5
	2 43		26 20	1729-310-220-20	49 12
	3 43		27 19		50 12
1729-102-014-10	1 8		70 40	1729-310-260-00	49 24
1729-102-015-00	1 10	1729-202-008-00	70 19	1729-310-270-00	49 25
1729-102-051-00	2 25		70 45	1729-401-003-00	55 11
	3 25	1729-202-011-00	22 9	1729-410-002-00	60 15
1729-104-210-10	6 7	1729-202-012-00	58 12	1729-432-001-00	64 2
1729-111-005-00	8 8		59 17	1729-432-002-00	64 3
	9 8	1729-203-302-00	204 6	1729-434-001-30	70 1
	10 8		205 6	1729-434-002-30	70 8
1729-111-006-10	8 7	1729-203-303-00	204 8	1729-434-005-10	70 23
	9 7		205 8	1729-434-005-20	70 23-A
	10 7	1729-209-202-00	204 1	1729-501-001-00	73 26
1729-111-007-00	8 2		205 1	1729-501-002-00	73 27
	9 2	1729-209-203-00	204 13		74 26
	10 2		205 13	1729-501-004-00	73 36
1729-111-008-00	9 15	1729-214-049-00	17 28		74 35
	10 15		18 28	1729-501-005-00	73 33
1729-111-270-00	8 10		20 14		74 32
1729-111-280-20	8 4	1729-216-006-00	21 4	1729-501-008-10	73 4
	9 4	1729-218-012-10	22 3		74 4
	10 4		23 3	1729-508-006-00	78 20
1729-111-283-00	8 5	1729-218-013-00	22 4		79 20
	9 5		23 4	1729-508-011-00	78 15
	10 5	1729-263-200-10	35 5	1729-508-013-00	80 80
1729-111-284-00	8 6	1729-266-035-00	75 37		81 76

Numerical Index

1747-097-100-10

Part Code	Fig. Key	Part Code	Fig. Key	Part Code	Fig. Key
1729-508-290-20	78 33	1729-602-210-10	97 16	1729-630-001-30	113 10
	78 55	1729-602-220-40	96 19	1729-630-006-20	112 14
	79 33	1729-604-001-20	98 5		113 14
	79 55		100 5		114 10
1729-601-001-20	92 23	1729-604-002-20	98 11	1729-630-051-30	114 4
	93 25		100 11	1729-630-052-30	114 16
	94 24	1729-604-003-00	98 3	1729-630-053-30	114 17
	95 24		98 9	1729-630-056-10	114 8
1729-601-002-20	92 26		99 3	1729-630-057-00	114 9
	93 28		99 9	1729-630-270-10	112 16
1729-601-003-20	92 27		100 3		113 16
	93 29		100 9		114 12
1729-601-004-20	92 6		101 3	1729-631-006-00	117 3
	93 6		101 8		119 3
1729-601-051-00	93 7		102 3	1729-631-053-00	117 9
1729-601-052-10	93 8		102 9		119 9
1729-601-200-70	92 1		103 3	1729-631-054-10	117 26
	93 1		103 8	1729-631-056-10	117 6
1729-601-220-20	92 16	1729-604-005-00	98 21	1729-631-057-00	117 7
	93 18		100 23	1729-631-058-10	117 8
	94 17	1729-604-006-00	98 22	1729-650-002-00	120 28
	95 17		100 24		121 24
1729-601-240-10	92 39	1729-604-051-00	100 21	1729-650-260-00	120 38
	93 41	1729-604-052-00	100 22		121 33
	94 40	1729-604-240-00	98 12	1729-652-212-00	122 4
	95 40		100 12		123 4
1729-601-260-30	92 45	1729-604-250-00	98 13	1729-652-272-00	122 2
	93 47		100 13		123 2
1729-601-280-10	92 43	1729-604-260-10	98 14	1729-652-273-00	122 3
	93 45		99 15		123 3
	94 44		100 14	1729-652-290-00	122 75
	95 44		101 13		123 75
1729-601-300-10	92 30		102 15	1729-656-005-00	129 41
	93 32		103 13	1729-656-210-00	122 44
1729-602-002-00	96 4	1729-604-270-10	99 16		123 45
	97 3		101 14	1729-658-003-30	127 50
1729-602-003-10	96 5		102 16		128 53
	97 4		103 14	1729-658-004-00	127 42
1729-602-004-10	96 21	1729-606-001-10	104 3		128 45
	97 20		105 3	1729-658-202-00	127 3
1729-602-005-10	96 10	1729-606-002-20	104 8		128 3
	97 9		105 8	1729-658-210-00	127 15
1729-602-006-00	96 2	1729-609-240-00	129 38		128 18
1729-602-007-00	96 3	1729-609-250-00	129 42	1729-658-212-00	127 16
1729-602-210-10	96 17	1729-630-001-30	112 10		128 19

Numerical Index

1747-097-100-10

Part Code	Fig.	Key	Part Code	Fig.	Key	Part Code	Fig.	Key
1729-658-230-00	127	61	1729-705-011-00	206	11	1729-720-008-10	137	15
	128	64		135	3		138	14
1729-658-234-00	127	62	1729-705-013-00	135	22	1729-720-009-20	137	16
	128	65		202	12		138	15
1729-658-270-10	127	29	1729-705-014-00	206	12	1729-721-004-30	139	4
	128	32		135	23		1729-730-004-10	140
1729-658-300-30	127	19	1729-705-015-10	202	16	1729-730-005-10	143	4
	128	22		206	15		143	13
1729-658-311-00	127	24	1729-705-016-00	135	13	1729-730-007-00	140	18
	128	27		135	18		143	28
1729-658-312-00	127	25	1729-705-018-00	135	4	1729-730-009-00	140	19
	128	28		135	5		140	6
1729-658-313-00	127	26	1729-705-019-10	188	12	1729-730-011-10	140	11
	128	29		135	5-A		1729-730-012-00	140
1729-658-314-00	127	27	1729-705-019-20	188	12-A	1729-730-200-20	140	1
	128	30		135	1		1729-730-250-00	140
1729-658-320-00	127	56	1729-705-200-30	135	14	1729-733-001-10	141	7
	128	59		135	16		1729-733-004-20	141
1729-658-340-00	183	3	1729-705-230-40	135	16-A	1729-733-005-00	141	14
1729-660-230-00	129	10	1729-705-230-50	135	16-A	1729-733-007-00	141	17
1729-662-330-00	129	3	1729-705-241-00	117	4	1729-733-008-10	141	20
1729-702-003-00	11	18	1729-705-242-00	119	4	1729-733-011-00	141	25
1729-705-002-20	135	19	1729-720-001-10	135	12	1729-733-012-00	141	26
1729-705-003-00	135	9	1729-720-002-10	111	1	1729-733-014-00	141	16
1729-705-004-00	135	20	1729-720-003-10	115	1	1729-733-200-20	141	1
	202	10		137	2		1729-733-201-00	141
1729-705-005-00	206	10	1729-720-004-10	138	2	1729-733-203-00	141	3
	135	2		137	17		1729-733-204-00	141
1729-705-008-00	107	16	1729-720-005-10	138	16	1729-733-205-00	141	5
	107	25		146	38		1729-733-206-00	141
1729-705-009-00	135	17	1729-720-006-10	111	2	1729-733-210-30	141	12
	135	25		115	2		1729-733-220-30	141
1729-705-011-00	146	13	1729-720-007-20	111	3	1729-733-230-10	141	18
	147	18		115	3		1729-733-240-10	141
1729-705-011-00	188	4	1729-720-008-10	137	12	1729-733-250-10	141	29
	112	12		138	11		1729-741-004-00	143
1729-705-011-00	113	12	1729-720-009-10	111	4	1729-741-005-00	142	15
	114	7		115	4		1729-741-007-00	143
1729-705-011-00	116	14	1729-720-010-10	137	13	1729-741-014-00	142	16
	118	12		138	12		1729-741-015-00	142
1729-705-011-00	135	15	1729-720-011-10	111	5	1729-741-016-00	142	20
	135	27		115	5		1729-741-017-00	143
1729-705-011-00	188	5	1729-720-012-10	137	14	1729-760-005-10	144	4
	135	21		138	13		1729-760-210-00	188
1729-705-011-00	202	11	1729-720-013-10	111	6	1729-760-220-10	188	3
	202	11		115	6			

Numerical Index

1747-097-100-10

Part Code	Fig. Key	Part Code	Fig. Key	Part Code	Fig. Key
1729-760-230-10	188 6	1729-782-032-00	206 13	1731-658-233-10	203 6
1729-760-230-20	188 6-A	1729-782-260-10	146 6	1731-658-234-00	203 7
1729-760-240-00	188 8		147 8	1731-658-235-10	203 8
1729-760-250-00	188 9	1729-782-270-00	146 7	1731-658-236-00	203 9
1729-760-900-00	187 1		147 9	1731-658-240-00	183 12
1729-760-930-00	187 6	1729-782-280-00	146 9		183 21
1729-760-940-00	189 1		147 11	1731-721-001-10	139 1
1729-760-950-00	189 2	1729-782-510-20	146 1	1731-721-002-20	139 2
1729-760-960-00	189 3		147 1	1731-721-003-20	139 3
1729-760-970-00	189 4	1729-782-511-00	201 1	1731-730-001-10	140 3
1729-780-001-00	145 47	1729-782-512-00	201 2	1731-730-002-10	140 4
1729-780-004-10	145 30	1729-782-513-00	201 9	1731-730-003-00	140 5
1729-780-014-00	145 56	1729-782-514-00	201 13	1731-740-001-10	142 1
	146 39	1729-782-515-00	201 14	1731-740-002-10	142 2
1729-780-220-00	145 22	1729-782-516-00	201 15	1731-740-003-20	142 3
1729-780-230-10	145 23	1729-782-517-00	201 16	1731-740-004-00	142 13
1729-780-250-10	145 29	1729-782-518-10	201 17	1731-740-005-20	142 5
1729-780-510-10	145 31	1729-782-519-00	201 18	1731-740-006-20	142 6
1729-780-512-00	145 32	1729-782-521-00	201 19	1731-740-007-20	142 4
	145 36	1729-782-522-00	201 20	1731-742-001-20	183 10
1729-780-530-00	145 39	1729-782-523-00	201 21	1731-742-002-20	143 2
1729-780-550-00	145 20	1729-782-524-00	201 22	1731-742-003-10	143 32
1729-780-560-00	145 41	1729-782-525-00	201 23	1731-742-003-20	143 32-A
1729-780-900-00	189 5	1729-782-526-00	201 24	1731-742-005-10	143 3
1729-782-001-00	146 17	1729-782-610-20	147 5	1731-782-001-20	146 19
	147 22	1729-782-610-30	147 5-A	1731-782-002-10	146 20
1729-782-002-10	146 18	1729-782-611-00	202 1	1731-782-003-00	147 15
	147 23	1729-782-613-00	202 4		147 15-A
1729-782-005-20	146 15		206 4	1731-782-004-00	147 13
	147 20	1729-782-614-00	202 5	1731-782-006-00	146 28
1729-782-006-20	146 16		206 5		147 41
	147 21	1729-782-615-00	202 6	1731-782-007-10	146 29
1729-782-007-00	146 12		206 6		147 42
	147 17	1729-782-616-10	202 3	1731-782-008-10	146 30
1729-782-016-00	147 14		202 14		147 43
1729-782-018-10	146 24	1729-782-616-20	202 3-A	1731-782-009-10	146 31
	147 37	1729-782-617-00	202 14-A		147 44
1729-782-021-10	147 30	1729-782-618-00	202 15	1732-401-201-00	55 9
1729-782-024-10	146 4	1731-265-004-00	47 14	1733-431-001-20	63 1
	147 6		48 14	1733-431-001-30	63 1-A
1729-782-026-00	146 5	1731-658-210-00	127 22	1734-102-001-00	2 10
	147 7		128 25		3 10
1729-782-029-00	147 3	1731-658-230-30	183 11	1734-102-002-00	2 11
1729-782-031-00	147 4		183 20		3 11
1729-782-032-00	202 13	1731-658-232-00	203 5	1734-102-011-10	2 9

Numerical Index

1747-097-100-10

Part Code	Fig. Key	Part Code	Fig. Key	Part Code	Fig. Key
1734-102-011-10	3 9	1734-501-230-10	74 47	1734-604-006-00	103 21
1734-102-200-00	2 1	1734-508-005-00	80 43	1734-604-051-00	99 6
	3 1		81 39		102 6
1734-102-210-20	2 6	1734-508-230-10	81 9	1734-604-052-00	99 12
	3 6	1734-508-320-10	80 40		102 12
1734-103-001-00	5 6		81 37	1734-604-053-10	99 23
1734-104-001-00	7 9	1734-514-004-00	83 25	1734-604-240-00	99 13
1734-104-210-00	7 7		85 25		101 11
1734-111-001-00	9 1	1734-514-220-20	84 4		102 13
	10 1		85 4		103 11
1734-111-003-10	9 19	1734-601-001-10	94 27	1734-604-250-00	99 14
1734-111-210-30	9 13		95 27		101 12
	10 13	1734-601-002-10	94 28		102 14
1734-111-270-00	9 10		95 28		103 12
	10 10	1734-601-006-10	94 6	1734-631-054-10	119 6
1734-306-002-70	45 2		95 6	1734-631-055-00	119 7
1734-306-002-80	45 2-A	1734-601-052-20	94 8	1734-631-056-10	119 8
1734-306-002-90	45 2-B		95 7	1734-720-400-00	136 1
1734-306-003-10	45 9	1734-601-200-70	94 1	1734-720-410-00	136 2
1734-306-004-20	45 14		95 1	1734-780-004-00	145 19
1734-306-004-30	45 14-A	1734-601-250-30	94 42	1734-780-200-40	145 1
1734-306-006-10	45 25		95 42	1734-780-520-10	145 35
1734-306-007-00	45 27	1734-601-300-00	94 32	1734-780-900-10	189 6
1734-306-008-00	45 21		95 32	1734-782-001-30	147 32
1734-306-009-00	45 32	1734-601-310-20	94 36	1734-782-002-10	147 33
1734-306-010-00	45 15		95 36	1734-782-220-10	147 27
1734-310-200-20	50 26	1734-601-320-20	94 37	1734-782-230-00	147 25
1734-310-210-20	50 27		95 37	1736-306-001-10	45 26
1734-310-270-10	50 21	1734-602-003-00	97 2	1736-780-900-10	189 7
1734-312-001-00	51 6	1734-602-210-10	97 18	1738-508-210-00	80 62
	52 6	1734-604-003-10	99 19		81 58
1734-312-200-20	52 11		101 17	1740-313-300-10	53 1
1734-401-201-00	56 9		102 19		54 1
1734-401-202-10	56 10		103 17	1740-313-301-00	53 5
1734-407-200-20	59 20	1734-604-004-10	99 5		54 5
1734-407-210-20	59 22		101 5	1740-680-520-00	129 17
1734-410-001-00	61 17		102 5	1740-680-530-20	120 32
1734-431-001-10	62 1		103 5		121 28
1734-431-001-20	62 1-A	1734-604-005-10	99 11	1740-680-550-00	122 45
1734-436-211-00	72 4		101 10		123 46
	72 11		102 11	1740-680-551-00	122 46
1734-436-230-00	72 3		103 10		123 47
	72 10	1734-604-006-00	99 24	1740-903-075-00	151 6
1734-501-222-00	74 25		101 21	1741-112-053-10	120 7
1734-501-222-10	74 25-A		102 24	1742-102-001-00	2 42

Numerical Index

1747-097-100-10

Part Code	Fig. Key	Part Code	Fig. Key	Part Code	Fig. Key
1742-102-001-00	3 42	1742-229-210-00	28 35	1742-310-001-00	50 14
1742-111-001-00	8 1		29 35	1742-310-200-00	49 16
1742-111-210-30	8 15	1742-229-210-10	26 37-A		50 16
1742-111-240-10	8 45		27 36-A	1742-310-200-10	49 16-A
1742-116-210-10	12 1		28 35-A		50 16-A
	13 1		29 35-A	1742-401-001-10	55 6
1742-116-220-30	12 12	1742-229-220-00	26 41		56 6
1742-116-230-10	12 16		27 40	1742-404-310-30	57 1
1742-209-003-00	17 24		28 39	1742-407-001-00	58 7
	18 24		29 39	1742-407-200-10	58 16
1742-209-210-00	17 23	1742-229-220-10	26 41-A	1742-410-001-10	164 1
1742-218-001-10	22 1		27 40-A	1742-410-220-10	60 5
1742-218-002-20	22 2		28 39-A		61 7
1742-218-004-10	22 8		29 39-A	1742-431-200-00	63 5
1742-218-004-20	22 8-A	1742-229-230-10	26 39	1742-433-001-20	67 1
1742-219-001-00	24 1		27 38	1742-433-001-30	67 1-A
	25 1		28 37	1742-433-200-10	67 4
1742-229-002-10	26 2		29 37	1742-433-210-10	67 14
	27 1	1742-256-001-00	32 1	1742-434-002-30	70 28
	28 1	1742-256-002-20	32 2	1742-434-003-30	70 33
	29 1	1742-256-300-00	32 5	1742-436-001-10	71 1
1742-229-003-00	26 9	1742-259-001-00	34 1	1742-501-200-00	73 1
	27 8	1742-259-002-10	34 2		74 1
	28 7	1742-259-200-10	34 6	1742-501-210-10	73 18
	29 7	1742-259-210-00	34 8		74 16
1742-229-004-00	26 11	1742-263-310-10	35 1	1742-504-001-00	75 1
	27 10	1742-263-310-20	35 1-A		76 1
	28 9	1742-266-001-10	36 1	1742-504-003-00	75 12
	29 9	1742-266-003-00	36 8		76 12
1742-229-005-10	26 14	1742-266-220-20	36 13	1742-504-004-00	75 44
	27 13		37 13	1742-504-005-30	75 55
	28 13	1742-266-300-00	36 10		76 55
	29 13		37 10	1742-504-007-00	75 23
1742-229-006-00	28 22	1742-266-300-10	36 10-A		76 23
	29 22		37 10-A	1742-504-008-00	75 36
1742-229-007-20	28 17	1742-269-001-00	40 1		76 36
	29 17	1742-269-002-00	40 4	1742-504-200-00	75 5
1742-229-009-00	28 32		41 4		76 5
	29 32	1742-269-002-10	40 4-A	1742-504-210-00	75 8
1742-229-200-00	26 31		41 4-A		76 8
	27 30	1742-301-001-00	42 5	1742-504-230-00	75 30
	28 29		43 5		76 30
	29 29	1742-301-200-10	42 1	1742-504-250-00	75 40
1742-229-210-00	26 37	1742-306-003-20	46 1		76 40
	27 36	1742-310-001-00	49 14	1742-504-260-00	75 49

Numerical Index

1747-097-100-10

Part Code	Fig.	Key	Part Code	Fig.	Key	Part Code	Fig.	Key
1742-504-260-00	76	49	1742-512-001-10	179	28	1742-515-001-00	87	7
1742-504-270-00	75	32		180	24	1742-515-240-10	86	6
1742-504-270-10	75	32-A		181	30	1742-515-250-00	86	11
1742-508-004-00	194	11	1742-512-004-00	176	28	1742-520-001-00	89	5
1742-508-007-00	79	15		177	29	1742-520-200-10	89	1
1742-508-008-00	77	1		178	34	1742-520-500-00	89	1-A
1742-508-009-00	78	58		179	32	1742-521-002-10	90	6
	79	58		180	28	1742-521-003-10	90	20
1742-508-220-30	79	12		181	34	1742-521-210-30	90	1
1742-508-270-20	78	54	1742-512-005-00	178	35		91	1
	79	54		179	33	1742-521-510-00	90	1-A
1742-508-310-20	78	32		181	35		91	1-A
	79	32	1742-512-200-10	176	7	1742-601-051-00	94	7
1742-508-320-00	78	74		178	7	1742-601-260-20	92	41
	79	74		180	7		93	43
1742-508-340-10	78	12		181	7	1742-601-270-30	92	36
1742-508-410-00	173	1	1742-512-210-10	178	8		93	38
1742-509-250-20	80	9		181	8	1742-604-240-10	98	15
1742-511-001-20	174	35	1742-512-220-00	176	5		100	15
	175	35		177	5	1742-606-001-10	104	12
1742-511-002-00	174	9		178	5		105	12
	175	9		179	5		144	14
1742-511-210-10	174	41		180	5	1742-606-200-20	104	1
1742-511-220-10	174	42		181	5	1742-606-210-10	104	2
1742-511-230-30	174	43	1742-512-300-10	176	16	1742-608-011-10	107	8
1742-511-240-20	174	44		178	20	1742-608-013-10	107	10
1742-511-250-10	174	39		180	16	1742-608-013-20	107	10-A
	175	39		181	20	1742-608-014-00	107	11
1742-511-310-00	174	15	1742-512-310-10	176	17		107	11-A
	175	15		178	21	1742-608-015-10	107	12
1742-511-320-00	174	16		180	17	1742-608-027-00	107	20
	175	16		181	21	1742-608-032-00	107	13
1742-511-330-20	174	19	1742-512-320-10	178	22	1742-625-200-10	108	1
	175	19		181	22	1742-625-210-10	108	2
1742-511-340-00	174	22	1742-512-330-10	178	23	1742-625-500-00	109	1
	175	22		181	23	1742-625-503-00	109	3
1742-511-350-10	174	23	1742-512-340-30	176	1		110	2
	175	23	1742-512-350-40	178	1	1742-625-510-10	109	2
1742-511-360-00	174	27	1742-512-370-10	180	1	1742-625-540-00	109	7
1742-511-370-00	174	12	1742-512-380-10	181	1	1742-625-540-10	109	7-A
	175	12	1742-514-001-10	82	25	1742-625-550-00	109	8
1742-511-600-50	174	1		84	25	1742-625-550-10	109	8-A
1742-512-001-10	176	24	1742-514-200-10	82	1	1742-630-004-10	112	8
	177	25		83	1		113	8
	178	30	1742-515-001-00	86	7	1742-630-005-10	112	20

Numerical Index

1747-097-100-10

Part Code	Fig. Key	Part Code	Fig. Key	Part Code	Fig. Key
1742-630-005-10	113 20	1742-702-270-20	133 7	1743-308-500-00	47 8
1742-630-051-00	117 29		134 9	1743-508-220-00	78 80
1742-631-001-10	116 4	1742-702-280-10	133 1		79 80
	118 2	1742-702-290-10	133 2	1743-509-001-00	80 5
1742-631-002-10	116 5	1742-702-300-00	131 5	1743-509-002-00	80 51
	118 3		132 6		81 47
1742-631-003-20	77 11	1742-702-310-00	131 1	1743-509-210-00	80 15
1742-631-003-22	77 11	1742-702-310-10	131 1-A	1743-509-220-00	80 17
1742-631-052-00	117 21	1742-702-320-00	131 2	1743-509-250-00	80 44
	119 21	1742-702-320-10	131 2-A	1743-652-520-10	129 19
1742-631-053-10	117 22	1742-730-220-20	140 2	1743-652-550-00	129 21
	119 22	1742-742-001-10	143 1	1744-111-210-30	9 49
1742-631-055-70	117 24	1742-742-002-00	143 32-B		10 45
	119 24	1742-760-001-10	144 1	1744-111-220-00	9 38
1742-631-220-10	116 10	1742-760-002-10	144 2		10 34
	118 8	1742-902-004-10	151 10	1744-116-200-30	13 12
1742-631-250-00	116 7	1742-902-004-20	151 10-A	1744-209-210-00	18 23
	118 5	1742-902-009-00	151 5	1744-218-001-10	23 1
1742-631-260-00	116 8	1742-904-001-00	153 2	1744-218-002-10	23 2
	118 6	1743-103-210-10	4 1	1744-218-003-20	23 8
1742-631-290-00	116 20	1743-104-001-20	6 13	1744-229-001-00	26 34
	118 18	1743-104-001-30	6 13-A		27 33
1742-631-560-10	117 12	1743-104-002-10	6 9	1744-266-001-00	37 1
	119 12	1743-111-200-00	8 13	1744-266-002-00	37 8
1742-650-220-00	120 1	1743-209-052-00	17 19		41 1
1742-650-320-10	122 67		18 19	1744-267-041-00	39 1
	123 67	1743-209-053-00	17 20	1744-301-200-10	43 1
1742-652-260-00	122 41		18 20	1744-304-001-10	44 1
	123 41	1743-209-054-00	17 21	1744-304-002-10	44 2
1742-654-220-10	124 27		18 21	1744-304-003-10	44 14
	125 27	1743-209-055-00	17 22	1744-304-004-10	44 3
1742-658-001-10	127 52		18 22	1744-306-002-40	45 1
	128 55	1743-209-056-00	17 25	1744-306-002-50	45 1-A
1742-658-002-00	127 38		18 25	1744-308-500-00	48 8
	127 47	1743-211-510-00	14 11	1744-432-200-00	65 1
	128 41		15 11	1744-501-001-00	74 36
	128 50	1743-214-054-10	20 8	1744-501-002-00	74 46
1742-658-210-30	127 65	1743-216-051-10	21 1	1744-501-003-00	73 25
	128 68	1743-216-052-10	21 3		74 23
1742-658-220-10	127 51	1743-216-053-30	21 5	1744-501-200-00	74 49
	128 54	1743-216-053-40	21 5-A	1744-501-210-00	74 55
1742-658-230-00	183 28	1743-216-054-20	21 6	1744-501-220-00	74 24
1742-658-250-20	183 9	1743-216-510-00	21 8	1744-501-220-10	74 24-A
1742-658-270-10	183 19	1743-308-051-10	47 3	1744-504-001-00	76 44
1742-658-910-00	182 1		48 3	1744-504-210-00	76 32

Numerical Index

1747-097-100-10

Part Code	Fig. Key	Part Code	Fig. Key	Part Code	Fig. Key
1744-504-210-10	76 32-A	1744-606-210-10	105 2	1746-313-001-10	53 9
1744-508-220-10	79 18	1744-625-500-10	110 1	1746-313-002-00	53 24
1744-508-240-20	79 28	1744-625-510-00	110 6		54 24
1744-509-001-00	81 5	1744-625-510-10	110 6-A	1746-313-200-10	53 7
1744-509-220-00	81 17	1744-625-520-00	110 7		54 7
1744-509-240-00	81 40	1744-625-520-10	110 7-A	1746-313-210-00	53 16
1744-511-210-00	175 27	1744-631-054-10	111 7		54 16
1744-511-300-40	175 1		115 7	1746-313-260-00	53 22
1744-511-360-10	175 41		117 28		54 22
1744-511-370-10	175 42		119 27	1746-313-270-00	53 25
1744-511-380-20	175 43	1744-650-230-00	121 1		54 25
1744-511-390-20	175 44	1744-702-220-10	132 1	1746-434-001-00	70 51
1744-512-001-20	177 10	1744-702-220-20	132 1-A	1746-434-002-00	70 52
	179 11	1744-702-230-10	132 2	1746-508-210-20	78 28
	180 10	1744-702-230-20	132 2-A	1746-514-301-00	82 9
	181 11	1744-702-280-10	134 1		83 9
1744-512-002-10	179 12	1744-702-290-10	134 2		84 8
	181 12	1744-720-400-00	138 30		85 8
1744-512-200-10	177 7	1744-720-400-10	138 30-A	1746-514-310-00	82 10
	179 7	1745-103-300-10	5 1		83 10
1744-512-210-10	179 8	1745-103-300-20	5 1-A	1746-514-320-00	82 11
1744-512-230-00	177 18	1746-218-001-10	22 7		83 11
	179 21		23 7		84 10
1744-512-240-00	177 21	1746-219-001-20	24 5		85 10
	179 24		25 5	1746-520-003-00	88 1
1744-512-250-00	177 15	1746-219-001-30	24 5-A	1746-602-001-10	96 8
	179 18		25 5-A		97 7
1744-512-260-00	177 16	1746-219-002-00	24 6	1746-602-002-00	96 1
	179 19		25 6	1746-602-003-10	96 9
1744-512-320-20	177 1	1746-229-001-00	129 28		97 8
1744-512-330-20	179 1	1746-269-001-00	40 13	1746-602-230-00	96 13
1744-514-260-20	84 3		41 13	1746-631-240-10	116 16
	85 3	1746-269-210-00	40 9	1746-631-241-30	137 25
1744-514-270-10	84 6		41 9		138 24
	85 6	1746-269-210-10	40 9-A	1746-650-210-10	120 29
1744-514-280-10	84 7		41 9-A		121 25
	85 7	1746-269-220-40	40 7	1746-650-220-10	120 30
1744-514-300-00	84 1		41 7		121 26
	85 1	1746-306-001-00	45 33	1746-652-004-00	122 57
1744-515-240-10	87 6		46 32		123 57
1744-515-250-00	87 11	1746-306-002-00	45 34	1746-652-004-10	122 57-A
1744-520-051-00	89 5-A		46 33		123 57-A
1744-521-002-10	91 6		69 55	1746-652-250-10	129 26
1744-521-004-10	91 20	1746-306-003-00	45 34-A	1746-652-290-00	122 1
1744-606-200-20	105 1		69 55-A		123 1

Numerical Index

1747-097-100-10

Part Code	Fig. Key	Part Code	Fig. Key	Part Code	Fig. Key
1746-652-500-00	122 69	1746-802-002-00	145 28	1747-102-001-10	2 24
	123 69	1746-802-003-00	145 44		3 24
1746-654-051-00	125 33	1746-802-004-00	145 45	1747-102-800-10	1 21
1746-654-200-10	124 7	1746-803-001-00	96 20	1747-116-001-00	129 5
	125 7		97 19-A	1747-116-001-10	129 5-A
1746-654-201-10	124 10		145 24	1747-116-001-20	129 5-B
	124 16	1746-803-002-00	1 26	1747-116-003-20	11 22
	125 10		2 28	1747-116-005-00	11 6
	125 16		3 28	1747-116-006-00	11 8
1746-654-210-10	124 13	1746-803-003-00	145 25		11 14
	125 13	1746-803-004-00	145 26	1747-116-007-10	11 10
1746-654-510-00	125 34	1746-804-001-00	1 5	1747-116-200-10	11 1
1746-658-002-00	127 32		2 8	1747-116-210-00	11 3
	128 35		3 8	1747-116-230-00	11 20
1746-658-210-00	127 9	1746-804-003-00	1 17	1747-116-250-10	11 4
	128 9		1 24	1747-116-270-10	11 15
1746-658-250-20	183 1		2 17	1747-116-280-00	11 7
1746-662-220-00	129 12		3 17	1747-116-290-10	11 13
1746-662-240-10	129 8	1746-804-004-00	2 27	1747-201-051-00	14 1
1746-670-001-00	185 2		3 27		15 1
1746-670-002-00	185 5		6 6	1747-201-055-00	14 16
1746-670-003-00	185 8		6 8		15 16
1746-670-210-00	185 9		7 6	1747-201-056-00	14 18
1746-670-220-00	185 13		7 8	1747-201-057-00	14 19
1746-670-230-00	185 1	1746-811-001-00	120 4	1747-201-058-00	14 2-A
1746-720-001-20	137 22		121 4		15 2-A
	138 21	1746-815-001-00	96 14	1747-203-051-00	16 12
1746-720-002-10	137 23		97 13	1747-203-500-00	16 1
	138 22	1746-816-001-00	1 25	1747-203-500-10	16 1-A
1746-720-400-10	137 18		80 38-A	1747-203-500-20	16 1-B
	138 17		81 35-A	1747-203-501-00	207 1
1746-781-001-00	146 11	1746-816-002-00	96 18	1747-203-502-00	207 2
1746-781-220-10	146 3		96 24	1747-203-503-00	207 4
1746-781-221-10	206 3		97 17	1747-203-504-00	207 6
	206 14		97 23	1747-203-505-00	207 7
1746-781-222-00	206 1	1746-817-001-00	1 29	1747-203-506-00	207 10
1746-801-002-00	96 11		2 31	1747-203-507-00	207 11
	96 15		3 31	1747-203-508-00	207 13
	96 15-A	1746-901-001-10	148 4	1747-203-509-00	207 14
	97 10	1746-901-002-10	148 5	1747-203-510-00	16 10
	97 14	1746-902-004-00	151 4	1747-203-511-00	207 15
	97 14-A	1746-902-007-10	151 3	1747-203-512-00	207 16
1746-802-001-00	145 21	1746-902-051-00	154 1	1747-209-051-00	17 1
1746-802-002-00	96 16	1746-904-051-00	150 1		18 1
	97 15	1747-102-001-10	1 23	1747-209-052-00	17 4

Numerical Index

1747-097-100-10

Part Code	Fig.	Key	Part Code	Fig.	Key	Part Code	Fig.	Key
1747-209-052-00	18	4	1747-508-051-00	78	10	1747-608-008-10	107	14
1747-209-053-00	17	15		79	10	1747-608-210-00	106	1
	18	15	1747-508-200-10	78	18	1747-608-220-00	106	2
1747-209-054-10	17	7	1747-508-530-00	78	1	1747-608-260-00	107	1
	18	7		79	1	1747-608-270-00	107	2
1747-209-056-10	17	11	1747-509-051-00	80	60	1747-608-280-00	107	24
	18	11		81	56	1747-630-001-00	112	2
1747-209-057-00	17	14	1747-509-052-00	80	58		113	2
	18	14		81	54	1747-630-051-00	114	5
1747-209-500-00	17	13	1747-509-053-00	80	82	1747-630-200-10	112	1
	18	13		81	78	1747-631-001-00	117	23
1747-209-510-10	17	6	1747-509-510-00	80	63		119	23
	18	6		81	59	1747-631-003-00	116	13
1747-211-051-00	19	1	1747-509-520-00	80	48	1747-631-004-00	116	22
1747-214-051-00	20	2		81	44		117	16
1747-214-052-00	20	5	1747-509-540-00	80	76		118	20
1747-214-053-00	20	1		81	72		119	16
1747-214-055-00	20	15	1747-509-550-00	80	67	1747-631-005-00	116	23
1747-241-002-00	30	1		81	63		117	17
	31	1	1747-509-560-00	80	74		118	21
1747-241-002-10	30	1-A		81	70		119	17
	31	1-A	1747-509-570-00	80	71	1747-631-005-10	116	23-A
1747-257-400-20	33	7		81	67		117	17-A
1747-266-220-00	36	3	1747-509-800-00	80	37		118	21-A
	37	3		81	34		119	17-A
1747-267-041-00	38	1	1747-509-810-00	80	30	1747-631-052-00	117	5
1747-308-200-00	47	15	1747-509-840-00	80	32	1747-631-710-00	116	1
1747-310-201-00	49	4	1747-509-860-00	80	34	1747-631-710-10	116	1-A
	49	8		81	31	1747-631-710-20	116	1-B
	50	4	1747-509-870-00	80	31-A	1747-631-720-00	116	18
	50	8	1747-509-870-10	80	31-B		117	1
1747-310-510-00	49	21	1747-601-230-00	92	47		118	16
	50	22		93	49		119	1
1747-310-520-00	49	20	1747-601-240-00	92	34	1747-631-720-10	116	18-A
1747-312-300-10	51	1		93	36		117	1-A
	52	1	1747-604-001-00	98	18		118	16-A
1747-312-400-00	51	8	1747-604-001-10	98	18-A		119	1-A
	52	8		100	18	1747-631-900-10	116	11
1747-313-300-00	53	19	1747-608-001-00	107	17		118	9
	54	19	1747-608-002-00	107	9	1747-650-002-00	120	39
1747-321-220-00	161	1	1747-608-002-10	107	9-A		121	34
1747-321-230-00	161	6	1747-608-003-00	107	18	1747-650-200-00	120	6
1747-321-240-00	161	2	1747-608-004-00	107	15	1747-650-200-20	120	6-A
	161	7	1747-608-005-00	107	23	1747-652-001-00	122	73
1747-410-700-30	60	1	1747-608-007-10	107	21		123	73

Numerical Index

1747-097-100-10

Part Code	Fig. Key	Part Code	Fig. Key	Part Code	Fig. Key
1747-652-001-10	122 73-A	1748-229-001-20	27 17	1748-601-220-00	94 46
	123 73-A	1748-229-200-20	26 1		95 46
1747-652-002-00	122 49	1748-306-001-10	45 36	1748-601-230-00	94 50
	123 43		69 57		95 50
1747-652-710-00	122 5	1748-308-200-00	48 15	1748-602-001-00	97 1
	123 5	1748-313-001-00	54 9	1748-602-230-00	97 12
1747-652-710-10	122 5-A	1748-321-220-00	162 1	1748-604-200-10	99 1
	123 5-A	1748-321-230-00	162 6		101 1
1747-652-712-00	122 15	1748-321-240-00	162 2	1748-604-210-30	99 7
	123 15		162 7		101 6
1747-652-720-00	122 20	1748-321-260-00	163 1	1748-630-200-10	113 1
	123 20	1748-321-270-00	163 6	1748-631-001-00	118 11
1747-652-730-00	122 38	1748-321-280-00	163 2	1748-631-052-00	119 5
	123 38		163 7	1748-631-240-10	118 14
1747-654-001-00	129 36	1748-410-800-00	61 1	1748-631-710-00	118 1
1747-654-001-10	129 36-A	1748-433-001-10	68 1	1748-631-710-10	118 1-A
1747-656-500-00	126 1	1748-433-001-20	68 1-A	1748-631-710-20	118 1-B
1747-658-200-10	128 10	1748-433-002-10	68 9	1748-650-200-00	121 6
1747-658-210-00	127 1	1748-434-001-00	69 54	1748-720-730-10	138 1
	128 1	1748-434-200-00	69 30	1748-720-730-20	138 1-A
1747-658-210-10	127 1-A	1748-434-210-00	69 33	1748-720-730-40	138 1-B
	128 1-A	1748-436-310-00	72 1	1748-901-001-00	149 4
1747-662-072-10	129 43	1748-436-310-10	72 1-A	1748-901-002-00	149 5
1747-662-200-00	129 33	1748-436-320-00	72 2	1748-901-004-00	149 6
1747-662-200-10	129 33-A	1748-436-320-10	72 2-A	1752-509-302-00	80 73
1747-662-210-00	129 1	1748-436-350-00	72 8		81 69
1747-662-210-10	129 1-A	1748-436-350-10	72 8-A	1752-509-310-00	80 72
1747-662-210-20	129 1-B	1748-436-360-00	72 9		81 68
1747-662-710-00	129 49	1748-436-360-10	72 9-A	1754-257-210-10	33 2
1747-662-900-00	184 1	1748-437-250-00	166 1	1754-257-210-20	33 2-A
1747-720-002-10	137 10	1748-437-260-00	166 6	1757-203-004-00	69 49
	138 9	1748-437-270-00	166 2	1757-501-014-00	177 17
1747-720-003-10	137 11		166 7		179 20
	138 10	1748-437-290-00	169 1	1757-509-015-00	129 47
1747-720-730-10	137 1	1748-437-300-00	169 6	1757-509-430-00	129 48
1747-720-730-20	137 1-A	1748-437-310-10	169 2	1757-650-272-00	122 23
1747-901-004-00	148 6		169 7		123 23
1747-902-001-00	151 1	1748-509-810-00	81 28	1757-705-011-00	127 37
1747-902-002-00	151 9	1748-514-302-00	84 11		128 40
1747-902-002-10	151 9-A		85 11	1757-721-004-20	139 4-A
1747-902-003-00	151 2	1748-514-310-00	84 9	1757-721-900-30	187 2
1747-902-004-00	151 8		85 9	1757-721-910-10	187 3
1748-102-800-00	2 22	1748-601-001-00	95 8	1757-721-921-00	187 4
	3 22	1748-601-210-00	94 48	1757-721-930-00	187 5
1748-229-001-20	26 18		95 48	1757-730-006-00	186 1

Numerical Index

1747-097-100-10

Part Code	Fig. Key	Part Code	Fig. Key	Part Code	Fig. Key
1759-308-001-00	138 32	1785-705-003-10	135 26-A	2144-501-012-00	147 10
1759-508-002-00	79 25	1785-705-230-00	135 24		147 39
1759-508-400-00	78 6	1785-760-002-00	144 12	2144-519-007-00	35 3
	79 6	1785-760-003-00	144 8		176 8
1759-508-402-00	78 7	1785-760-004-00	144 9		177 8
	79 7	1785-760-005-00	144 5		178 9
1759-512-003-30	176 10	1785-904-001-00	153 1		179 9
	178 11	1790-432-004-00	66 2		180 8
1759-512-004-20	178 12	1790-437-001-00	86 2		181 9
1759-514-004-10	86 12		87 2	2145-586-002-00	40 10
	87 12	1790-733-001-00	141 8		41 10
1772-604-500-10	98 7	1790-733-002-00	141 9	2150-420-008-00	140 10
	100 7	1790-742-012-00	142 10	2161-735-006-00	27 34-A
1772-604-510-00	98 1		143 30		28 33-A
	100 1	1791-432-012-00	42 4-A		29 33-A
1772-635-001-10	124 1		43 4-A		36 9
	125 1	1792-301-002-00	42 3-A		37 9
1772-652-001-00	122 51		43 3-A	2500-901-027-00	156 1
	123 51	1800-720-017-00	127 60-A	2504-165-002-10	98 6
1772-652-220-10	122 50		128 63-A		100 6
	123 50	1800-780-007-00	145 50-A		120 8
1772-652-230-00	122 52		146 33-A	2512-206-001-00	51 18
	123 52	1801-214-053-00	20 8-A		52 18
1773-267-002-00	38 4	1801-216-051-00	21 1-A	2706-301-021-00	1 22
	39 4	1801-216-052-00	21 3-A		2 23
1773-650-220-00	120 16	1801-631-002-00	116 22-A		3 23
	121 12		117 16-A	3560-203-004-00	51 4
1774-660-003-10	124 24		118 20-A		52 4
	125 24		119 16-A	3610-440-018-00	92 11
1774-695-220-00	122 40	1802-432-200-00	66 1		93 13
	123 40	1802-434-001-00	69 50-A		94 12
1774-922-200-00	190 1	2130-601-018-00	176 9		95 12
1774-922-200-10	190 1-A		177 9	3612-631-001-00	127 49
1783-604-001-00	102 23		178 10		128 52
1783-604-200-10	102 1		179 10		137 21
	103 1		180 9		138 20
1783-604-210-10	102 7		181 10	3621-211-003-00	47 13
	103 6	2130-931-210-00	157 4		48 13
1783-658-001-00	117 20	2144-501-011-10	127 20	3640-111-001-10	26 38
	119 20		128 23		27 37
	127 60		136 3		28 36
	128 63	2144-501-012-00	127 55		29 36
1783-705-001-00	135 28		128 58		36 12
1785-705-002-10	135 6		146 8		37 12
1785-705-003-00	135 26		146 26	3640-432-006-00	53 26

Numerical Index

1747-097-100-10

Part Code	Fig. Key	Part Code	Fig. Key	Part Code	Fig. Key
3640-432-006-00	54 26	3801-232-229-00	137 8	3824-246-204-00	203 3
3640-547-004-00	30 12		138 7	3824-246-205-00	203 2
	31 13	3801-272-300-00	185 3	3824-247-202-00	122 8
3640-586-004-00	8 33	3801-272-302-00	122 42		123 8
3642-496-007-10	122 78		123 42		127 6
	123 78		185 4		128 6
3650-201-008-00	112 3	3805-544-016-00	174 17	3824-247-203-00	122 12
	113 3		175 17		123 12
	137 28	3805-632-001-00	31 9	3824-247-204-00	127 8
	138 27	3807-836-400-00	122 76		128 8
3650-703-004-00	11 17		123 76	3824-248-036-00	145 48
3650-831-004-00	116 24-A		185 11	3824-248-044-00	202 2
	117 18-A	3814-212-003-10	8 18		206 2
	118 22-A	3817-283-210-00	122 47	3824-248-045-00	147 24
	119 18-A		123 48	3824-248-312-00	145 38
3652-273-002-00	129 40	3817-283-212-00	122 48		201 25
3656-212-009-10	2 7		123 49	3824-248-322-00	145 40
	3 7	3817-330-201-00	2 3		145 42
3656-271-001-00	129 32		3 3		147 29
3659-203-005-00	176 13	3817-330-202-00	2 32	3824-248-332-00	147 28
	177 13		3 32	3824-248-342-00	145 34
	178 15	3817-330-210-00	2 2		147 26
	179 15		3 2		201 26
	180 13	3817-401-001-00	141 23	3824-248-343-00	145 33
	181 15	3819-261-005-00	116 15	3824-248-373-00	145 37
3664-540-001-00	53 20		118 13	3824-248-381-00	208 9
	54 20		135 11	3824-248-412-30	208 1
3666-202-005-10	116 2	3820-224-001-00	36 15	3824-248-413-00	208 2
	122 54		37 15	3824-248-414-00	208 3
	123 54	3821-262-202-00	122 9	3824-248-415-00	208 4
	137 29		123 9	3824-248-416-00	208 5
	138 28		127 5	3824-248-417-00	208 6
3666-223-001-00	120 10		128 5	3824-248-418-00	208 7
3670-836-004-00	40 8	3821-262-203-00	122 10	3824-248-419-00	208 8
	41 8		123 10	3824-248-430-00	145 27
3670-840-006-00	92 8		127 4	3824-248-493-00	202 7
	93 10		128 4		206 7
3676-352-001-00	59 21	3821-262-204-00	122 11	3824-248-494-00	202 8
3676-356-001-00	73 21		123 11		206 8
	74 19	3821-262-206-00	122 14	3824-248-495-00	202 9
3678-332-001-00	4 2		123 14		206 9
3689-902-019-00	148 1	3821-262-209-00	122 13	3824-248-524-00	201 6
	149 1		123 13	3824-248-525-00	201 7
3740-162-005-00	143 29		127 7	3824-248-526-00	201 8
3768-185-015-20	74 52		128 7	3824-248-529-00	201 10

Numerical Index

1747-097-100-10

Part Code	Fig.	Key	Part Code	Fig.	Key	Part Code	Fig.	Key
3824-248-531-10	201	3	J061-140-057-00	6	14	K167-001-304-00	59	7
3824-248-532-00	201	4	J061-165-090-00	6	11		200	9
3824-248-536-00	201	11	J061-220-024-00	6	12		200	18
3824-248-538-00	201	12	J061-224-032-00	80	66	K167-001-305-00	200	10
3824-248-542-00	201	5		81	62		200	16
3824-248-990-20	145	4	J061-230-038-00	1	13	K167-007-000-10	59	2
3829-248-003-00	142	17-A	J061-232-040-00	78	16	K167-007-200-00	59	3
3829-387-410-00	80	26	J061-236-044-00	1	12	K167-007-300-00	59	5
3872-301-210-00	1	1		2	12	K182-005-002-00	74	44
3874-354-210-00	80	55		3	12	K182-087-000-10	74	39
	81	51		79	16	K182-108-002-00	74	41
3874-354-211-00	80	56	J061-249-060-00	6	10	K182-109-000-00	74	39-A
	81	52	J061-254-065-00	7	10	K182-109-200-00	74	40-A
4101-102-038-00	1	27	J062-076-082-00	8	44	K185-056-302-00	74	42
	2	29		9	48	K200-014-007-00	197	27
	3	29		10	44		197	27
	146	27	J062-087-093-00	8	34	K200-114-000-30	78	37
	147	40	J062-111-120-00	9	46-A		79	37
4130-705-002-00	107	22		10	42-A	K200-114-100-10	78	43
6213-129-003-00	17	8	J062-138-148-00	14	20		79	43
	18	8		15	20	K211-001-006-20	193	5
6281-420-001-00	122	43		73	17		195	2
6281-420-006-00	123	44		74	15	K211-001-008-00	193	9
6909-913-834-00	9	36	J062-147-159-00	1	20		195	7
	10	32		2	21	K211-003-002-00	193	1
7932-201-002-00	25	3		3	21	K211-004-006-00	197	7
7963-611-003-00	82	13		9	40		197	7
	83	13		10	36	K211-004-007-00	197	6
	84	13	K110-001-106-00	197	20		197	6
	85	13		197	20		197	16
8595-901-007-00	152	5	K135-002-009-00	191	7		197	16
	154	5		192	7	K211-008-009-00	193	4
8654-501-006-10	86	13	K135-015-000-00	80	1	K211-008-010-00	195	3
	87	13		81	1	K211-008-011-00	193	8
8654-901-002-00	152	9	K135-015-002-00	191	2		195	6
	154	9	K135-015-100-00	191	1	K211-008-018-10	193	3
8674-202-012-00	63	2-A	K135-017-006-00	192	2	K211-012-006-00	197	5
A101-251-008-00	51	9	K135-028-000-00	78	23		197	5
	52	9	K135-028-100-10	192	1	K211-066-103-00	78	47
J061-112-022-00	145	52	K167-001-001-00	59	4		79	47
	146	22		200	20	K211-073-000-00	78	57
	146	23	K167-001-300-00	200	7		79	57
	146	35	K167-001-303-00	59	6	K211-073-004-00	193	6
	147	35		200	8		195	4
	147	36		200	17	K211-073-005-00	193	7

Numerical Index

1747-097-100-10

Part Code	Fig. Key	Part Code	Fig. Key	Part Code	Fig. Key
K211-073-005-00	195 5	V111-165-001-20	120 31	V120-376-002-50	138 8
K211-074-000-20	174 2		121 27	V120-376-003-00	143 31
	175 2	V111-166-003-00	120 27	V200-260-607-00	194 9
K211-074-002-00	77 8		121 23	V200-360-606-00	78 21
	194 16	V111-166-004-00	78 78	V200-360-607-00	80 7
K211-074-100-20	194 1		79 78		81 7
K211-074-200-20	194 5	V111-174-001-60	127 58	V201-260-801-20	69 32
K211-107-000-00	78 57-A		128 61		69 35
	79 57-A	V112-165-001-20	75 59	V201-260-802-00	78 75
K231-004-007-00	78 69		76 59		79 75
	79 69	V120-265-003-00	130 4	V201-260-803-50	62 10
K231-007-003-00	78 67	V120-364-001-00	182 2		63 9
	79 67	V120-364-001-20	129 4	V201-260-804-00	57 12
K231-007-004-00	78 68	V120-364-003-00	129 31	V201-260-806-50	8 29
	79 68	V120-365-001-60	122 66	V201-260-808-00	9 33
K231-008-000-20	78 64		123 66		10 29
	79 64	V120-365-002-00	127 63	V201-261-005-00	133 3
K250-016-000-00	78 61		128 66		134 3
	79 61	V120-366-001-20	98 4	V201-261-008-00	77 6
K250-039-002-00	80 19		98 10		176 3
	81 19		99 4		177 3
K250-039-003-00	80 20		99 10		180 3
	81 20		100 4	V201-261-010-00	77 5
K250-039-004-10	80 21		100 10	V201-261-012-00	75 34
	81 21		101 4		76 34
K250-049-000-00	80 18		101 9		178 3
	81 18		102 4		179 3
K250-049-001-00	80 23		102 10		181 3
	81 23		103 4	V201-261-015-00	174 8
K250-057-000-00	78 49		103 9		175 8
	79 49	V120-366-001-60	55 8	V201-261-017-00	174 7
K290-001-001-00	78 40		56 8		175 7
	79 40		126 2	V201-261-203-50	19 2
K290-001-002-00	78 41		141 11		67 7
	79 41		183 8	V201-360-808-00	145 5
K290-001-003-00	78 42		183 18	V201-361-007-00	79 21
	79 42		183 27	V201-361-012-00	26 5
K290-003-000-30	78 38	V120-375-001-60	143 18		27 4
	79 38	V120-376-001-60	112 15		28 3
K510-001-029-00	73 5		113 11		29 3
P103-112-003-20	8 9		114 6	V201-361-202-00	108 7
	9 9	V120-376-002-00	112 11		109 12
	10 9		113 15		110 12
P112-401-220-00	174 21		114 11	V201-361-203-00	60 3
	175 21	V120-376-002-50	137 9		109 9

Numerical Index

1747-097-100-10

Part Code	Fig.	Key	Part Code	Fig.	Key	Part Code	Fig.	Key
V201-361-203-00	110	8	V201-361-608-50	91	14	V210-560-604-00	78	30
V201-361-203-50	14	5	V201-460-802-00	65	16	V210-560-605-00	17	18
	15	5		66	16		18	18
	30	5	V201-461-203-00	131	3	V211-260-801-60	62	5
	31	5		131	6		68	26
	67	11		132	3	V211-260-802-00	57	8
	67	19		132	7	V211-260-805-00	78	60
	73	11	V201-461-203-50	69	7		79	60
	74	9	V201-461-204-00	132	4	V211-260-806-50	78	59
V201-361-204-00	68	14	V201-461-604-00	134	7		79	59
	110	9	V203-261-002-00	58	13	V211-261-002-00	59	18
V201-361-204-50	68	14-A	V203-361-003-50	92	31		78	4
V201-361-206-00	16	7		93	33		79	4
V201-361-207-00	108	11		94	33		120	19
V201-361-208-00	109	15		95	33		121	15
	110	15	V203-361-204-50	59	10	V211-261-003-50	73	24
V201-361-209-00	73	10	V203-361-603-00	108	3		74	22
	74	8	V203-361-605-00	109	4	V211-360-801-60	129	37
V201-361-212-00	73	9		110	3		176	11
	74	7	V203-361-805-50	68	24		177	11
V201-361-213-00	46	5	V210-360-601-20	127	12		178	13
V201-361-216-00	45	5-A		128	15		179	13
V201-361-402-50	88	2		129	22		180	11
V201-361-403-00	61	3	V210-360-601-60	114	15		181	13
	74	37		127	14	V211-360-802-00	89	6-A
V201-361-403-50	89	3		127	48		104	7
V201-361-404-00	70	4		128	17		105	5
	70	14		128	51		124	2
V201-361-404-50	60	6		129	11		125	2
	61	4		129	13		177	24
	61	8		129	18		179	27
	164	2		129	20	V211-360-802-50	27	41-A
V201-361-405-00	90	4		129	27		28	40-A
	91	4		129	29		29	40-A
V201-361-406-00	58	20		129	34		36	14-A
	89	2		141	19		37	14-A
V201-361-406-50	176	25	V210-360-602-50	147	31		129	2
	177	26		185	6	V211-560-801-60	84	5
	178	31	V210-360-604-50	145	43		85	5
	179	29	V210-370-601-60	174	38	V211-560-802-00	58	15
	180	25		175	38		59	19
	181	31	V210-560-602-00	17	17		145	2
V201-361-603-50	90	2		18	17	V211-560-802-50	140	8
	91	2	V210-560-603-50	80	11	V211-561-002-50	68	6
V201-361-608-50	90	14		81	11		69	42-A

Numerical Index

1747-097-100-10

Part Code	Fig. Key	Part Code	Fig. Key	Part Code	Fig. Key
V211-561-002-50	69 52-A	V230-360-601-60	122 26	V231-360-801-20	80 54
V211-561-003-50	79 30		122 39		81 43
V211-660-801-60	129 46		122 53		81 50
V211-660-802-00	145 3		122 68		98 20
V211-660-803-50	5 7		123 18		99 22
V211-661-003-00	4 5-A		123 19		100 20
V211-661-004-00	5 5		123 26		101 20
V220-540-501-20	207 8		123 39		102 22
V220-540-601-00	197 26		123 53		103 20
	197 26		123 68		104 6
V220-540-802-00	197 15		124 19		105 6
	197 15		125 19		107 3
V230-360-601-00	40 14		129 16		117 2
	41 14	V230-360-602-00	8 46		117 10
	49 11	V230-360-603-00	129 25		117 31
	50 11	V230-360-603-50	122 30		119 2
V230-360-601-20	11 5		122 34		119 10
	11 16		122 37		119 29
	127 54		123 30	V231-360-801-60	11 2
	128 57		123 34		26 13
	129 9		123 37		27 12
	146 10	V231-360-801-20	26 26		28 11
	146 25		26 29		29 11
	147 12		27 25		49 22
	147 38		27 28		49 29
	174 14		28 24		50 23
	175 14		28 27		51 7
V230-360-601-60	8 40		29 24		52 7
	9 44		29 27		53 6
	9 50		30 9		54 6
	10 40		58 18		55 16
	10 46		73 20		56 16
	11 9		74 18		74 48
	11 21		75 4		74 54
	11 23		76 4		74 56
	36 7		78 5		77 12
	37 7		78 17		78 11
	112 19		78 36		78 14
	113 19		78 86		79 11
	120 33		79 5		80 33
	120 34		79 14		80 33-A
	121 29		79 17		80 42
	121 30		79 36		80 52
	122 18		79 86		80 57
	122 19		80 47		81 30

Numerical Index

1747-097-100-10

Part Code	Fig.	Key	Part Code	Fig.	Key	Part Code	Fig.	Key
V231-360-801-60	81	48	V231-360-801-60	138	31	V231-360-802-00	48	16
	81	53		176	6		69	15
	92	33		176	19		80	61
	93	35		176	22		81	57
	94	35		176	26		92	35
	94	49		177	6		92	37
	94	51		177	19		92	40
	95	35		177	22		92	42
	95	49		177	27		92	46
	95	51		178	6		92	48
	97	19		178	25		93	37
	104	4		178	28		93	39
	105	4		178	32		93	42
	106	3		179	6		93	44
	112	4		179	22		93	48
	113	4		179	25		93	50
	116	6		179	30		94	38
	116	9		180	6	94	41	
	116	12		180	19	94	43	
	116	17		180	22	94	47	
	116	19		180	26	95	38	
	116	21		181	6	95	41	
	116	24		181	25	95	43	
	117	13		181	28	95	47	
	117	18		181	32	98	17	
	118	4		V231-360-802-00	4	4	99	18
	118	7			8	3	100	17
	118	10			8	19	101	16
	118	15			9	3	102	18
	118	17			9	16	103	16
	118	19			9	18	112	21
	118	22			9	20	113	21
	119	13			10	3	174	20
	119	18			10	16	174	46
	120	11			14	17	175	20
	122	58	15		17	175	46	
	122	74	16		11	207	3	
	123	58	26		42	V231-360-802-50	31	10
	123	74	27		41		174	40
	124	28	28		40		175	40
	125	28	29		40	V231-360-803-00	60	13
	127	30	33		6		61	15
	128	33	36		14		75	16
137	26	37	14	76	16			
138	25	47	16	83	26			

Numerical Index

1747-097-100-10

Part Code	Fig. Key	Part Code	Fig. Key	Part Code	Fig. Key
V231-360-803-00	85 26	V240-461-608-50	158 14	V302-460-016-00	159 16
V231-361-001-60	53 8		159 4		160 6
	54 8		159 14		160 16
	80 81		160 4	V304-260-008-00	11 19
	81 77		160 14		51 14
V231-361-002-00	8 14	V251-340-802-00	65 8		51 21
	17 32		66 8		52 14
	18 32	V251-341-002-50	68 6-A		52 21
	53 21	V251-341-003-00	45 17		53 13
	54 21		46 8		54 13
	80 59	V251-341-003-0D	69 40		57 13
	81 55	V251-341-203-20	14 4		75 17
V231-361-002-50	26 4		15 4		75 46
	27 3		60 2		76 17
	28 2		73 12		76 46
	29 2		74 10		78 25
	42 6	V251-341-203-50	14 9		78 76
	43 6		15 9		79 76
	69 42		19 7		80 3
	69 52	V251-341-204-00	61 2		81 3
	70 50	V251-341-205-00	19 5		83 30
	78 9	V251-341-206-00	14 8		85 30
	79 9		15 8		92 14
V231-361-003-00	4 5		19 6		93 16
	36 2	V251-341-404-50	69 8-A		94 15
	37 2	V251-341-603-50	69 56-A		95 15
	44 20	V251-341-604-00	69 56		108 16
	45 16	V251-441-003-50	46 9		120 14
	46 17	V251-441-403-50	67 3		121 10
	89 6	V300-460-016-00	158 5-A		174 25
	90 7		158 15		174 29
	91 7		158 15-A		174 32
V231-361-003-50	21 11		159 5		175 25
	45 20		159 15		175 29
	46 18		160 5		175 32
V231-361-004-00	20 16		160 15	V304-260-010-00	78 72
V231-361-005-50	21 10	V301-260-006-00	120 23		79 26
V231-361-203-50	46 4		121 19		79 72
	46 19		127 17		104 9
V231-361-206-00	45 3		128 20		105 9
	46 3		129 6		133 4
V231-361-207-00	45 4		203 1		134 4
V231-361-208-00	45 4-A	V302-460-016-00	158 6		174 10
V231-361-210-00	45 5		158 16		175 10
V240-461-608-50	158 4		159 6	V304-260-012-00	53 23

Numerical Index

1747-097-100-10

Part Code	Fig.	Key	Part Code	Fig.	Key	Part Code	Fig.	Key	
V304-260-012-00	54	23	V305-260-012-00	75	38	V360-260-006-00	129	14	
	67	8		76	38		136	4	
V304-260-016-00	133	9		190	3		188	11	
	134	11	V327-262-110-00	55	3		203	10	
V304-260-020-00	68	19		56	3	V361-260-006-00	107	19	
V304-460-008-00	65	17	V327-262-214-00	58	4		127	18	
	66	17		72	6		127	28	
	92	3		72	13		128	21	
		93	3		200	3		128	31
		94	3		200	13		137	19
		95	3	V328-261-110-00	12	6		137	24
		45	18		13	6		138	18
V304-460-010-00	46	20	V328-262-112-00	71	12		138	23	
	69	41	V330-700-010-00	5	4		145	46	
	90	8	V334-460-018-00	200	22	V362-260-008-00	5	8	
V304-460-012-00	91	8	V335-260-010-00	75	54		60	16	
	14	6		76	54		61	18	
	15	6	V341-120-008-00	140	13		62	11	
	16	8		140	22		63	10	
	19	3		143	6		75	56	
	30	6	V350-160-004-00	144	13		76	56	
	31	6		148	3		80	38	
	67	12		149	3		81	35	
	67	20	V350-160-006-00	92	25		92	44	
	68	16		92	29		92	49	
	73	13		93	27		93	46	
	74	11		93	31		93	51	
	108	14		94	26		94	45	
	109	18		94	30		95	45	
110	18		95	26		124	3		
V304-460-014-00	60	8		95	30		125	3	
	61	10		96	7		176	23	
	69	9		97	6		178	29	
	70	5	V360-260-004-00	8	12		180	23	
	70	15		9	12		181	29	
V304-460-016-00	164	4		10	12		185	18	
	82	5		127	59	V363-260-008-00	60	14	
	82	15		128	62		61	16	
	83	5		182	3		83	29	
	83	15	V360-260-005-00	127	64		85	29	
	84	15		128	67		104	5	
	85	15		146	14		105	7	
	86	2-A		147	19		117	11	
	87	2-A	V360-260-006-00	122	70		119	11	
	158	5		123	70		125	35	

Numerical Index

1747-097-100-10

Part Code	Fig. Key	Part Code	Fig. Key	Part Code	Fig. Key
V363-260-008-00	127 43	V401-160-010-00	44 5	V401-160-012-00	108 13
	128 46		45 19		109 10
	137 27		46 21		109 13
	138 26		58 14		109 17
	174 47		68 8		110 10
	175 47		69 39		110 13
V363-260-010-00	89 7		75 35		110 17
V401-160-005-00	142 19		76 35		131 4
V401-160-006-00	78 22		77 7		131 7
	78 79		79 22		132 5
	79 79		79 27		132 8
	80 8		92 32	V401-160-014-00	58 5
	81 8		93 34		58 21
	120 24		94 34		60 7
	121 20		95 34		61 5
	129 7		104 10		61 9
	142 11		105 10		69 10
	194 10		145 18		70 6
V401-160-008-00	8 30		174 11		70 16
	9 34		175 11		74 38
	10 30		176 4		88 3
	55 13		177 4		89 4
	56 13		178 4		90 5
	65 18		179 4		91 5
	66 18		180 4		133 6
	75 19		181 4		134 6
	76 19	V401-160-012-00	14 7		164 3
	78 27		15 7	V401-160-016-00	82 6
	80 4		16 9		82 16
	81 4		19 4		83 6
	120 15		30 7		83 16
	121 11		31 7		84 16
	140 14		45 6		85 16
	140 21		45 22		86 3
	143 8		46 6		87 3
	145 7		59 11		90 3
	174 33		60 4		90 16
	175 33		67 13		91 3
	197 14		67 21		91 16
	197 14		68 15		108 4
V401-160-010-00	5 3		69 11		109 5
	26 6		71 16		110 4
	27 5		73 14		133 10
	28 4		74 12		134 8
	29 4		108 8		134 12

Numerical Index

1747-097-100-10

Part Code	Fig.	Key	Part Code	Fig.	Key	Part Code	Fig.	Key
V401-160-016-00	158	7	V411-260-008-00	53	14	V411-260-016-00	82	7
	158	17		54	14		82	17
	159	7		62	12		83	7
	159	17		63	11		83	17
	160	7		75	21		84	17
	160	17		75	25		85	17
V401-160-018-00	68	25		75	28		86	4
V401-170-008-00	191	8		75	47		87	4
	192	8		76	21		133	11
V411-260-006-00	11	11		76	25		134	13
	12	13		76	28	V422-160-006-00	141	15
	12	17		76	47	V422-160-008-00	141	22
	13	13		83	27	V500-161-601-50	106	7
	13	17		85	27		107	7
	36	6		92	13	V500-162-001-50	11	12
	37	6		93	15		12	14
	40	11		94	14		12	18
	41	11		95	14		13	14
	75	13		143	7		13	18
	76	13		144	7	V500-162-002-00	26	36
	92	18		145	6		27	35
	93	20		174	37		28	34
	94	19		175	37		29	34
	95	19	V411-260-010-00	12	5		38	3
	120	5		12	10		39	3
	121	5		13	5		40	3
	137	20		13	10		40	12
138	19		53	28		41	3	
142	12		54	28		41	12	
196	12		55	5		47	9	
V411-260-008-00	8	31		56	5		48	9
	9	35		75	10		49	19
	10	31		75	53		50	19
	26	35		76	10		51	17
	27	34		76	53		52	17
	28	33		104	11		53	15
	29	33		105	11		54	15
	38	2		120	20		55	4
	39	2		121	16		56	4
	40	2		145	16		75	14
	41	2	V411-260-012-00	75	39		75	22
	49	18		76	39		75	29
	50	18		108	9		76	14
	51	16		109	19		76	22
52	16		110	19		76	29	

Numerical Index

1747-097-100-10

Part Code	Fig. Key	Part Code	Fig. Key	Part Code	Fig. Key
V500-162-502-00	12 11	V523-101-002-40	45 7	V580-140-802-80	34 9
	13 11		46 7	V580-140-805-00	73 34
	35 4		58 22		74 33
	53 29		69 6	V600-110-600-20	17 12
	54 29		69 38		18 12
V500-162-502-50	12 7		69 51	V600-110-601-00	70 25
	13 7		70 7	V600-110-601-10	65 31
V500-163-002-00	71 5		70 17		66 31
	71 10		70 49	V600-110-601-20	64 17
	75 48	V560-160-006-00	92 19	V600-110-601-30	44 8
	76 48		93 21		69 13
	82 14		94 20		70 24
	83 14		95 20	V600-110-620-40	22 10
	84 14	V560-160-008-00	92 5	V600-110-620-50	17 3
	85 14		93 5		17 26
V500-163-002-50	58 6		94 5		18 3
	71 13		95 5		18 26
V500-163-003-00	72 7		174 18		20 4
	72 14		175 18		20 7
V500-164-003-00	82 8	V580-140-301-60	75 26		21 2
	83 8		76 26		22 5
	86 5	V580-140-301-80	38 5	V600-110-620-60	26 19
	86 9		39 5		27 18
	87 5	V580-140-302-50	197 24		28 18
	87 9		197 24		29 18
V511-100-805-00	51 2	V580-140-401-80	75 6		70 46
	52 2		76 6	V600-110-620-90	45 11
	53 17	V580-140-402-00	75 31		46 13
	54 17		75 42		46 29
V522-101-002-20	68 2		76 31	V600-110-621-00	46 27
V523-100-802-40	65 28		76 42	V600-110-621-10	44 7
	66 28	V580-140-501-60	49 10		45 28
V523-101-002-40	14 10		50 10	V600-110-621-20	64 16
	15 10	V580-140-501-80	196 14	V600-110-630-50	17 28-A
	16 6	V580-140-503-20	64 14		18 28-A
	19 8		196 4		20 14-A
	20 17	V580-140-602-50	26 32	V600-110-630-60	17 2
	21 12		27 31		18 2
	26 7		28 30		24 3
	27 6		29 30		28 19
	28 5	V580-140-802-80	26 40		29 19
	29 5		27 39		69 24
	30 3		28 38	V600-110-630-70	45 10
	31 3		29 38		46 12
	44 6		33 8	V600-110-690-70	14 3

Numerical Index

1747-097-100-10

Part Code	Fig. Key	Part Code	Fig. Key	Part Code	Fig. Key
V600-110-690-70	15 3	V704-140-025-00	49 26	V710-140-008-00	75 9
V600-130-600-30	57 4		50 28		76 9
V607-110-620-50	26 10		62 2	V710-140-009-00	193 2
	27 9	V704-140-030-00	69 25		195 1
	28 8	V704-140-035-00	20 12	V720-101-900-70	2 4
	29 8		26 22		3 4
V607-110-620-70	20 13		27 21	V720-101-900-90	133 15
V610-115-110-40	196 5		69 26		134 17
V610-115-110-70	69 20	V705-140-015-00	80 22	V720-102-401-00	8 23
V653-410-141-00	14 2		81 22		34 3
	15 2	V705-140-024-00	197 17	V720-102-401-40	26 30
V670-200-009-00	46 30		197 17		27 29
V671-400-009-00	46 31	V705-140-028-00	192 9		28 28
V682-200-000-60	197 11	V705-140-042-00	58 10		29 28
	197 11		59 15		32 7
V682-200-001-00	26 16		196 17		33 3
	27 15	V705-140-047-00	14 14		34 7
	28 15		15 14	V720-102-401-60	9 31
	29 15	V705-140-052-00	64 9		10 27
	32 4		207 5		14 21
	33 5	V706-140-045-00	45 12		15 21
	33 13		46 14		16 3
	34 5		73 29		16 13
	35 7		74 28	V720-102-402-10	9 25
V704-140-014-00	35 10	V706-140-050-00	64 19		10 21
V704-140-015-00	17 16		70 26	V720-103-502-80	78 3
	18 16	V706-140-060-00	64 18		78 13
V704-140-017-00	57 6	V707-140-055-00	74 43		79 3
V704-140-020-00	58 9	V707-140-062-00	65 12		79 13
	59 14		66 12		80 64
	63 2	V707-140-072-00	26 3		81 60
	196 16		27 2	V720-103-503-40	63 7
V704-140-022-00	47 5		28 12		67 16
	48 5		29 12	V720-103-503-80	62 7
	49 15		69 27	V720-103-504-00	65 10
	50 15		70 30		66 10
V704-140-025-00	17 5		70 35	V720-103-504-10	62 8
	18 5	V707-140-080-00	69 5		63 6
	20 3		70 20	V720-103-504-40	8 27
	21 7		70 27	V720-111-900-60	191 6
	23 12	V707-140-085-00	45 13		192 6
	36 4		46 15	V720-111-900-70	193 12
	37 4	V707-140-090-00	46 22		195 10
	40 5	V707-140-100-00	44 18		197 25
	41 5		45 23		197 25

Numerical Index

1747-097-100-10

Part Code	Fig. Key	Part Code	Fig. Key	Part Code	Fig. Key	
V720-112-401-00	77 4	V720-112-401-40	81 16	V720-112-402-00	81 6	
	78 51		81 25	81 10		
	78 65		81 27	V720-112-402-20	78 70	
	79 51		81 46		79 70	
	79 65		81 66		191 5	
	194 4		81 71		192 5	
	194 8		81 74	V720-113-502-40	14 12	
	194 12		174 4		15 12	
	V720-112-401-10		78 82	174 6	V720-113-502-60	16 4
			78 84	175 4		73 19
79 82		175 6		74 17		
79 84		176 15	V720-113-503-20	194 3		
80 13		178 17		194 7		
80 16		178 19	V720-113-503-40	79 19		
80 27		180 15	V720-113-503-80	77 2		
80 29		181 17		194 14		
V720-112-401-20		77 3	181 19	V720-113-504-40	59 8	
		78 52	193 10		78 2	
	78 62	193 13		79 2		
	79 52	195 8		200 19		
	79 62	195 11	V720-115-707-50	73 32		
	193 11	197 28		74 31		
	194 2	197 28	V721-103-105-00	16 5		
	194 6	207 17	V721-103-106-50	9 28		
	194 13	V720-112-401-60	77 9	10 24		
	195 9		78 71	V721-103-107-50	67 2	
197 21	79 71		V721-103-111-00	70 3		
197 21	173 2			70 10		
V720-112-401-40	21 9		194 17	V721-113-105-00	191 4	
	73 6		V720-112-401-80	78 63	192 4	
	73 23			79 63	V723-102-004-80	17 10
	74 21			133 13		18 10
	74 51			134 15	V723-102-005-30	17 9
	78 34			207 12		18 9
	78 53	V720-112-402-00		78 19	59 9	
	78 56			78 29		200 21
	79 34			78 39	V723-102-005-50	207 9
	79 53			78 44	V723-102-005-60	16 2
79 56	78 50			V723-111-501-60	78 45	
80 25	79 29			79 45		
80 50	79 39		V723-112-002-40	80 68		
80 70	79 44			81 64		
80 75	79 50		V730-101-401-00	78 66		
80 78	80 6			79 66		
81 13	80 10	V742-116-240-40	75 2			

Numerical Index

1747-097-100-10

Part Code	Fig.	Key	Part Code	Fig.	Key	Part Code	Fig.	Key
V742-116-240-40	76	2	V780-140-000-6T	77	10	V999-200-003-00	159	10
V742-155-700-60	68	17		194	15		159	20
V742-165-850-90	68	12	V782-160-000-2B	14	13		160	10
V744-114-250-70	191	3		15	13		160	20
V744-114-280-70	191	3-A	V782-160-000-2T	19	10		161	5
	192	3		78	31		161	10
V744-120-400-70	58	11		79	31		162	5
	59	16		80	14		162	10
V744-120-420-80	196	18		81	14		163	5
V744-120-470-70	22	11	V782-160-000-4B	45	24		163	10
V744-122-350-80	47	6		46	23		165	5
	48	6		70	31		165	10
	49	13		70	36		166	5
	50	13	V782-160-000-4T	73	7		166	10
V744-125-400-70	65	4		74	5		168	5
	66	4	V782-160-000-6B	26	8		168	10
V744-125-470-80	23	11		27	7		169	5
V744-145-600-90	73	28		28	6		169	10
	74	27		29	6		170	5
V760-150-000-00	36	5		69	29		170	10
	37	5	V782-160-000-6T	174	45		171	5
	72	5		175	45		171	10
	72	12		176	18		172	5
	74	40		177	20		172	10
V761-150-000-00	50	25		178	24	W201-261-206-00	190	2
	67	17		179	23	W296-133-206-40	142	14
	68	13		180	18	W296-134-007-00	96	22
	68	22		181	24		97	21
	69	37	V782-160-000-8B	14	15-A	W296-203-208-00	117	15
	74	45		15	15-A		119	15
V762-150-000-00	196	7		30	10			
V763-150-000-00	49	23		31	11			
	50	24	V782-160-000-8T	14	15			
	53	18		15	15			
	54	18	V889-001-242-40	159	9			
	67	9		159	19			
V767-400-000-00	200	4	V889-001-362-40	160	9			
	200	14		160	19			
V780-140-000-2T	78	48	V920-551-001-20	157	5			
	79	48	V920-551-401-70	157	6			
V780-140-000-4T	73	8	V920-551-902-20	157	7			
	74	6	V920-552-402-70	157	8			
	193	14	V936-150-015-00	157	3			
	195	12	V999-200-003-00	158	10			
V780-140-000-6T	19	9		158	20			

Alphabetical Index

6005-097-105-10

Description	Fig. Key	Description	Fig. Key	Description	Fig. Key
ADAPTER/250X090 ASSY	24 1	BOLT, SEMS/M10X20, 7T	12 2	CLAMP/WIRE/20-24	7 56
ADAPTER/R1/8	7 38	BOLT, SEMS/M12X40/7T	25 8		19 24
ARM/CONTROL	22 27	BOLT/CONNECTINGROD	15 6	CLAMP/WIRE/38-46	6 8
ARM/FLOATING COMP	22 18	BOLT/CRANK	17 10	CLAMP/WIRE/52-63	6 10
ARM/TENSION	24 2	BOLT/EYE	18 11	CLAMP/WORM/16-25	18 18
ARMATURE/STARTE ASSY	30 2	BOLT/FLANGE	17 8	CLIP/HOSE/18-22	18 25
BALL	30 17		20 4		19 8
BALL, STEEL	2 5	BOLT/M6	11 35	CLIP/HOSE/7. 6-8. 2	23 4
BAND/202	7 52		11 36	CLUTCH/STARTER ASSY	30 5
BEARING	11 48	BOLT/M6X10	22 16	COLLOR	31 3
	22 12	BOLT/THROUGH	30 16	CONNECTINGROD ASSY	15 5
	30 3	BOLT/WS	7 48	CONNECTOR/FUEL	23 1
	30 4		10 3	CONNECTOR/GLOWPLUG	26 5
BEARING, RB/6203	22 11		18 3	CONNECTOR/OILCOOLER	18 20
BEARING/BALL	31 6		30 15	CONTROLRACK	29 47
	31 11	BRACKET/ROCKERSHAFT	13 12	CONTROLSLEEVE	29 48
BEARING/CONNECTING R	15 7		13 13	COVER	30 23
BEARING/CRANK SET	7 11	BREATHER ASSY	7 39	COVER, BEARING	31 5
BEARING/CRANK/LOWER	7 13		7 39-A	COVER/BLOWBY	3 2
BEARING/CRANK/UPPER	7 12	BREATHER COMP	7 49		7 44
BEARING/THRUST/CRANK	7 14	BRG/CONROD/UN025 SET	8 5	COVER/BREATHER ASSY	7 40
	8 2	BRG/CONROD/UN050 SET	8 6	COVER/CYLINDER HEAD	3 1
	8 4	BRG/CRANK/UN025 SET	8 1	COVER/END/REAR	31 13
BELT/VNR5A40. 0	20 5	BRG/CRANK/UN050 SET	8 3	COVER/INJECTIONPUMP	7 26
BOLT	2 7	BRUSH	31 17	CRANKSHAFT ASSY	17 1
	5 4	BUSH	31 15		17 1-A
	7 2	BUSHING/DRAIN	30 20	CUP/SEALING/16	7 3
	7 50		30 20-A	CUP/SEALING/20	11 3
	11 42		30 20-B	CUP/SEALING/28	7 4
	13 18	CAMSHAFT	14 1	CUP/SEALING/36	7 5
	18 14	CAMSHAFT/INJPUMP	22 8	CUP/SEALING/50	2 2
	29 9	CAP	19 23		7 6
	29 51	CAP, OIL FILLER	3 5	CUTTER, VALVE	13 5
	31 9	CAP/OILFILLER	7 33	CYLINDERBLOCK ASSY	7 1
	31 10	CARTRIDGE/OILFILTER	18 9		7 1-A
	31 19	CLAMP	11 15		7 1-B
	31 20	CLAMP/STRAINER	18 7		7 1-C
	31 21	CLAMP/WIRE/10-15	9 7	CYLINDERHEAD ASSY	2 1
	31 22		19 7	DOWEL	7 22
	31 24	CLAMP/WIRE/13-18	3 11	EYEBOLT	29 49
BOLT, S/M6X12/7T	14 5		7 53	EYEBOLT/OILJET ASSY	7 36
	22 14		9 8	FAN/COOLING	20 1
BOLT, S/M6X35/7T	9 4	CLAMP/WIRE/16-20	3 10	FLANGEBOLT/M10X20	12 3
BOLT, S/M8X25/7T	5 3		7 54	FLANGEBOLT/M10X70	25 5
	5 3-A		18 24	FLANGEBOLT/M6X12	7 28

Alphabetical Index

6005-097-105-10

Description	Fig. Key	Description	Fig. Key	Description	Fig. Key
FLANGE BOLT/M6X16	11 39	GASKET/EXH MANIFOLD	27 7	INJECTIONNOZZLE ASSY	21 1
FLANGE BOLT/M8X16	11 12	GASKET/GEARCASE	11 29	INJECTIONPUMP ASSY	22 1
	18 8		27 14	JOINT	19 6
FLANGE BOLT/M8X20	19 11	GASKET/HOUSING	19 10	KEY/07X05X09	14 3
	19 21		27 20		22 10
	22 6	GASKET/INLETMANIFOLD	4 2	KEY/07X05X43	17 4
	25 3		27 6	LEVELGAGE	7 30
FLANGE BOLT/M8X25	4 3	GASKET/PLATE	11 41	LEVER/CONTROL COMP	22 24
	19 16		27 15	MANIFOLD/EXHAUST	5 1
FLANGE BOLT/M8X30	11 17	GASKET/SPACER	19 18	MANIFOLD/INLET	4 1
FLANGE BOLT/M8X45	19 20		27 19	NIPPLE	7 25
FLANGE BOLT/M8X50	11 13	GASKET/WATERPUMP	19 2	NOZZLE	28 16
FLANGE BOLT/M8X55	13 19		27 18	NUT	13 17
FLANGE BOLT/M8X60	11 14	GEAR/CAMSHAFT	14 2		28 18
FLANGE BOLT/M8X70	11 10	GEAR/CRANK	17 3		30 21
FLANGE BOLT/M8X75	11 9	GEAR/IDLE ASSY	14 6		30 22
	19 12	GEAR/INJECTIONPUMP	22 9		31 2
FLANGE BOLT/M8X85	11 8	GEARCASE ASSY	11 1		31 23
FLYWEIGHT ASSY	22 15		11 1-A		31 25
FLYWHEEL ASSY	17 5	GENERATOR ASSY	25 1	NUT, CAP/M8	11 21
FRAME/DRIVEEND ASSY	31 7	GLOWPLUG	26 3	NUT, SUS/M8	6 3
FRAME/END/REAR	31 12	GUIDE/LEVELGAGE COMP	7 31	NUT/CAP	3 7
FRAME/STARTEREND	30 10	HANGER/F	12 1	NUT/FLANGE	26 4
GASKET	3 8	HEATSHILD/NOZZLE	21 3	NUT/FLANGE/M10	25 6-A
	6 2	HOLDER/BRUSH ASSY	31 16	NUT/M08	11 11
	7 47	HOLDER/DELIVERYVALVE	29 5		13 20
	18 12	HOLDER/ JE/9-9	11 16		19 3
	18 16	HOLDER/NOZZLE ASSY	28 1		19 22
	21 5	HOLDER/RECTIFIE ASSY	31 14		22 7
	26 7	HOLDER/STARTER ASSY	30 11	NUT/M10	25 6
	27 5	HOSE/BREATHER	3 9	NUT/M6	11 37
	27 22		7 51		22 28
	27 23	HOSE/OILCOOLER/IN	18 22	NUT/M8	11 20
	27 24	HOSE/OILCOOLER/OUT	18 23		11 49
	27 25		18 23-A		11 51
	28 17	HOSE/RUBBER	6 7	NUT/NOZZLERETAINING	28 15
	29 4		6 9	OILCOOLER	18 19
	29 50		7 55	OILPAN	9 1
	29 52		9 6	OILPUMP ASSY	18 1
GASKET, NOZZLE	21 2		18 17	OILSEAL	7 15
GASKET/COVER	7 27		19 4		27 10
	27 11		19 5	O-RING	30 19
GASKET/CYLINDERHEAD	2 6		23 3	ORING	29 6
	27 3	HOUSING/STARTER ASSY	30 9		29 8
GASKET/EXH MANIFOLD	5 2	HOUSING/THERMOSTAT	19 9	O-RING/1A, P18	9 3

Alphabetical Index

6005-097-105-10

Description	Fig. Key	Description	Fig. Key	Description	Fig. Key
0-RING/1A, P18	11 34	PIPE/WATER/HOUSING	7 24-A	PLUG	13 11
0-RING/1A, P22A	18 6		7 46	PLUG/M14X1.5	9 2
	27 17		7 46-A	PLUG/PT1/2	2 3
0-RING/1A, P25	7 34	PIPE/WATERDRAIN	7 23	PLUG/PT1/4	11 2
0-RING/1A, P8	22 25	PISTON	15 1	PLUG/PT1/8	7 7
0-RING/1A, S50	11 44	PISTON(OV/050)	16 1	PLUG/SCREW	11 26
	27 16	PISTON(OV/100)	16 3	PLUNGER ASSY	29 1
0-RING/1A, S55	19 15	PISTON/VALVE/RELIEF	11 31	PULLEY	31 1
	27 21	PLATE	31 8	PULLEY/CRANK	17 9
PACKING	11 22	PLATE/ADJUST	25 2	PULLEY/WATERPUMP	20 2
PACKING/PCV	3 4	PLATE/FRONT	11 40		20 2-A
PIN	7 18	PLATE/REAR	10 1	PUSHROD	13 7
	7 29	PLATE/T=2.60	29 16	REGULATOR ASSY	31 26
	11 25	PLATE/T=2.65	29 17	REPAIR/ENGINESET	27 1
	29 11	PLATE/T=2.70	29 18	RESISTANCE/1.0	23 5
PIN, CONTROL	22 20	PLATE/T=2.75	29 19	RETAINER	30 7
PIN, ST, B/10X18	10 2	PLATE/T=2.80	29 20	RING SNAP	15 4
	17 2	PLATE/T=2.85	29 21	RING, SNAP/12 C	11 33
PIN/ARM	11 23	PLATE/T=2.90	29 22	RING, SNAP/4 E	22 21
PIN/GROOVE	11 28	PLATE/T=2.95	29 23	RING/PISTONSET	15 2
PIN/IDLEGEAR	7 8	PLATE/T=3.00	29 24	RING/SNAP	13 15
PIN/PISTON	15 3	PLATE/T=3.05	29 25	RINGGEAR	17 6
PIN/SNAP	11 24	PLATE/T=3.10	29 26	RINGPISTON/OV050 SET	16 2
PIN/SPRING	7 37	PLATE/T=3.15	29 27	RINGPISTON/OV100 SET	16 4
PIN/STRAIGHT	7 17	PLATE/T=3.20	29 28	RINK/CONTROL	22 19
	17 7	PLATE/T=3.25	29 29	ROCKERARM	13 9
	18 2	PLATE/T=3.30	29 30	ROCKERSHAFT ASSY	13 8
PIN/TUBE	7 16	PLATE/T=3.35	29 31	RORA	30 6
	11 45	PLATE/T=3.40	29 32	ROTOR ASSY	31 4
PINION/STARTER	30 8	PLATE/T=3.45	29 33	RUBBERFLANGE	7 41
PIPE, WATER DRAIN	9 5	PLATE/T=3.50	29 34	SCREW	30 14
PIPE, WATER OUTLET	19 14	PLATE/T=3.55	29 35	SCREW, SOCKET/M6X16	26 8
PIPE/FUEL	23 2	PLATE/T=3.60	29 36	SCREW, SOCKET/M6X20	18 4
PIPE/INJECTION ASSY	21 6	PLATE/T=3.65	29 37	SCREW/ADJUST	13 16
	21 7	PLATE/T=3.70	29 38	SCREW/TAPPING	3 3
	21 8	PLATE/T=3.75	29 39		7 45
PIPE/INLET	6 6	PLATE/T=3.80	29 40	SEAL, BEARING CAP	7 9
PIPE/OIL	7 32-A	PLATE/T=3.85	29 41		27 8
PIPE/OIL ASSY	18 10	PLATE/T=3.90	29 42	SEAL, BEARING CAP/7	7 10
	18 10-A	PLATE/T=3.95	29 43		27 9
PIPE/OIL COMP	7 32	PLATE/T=4.00	29 44	SEAL, OIL	2 4
	18 13	PLATE/T=4.05	29 45		11 7
PIPE/OILJET	7 35	PLATE/T=4.10	29 46		27 2
	7 35-A	PLATE/THRUST	14 4		27 12
PIPE/WATER/HOUSING	7 24	PLATE/THRUST/INJPUMP	22 13	SEAL/CYL HEAD/UNDER	3 6

Alphabetical Index

6005-097-105-10

Description	Fig. Key	Description	Fig. Key	Description	Fig. Key
SEAL/CYL HEAD/UNDER	27 4	SPRINGSEAT	28 13	WASHER/CORRUGATE	21 4
SEAT, VALVE SPRING	13 4		29 14	WASHER/OILCOOLER	18 21
SEAT/SPRING	7 42		29 15	WATERPUMP ASSY	19 1
SEAT/VALVESPRING	13 4-A	STARTER ASSY	25 7	YOKE/STARTER ASSY	30 1
SENSOR/REVOLUTION/R	11 38		25 7-A		
SHAFT/HYDRAULIC ASSY	11 47		25 7-B		
	11 47-A	STOPPER/FULLLOAD	11 19		
SHAFT/ROCKERARM ASSY	13 10		11 19-A		
SHIM/0. 10	28 2	STRAINER	18 5		
SHIM/0. 20	28 3	STUD	2 8		
SHIM/0. 30	28 4		5 5		
SHIM/0. 40	28 5		7 20		
SHIM/0. 50	28 6		11 4		
SHIM/0. 52	28 7		11 5		
SHIM/0. 54	28 8		11 6		
SHIM/0. 56	28 9		11 46		
SHIM/0. 58	28 10	STUD/M8X25/7T	6 5		
SHIM/0. 80	28 11	STUD/M8X40	7 19		
SHIM/INJECTIONPUMP	22 2		19 19		
	22 3	STUD/M8X60/7T	7 21		
	22 4	SWITCH/MAGNETIC ASSY	30 13		
	22 5		30 13-A		
SHORTBLOCKENGIN ASSY	1 1		30 13-B		
SLEEVEFLANGE	29 7	SWITCH/OILPRESSURE	26 1		
SNAPRING	29 12	TAPPET	13 6		
SOLENOID	26 6		29 10		
SPACER	11 43	THERMOMETER	26 2		
	28 14	THERMOSTAT	19 13		
SPACER/FAN/68	20 3	THRUSTPIECE	22 17		
SPACER/WATERPUMP	19 17	TURBOCHARGER ASSY	6 1		
SPRING	7 43	VALVE, DELIVERY	29 2		
	13 14	VALVE/EXHAUST	13 2		
	31 18	VALVE/INTAKE	13 1		
SPRING, BRUSH	30 12	VALVE/RELIEF ASSY	11 30		
SPRING, NOZZLE	28 12	WASHER, PL/M6	22 29		
SPRING, RETURN	22 26	WASHER, PL/M8	6 4		
SPRING/DELIVERYVALVE	29 3	WASHER, SP/M6	18 15		
SPRING/GOVERNOR	22 23		22 30		
SPRING/IDLE	22 32		26 9		
SPRING/PLUNGER	29 13	WASHER, SP/M8	11 50		
SPRING/RELIEF VALVE	11 32		11 52		
SPRING/RETURN	30 18	WASHER/08X14X01	11 18		
SPRING/SETTING	22 22		11 27		
SPRING/STARTING	22 31		27 13		
SPRING/VALVE	13 3	WASHER/9X22X2	25 4		

Alphabetical Index

6005-097-115-10

Description	Fig. Key	Description	Fig. Key	Description	Fig. Key
ADAPTER/250X090 ASSY	24 1	BOLT, SEMS/M10X20, 7T	12 2	CLAMP/WIRE/38-46	6 8
ADAPTER/R1/8	7 38	BOLT, SEMS/M12X40/7T	25 8	CLAMP/WIRE/52-63	6 10
ARM/CONTROL	22 27	BOLT/CONNECTINGROD	15 6	CLAMP/WORM/16-25	18 18
ARM/FLOATING COMP	22 18	BOLT/CRANK	17 10	CLIP/HOSE/18-22	18 25
ARM/TENSION	24 2	BOLT/EYE	18 11		19 8
ARMATURE/STARTE ASSY	30 2	BOLT/FLANGE	17 8	CLIP/HOSE/7. 6-8. 2	23 4
BALL	30 17		20 4	CLUTCH/STARTER ASSY	30 5
BALL, STEEL	2 5	BOLT/M6	11 35	COLLOR	31 3
BAND/202	7 52		11 36	CONNECTINGROD ASSY	15 5
BEARING	11 48	BOLT/M6X10	22 16	CONNECTOR/FUEL	23 1
	22 12	BOLT/THROUGH	30 16	CONNECTOR/GLOWPLUG	26 5
	30 3	BOLT/WS	7 48	CONNECTOR/OILCOOLER	18 20
	30 4		10 3	CONTROLRACK	29 47
BEARING, RB/6203	22 11		18 3	CONTROLSLEEVE	29 48
BEARING/BALL	31 6		30 15	COVER	30 23
	31 11	BRACKET/ROCKERSHAFT	13 12	COVER, BEARING	31 5
BEARING/CONNECTING R	15 7		13 13	COVER/BLOWBY	3 2
BEARING/CRANK SET	7 11	BREATHER ASSY	7 39		7 44
BEARING/CRANK/LOWER	7 13		7 39-A	COVER/BREATHER ASSY	7 40
BEARING/CRANK/UPPER	7 12	BREATHER COMP	7 49	COVER/CYLINDER HEAD	3 1
BEARING/THRUST/CRANK	7 14	BRG/CONROD/UN025 SET	8 5	COVER/END/REAR	31 13
	8 2	BRG/CONROD/UN050 SET	8 6	COVER/INJECTIONPUMP	7 26
	8 4	BRG/CRANK/UN025 SET	8 1	CRANKSHAFT ASSY	17 1
BELT/VNR5A40. 0	20 5	BRG/CRANK/UN050 SET	8 3		17 1-A
BOLT	2 7	BRUSH	31 17	CUP/SEALING/16	7 3
	5 4	BUSH	31 15	CUP/SEALING/20	11 3
	7 2	BUSHING/DRAIN	30 20	CUP/SEALING/28	7 4
	7 50		30 20-A	CUP/SEALING/36	7 5
	11 42		30 20-B	CUP/SEALING/50	2 2
	13 18	CAMSHAFT	14 1		7 6
	18 14	CAMSHAFT/INJPUMP	22 8	CUTTER, VALVE	13 5
	29 9	CAP, OIL FILLER	3 5	CYLINDERBLOCK ASSY	7 1
	29 51	CAP/OILFILLER	7 33		7 1-A
	31 9	CARTRIDGE/OILFILTER	18 9		7 1-B
	31 10	CLAMP	11 15		7 1-C
	31 19	CLAMP/STRAINER	18 7	CYLINDERHEAD ASSY	2 1
	31 20	CLAMP/WIRE/10-15	9 7	DOWEL	7 22
	31 21		19 7	EYEBOLT	29 49
	31 22	CLAMP/WIRE/13-18	3 11	EYEBOLT/OILJET ASSY	7 36
	31 24		7 53	FAN/COOLING	20 1
BOLT, S/M6X12/7T	14 5		9 8	FLANGEBOLT/M10X20	12 3
	22 14	CLAMP/WIRE/16-20	3 10	FLANGEBOLT/M10X70	25 5
BOLT, S/M6X35/7T	9 4		7 54	FLANGEBOLT/M6X12	7 28
BOLT, S/M8X25/7T	5 3		18 24	FLANGEBOLT/M6X16	11 39
	5 3-A	CLAMP/WIRE/20-24	7 56	FLANGEBOLT/M8X16	11 12

Alphabetical Index

6005-097-115-10

Description	Fig. Key	Description	Fig. Key	Description	Fig. Key
FLANGE BOLT/M8X16	18 8	GASKET/GEARCASE	27 14	JOINT	19 6
FLANGE BOLT/M8X20	19 11	GASKET/HOUSING	19 10	KEY/07X05X09	14 3
	19 21		27 20		22 10
	22 6	GASKET/INLETMANIFOLD	4 2	KEY/07X05X43	17 4
	25 3		27 6	LEVELGAGE	7 30
FLANGE BOLT/M8X25	4 3	GASKET/PLATE	11 41	LEVER/CONTROL COMP	22 24
	19 16		27 15	MANIFOLD/EXHAUST	5 1
FLANGE BOLT/M8X30	11 17	GASKET/SPACER	19 18	MANIFOLD/INLET	4 1
FLANGE BOLT/M8X45	19 20		27 19	NIPPLE	7 25
FLANGE BOLT/M8X50	11 13	GASKET/WATERPUMP	19 2	NOZZLE	28 16
FLANGE BOLT/M8X55	13 19		27 18	NUT	13 17
FLANGE BOLT/M8X60	11 14	GEAR/CAMSHAFT	14 2		28 18
FLANGE BOLT/M8X70	11 10	GEAR/CRANK	17 3		30 21
FLANGE BOLT/M8X75	11 9	GEAR/IDLE ASSY	14 6		30 22
	19 12	GEAR/INJECTIONPUMP	22 9		31 2
FLANGE BOLT/M8X85	11 8	GEARCASE ASSY	11 1		31 23
FLYWEIGHT ASSY	22 15		11 1-A		31 25
FLYWHEEL ASSY	17 5	GENERATOR ASSY	25 1	NUT, CAP/M8	11 21
FRAME/DRIVEEND ASSY	31 7	GLOWPLUG	26 3	NUT, SUS/M8	6 3
FRAME/END/REAR	31 12	GUIDE/LEVELGAGE COMP	7 31	NUT/CAP	3 7
FRAME/STARTEREND	30 10	HANGER/F	12 1	NUT/FLANGE	26 4
GASKET	3 8	HEATSHILD/NOZZLE	21 3	NUT/FLANGE/M10	25 6-A
	6 2	HOLDER/BRUSH ASSY	31 16	NUT/M08	11 11
	7 47	HOLDER/DELIVERYVALVE	29 5		13 20
	18 12	HOLDER/JE/9-9	11 16		19 3
	18 16	HOLDER/NOZZLE ASSY	28 1		19 22
	21 5	HOLDER/RECTIFIE ASSY	31 14		22 7
	26 7	HOLDER/STARTER ASSY	30 11	NUT/M10	25 6
	27 5	HOSE/BREATHER	3 9	NUT/M6	11 37
	27 22		7 51		22 28
	27 23	HOSE/OILCOOLER/IN	18 22	NUT/M8	11 20
	27 24	HOSE/OILCOOLER/OUT	18 23		11 49
	27 25		18 23-A		11 51
	28 17	HOSE/RUBBER	6 7	NUT/NOZZLERETAINING	28 15
	29 4		6 9	OILCOOLER	18 19
	29 50		7 55	OILPAN	9 1
	29 52		9 6	OILPUMP ASSY	18 1
GASKET, NOZZLE	21 2		18 17	OILSEAL	7 15
GASKET/COVER	7 27		19 4		27 10
	27 11		19 5	O-RING	30 19
GASKET/CYLINDERHEAD	2 6		23 3	ORING	29 6
	27 3	HOUSING/STARTER ASSY	30 9		29 8
GASKET/EXH MANIFOLD	5 2	HOUSING/THERMOSTAT	19 9	O-RING/1A, P18	9 3
	27 7	INJECTIONNOZZLE ASSY	21 1		11 34
GASKET/GEARCASE	11 29	INJECTIONPUMP ASSY	22 1	O-RING/1A, P22A	18 6

Alphabetical Index

6005-097-115-10

Description	Fig. Key	Description	Fig. Key	Description	Fig. Key
O-RING/1A, P22A	27 17	PIPE/WATER/HOUSING	7 46-A	PLUG/PT1/2	2 3
O-RING/1A, P25	7 34	PIPE/WATERDRAIN	7 23	PLUG/PT1/4	11 2
O-RING/1A, P8	22 25	PISTON	15 1	PLUG/PT1/8	7 7
O-RING/1A, S50	11 44	PISTON(OV/050)	16 1	PLUG/SCREW	11 26
	27 16	PISTON(OV/100)	16 3	PLUNGER ASSY	29 1
O-RING/1A, S55	19 15	PISTON/VALVE/RELIEF	11 31	PULLEY	31 1
	27 21	PLATE	31 8	PULLEY/CRANK	17 9
PACKING	11 22	PLATE/ADJUST	25 2	PULLEY/WATERPUMP	20 2
PACKING/PCV	3 4	PLATE/FRONT	11 40		20 2-A
PIN	7 18	PLATE/REAR	10 1	PUSHROD	13 7
	7 29	PLATE/T=2. 60	29 16	REGULATOR ASSY	31 26
	11 25	PLATE/T=2. 65	29 17	REPAIR/ENGINESET	27 1
	29 11	PLATE/T=2. 70	29 18	RESISTANCE/1. 0	23 5
PIN, CONTROL	22 20	PLATE/T=2. 75	29 19	RETAINER	30 7
PIN, ST, B/10X18	10 2	PLATE/T=2. 80	29 20	RING SNAP	15 4
	17 2	PLATE/T=2. 85	29 21	RING, SNAP/12 C	11 33
PIN/ARM	11 23	PLATE/T=2. 90	29 22	RING, SNAP/4 E	22 21
PIN/GROOVE	11 28	PLATE/T=2. 95	29 23	RING/PISTONSET	15 2
PIN/IDLEGEAR	7 8	PLATE/T=3. 00	29 24	RING/SNAP	13 15
PIN/PISTON	15 3	PLATE/T=3. 05	29 25	RINGGEAR	17 6
PIN/SNAP	11 24	PLATE/T=3. 10	29 26	RINGPISTON/OV050 SET	16 2
PIN/SPRING	7 37	PLATE/T=3. 15	29 27	RINGPISTON/OV100 SET	16 4
PIN/STRAIGHT	7 17	PLATE/T=3. 20	29 28	RINK/CONTROL	22 19
	17 7	PLATE/T=3. 25	29 29	ROCKERARM	13 9
	18 2	PLATE/T=3. 30	29 30	ROCKERSHAFT ASSY	13 8
PIN/TUBE	7 16	PLATE/T=3. 35	29 31	RORA	30 6
	11 45	PLATE/T=3. 40	29 32	ROTOR ASSY	31 4
PINION/STARTER	30 8	PLATE/T=3. 45	29 33	RUBBERFLANGE	7 41
PIPE, WATER DRAIN	9 5	PLATE/T=3. 50	29 34	SCREW	30 14
PIPE, WATER OUTLET	19 14	PLATE/T=3. 55	29 35	SCREW, SOCKET/M6X16	26 8
PIPE/FUEL	23 2	PLATE/T=3. 60	29 36	SCREW, SOCKET/M6X20	18 4
PIPE/INJECTION ASSY	21 6	PLATE/T=3. 65	29 37	SCREW/ADJUST	13 16
	21 7	PLATE/T=3. 70	29 38	SCREW/TAPPING	3 3
	21 8	PLATE/T=3. 75	29 39		7 45
PIPE/INLET	6 6	PLATE/T=3. 80	29 40	SEAL, BEARING CAP	7 9
PIPE/OIL	7 32-A	PLATE/T=3. 85	29 41		27 8
PIPE/OIL ASSY	18 10	PLATE/T=3. 90	29 42	SEAL, BEARING CAP/7	7 10
	18 10-A	PLATE/T=3. 95	29 43		27 9
PIPE/OIL COMP	7 32	PLATE/T=4. 00	29 44	SEAL, OIL	2 4
	18 13	PLATE/T=4. 05	29 45		11 7
PIPE/OILJET	7 35	PLATE/T=4. 10	29 46		27 2
	7 35-A	PLATE/THRUST	14 4		27 12
PIPE/WATER/HOUSING	7 24	PLATE/THRUST/INJPUMP	22 13	SEAL/CYL HEAD/UNDER	3 6
	7 24-A	PLUG	13 11		27 4
	7 46	PLUG/M14X1. 5	9 2	SEAT, VALVE SPRING	13 4

Alphabetical Index

6005-097-115-10

Description	Fig. Key	Description	Fig. Key	Description	Fig. Key
SEAT/SPRING	7 42	SPRINGSEAT	29 15	WATERPUMP ASSY	19 1
SEAT/VALVESPRING	13 4-A	STARTER ASSY	25 7	YOKE/STARTER ASSY	30 1
SENSOR/REVOLUTION/R	11 38		25 7-A		
SHAFT/HYDRAULIC ASSY	11 47		25 7-B		
	11 47-A	STOPPER/FULLLOAD	11 19		
SHAFT/ROCKERARM ASSY	13 10		11 19-A		
SHIM/0. 10	28 2	STRAINER	18 5		
SHIM/0. 20	28 3	STUD	2 8		
SHIM/0. 30	28 4		5 5		
SHIM/0. 40	28 5		7 20		
SHIM/0. 50	28 6		11 4		
SHIM/0. 52	28 7		11 5		
SHIM/0. 54	28 8		11 6		
SHIM/0. 56	28 9		11 46		
SHIM/0. 58	28 10	STUD/M8X25/7T	6 5		
SHIM/0. 80	28 11	STUD/M8X40	7 19		
SHIM/INJECTIONPUMP	22 2		19 19		
	22 3	STUD/M8X60/7T	7 21		
	22 4	SWITCH/MAGNETIC ASSY	30 13		
	22 5		30 13-A		
SHORTBLOCKENGIN ASSY	1 1		30 13-B		
SLEEVEFLANGE	29 7	SWITCH/OILPRESSURE	26 1		
SNAPRING	29 12	TAPPET	13 6		
SOLENOID	26 6		29 10		
SPACER	11 43	THERMOMETER	26 2		
	28 14	THERMOSTAT	19 13		
SPACER/FAN/68	20 3	THRUSTPIECE	22 17		
SPACER/WATERPUMP	19 17	TURBOCHARGER ASSY	6 1		
SPRING	7 43	VALVE, DELIVERY	29 2		
	13 14	VALVE/EXHAUST	13 2		
	31 18	VALVE/INTAKE	13 1		
SPRING, BRUSH	30 12	VALVE/RELIEF ASSY	11 30		
SPRING, NOZZLE	28 12	WASHER, PL/M6	22 29		
SPRING, RETURN	22 26	WASHER, PL/M8	6 4		
SPRING/DELIVERYVALVE	29 3	WASHER, SP/M6	18 15		
SPRING/GOVERNOR	22 23		22 30		
SPRING/IDLE	22 32		26 9		
SPRING/PLUNGER	29 13	WASHER, SP/M8	11 50		
SPRING/RELIEF VALVE	11 32		11 52		
SPRING/RETURN	30 18	WASHER/08X14X01	11 18		
SPRING/SETTING	22 22		11 27		
SPRING/STARTING	22 31		27 13		
SPRING/VALVE	13 3	WASHER/9X22X2	25 4		
SPRINGSEAT	28 13	WASHER/CORRUGATE	21 4		
	29 14	WASHER/OILCOOLER	18 21		

Alphabetical Index

6008-097-290-10

Description	Fig. Key	Description	Fig. Key	Description	Fig. Key
ADAPTER/260X120 ASSY	24 1	BOLT, S/M6X35/7T	8 4	CONNECTOR/GLOWPLUG	26 6
ADAPTER/260X135 ASSY	23 1	BOLT, S/M8X25/7T	5 3	CONNECTOR/OILFILTER	6 25
ARM/CONTROL	21 29	BOLT, SEMS/M12X40/7T	25 8	CONTROLRACK	29 48
ARM/FLOATING COMP	21 20	BOLT, SEMS/M8X35	5 9	CONTROLSLEEVE	29 49
ARM/TENSION	23 2	BOLT/CONNECTINGROD	14 6	COVER, BEARING	31 5
	24 2	BOLT/FLANGE	16 8	COVER/BLOWBY	3 5
ARMATURE/STARTE ASSY	30 2		19 4	COVER/CYLINDER/HEAD	3 1
BALL	30 15		25 5	COVER/END/REAR	31 13
BALL, STEEL	2 5	BOLT/M6	10 29	COVER/HOUSING	18 12
BEARING	10 48		10 30	COVER/INJECTIONPUMP	6 26
	10 49	BOLT/M6X10	21 18	CRANKSHAFT ASSY	16 1
	30 4	BOLT/M8X55/7T	5 4	CUP/SEALING/16	6 3
BEARING/BALL	21 13	BOLT/THROUGH	30 18	CUP/SEALING/20	2 6
	30 3	BOLT/WS	9 3		10 3
	31 6		17 6	CUP/SEALING/28	6 4
	31 11		18 14	CUP/SEALING/36	6 5
BEARING/CONNECTING R	14 7	BRACKET/ROCKERSHAFT	12 12	CUP/SEALING/50	2 2
BEARING/CRANK SET	6 12		12 13		6 6
BEARING/CRANK/LOWER	6 14	BRG/CONROD/UN025 SET	7 5	CUTTER, VALVE	12 5
BEARING/CRANK/UPPER	6 13	BRG/CONROD/UN050 SET	7 6	CYLINDERBLOCK ASSY	6 1
BEARING/THRUST/CRANK	6 15	BRG/CRANK/UN025 SET	7 1		6 1-A
	7 2	BRG/CRANK/UN050 SET	7 3	CYLINDERHEAD ASSY	2 1
	7 4	BRUSH	31 17		2 1-A
BELT/VNR5A41. 0	19 5	BUSH	31 15	DOWEL	6 23
BODY/OILPUMP	17 2	BUSHING/DRAIN	30 22	EYEBOLT	29 50
BOLT	2 8		30 22-A	FAN/COOLING	19 1
	6 2		30 22-B	FLANGEBOLT/M6X10	10 35
	8 5	CAMSHAFT	13 1	FLANGEBOLT/M6X12	6 28
	10 41	CAMSHAFT/INJECTION P	21 10	FLANGEBOLT/M6X16	10 33
	12 18	CAP	18 22	FLANGEBOLT/M8X16	17 10
	16 11	CAP, OIL FILLER	3 7	FLANGEBOLT/M8X20	10 7
	18 7	CAP/OILFILLER	6 32		11 2
	29 10	CAP/RABBER	30 24		21 9
	29 52	CARTRIDGE/OILFILTER	17 11		25 3
	31 9	CLAMP	10 10	FLANGEBOLT/M8X25	4 3
	31 10	CLAMP, 7	10 34		18 16
	31 19	CLAMP/WIRE/20-24	18 23	FLANGEBOLT/M8X30	10 11
	31 20	CLIP ASSY	20 10	FLANGEBOLT/M8X50	10 8
	31 21		20 10-A		18 6
	31 22	CLIP/HOSE/18-22	18 10	FLANGEBOLT/M8X55	12 19
	31 24	CLIP/HOSE/7. 6-8. 2	22 4	FLANGEBOLT/M8X60	10 9
BOLT (WS)	10 46	CLUTCH/STARTER ASSY	30 5	FLANGEBOLT/M8X75	18 17
BOLT, S/M6X12/7T	13 5	COLLOR	31 3	FLANGEBOLT/M8X90	10 5
	21 16	CONNECTINGROD ASSY	14 5	FLYWEIGHT ASSY	21 17
BOLT, S/M6X20/7T	18 21	CONNECTOR/FUEL	22 1	FLYWHEEL ASSY	16 5

Alphabetical Index

6008-097-290-10

Description	Fig. Key	Description	Fig. Key	Description	Fig. Key
FRAME/DRIVEEND ASSY	31 7	HOLDER/RECTIFIE ASSY	31 14	OILSEAL	6 16
FRAME/END/REAR	31 12	HOSE/RUBBER	3 11		10 4
FRAME/STARTEREND	30 10		22 3		27 10
GASKET	3 10	HOSE/RUBBER/230	18 3		27 12
	20 5	HOSERUBBER	18 9	O-RING	30 21
	26 8	HOUSING/STARTER ASSY	30 6	ORING	29 6
	27 5	HOUSING/THERMOSTAT	18 11		29 9
	27 22	INJECTIONNOZZLE ASSY	20 1	O-RING/1A, P18	8 3
	28 17	INJECTIONPUMP ASSY	21 1		10 28
	29 4	KEY/07X05X09	13 3	O-RING/1A, P22A	17 9
	29 51		21 12		27 17
	29 53	KEY/07X05X43	16 4	O-RING/1A, P25	6 33
GASKET, NOZZLE	20 2	LEVELGAGE	6 30	O-RING/1A, P8	21 27
GASKET/COVER	6 27	LEVER/CONTROL COMP	21 26	O-RING/1A, S63	10 43
	27 11	LINK/CONTROL	21 21		18 20
GASKET/CYLINDERHEAD	2 7	MANIFOLD/EXHAUST	5 1		27 16
	27 3	MANIFOLD/INLET ASSY	4 1		27 21
GASKET/EXHAUST MANIF	5 2	NOZZLE	28 16	O-RING/1B, G50 HS90	18 5
	27 7	NUT	10 31		27 18
GASKET/GEARCASE	10 23		12 17	PACKING	10 16
	27 14		28 18	PIN	6 19
GASKET/HOUSING	18 13		30 20		6 29
	18 15		30 23		10 19
	27 19		31 2		29 12
	27 20		31 23	PIN, CONTROL	21 22
GASKET/INLETMANIFOLD	4 2		31 25	PIN, ST, B/10X18	9 2
	27 6	NUT, CAP/M8	10 15		16 2
GASKET/PLATE	10 40	NUT/CAP	3 9	PIN/ARM	10 17
	27 15	NUT/FLANGE	26 5	PIN/GROOVE	10 22
GEAR/CAMSHAFT	13 2	NUT/FLANGE/M10	25 6-A	PIN/IDLEGEAR	6 9
GEAR/CRANK	16 3	NUT/M08	5 6	PIN/PISTON	14 3
GEAR/IDLE ASSY	13 6		10 6	PIN/SNAP	10 18
GEAR/INJECTIONPUMP	21 11		12 20	PIN/STRAIGHT	6 18
GEAR/OILPUMP ASSY	17 3		18 8		16 7
GEARCASE ASSY	10 1		21 7		17 5
	10 1-A	NUT/M10	10 52	PIN/TUBE	6 17
GENERATOR ASSY	25 1		25 6		10 44
GLOWPLUG	26 4	NUT/M6	21 30	PINION/STARTER	30 11
GUIDE/LEVELGAGE COMP	6 31	NUT/M8	10 14		30 12
HANGER/F	11 1		10 50	PIPE/FUEL	22 2
HEATSHILD/NOZZLE	20 3		10 54	PIPE/INJECTION ASSY	20 6
HOLDER/BRUSH ASSY	30 8	NUT/M8/7T	5 7		20 7
	31 16	NUT/NOZZLERETAINING	28 15		20 8
HOLDER/DELIVERYVALVE	29 5	OILPAN	8 1		20 9
HOLDER/NOZZLEASSY	28 1	OILPUMP ASSY	17 1	PIPE/WATER/HOUSING	18 2

Alphabetical Index

6008-097-290-10

Description	Fig. Key	Description	Fig. Key	Description	Fig. Key
PIPE/WATER/HOUSING	18 2-A	PLUG/M14X1.5	8 2	SEAL/CYLINDER HEAD C	3 8
PIPE/WATERDRAIN	6 24	PLUG/M16X1.5	26 3		27 4
PIPE/WATEROUTLET	18 19	PLUG/PT1/2	2 3	SEAT, VALVE SPRING	12 4
PISTON	14 1		6 8	SEAT/SPRING	3 4
PISTON(OV/050)	15 1	PLUG/PT1/4	10 2	SEAT/VALVESPRING	12 4-A
PISTON(OV/100)	15 3	PLUG/PT1/8	6 7	SENSOR/REVOLUTION/R	10 32
PISTON/VALVE/RELIEF	10 25	PLUG/SCREW	10 20	SHAFT/HYDRAULIC ASSY	10 47
PLATE	31 8	PLUNGER ASSY	29 1	SHAFT/ROCKERARM ASSY	12 10
PLATE/ADJUST	25 2	PULLEY	31 1	SHIM/0.10	28 2
PLATE/FRONT	10 39	PULLEY/CRANK	16 9	SHIM/0.20	28 3
PLATE/REAR	9 1	PULLEY/WATERPUMP	19 2	SHIM/0.30	28 4
PLATE/T=2.60	29 17		19 2-A	SHIM/0.40	28 5
PLATE/T=2.65	29 18	PUSHROD	12 7	SHIM/0.50	28 6
PLATE/T=2.70	29 19	R. B. B	21 14	SHIM/0.52	28 7
PLATE/T=2.75	29 20	REGULATOR ASSY	31 26	SHIM/0.54	28 8
PLATE/T=2.80	29 21	REPAIR/ENGINESET	27 1	SHIM/0.56	28 9
PLATE/T=2.85	29 22	RESISTANCE/1.0	22 5	SHIM/0.58	28 10
PLATE/T=2.90	29 23	RETAINER	30 14	SHIM/0.80	28 11
PLATE/T=2.95	29 24	RING SNAP	14 4	SHIM/INJECTION P/0.2	21 3
PLATE/T=3.00	29 25	RING, SNAP/12 C	10 27	SHIM/INJECTION P/0.3	21 2
PLATE/T=3.05	29 26	RING, SNAP/16 C	12 15	SHIM/INJECTION P/0.4	21 4
PLATE/T=3.10	29 27	RING, SNAP/4 E	21 23	SHIM/INJECTION P/0.5	21 5
PLATE/T=3.15	29 28	RING/PISTONSET	14 2	SHORTBLOCKENGIN ASSY	1 1
PLATE/T=3.20	29 29	RINGGEAR	16 6	SLEEVEFLANGE	29 7
PLATE/T=3.25	29 30	RINGPISTON/OV050 SET	15 2		29 8
PLATE/T=3.30	29 31	RINGPISTON/OV100 SET	15 4	SNAPRING	29 13
PLATE/T=3.35	29 32	ROCKERARM	12 9	SOLENOID	26 7
PLATE/T=3.40	29 33	ROCKERSHAFT ASSY	12 8	SPACER	28 14
PLATE/T=3.45	29 34	RORA	30 13	SPACER/FAN/80	19 3
PLATE/T=3.50	29 35	ROTOR ASSY	31 4	SPACER/HYDRAULIC	10 42
PLATE/T=3.55	29 36	ROTOR/OUTER	17 4	SPACER/WATERPUMP	18 4
PLATE/T=3.60	29 37	RUBBERFLANGE	3 2	SPRING	3 3
PLATE/T=3.65	29 38	SCREW	30 17		12 14
PLATE/T=3.70	29 39		30 19		31 18
PLATE/T=3.75	29 40	SCREW ADJUST	12 16	SPRING, RETURN	21 28
PLATE/T=3.80	29 41	SCREW, SOCKET/M6X16	26 9	SPRING/DELIVERYVALVE	29 3
PLATE/T=3.85	29 42	SCREW, SOCKET/M6X20	17 7	SPRING/GOVERNOR	21 25
PLATE/T=3.90	29 43	SCREW, SOCKET/M8X20	21 6	SPRING/IDLE	21 34
PLATE/T=3.95	29 44	SCREW/TAPPING	3 6	SPRING/PLUNGER	29 14
PLATE/T=4.00	29 45	SEAL, BEARING CAP	6 10	SPRING/RELIEF VALVE	10 26
PLATE/T=4.05	29 46		27 8	SPRING/RETURN	30 16
PLATE/T=4.10	29 47	SEAL, BEARING CAP/7	6 11	SPRING/SETTING	21 24
PLATE/THRUST	13 4		27 9	SPRING/STARTER	30 9
PLATE/THRUST/INJPUMP	21 15	SEAL, OIL	2 4	SPRING/STARTING	21 33
PLUG	12 11		27 2	SPRING/VALVE	12 3

Alphabetical Index

Description	Fig. Key	Description	Fig. Key	Description	Fig. Key
SPRINGNOZZLE	28 12	WASHER/CORRUGATE	20 4		
SPRINGSEAT	28 13	WATERPUMP ASSY	18 1		
	29 15	YOKE/STARTER ASSY	30 1		
	29 16				
STARTER ASSY	25 7				
	25 7-A				
	25 7-B				
STOPPER/FULLLOAD	10 13				
	10 13-A				
STRAINER	17 8				
STUD	2 9				
	5 5				
	5 10				
	6 21				
	6 22				
	10 36				
STUD/M10X25	10 45				
STUD/M8X30	10 38				
STUD/M8X35/7T	10 37				
STUD/M8X60/7T	6 20				
SWITCH/MAGNETIC ASSY	30 7				
SWITCH/OILPRESSURE	26 1				
TAPPET	12 6				
	29 11				
THERMOMETER	26 2				
THERMOSTAT	18 18				
THRUSTPIECE	21 19				
VALVE, DELIVERY	29 2				
VALVE/EXHAUST	12 2				
VALVE/INTAKE	12 1				
VALVE/RELIEF ASSY	10 24				
WASHER	16 10				
	16 10-A				
WASHER, PL/M6	21 31				
WASHER, SP/M10	10 53				
WASHER, SP/M6	21 32				
	26 10				
WASHER, SP/M8	5 8				
	10 51				
	10 55				
	21 8				
WASHER/08X14X01	10 12				
	10 21				
	27 13				
WASHER/9X22X2	25 4				

Alphabetical Index

6008-097-300-10

Description	Fig. Key	Description	Fig. Key	Description	Fig. Key
ADAPTER/260X120 ASSY	24 1	BOLT, S/M6X35/7T	8 4	CONTROLRACK	29 48
ADAPTER/260X135 ASSY	23 1	BOLT, S/M8X25/7T	5 3	CONTROLSLEEVE	29 49
ARM/CONTROL	21 29	BOLT, SEMS/M12X40/7T	25 8	COVER, BEARING	31 5
ARM/FLOATING COMP	21 20	BOLT, SEMS/M8X35	5 9	COVER/BLOWBY	3 5
ARM/TENSION	23 2	BOLT/CONNECTINGROD	14 6	COVER/CYLINDER/HEAD	3 1
	24 2	BOLT/FLANGE	16 8	COVER/END/REAR	31 13
ARMATURE/STARTE ASSY	30 2		19 4	COVER/HOUSING	18 12
BALL	30 15		25 5	COVER/INJECTIONPUMP	6 26
BALL, STEEL	2 5	BOLT/M6	10 29	CRANKSHAFT ASSY	16 1
BEARING	10 48		10 30	CUP/SEALING/16	6 3
	10 49	BOLT/M6X10	21 18	CUP/SEALING/20	2 6
	30 4	BOLT/M8X55/7T	5 4		10 3
BEARING/BALL	21 13	BOLT/THROUGH	30 18	CUP/SEALING/28	6 4
	30 3	BOLT/WS	9 3	CUP/SEALING/36	6 5
	31 6		17 6	CUP/SEALING/50	2 2
	31 11		18 14		6 6
BEARING/CONNECTING R	14 7	BRACKET/ROCKERSHAFT	12 12	CUTTER, VALVE	12 5
BEARING/CRANK SET	6 12		12 13	CYLINDERBLOCK ASSY	6 1
BEARING/CRANK/LOWER	6 14	BRG/CONROD/UN025 SET	7 5		6 1-A
BEARING/CRANK/UPPER	6 13	BRG/CONROD/UN050 SET	7 6	CYLINDERHEAD ASSY	2 1
BEARING/THRUST/CRANK	6 15	BRG/CRANK/UN025 SET	7 1		2 1-A
	7 2	BRG/CRANK/UN050 SET	7 3	DOWEL	6 23
	7 4	BRUSH	31 17	EYEBOLT	29 50
BELT/VNR5A41. 0	19 5	BUSH	31 15	FAN/COOLING	19 1
BODY/OILPUMP	17 2	BUSHING/DRAIN	30 22	FLANGEBOLT/M6X10	10 35
BOLT	2 8		30 22-A	FLANGEBOLT/M6X12	6 28
	6 2		30 22-B	FLANGEBOLT/M6X16	10 33
	8 5	CAMSHAFT	13 1	FLANGEBOLT/M8X16	17 10
	10 41	CAMSHAFT/INJECTION P	21 10	FLANGEBOLT/M8X20	10 7
	12 18	CAP, OIL FILLER	3 7		11 2
	16 11	CAP/OILFILLER	6 32		21 9
	18 7	CAP/RABBER	30 24		25 3
	29 10	CARTRIDGE/OILFILTER	17 11	FLANGEBOLT/M8X25	4 3
	29 52	CLAMP	10 10		18 16
	31 9	CLAMP, 7	10 34	FLANGEBOLT/M8X30	10 11
	31 10	CLIP ASSY	20 10	FLANGEBOLT/M8X50	10 8
	31 19		20 10-A		18 6
	31 20	CLIP/HOSE/18-22	18 10	FLANGEBOLT/M8X55	12 19
	31 21	CLIP/HOSE/7. 6-8. 2	22 4	FLANGEBOLT/M8X60	10 9
	31 22	CLUTCH/STARTER ASSY	30 5	FLANGEBOLT/M8X75	18 17
	31 24	COLLOR	31 3	FLANGEBOLT/M8X90	10 5
BOLT (WS)	10 46	CONNECTINGROD ASSY	14 5	FLYWEIGHT ASSY	21 17
BOLT, S/M6X12/7T	13 5	CONNECTOR/FUEL	22 1	FLYWHEEL ASSY	16 5
	21 16	CONNECTOR/GLOWPLUG	26 6	FRAME/DRIVEEND ASSY	31 7
BOLT, S/M6X20/7T	18 21	CONNECTOR/OILFILTER	6 25	FRAME/END/REAR	31 12

Alphabetical Index

6008-097-300-10

Description	Fig. Key	Description	Fig. Key	Description	Fig. Key
FRAME/STARTEREND	30 10	HOSE/RUBBER	22 3	OILSEAL	27 10
GASKET	3 10	HOSE/RUBBER/230	18 3		27 12
	20 5	HOSERUBBER	18 9	O-RING	30 21
	26 8	HOUSING/STARTER ASSY	30 6	ORING	29 6
	27 5	HOUSING/THERMOSTAT	18 11		29 9
	27 22	INJECTIONNOZZLE ASSY	20 1	O-RING/1A, P18	8 3
	28 17	INJECTIONPUMP ASSY	21 1		10 28
	29 4	KEY/07X05X09	13 3	O-RING/1A, P22A	17 9
	29 51		21 12		27 17
	29 53	KEY/07X05X43	16 4	O-RING/1A, P25	6 33
GASKET, NOZZLE	20 2	LEVELGAGE	6 30	O-RING/1A, P8	21 27
GASKET/COVER	6 27	LEVER/CONTROL COMP	21 26	O-RING/1A, S63	10 43
	27 11	LINK/CONTROL	21 21		18 20
GASKET/CYLINDERHEAD	2 7	MANIFOLD/EXHAUST	5 1		27 16
	27 3	MANIFOLD/INLET ASSY	4 1		27 21
GASKET/EXHAUST MANIF	5 2	NOZZLE	28 16	O-RING/1B, G50 HS90	18 5
	27 7	NUT	10 31		27 18
GASKET/GEARCASE	10 23		12 17	PACKING	10 16
	27 14		28 18	PIN	6 19
GASKET/HOUSING	18 13		30 20		6 29
	18 15		30 23		10 19
	27 19		31 2		29 12
	27 20		31 23	PIN, CONTROL	21 22
GASKET/INLETMANIFOLD	4 2		31 25	PIN, ST, B/10X18	9 2
	27 6	NUT, CAP/M8	10 15		16 2
GASKET/PLATE	10 40	NUT/CAP	3 9	PIN/ARM	10 17
	27 15	NUT/FLANGE	26 5	PIN/GROOVE	10 22
GEAR/CAMSHAFT	13 2	NUT/FLANGE/M10	25 6-A	PIN/IDLEGear	6 9
GEAR/CRANK	16 3	NUT/M08	5 6	PIN/PISTON	14 3
GEAR/IDLE ASSY	13 6		10 6	PIN/SNAP	10 18
GEAR/INJECTIONPUMP	21 11		12 20	PIN/STRAIGHT	6 18
GEAR/OILPUMP ASSY	17 3		18 8		16 7
GEARCASE ASSY	10 1		21 7		17 5
	10 1-A	NUT/M10	10 52	PIN/TUBE	6 17
GENERATOR ASSY	25 1		25 6		10 44
GLOWPLUG	26 4	NUT/M6	21 30	PINION/STARTER	30 11
GUIDE/LEVELGAGE COMP	6 31	NUT/M8	10 14		30 12
HANGER/F	11 1		10 50	PIPE/FUEL	22 2
HEATSHILD/NOZZLE	20 3		10 54	PIPE/INJECTION ASSY	20 6
HOLDER/BRUSH ASSY	30 8	NUT/M8/7T	5 7		20 7
	31 16	NUT/NOZZLERETAINING	28 15		20 8
HOLDER/DELIVERYVALVE	29 5	OILPAN	8 1		20 9
HOLDER/NOZZLEASSY	28 1	OILPUMP ASSY	17 1	PIPE/WATER/HOUSING	18 2
HOLDER/RECTIFIE ASSY	31 14	OILSEAL	6 16		18 2-A
HOSE/RUBBER	3 11		10 4	PIPE/WATERDRAIN	6 24

Alphabetical Index

6008-097-300-10

Description	Fig. Key	Description	Fig. Key	Description	Fig. Key
PIPE/WATEROUTLET	18 19	PLUG/PT1/2	2 3	SEAT, VALVE SPRING	12 4
PISTON	14 1		6 8	SEAT/SPRING	3 4
PISTON(OV/050)	15 1	PLUG/PT1/4	10 2	SEAT/VALVESPRING	12 4-A
PISTON(OV/100)	15 3	PLUG/PT1/8	6 7	SENSOR/REVOLUTION/R	10 32
PISTON/VALVE/RELIEF	10 25	PLUG/SCREW	10 20	SHAFT/HYDRAULIC ASSY	10 47
PLATE	31 8	PLUNGER ASSY	29 1	SHAFT/ROCKERARM ASSY	12 10
PLATE/ADJUST	25 2	PULLEY	31 1	SHIM/0. 10	28 2
PLATE/FRONT	10 39	PULLEY/CRANK	16 9	SHIM/0. 20	28 3
PLATE/REAR	9 1	PULLEY/WATERPUMP	19 2	SHIM/0. 30	28 4
PLATE/T=2. 60	29 17		19 2-A	SHIM/0. 40	28 5
PLATE/T=2. 65	29 18	PUSHROD	12 7	SHIM/0. 50	28 6
PLATE/T=2. 70	29 19	R. B. B	21 14	SHIM/0. 52	28 7
PLATE/T=2. 75	29 20	REGULATOR ASSY	31 26	SHIM/0. 54	28 8
PLATE/T=2. 80	29 21	REPAIR/ENGINESET	27 1	SHIM/0. 56	28 9
PLATE/T=2. 85	29 22	RESISTANCE/1. 0	22 5	SHIM/0. 58	28 10
PLATE/T=2. 90	29 23	RETAINER	30 14	SHIM/0. 80	28 11
PLATE/T=2. 95	29 24	RING SNAP	14 4	SHIM/INJECTION P/0. 2	21 3
PLATE/T=3. 00	29 25	RING, SNAP/12 C	10 27	SHIM/INJECTION P/0. 3	21 2
PLATE/T=3. 05	29 26	RING, SNAP/16 C	12 15	SHIM/INJECTION P/0. 4	21 4
PLATE/T=3. 10	29 27	RING, SNAP/4 E	21 23	SHIM/INJECTION P/0. 5	21 5
PLATE/T=3. 15	29 28	RING/PISTONSET	14 2	SHORTBLOCKENGIN ASSY	1 1
PLATE/T=3. 20	29 29	RINGGEAR	16 6	SLEEVEFLANGE	29 7
PLATE/T=3. 25	29 30	RINGPISTON/OV050 SET	15 2		29 8
PLATE/T=3. 30	29 31	RINGPISTON/OV100 SET	15 4	SNAPRING	29 13
PLATE/T=3. 35	29 32	ROCKERARM	12 9	SOLENOID	26 7
PLATE/T=3. 40	29 33	ROCKERSHAFT ASSY	12 8	SPACER	28 14
PLATE/T=3. 45	29 34	RORA	30 13	SPACER/FAN/80	19 3
PLATE/T=3. 50	29 35	ROTOR ASSY	31 4	SPACER/HYDRAULIC	10 42
PLATE/T=3. 55	29 36	ROTOR/OUTER	17 4	SPACER/WATERPUMP	18 4
PLATE/T=3. 60	29 37	RUBBERFLANGE	3 2	SPRING	3 3
PLATE/T=3. 65	29 38	SCREW	30 17		12 14
PLATE/T=3. 70	29 39		30 19		31 18
PLATE/T=3. 75	29 40	SCREW ADJUST	12 16	SPRING, RETURN	21 28
PLATE/T=3. 80	29 41	SCREW, SOCKET/M6X16	26 9	SPRING/DELIVERYVALVE	29 3
PLATE/T=3. 85	29 42	SCREW, SOCKET/M6X20	17 7	SPRING/GOVERNOR	21 25
PLATE/T=3. 90	29 43	SCREW, SOCKET/M8X20	21 6	SPRING/IDLE	21 34
PLATE/T=3. 95	29 44	SCREW/TAPPING	3 6	SPRING/PLUNGER	29 14
PLATE/T=4. 00	29 45	SEAL, BEARING CAP	6 10	SPRING/RELIEF VALVE	10 26
PLATE/T=4. 05	29 46		27 8	SPRING/RETURN	30 16
PLATE/T=4. 10	29 47	SEAL, BEARING CAP/7	6 11	SPRING/SETTING	21 24
PLATE/THRUST	13 4		27 9	SPRING/STARTER	30 9
PLATE/THRUST/INJPUMP	21 15	SEAL, OIL	2 4	SPRING/STARTING	21 33
PLUG	12 11		27 2	SPRING/VALVE	12 3
PLUG/M14X1. 5	8 2	SEAL/CYLINDER HEAD C	3 8	SPRINGNOZZLE	28 12
PLUG/M16X1. 5	26 3		27 4	SPRINGSEAT	28 13

Alphabetical Index

6008-097-300-10

Description	Fig. Key	Description	Fig. Key	Description	Fig. Key
SPRINGSEAT	29 15	YOKE/STARTER ASSY	30 1		
	29 16				
STARTER ASSY	25 7				
	25 7-A				
	25 7-B				
STOPPER/FULLLOAD	10 13				
	10 13-A				
STRAINER	17 8				
STUD	2 9				
	5 5				
	5 10				
	6 21				
	6 22				
	10 36				
STUD/M10X25	10 45				
STUD/M8X30	10 38				
STUD/M8X35/7T	10 37				
STUD/M8X60/7T	6 20				
SWITCH/MAGNETIC ASSY	30 7				
SWITCH/OILPRESSURE	26 1				
TAPPET	12 6				
	29 11				
THERMOMETER	26 2				
THERMOSTAT	18 18				
THRUSTPIECE	21 19				
VALVE, DELIVERY	29 2				
VALVE/EXHAUST	12 2				
VALVE/INTAKE	12 1				
VALVE/RELIEF ASSY	10 24				
WASHER	16 10				
	16 10-A				
WASHER, PL/M6	21 31				
WASHER, SP/M10	10 53				
WASHER, SP/M6	21 32				
	26 10				
WASHER, SP/M8	5 8				
	10 51				
	10 55				
	21 8				
WASHER/08X14X01	10 12				
	10 21				
	27 13				
WASHER/9X22X2	25 4				
WASHER/CORRUGATE	20 4				
WATERPUMP ASSY	18 1				

Alphabetical Index

1747-097-100-10

Description	Fig. Key	Description	Fig. Key	Description	Fig. Key
ACTUATOR ASSY	122 76	ADAPTER/PF3/8 ASSY	80 49	ARM/BRAKE/LH COMP	50 26
	123 76		81 12	ARM/BRAKE/RH COMP	49 25
	185 11		81 24		50 27
ADAPTER ASSY	80 67		81 26	ARM/BUCKET COMP	174 16
	81 63		81 45		175 16
ADAPTER/2-M20X1.5	80 45	ADAPTER/T/G1/4 ASSY	80 15	ARM/DIFF COMP	47 7
	81 41	ADAPTER/TENP	80 82		47 7-A
ADAPTER/45/R3/8XG3/	177 17		81 78		48 7
	179 20	ADAPTOR/PF1/4 ASSY	78 81		48 7-A
ADAPTER/90	74 52		79 81	ARM/KNUCKLE ASSY	69 33
ADAPTER/90/G/1/ ASSY	80 72	ADAPTOR/STRAIGHT	59 21	ARM/KNUCKLE/LH ASSY	69 30
	81 68	ADPTEP/G1/4. 1/4	80 26	ARM/LEVER/MID COMP	26 39
ADAPTER/G1/2XM22L	80 74	AIRCONDITIONER ASSY	146 1		27 38
	81 70		147 1		28 37
ADAPTER/G3/8 ASSY	78 33	ARM	75 11		29 37
	78 55		76 11	ARM/LIFT/LH	73 26
	79 33		129 24	ARM/LIFT/LH/SUB ASSY	74 24
	79 55	ARM COMP	12 9		74 24-A
	81 15		13 9	ARM/LIFT/RH	73 27
ADAPTER/L/G1/2 ASSY	80 69		75 5		74 26
	81 65		75 8	ARM/MIRROR ASSY	112 18
ADAPTER/L/G1/4 ASSY	80 28		75 30		113 18
ADAPTER/L/G3/8 ASSY	74 50		75 40		114 14
ADAPTER/L/PF1/4 ASSY	78 83		75 41	ARM/PLATE	92 12
	79 83		76 5		93 14
ADAPTER/L/PF3/8 ASSY	174 3		76 8		94 13
	174 5		76 30		95 13
	175 3		76 40		129 5
	175 5		76 41		129 5-A
	176 14	ARM/1ST COMP	176 7		129 5-B
	178 16		177 7	ARM/PLATE/4WD COMP	33 7
	178 18		178 7	ARM/PLATE/MID COMP	26 31
	180 14		179 7		27 30
	181 16		180 7		28 29
	181 18		181 7		29 29
ADAPTER/M20XG3/ COMP	80 31	ARM/2ND COMP	178 8	ARM/PLATE/PTO ASSY	40 7
	80 31-A		179 8		41 7
	80 31-B		181 8	ARM/PLATE/PTO COMP	34 8
	80 41	ARM/BOOM COMP	174 15	ARM/SHIFT/4WD COMP	33 2
	81 29		175 15		33 2-A
ADAPTER/M20XG3/8	81 38	ARM/BRAKE	49 14	ARM/SHIFT/MID COMP	26 27
ADAPTER/OUTLET/E4	177 18		50 14		26 37
	179 21	ARM/BRAKE SET	53 16		26 37-A
ADAPTER/PF1/4 ASSY	80 12		54 16		27 26
ADAPTER/PF3/8 ASSY	80 24	ARM/BRAKE/LH COMP	49 24		27 36

Alphabetical Index

1747-097-100-10

Description	Fig. Key	Description	Fig. Key	Description	Fig. Key	
BEARING, RB/6209	46 13	BEARING/BALL 6305SH2	24 2	BOLT, S/M10X25/7T	68 6	
	46 29		24 7		69 42-A	
BEARING, RB/6210	46 27	BEARING/BALL/6304SH2	23 9		69 52-A	
BEARING, RB/6211	44 7	BEARING/NEEDLE	14 2-A	BOLT, S/M10X35	73 24	
	45 28		15 2-A		74 22	
BEARING, RB/6212	64 16		17 20	BOLT, S/M10X35/7T	79 30	
BEARING, RB/6305	17 28-A		18 20	BOLT, S/M6X20/7T	17 17	
	18 28-A		20 9		18 17	
	20 14-A		21 4	BOLT, S/M6X35/7T	80 11	
BEARING, RB/6306	17 2		22 3		81 11	
	18 2		23 3	BOLT, S/M6X40/7T	78 30	
	24 3	BEARING/ROLLER	25 2	BOLT, S/M6X50/7T	17 18	
	28 19	BEARING/TAPERROLLER	42 3		18 18	
	29 19		42 3-A	BOLT, S/M8X16	62 5	
	69 24		42 4		68 26	
	BEARING, RB/6306SH2	25 3		42 4-A	BOLT, S/M8X16/7T	84 5
	BEARING, RB/6307	45 10		43 3		85 5
		46 12		43 3-A	BOLT, S/M8X20	57 8
	BEARING, RB/6907	14 3		43 4	BOLT, S/M8X20/7T	58 15
15 3			43 4-A		59 19	
BEARING/BALL	17 27		64 2		145 2	
	17 28		66 2	BOLT, S/M8X25/7T	140 8	
	17 30	BELT/V/MP/57	145 19	BOLT, S/M8X50	78 60	
	18 27	BLACKET/FILTER COMP	9 49		79 60	
	18 28		10 45	BOLT, S/M8X65	78 59	
	18 30	BLADE/WIPER/400 ASSY	183 14		79 59	
	20 14		183 23	BOLT, SM/M08X25	174 24	
	22 6	BLADE/WIPER/450 ASSY	127 23		175 24	
	22 9		128 26	BOLT, SP/21.5	116 24-A	
	23 6	BOLT	1 26		117 18-A	
	23 10		2 28		118 22-A	
	24 8		3 28		119 18-A	
	25 7		68 18	BOLT, SP/M10X30/7T	4 5-A	
	25 8		69 8	BOLT, SP/M10X40/7T	5 5	
	26 20		120 17	BOLT, SP/M6X12	127 12	
	27 19		121 13		128 15	
	58 12		133 5		129 22	
	59 17		134 5	BOLT, SP/M6X16	114 15	
	69 49		208 7		127 14	
	70 19		208 9		127 48	
	70 22	BOLT, S/M10X20	59 18		128 17	
	70 40		78 4		128 51	
	70 45		79 4		129 11	
	196 15		120 19		129 13	
BEARING/BALL 6305SH2	23 5		121 15		129 18	

Alphabetical Index

1747-097-100-10

Description	Fig. Key	Description	Fig. Key	Description	Fig. Key	
BOLT, SP/M6X16	129 20	BOLT/M10X120	178 3	BOLT/M12X35/7T	67 19	
	129 27		179 3		73 11	
	129 29		181 3		74 9	
	129 34		BOLT/M10X120/7T	26 5	BOLT/M12X35/9T	69 7
	141 19			27 4	BOLT/M12X40/7T	68 14
	174 38			28 3		110 9
	175 38			29 3	BOLT/M12X40/9T	132 4
	BOLT, SP/M6X25		147 31	BOLT/M10X150	174 8	BOLT/M12X45/7T
	185 6		175 8	BOLT/M12X45/7T, P1. 25	59 10	
BOLT, SP/M6X45	145 43	BOLT/M10X170	174 7	BOLT/M12X60	190 2	
BOLT, SP/M8X16	129 37		175 7	BOLT/M12X60/7T	16 7	
	176 11	BOLT/M10X20/P=1. 25	58 13	BOLT/M12X70/7T	108 11	
	177 11	BOLT/M10X35/7T, P1. 25	92 31	BOLT/M12X80/7T	109 15	
	178 13		93 33		110 15	
	179 13		94 33	BOLT/M12X88	47 14	
	180 11		95 33		48 14	
	181 13	BOLT/M10X50	133 3	BOLT/M12X90/7T	73 10	
	BOLT, SP/M8X16/7T	129 46		134 3		74 8
BOLT, SP/M8X20	89 6-A	BOLT/M10X70/7T	79 21	BOLT/M14X25/7T	88 2	
	104 7	BOLT/M10X80	77 6	BOLT/M14X30/7T	61 3	
	105 5		176 3		74 37	
	124 2		177 3	BOLT/M14X35/7T	89 3	
	125 2		180 3	BOLT/M14X40/7T	70 4	
	177 24	BOLT/M12X120/7T	73 9		70 14	
	179 27		74 7	BOLT/M14X45/7T	60 6	
	BOLT, SP/M8X20/7T	145 3	BOLT/M12X130/7T	46 5		61 4
	BOLT, SP/M8X25	27 41-A	BOLT/M12X160/7T	45 5-A		61 8
		28 40-A	BOLT/M12X20/7T	108 7		164 2
29 40-A			109 12	BOLT/M14X50/7T	90 4	
36 14-A			110 12		91 4	
37 14-A		BOLT/M12X30	70 51	BOLT/M14X60/7T	58 20	
129 2		BOLT/M12X30/7T	60 3		89 2	
BOLT, SP/M8X35/7T	5 7		109 9	BOLT/M14X65/7T	176 25	
BOLT, STUD/M16X30	45 35		110 8		177 26	
BOLT/BATTERY	120 3	BOLT/M12X30/9T	131 3		178 31	
	121 3		131 6		179 29	
BOLT/KNOB/M06X27	106 5		132 3		180 25	
	107 5		132 7		181 31	
BOLT/M06X110	145 15	BOLT/M12X35	19 2	BOLT/M16X30	45 33	
BOLT/M06X16	188 10		67 7		46 32	
BOLT/M08X25	141 21	BOLT/M12X35/7T	14 5	BOLT/M16X30/7T, P=1. 5	108 3	
BOLT/M10X1. 25X59	44 3		15 5	BOLT/M16X35/7T	90 2	
BOLT/M10X100	77 5		30 5		91 2	
BOLT/M10X120	75 34		31 5	BOLT/M16X40	69 54	
	76 34		67 11	BOLT/M16X40/9T	134 7	

Alphabetical Index

1747-097-100-10

Description	Fig. Key	Description	Fig. Key	Description	Fig. Key
BOLT/M16X50/7T, P=1.5	109 4	BOLT/SET/M16X60	134 10	BRACKET/COMPRESSOR/C	189 6
	110 3	BOLT/SM/M08X20	75 37	BRACKET/COMPRESSOR/D	189 7
BOLT/M16X85/7T	90 14		76 37	BRACKET/DOOR	140 11
	91 14	BOLT/SM/M08X26	55 12	BRACKET/DRAW BAR/E4	90 1
BOLT/M16X85/9T	158 4		56 12		90 1-A
	158 14	BOLT/SM/M12X175	45 21		91 1
	159 4	BOLT/SP	96 16		91 1-A
	159 14		96 20	BRACKET/FILTER COMP	8 45
	160 4		97 15	BRACKET/FILTER/H	78 10
	160 14		97 19-A		79 10
BOLT/M18X55/7T, P=1.5	68 24		145 21	BRACKET/FRAME COMP	92 30
BOLT/M4X5	193 1		145 24		93 32
BOLT/M6X16X16	127 20		145 25		94 32
	128 23		145 26		95 32
	136 3		145 28	BRACKET/LH COMP	116 7
BOLT/M6X20/16	127 55		145 45		118 5
	128 58	BOLT/STUD	174 9	BRACKET/LOCK/LH COMP	141 28
	146 8		175 9	BRACKET/LOCK/RH COMP	141 29
	146 26	BOLT/STUD/M10X47	65 29	BRACKET/MOTOR	203 6
	147 10		66 29	BRACKET/MOUNT COMP	110 1
	147 39	BOOT	112 6	BRACKET/MOUNT/L COMP	108 1
BOLT/M6X60/7T	78 21		113 6		109 1
BOLT/M6X70	194 9		114 2	BRACKET/MOUNT/R COMP	108 2
BOLT/M6X70/7T	80 7		174 34		109 2
	81 7		175 34	BRACKET/PANEL/CONTRO	202 1
BOLT/M8X12	69 32	BRACKET ASSY	75 32		206 1
	69 35		75 32-A	BRACKET/PARKING ASSY	53 19
BOLT/M8X20	78 75		76 32		54 19
	79 75		76 32-A	BRACKET/PARKING COMP	53 7
BOLT/M8X20/9T	65 16	BRACKET COMP	89 1		54 7
	66 16		89 1-A	BRACKET/PEDAL COMP	11 1
BOLT/M8X28 11T	191 7		96 19	BRACKET/RADIATOR/H/5	1 21
	192 7		97 18		2 22
					3 22
BOLT/M8X35	62 10		174 19		
	63 9		174 39	BRACKET/REAR/LH COMP	109 7
BOLT/M8X40	57 12		175 19		109 7-A
BOLT/M8X65	8 29		175 39		110 6
BOLT/M8X80	9 33	BRACKET/AXLE/H/ COMP	61 1		110 6-A
	10 29	BRACKET/AXLE/HS COMP	60 1	BRACKET/REAR/RH COMP	109 8
BOLT/M8X80/7T	145 5	BRACKET/COMPRESSOR/C	145 1		109 8-A
BOLT/S	60 3-A	BRACKET/CHANGE	36 1		110 7
	145 44		37 1		110 7-A
BOLT/S/M06X16	199 4	BRACKET/CLEANER COMP	6 7	BRACKET/RELAY COMP	122 69
BOLT/SET/M06X16	143 25		7 7		123 69
BOLT/SET/M16X60	133 8	BRACKET/COMPRESSOR/C	189 5	BRACKET/RH COMP	116 8

Alphabetical Index

1747-097-100-10

Description	Fig. Key	Description	Fig. Key	Description	Fig. Key
BRACKET/RH COMP	118 6	BUSH/10X12X20	175 13	CABLE/BATTERY ASSY	120 6
BRACKET/SENSOR COMP	11 20	BUSH/12X14X20	75 33		120 6-A
	129 8		75 33-A		121 6
BRACKET/SWITCH	185 2		76 33	CABLE/EARTH ASSY	120 16
BRACKET/SWITCH COMP	129 26		76 33-A		121 12
BRACKET/SWITCH/COMBI	122 52	BUSH/16X18X15	26 38	CABLE/PEDAL ASSY	12 16
	123 52		27 37		13 16
BRACKET/TANK COMP	8 13		28 36	CAM/BRAKE COMP	49 12
BRAKE/DISK	204 12		29 36		50 12
	205 12		36 12	CAP	1 2
BRAKE/PRESSURE	204 13		37 12		1 32
	205 13		57 2		2 34
BULB, LAMP/12V21W	124 11	BUSH/16X24X16	47 12		3 34
	124 17		48 12		55 2
	125 11	BUSH/20X23X15	74 25		56 2
	125 17		74 25-A		111 8
BULB/12V/45/40W	120 26	BUSH/20X23X20	51 9		115 8
	121 22		52 9		117 19
BULB/12V/5W	124 22	BUSH/22X25X20	53 20		119 19
	125 22		54 20		203 2
BULB/12V21-5W	124 12	BUSH/25X28X20	40 8	CAP ASSY	2 2
	124 18		41 8		3 2
	125 12	BUSH/25X32X36	17 21	CAP (M8)	117 27
	125 18		18 21		119 26
BULB/12V21W	124 30	BUSH/35X39X26	69 31		140 23
	125 30		69 34	CAP, BLANK/72	30 4
BULB/12V5W	124 31	BUSH/45X50X42	73 2		31 4
	125 31		74 2	CAP, BLANK/M10	70 32
BULB/LAMP/12V1W	122 42	BUSH/50X55X42	73 3		70 37
	123 42		74 3	CAP, BLANK/M12	67 10
	185 4	BUSH/55X60X30	69 17		67 18
BULB/LAMP/12V5W	127 62		69 19	CAP, BLANK/M14	61 6
	128 65	BUSH/62X67X20	67 5	CAP, BLANK/M16	108 5
BULB/LAMP/14V60MA	122 46	BUSH/65X70X44	67 15		109 6
	123 47		68 21		110 5
BUSH 55X60X50	68 11	BUTTON	53 4	CAP, OIL/A	68 3
BUSH, LEVER	1 30		54 4		70 11
	96 12	CABLE	60 11	CAP, PTO SHAFT	26 25
	97 11		61 13		27 24
BUSH/08X15X11	140 10	CABLE/1180	146 4		28 23
BUSH/10X12X15	11 8		147 6		29 23
	11 8-A	CABLE/505	146 5		30 8
	11 14		147 7		31 8
	11 14-A	CABLE/ACCELERATOR	12 12	CAP, ROCKER ARM	1 22
BUSH/10X12X20	174 13		13 12		2 23

Alphabetical Index

1747-097-100-10

Description	Fig. Key	Description	Fig. Key	Description	Fig. Key
CAP, ROCKER ARM	3 23	CAP/TANK/NONLEA ASSY	10 4	CHAIN/CHECK/F/E COMP	84 9
CAP, TIRE VALVE	158 10	CAP/W/T	127 26		85 9
	158 20		128 29	CHAIN/CHECK/FRONT/E4	82 10
	159 10	CARTRIDGE	80 56		83 10
	159 20		81 52	CHAIN/CHECK/REAR/E4	82 11
	160 10	CARTRIDGE/20	78 7		83 11
	160 20		79 7		84 10
	161 5	CASE, BEVEL	196 2		85 10
	161 10	CASE/BEVEL	65 7	CLAMP	2 13
	162 5		66 7		3 13
	162 10	CASE/BEVEL ASSY	86 10		62 9
	163 5		87 10		63 8
	163 10	CASE/CYLINDER ASSY	73 1		120 21
	165 5		74 1		121 17
	165 10	CASE/DIFF	44 1		129 45
	166 5		44 2		145 53
	166 10		64 10		185 14
	168 5		65 19	CLAMP, RADIATOR HOSE	177 23
	168 10		66 19		179 26
	169 5	CASE/FILTER COMP	135 24	CLAMP, WINKER B	127 49
	169 10	CASE/FINAL/LH	69 1		128 52
	170 5		70 1		137 21
	170 10		70 28		138 20
	171 5	CASE/FINAL/LH ASSY	69 16	CLAMP/22	145 47
	171 10		69 16-A	CLAMP/23	74 53
	172 5	CASE/FINAL/RH	69 2	CLAMP/23.5	145 48
	172 10		70 8	CLAMP/CABLE	202 2
CAP/09	146 11		70 33		206 2
CAP/22X38	127 38	CASE/FINAL/RH ASSY	69 18	CLAMP/LOCK	201 12
	127 47		69 18-A	CLAMP/RECEIVER/DRYER	145 29
	128 41	CASE/PTO	26 2	CLAMP/WIRE/20-24	6 12
	128 50		27 1	CLAMP/WIRE/24-32	80 66
CAP/30	2 26		28 1		81 62
	3 26		29 1	CLAMP/WIRE/30-38	1 13
	117 29	CASE/PUMP	17 7	CLAMP/WIRE/32-40	78 16
	117 30		18 7	CLAMP/WIRE/36-44	1 12
	119 28	CASE/TRANSMISSION/FR	14 1		2 12
	122 60		15 1		3 12
	123 60	CASE/TRANSMISSION/MI	19 1		79 16
CAP/OIL (30)	73 21	CASE/TRANSMISSION/RE	30 1	CLAMP/WIRE/49-60	6 10
	74 19		30 1-A	CLAMP/WIRE/54-65	7 10
CAP/SEAL/38	196 6		31 1	CLAMP/WORM/12-22	145 52
CAP/SWITCH/A/C	202 15		31 1-A		146 22
CAP/TANK/NONLEA ASSY	8 4	CASE/UNIT/LOWER	201 20		146 23
	9 4	CASE/UNIT/UPPER	201 21		146 35

Alphabetical Index

Description	Fig. Key	Description	Fig. Key	Description	Fig. Key
CLAMP/WORM/12-22	147 35	CLIP/HOSE/8. 7-9. 3	8 34	COLLAR/48X52X17	64 4
	147 36	CLUMP	1 36	COLLAR/55X70X4	45 29
CLANP/WORM/40-57	6 14		2 38	COLLAR/56X65X156	45 27
CLANP/WORM/65-90	6 11		3 38	COLLAR/57X62X4	65 6
CLEANER ASSY	187 7	CLUTCH	47 1		66 6
CLEANER/AIR ASSY	6 1		48 1	COLLAR/S2	145 8
	7 1	CLUTCH/MAGNET ASSY	208 1	COLLER/46X51X16	64 3
CLIP	6 3	CLUTCH/PTO ASSY	17 23	COLUMN ASSY	57 1
	7 3		18 23	COMPRESSOR ASSY	145 4
	176 20	COLLAR	197 7	CONDENSER ASSY	145 20
	178 26		197 7	CONNECTOR	1 14
	180 20	COLLAR 55X60X16	65 5		2 14
	181 26		66 5		3 14
CLIP (B)	117 25	COLLAR (20X30X10)	196 3		80 36
	119 25	COLLAR (35X50X2)	20 11		80 39
	144 6		26 21		81 33
	174 36		27 20		81 36
	175 36	COLLAR, PINION THRUST	65 21		177 14
CLIP/HOSE/11. 1-12. 0	9 46-A		66 21		179 17
	10 42-A	COLLAR, THRUST	65 9	CONNECTOR ASSY	80 77
CLIP/HOSE/11-13	8 36		66 9		81 73
	8 38	COLLAR/04X14X02	80 21	CONNECTOR/L	179 16
	8 42		81 21	CONNECTOR/STRAIGHT	145 50
	9 39	COLLAR/06X10X02	80 23		145 50-A
	9 42		81 23		146 33
	9 46	COLLAR/07X11X20	122 29		146 33-A
	10 35		122 33	CONTROLLER/H5 ASSY	129 1
	10 38		122 36		129 1-A
	10 42		123 29		129 1-B
CLIP/HOSE/13. 8-14. 8	14 20		123 33	CONTROLLER/STEERING	58 1
	15 20		123 36		59 1
	73 17	COLLAR/09X14X14	31 9	COOLER/OIL ASSY	80 37
	74 15	COLLAR/11X21X03	78 67		81 34
CLIP/HOSE/14. 7-15. 9	1 20		79 67	CORE/HEATER ASSY	201 16
	2 21	COLLAR/120	46 26	COUPLING/21X32X50	62 3
	3 21	COLLAR/15X19X06	17 14	COUPRING/16X27X55	63 3
	9 40		18 14	COUPRING/21X36X65	20 6
	10 36	COLLAR/19X28X02	197 9		24 4
CLIP/HOSE/18-22	145 51		197 9		25 4
	146 21	COLLAR/24X38X44	68 5	COVER	17 11
	146 34	COLLAR/26X35X03	17 29		18 11
	147 34		18 29		68 23
CLIP/HOSE/7. 6-8. 2	8 44	COLLAR/41X55X4	70 43		69 50
	9 48	COLLAR/43X58X1	65 24		69 50-A
	10 44		66 24		73 22

Alphabetical Index

1747-097-100-10

Description	Fig. Key	Description	Fig. Key	Description	Fig. Key	
COVER	74 20	COVER/FENDER/LH	144 1	COVER/SIDE/RH COMP	101 6	
	77 11	COVER/FENDER/RH	144 2		102 7	
	77 11	COVER/FILTER COMP	135 14		103 6	
	104 3	COVER/FUSE	122 14	COVER/SPEAKER COMP	127 57	
	105 3		123 14		128 60	
	135 26		127 8	COVER/TANK COMP	8 15	
	135 26-A		128 8		9 13	
	174 35	COVER/G1	145 10		10 13	
	175 35	COVER/G2	145 11	COVER/UNDER	112 14	
	185 5	COVER/GUIDE/LH	107 8		113 14	
	185 8	COVER/GUIDE/RH	107 14		114 10	
	194 11	COVER/HARNESS	129 43	COVER/VALVE	78 58	
	197 13	COVER/HEAD	183 13		79 58	
	197 13		183 22	COVER/WHEEL	70 48	
	207 1	COVER/LAMP/LH	96 8	CRANK/LIFT	73 36	
	207 10		97 7		74 35	
	COVER ASSY	6 2	COVER/LAMP/RH	96 9	CUP	8 25
		7 2		97 8		9 26
	COVER COMP	92 16	COVER/LH	144 8		10 22
		92 47	COVER/LH COMP	94 48	CUP/FUEL	8 8
93 18			95 48		9 8	
93 49		COVER/LH/REAR COMP	94 50		10 8	
94 17			95 50	CUSHION, B/ RUBBER	51 20	
95 17		COVER/MOTOR	203 7		52 20	
69 14		COVER/OUTLET	77 1		92 2	
COVER, BEARING	71 3	COVER/REAR	125 33		93 2	
	71 8	COVER/REAR COMP	116 16		94 2	
COVER, DUST	57 10	COVER/REAR/E4 COMP	118 14		95 2	
COVER, PEDAL	191 2	COVER/RH	144 9		96 23	
	192 2	COVER/ROD SET	59 5		97 22	
COVER, PUMP	144 12		200 7		108 15	
COVER/ASHTRAY	135 20	COVER/SENSOR	11 22	CUSHION/RUBBER/10X25	1 28	
	202 10	COVER/SHAFT COMP	78 74		2 30	
	206 10		79 74		3 30	
COVER/BEARING	55 6	COVER/SHIELD	89 5		92 4	
	56 6	COVER/SHIELD/PTO	89 5-A		93 4	
COVER/CORAM/REAR	55 7	COVER/SIDE/LH COMP	98 1		94 4	
	56 7		99 1		95 4	
COVER/CY	117 9		100 1	CYLINDER ASSY	58 3	
	119 9		101 1		58 3-A	
COVER/DASH	112 10		102 1		58 3-B	
	113 10		103 1		59 2	
COVER/DASH/CY	114 4	COVER/SIDE/RH COMP	98 7		74 39	
COVER/DOOR/LH	141 25		99 7		141 2	
COVER/DOOR/RH	141 26		100 7	CYLINDER COMP	200 1	

Alphabetical Index

Description	Fig. Key	Description	Fig. Key	Description	Fig. Key
CYLINDER COMP	200 1-A	FENDER/OVER/LH COMP	136 1	FLANGEBOLT/M10X25	26 4
	200 1-B	FENDER/OVER/RH COMP	136 2		27 3
CYLINDER/109 ASSY	74 39-A	FENDER/RH COMP	104 2		28 2
DAMPER/365/150N ASSY	140 12		105 2		29 2
DIFF LOSTING MARK	127 45	FILTER ASSY	8 20		42 6
	128 48	FILTER/AIR/REFINER	135 13		43 6
	183 5	FILTER/FUEL	8 7		69 42
DIOD	122 7		9 7		69 52
	123 7		10 7		70 50
DIODE	122 6	FILTER/FUEL ASSY	9 21		78 9
	123 6		10 17		79 9
DISK	127 2	FILTER/LINE ASSY	80 55	FLANGEBOLT/M10X30	4 5
	128 2		81 51		36 2
	128 11	FILTER/LINE/12X18X15	78 46		37 2
	159 3		79 46		44 20
	159 13	FILTER/SUCTION COMP	80 62		45 16
DISK/WHEEL/28	160 3		81 58		46 17
	160 13	FILTER/SUCTION/20	78 6		89 6
	158 3		79 6		90 7
DOOR ASSY	158 13	FLANGE/SUCTION/H	80 5		91 7
	201 2		81 5	FLANGEBOLT/M10X35	21 11
DRAWBAR/E4	201 15	FLANGEBOLT	1 5		45 20
	90 6		1 17		46 18
DUCT/LH	91 6		1 24	FLANGEBOLT/M10X40	20 16
	146 15		2 8	FLANGEBOLT/M10X55	21 10
DUCT/RH	147 20		2 17	FLANGEBOLT/M12X100	45 5
	146 16		2 27	FLANGEBOLT/M12X35	46 4
DUMPER ASSY	147 21		3 8		46 19
	16 10		3 17	FLANGEBOLT/M12X60	45 3
DUMPER/DOOR ASSY	143 16		3 27		46 3
DUMPER/HOOD ASSY	92 43		6 6	FLANGEBOLT/M12X70	45 4
	93 45		6 8	FLANGEBOLT/M12X80	45 4-A
	94 44		7 6	FLANGEBOLT/M6X10	40 14
	95 44		7 8		41 14
DUSTCOVER	200 2	FLANGEBOLT/M10X16	53 8		49 11
	200 12		54 8		50 11
ELEMENT	8 28		80 81	FLANGEBOLT/M6X12	11 5
	9 29		81 77		11 16
	10 25	FLANGEBOLT/M10X20	8 14		127 54
ELEMENT ASSY	6 4		17 32		128 57
	7 4		18 32		129 9
EVAPORATOR ASSY	201 17		53 21		146 10
FAN/BLOWER	201 6		54 21		146 25
FENDER/LH COMP	104 1		80 59		147 12
	105 1		81 55		147 38

Alphabetical Index

1747-097-100-10

Description	Fig. Key	Description	Fig. Key	Description	Fig. Key
FLANGEBOLT/M6X12	174 14	FLANGEBOLT/M8X12	28 24	FLANGEBOLT/M8X16	50 23
	175 14		28 27		51 7
FLANGEBOLT/M6X16	8 40		29 24		52 7
	9 44		29 27		53 6
	9 50		30 9		54 6
	10 40		58 18		55 16
	10 46		73 20		56 16
	11 9		74 18		74 48
	11 21		75 4		74 54
	11 23		76 4		74 56
	36 7		78 5		77 12
	37 7		78 17		78 11
	112 19		78 36		78 14
	113 19		78 86		79 11
	120 33		79 5		80 33
	120 34		79 14		80 33-A
	121 29		79 17		80 42
	121 30		79 36		80 52
	122 18		79 86		80 57
	122 19		80 47		81 30
	122 26		80 54		81 48
	122 39		81 43		81 53
	122 53		81 50		92 33
	122 68		98 20		93 35
	123 18		99 22		94 35
	123 19		100 20		94 49
	123 26		101 20		94 51
	123 39		102 22		95 35
	123 53		103 20		95 49
	123 68		104 6		95 51
	124 19		105 6		97 19
	125 19		107 3		104 4
	129 16		117 2		105 4
FLANGEBOLT/M6X20	8 46		117 10		106 3
FLANGEBOLT/M6X30	129 25		117 31		112 4
FLANGEBOLT/M6X35	122 30		119 2		113 4
	122 34		119 10		116 6
	122 37		119 29		116 9
	123 30	FLANGEBOLT/M8X16	11 2		116 12
	123 34		26 13		116 17
	123 37		27 12		116 19
FLANGEBOLT/M8X12	26 26		28 11		116 21
	26 29		29 11		116 24
	27 25		49 22		117 13
	27 28		49 29		117 18

Alphabetical Index

Description	Fig.	Key	Description	Fig.	Key	Description	Fig.	Key		
FLANGEBOLT/M8X16	118	4	FLANGEBOLT/M8X20	4	4	FLANGEBOLT/M8X20	99	18		
	118	7		8	3		100	17		
	118	10		8	19		101	16		
	118	15		9	3		102	18		
	118	17		9	16		103	16		
	118	19		9	18		112	21		
	118	22		9	20		113	21		
	119	13		10	3		174	20		
	119	18		10	16		174	46		
	120	11		14	17		175	20		
	122	58		15	17		175	46		
	122	74		16	11	207	3			
	123	58		26	42	FLANGEBOLT/M8X25	31	10		
	123	74		27	41		174	40		
	124	28		28	40		175	40		
	125	28		29	40	FLANGEBOLT/M8X30	60	13		
	127	30		33	6		61	15		
	128	33		36	14		75	16		
	137	26		37	14		76	16		
	138	25		47	16		83	26		
	138	31		48	16		85	26		
	176	6		69	15		FLASHER	ASSY	122	25
	176	19		80	61				123	25
	176	22		81	57		FORK/LOCK	COMP	141	18
	176	26		92	35		FORK/SHIFT/DIFFLOCK		47	2
	177	6		92	37			47	2-A	
	177	19		92	40			48	2	
	177	22		92	42			48	2-A	
	177	27		92	46	FORK/SHIFT/PTO		34	2	
	178	6		92	48	FORK/SHIFT/SUB		32	2	
	178	25		93	37	FRAME	COMP	92	45	
	178	28		93	39			93	47	
	178	32		93	42			94	46	
	179	6		93	44			95	46	
	179	22		93	48			FRAME/CY/H/E4	COMP	137
	179	25		93	50			137	1-A	
	179	30		94	38			138	1	
	180	6		94	41			138	1-A	
	180	19		94	43			138	1-B	
	180	22		94	47	FRAME/DOOR/LH	COMP	140	1	
	180	26		95	38	FRAME/DOOR/RH	COMP	140	2	
	181	6		95	41	FRAME/EEC/LH	COMP	133	1	
	181	25		95	43			134	1	
181	28	95	47	FRAME/EEC/RH	COMP	133	2			
181	32	98	17			134	2			

Alphabetical Index

1747-097-100-10

Description	Fig. Key	Description	Fig. Key	Description	Fig. Key
FRAME/HOOD COMP	92 39	FUSE/SLOW BLOW/60A	123 22	GEAR/HELICAL/18	18 1
	93 41	GAS/134A	189 1	GEAR/HELICAL/21	20 8
	94 40	GASKET	4 2		20 8-A
	95 40		5 2	GEAR/HELICAL/24	17 4
FRAME/HOOD/LH COMP	92 34	GASKET/CASE/CYLINDER	73 4		18 4
	93 36		74 4	GEAR/HELICAL/25	20 2
	94 36	GASKET/PUMP	79 24	GEAR/HELICAL/27	17 15
	95 36	GAUGE/FUEL ASSY	8 10		17 19
FRAME/HOOD/RH COMP	92 36		9 10		17 24
	93 38		10 10		18 15
	94 37	GAUGE/LEBEL	45 8		18 19
	95 37		46 10		18 24
FRAME/REAR/EEC/LH	131 1	GEAR, BEVEL, RH COMP	196 1		20 5
	131 1-A	GEAR/07X31 SET	65 1	GEAR/HELICAL/63	45 25
	132 1		66 1	GEAR/HERICAL/54	46 25
	132 1-A	GEAR/07X37 SET	43 1	GEAR/SPUR/19	26 14
FRAME/REAR/EEC/RH	131 2	GEAR/08X42 SET	42 1		27 13
	131 2-A	GEAR/09-27 SET	64 1-A		28 13
	132 2	GEAR/10-30	64 1		29 13
	132 2-A	GEAR/14-21	24 1	GEAR/SPUR/23	23 1
FRAME/UPPER/EEC COMP	133 7		25 1	GEAR/SPUR/26	22 7
	134 9	GEAR/38-25-15	21 1		23 7
FUSE (BLADE/32V15A)	122 10		21 1-A	GEAR/SPUR/28	21 5
	123 10	GEAR/42-35	24 6		21 5-A
	127 4		25 6	GEAR/SPUR/32	22 1
	128 4	GEAR/BEVEL/10	196 13	GEAR/SPUR/33-31	23 2
FUSE, BLADE/32	122 12	GEAR/BEVEL/11	70 18	GEAR/SPUR/36-31	22 2
	123 12		70 39	GEAR/SPUR/38	21 3
FUSE/BLADE/32V05A	122 8	GEAR/BEVEL/12	44 9		21 3-A
	123 8	GEAR/BEVEL/13	69 3	GEAR/SPUR/40	26 9
	127 6	GEAR/BEVEL/14	64 12		27 8
	128 6	GEAR/BEVEL/16	69 23		28 7
FUSE/BLADE/32V10A	122 9	GEAR/BEVEL/17	69 12		29 7
	123 9		70 21	GLASS/DOOR/LH	140 3
	127 5	GEAR/BEVEL/20	44 10	GLASS/DOOR/RH	140 4
FUSE/BLADE/32V20A	128 5		44 11	GLASS/FRONT/LOWER/LH	139 2
	122 11		65 22	GLASS/FRONT/LOWER/RH	139 3
	123 11		65 23	GLASS/FRONT/UPPER	139 1
FUSE/BLADE/32V7. 5A	127 3		66 22	GLASS/REAR	143 1
	128 3		66 23		183 10
FUSE/SLOW BLOW/40A	122 21	GEAR/BEVEL/46	70 42	GLASS/REAR/UNDER	143 32
	123 21	GEAR/BEVEL/49	69 44		143 32-A
FUSE/SLOW BLOW/50A	122 23	GEAR/HELICAL/10	45 9		143 32-B
	123 23		46 11	GLASS/SIDE/LH	142 1
FUSE/SLOW BLOW/60A	122 22	GEAR/HELICAL/18	17 1	GLASS/SIDE/RH	142 2

Alphabetical Index

Description	Fig. Key	Description	Fig. Key	Description	Fig. Key
GRILLE/AIR	146 18	GROMMET/10X40X03	130 3	HARNESS/LAMP	125 23
	147 23	GROMMET/12X17X04	137 5	HARNESS/LAMP/ROPS	125 32
GRILLE/AIR/TWIN	146 17		138 5	HARNESS/LICENSE ASSY	127 9
	147 22	GROMMET/13X18X02	137 6		128 9
GRILLE/EEC	96 1	GROMMET/15X17X02	140 20	HARNESS/MAIN/H5DE4	122 5
	97 1	GROMMET/15X17X05	140 16		122 5-A
GRIP	137 7		143 4		123 5
	138 6		143 13		123 5-A
	141 17	GROMMET/16X20X05	203 5	HARNESS/OILPRESSURE	120 39
	174 26	GROMMET/17X21X05	143 27		121 34
	175 26	GROMMET/20	107 22	HARNESS/RADIO CASSET	183 28
	196 11	GROMMET/42	112 2	HARNESS/SLOW-BLOW	122 20
GRIP/03X17X74	176 13		113 2		123 20
	177 13	GROMMET/W/T	127 25	HARNESS/SOCKET ASSY	130 2
	178 15		128 28	HARNESS/SOCKET SET	182 1
	179 15	GUARD/LIGHT	124 24	HARNESS/SWITCH ASSY	129 49
	180 13		125 24	HARNESS/THERMOMETER	120 38
	181 15	GUIDE/LEVER COMP	106 1		121 33
GRIP/03X17X97	75 58	GUIDE/LEVER/LH COMP	107 1	HARNESS/UP-STOP ASSY	185 13
	76 58	GUIDE/LEVER/RH COMP	106 2	HEAD/SPOOL	197 2
GRIP/4WD	38 4		107 2		197 2
	39 4	GUIDE/LOCK	143 17	HINGE/DOOR	140 6
GRIP/ASSIST	104 8	GUN/SEAL/GLASS ASSY	187 5	HINGE/PEDAL ASSY	11 7
	105 8	HANDLE	92 9	HINGE/REAR	143 3
GRIP/CHANGE	36 15		93 11	HITCH/FRONT/E4 COMP	60 5
	37 15		94 10		61 7
GRIP/MID/PTO	26 44		95 10	HOLDER	12 20
	27 42		143 20		13 20
	28 42	HANDLE SET	143 19		117 14
	29 41	HANDLE/BASE/INNER	143 21		119 14
	40 15	HANDLE/OUTER ASSY	141 1	HOLDER COMP	176 5
	41 15	HARNESS	124 10		177 5
GRIP/ORANGE	53 5		124 16		178 5
	54 5		125 10		179 5
GRIP/THROTTLE	12 2		125 16		180 5
	13 2		208 8		181 5
	35 2	HARNESS, GLOW	120 40	HOLDER COMP	55 14
	127 16		121 35		56 14
GROMMET	128 19	HARNESS/COMPRESSOR	128 10	HOLDER/10	78 85
	203 9	HARNESS/CY/H5 ASSY	127 1		79 85
GROMMET/08X15X05					
GROMMET/10X12X05	142 15		127 1-A	HOLDER/12	80 46
GROMMET/10X18X20	176 21		128 1		80 53
	178 27		128 1-A		81 42
	180 21	HARNESS/JOINT/S ASSY	184 1		81 49
	181 27	HARNESS/LAMP	124 23	HOLDER/15	78 35

Alphabetical Index

1747-097-100-10

Description	Fig. Key	Description	Fig. Key	Description	Fig. Key
HOLDER/15	79 35	HORN ASSY	120 32	HOSE/BREATHER	74 14
HOLDER/19	58 17		121 28	HOSE/COOLER/D ASSY	145 35
HOLDER/23	80 79	HOSE, DRAIN	1 19	HOSE/COOLER/L ASSY	147 27
	81 75	HOSE/06X10X365	9 45	HOSE/COOLER/S ASSY	147 25
HOLDER/GRILLE COMP	97 12		10 41	HOSE/DRAIN/1750	147 13
HOLDER/GRILLE/E COMP	96 13	HOSE/08X13X300	8 35	HOSE/DRAIN/1800	147 14
HOLDER/JE/9-9	33 14		8 37	HOSE/DRAIN/2000	147 15
	129 35		8 41		147 15-A
	185 15		9 41	HOSE/DRAIN/400	147 16
HOLDER/PIPE	80 80		10 37	HOSE/FUEL/600 ASSY	9 38
	81 76	HOSE/100	78 15		10 34
HOLDER/SHAFT/DIFF	65 27	HOSE/1050 ASSY	80 34	HOSE/FUEL/900 ASSY	8 32
	66 27		81 31		8 43
HOOD COMP	92 1	HOSE/230	2 18		9 47
	93 1		3 18		10 43
	94 1	HOSE/270	1 18	HOSE/HEATER/3480	146 20
	95 1	HOSE/310 ASSY	80 40	HOSE/HEATER/3600	147 33
HOOK/FRONT/LH COMP	98 12		81 37	HOSE/HEATER/L/150	145 49
	100 12	HOSE/325 ASSY	59 20		146 32
HOOK/FRONT/RH COMP	98 13	HOSE/400 ASSY	80 71	HOSE/HEATER/VALVE/26	146 19
	100 13		81 67	HOSE/HEATER/VALVE/28	147 32
HOOK/LH COMP	99 13	HOSE/4100	127 34	HOSE/INLET	6 13
	101 11		127 39		6 13-A
	102 13		128 37	HOSE/RADIATOR/INLET	1 11
	103 11		128 42		2 11
HOOK/REAR/LH COMP	98 14	HOSE/425 ASSY	59 22		3 11
	99 15	HOSE/470 ASSY	177 15	HOSE/RADIATOR/OUTLET	1 10
	100 14		179 18		2 10
	101 13	HOSE/530 ASSY	177 16		3 10
	102 15		179 19	HOSE/RUBBER	1 34
	103 13	HOSE/600	127 35		1 35
HOOK/REAR/RH COMP	99 16		128 38		1 37
	101 14	HOSE/70	80 65		2 36
	102 16		81 61		2 37
	103 14	HOSE/700	8 9		2 39
HOOK/RH COMP	98 15		9 9		3 36
	99 14		10 9		3 37
	100 15	HOSE/700 ASSY	58 16		3 39
	101 12		74 49	HOUSING COMP	58 8
	102 14	HOSE/750	2 19		59 13
	103 12		3 19	HOUSING/AXLE	45 14
HOOK/TOPLINK	82 25	HOSE/80	79 15		45 14-A
	83 25	HOSE/BREATHER	14 19		67 1
	84 25		15 19		67 1-A
	85 25		73 16		68 1

Alphabetical Index

Description	Fig. Key	Description	Fig. Key	Description	Fig. Key
HOUSING/AXLE	68 1-A	INSULATOR	101 2	INSULATOR	201 5
HOUSING/AXLE/AT	46 16		101 7	INSULATOR, COVER	116 22
	46 16-A		101 19		117 16
	46 16-B		102 2		118 20
HST (38. 8) ASSY	16 1		102 8		119 16
HST/38. 8 ASSY	16 1-A		102 21	INSULATOR/040	135 18
	16 1-B		103 2	INSULATOR/05X25X60	127 37
HUB	20 1		103 7		128 40
HUB/18X27X79	40 4		103 19	INSULATOR/08X100	117 26
	40 4-A		107 10	INSULATOR/10X180	146 31
	41 4		107 10-A		147 44
	41 4-A		107 11	INSULATOR/150X150	147 4
HUB/18X32X16	109 3		107 11-A	INSULATOR/15X15X190	96 3
	110 2		107 12	INSULATOR/195X320	135 5-A
HUB/23X46X58	21 6		108 10		188 12-A
INSULATOR	1 6		109 14	INSULATOR/200X240	95 8
	1 7		110 14	INSULATOR/20X280	146 2
	1 8		111 7		147 2
	1 9		115 7	INSULATOR/20X630	146 29
	2 9		117 4		147 42
	2 32		117 22	INSULATOR/270	112 9
	3 9		117 28		113 9
	3 32		119 4	INSULATOR/280X260	147 3
	8 17		119 22	INSULATOR/300	114 8
	11 18		119 27	INSULATOR/30X30X330	99 24
	60 12		120 8		101 21
	61 14		129 39		102 24
	79 25		135 10		103 21
	90 11		135 12	INSULATOR/30X30X630	97 2
	90 19		137 2	INSULATOR/30X30X90	98 22
	91 11		137 3		100 24
	91 19		137 4	INSULATOR/30X35X150	96 2
	92 6		137 17	INSULATOR/50X150	146 30
	93 6		138 2		147 43
	94 6		138 3	INSULATOR/50X330	135 5
	95 6		138 4		188 12
	98 2		138 16	INSULATOR/50X50X15	120 7
	98 6		141 4	INSULATOR/65X530	135 19
	98 8		141 16	INSULATOR/6X9X650	96 10
	99 2		144 4		97 9
	99 8		146 24	INSULATOR/76X139	1 23
	99 21		146 38		2 24
	100 2		147 24		3 24
	100 6		147 37	INSULATOR/80X175X10	107 13
	100 8		199 2	INSULATOR/90	98 19

Alphabetical Index

1747-097-100-10

Description	Fig. Key	Description	Fig. Key	Description	Fig. Key
INSULATOR/90	100 19	INSULATOR/LEVER/SUB	41 16	INSULATOR/SIDE/RH	98 11
INSULATOR/BALL	137 16		75 57		99 11
	138 15		76 57		99 12
INSULATOR/CENTER/300	139 4		176 12		100 11
INSULATOR/CENTER/435	139 4-A		177 12		100 22
INSULATOR/COVER	116 22-A		178 14		101 10
	117 16-A		179 14		102 11
	118 20-A		180 12		102 12
	119 16-A		181 14		103 10
INSULATOR/DASH/E4	112 8	INSULATOR/LH	111 5		142 4
	113 8		114 16	INSULATOR/STEERING	57 3
INSULATOR/DASH/LH	111 3		115 5	INSURATOR/MOUNT	108 6
	115 3		137 14	JOINT	56 11
	137 12		138 13	JOINT ASSY	174 21
	138 11	INSULATOR/MAT/CENTER	117 6		175 21
INSULATOR/DASH/LOWER	111 1		119 6	JOINT BALL M08LH	174 31
	115 1	INSULATOR/MAT/LH	117 7		175 31
	137 10		119 7	JOINT BALL M08RH	174 30
	138 9	INSULATOR/MAT/RH	117 8		175 30
INSULATOR/DASH/RH	111 4		119 8	JOINT/BALL/LH ASSY	71 2-A
	115 4	INSULATOR/MOUNT/CY	109 11		71 2-B
	137 13		110 11	JOINT/BALL/RH ASSY	71 7-A
	138 12	INSULATOR/PARKING	137 22		71 7-B
INSULATOR/DASH/UPPER	111 2		138 21	JOINT/RECEIVER ASSY	145 41
	115 2	INSULATOR/REAR	143 2	JOINT/UNIVERSAL	55 11
	137 11	INSULATOR/RH	111 6	JOINT/WASHER	127 36
	138 10		114 17		128 39
INSULATOR/DOOR	140 5		115 6	JOYSTICK/E4 SET	174 1
	141 7		137 15		175 1
	141 10		138 14	KEY	122 4
INSULATOR/GUIDE/LH	107 9	INSULATOR/ROOF	135 3		123 4
	107 9-A	INSULATOR/SIDE	98 21	KIT/BEARING/NEEDLE	198 1
INSULATOR/GUIDE/RH	107 15		99 23	KIT/SEAL SET	58 2
INSULATOR/HANDLE	141 8		100 23		198 2
INSULATOR/HANDLE/LOW	141 9		102 23	KNOB	78 77
INSULATOR/HOOD	93 7	INSULATOR/SIDE/LH	98 5		79 77
	93 8		99 5		129 41
	94 7		99 6		135 23
	94 8		100 5		202 16
	95 7		100 21		206 15
INSULATOR/LEVER/LH	117 24		101 5	KNOB/A/C	202 14-A
	119 24		102 5	LABEL/AIRCON	153 1
INSULATOR/LEVER/SUB	26 43		102 6	LABEL/BATTERY	152 11
	28 41		103 5		154 11
	40 16		142 3		155 2

Alphabetical Index

1747-097-100-10

Description	Fig. Key	Description	Fig. Key	Description	Fig. Key
LABEL/C	174 51	LABEL/PTO	152 9	LAMP/REAR/RH SET	125 13
	175 51		154 9	LAMP/ROOM ASSY	127 61
LABEL/C/DRIVE/E4	154 1	LABEL/ROPS	152 13		128 64
LABEL/CAUTION/BATTER	152 3		154 13	LAMP/WORKING ASSY	127 41
	154 3	LABEL/SEAL	117 20		128 44
LABEL/CE	156 1		119 20		183 2
LABEL/CONTROL/LH/H	151 1		127 60	LAMP/WORKING/REAR	183 1
LABEL/CONTROL/LINEAR	151 10		128 63	LATCH ASSY	144 11
	151 10-A	LABEL/SEAL/22X30	127 60-A	LENS/LH/TAIL	124 8
LABEL/CONTROL/PARKIN	151 7		128 63-A		125 8
	151 7-A	LABEL/SPEED/H/E4	151 3	LENS/LH/TURN	124 9
LABEL/CONTROL/RH/H	151 2	LABEL/SPEEDSIGNAL	122 15		125 9
LABEL/CONTROL/START/	151 4		123 15	LENS/RH/TAIL	124 14
LABEL/CONTROL/THROTT	151 5	LABEL/SUBCON	176 27		125 14
LABEL/D	174 52		177 28	LENS/RH/TURN	124 15
	175 52		178 33		125 15
LABEL/DIFF	151 6		179 31	LEVER	8 21
LABEL/DRIVE	152 1		180 27		9 22
LABEL/EMERGENCY	151 9		181 33		10 18
	151 9-A	LABEL/TRAILER	152 8		201 14
LABEL/ETHER	152 6		154 8		202 4
	154 6	LABEL/TRH-1742A	90 20		202 5
LABEL/FUEL	152 12	LABEL/TRH-1744A	91 20		206 4
	154 12	LABEL/W/FAN	152 2		206 5
LABEL/FUSE/CAB	153 2		154 2	LEVER COMP	12 1
LABEL/FUSE/H5	151 8	LABEL/W/RADIATOR	152 7		13 1
LABEL/LAMP/F/E4	127 46		154 7	LEVER/1ST	176 10
	128 49	LABEL/W/STARTER	152 10		177 10
LABEL/LAMP/R/E4	183 6		154 10		178 11
LABEL/LOADER	174 48	LABEL/WARNING/BELT	152 4		179 11
	175 48		154 4		180 10
LABEL/MODE/PTO	122 49	LABEL/WARNING/FUEL	155 1		181 11
	123 43	LABEL/WARNING/HOT	152 5	LEVER/2ND	178 12
LABEL/PANEL/A/C	202 13		154 5		179 12
	206 13	LABEL/WASHER/WIPER/F	127 32		181 12
LABEL/PORT/1ST	176 28		128 35	LEVER/BAR/12 COMP	196 10
	177 29	LAMP/FRONT SET	124 29	LEVER/JOYSTICK COMP	174 23
	178 34		125 29		175 23
	179 32	LAMP/HEAD ASSY	120 25	LEVER/MID COMP	26 41
	180 28		121 21		26 41-A
	181 34	LAMP/NUMBERPLAT SET	124 21		27 40
LABEL/PORT/2ND	178 35		125 21		27 40-A
	179 33	LAMP/REAR/LH SET	124 7		28 39
	181 35		125 7		28 39-A
LABEL/PROTECTION LEV	150 1	LAMP/REAR/RH SET	124 13		29 39

Alphabetical Index

1747-097-100-10

Description	Fig. Key	Description	Fig. Key	Description	Fig. Key
LEVER/MID COMP	29 39-A	LINKPIN	85 24	METAL/SUB COMP	21 8
LEVER/PARKING ASSY	53 1		90 10	METAL/SYLINDER	58 19
	54 1		90 18	MIDPTO/E4/6 SET	26 1
LEVER/PLATE	75 55		91 10	MIRROR ASSY	112 17
	76 55		91 18		113 17
LEVER/PLATE COMP	75 49		133 14		114 13
	76 49		134 16	MIRROR/ROOM ASSY	188 2
LEVER/PTO COMP	40 9	LOCK/DOOR/LH ASSY	141 12	MIRROR/ROOM SET	188 1
	40 9-A	LOCK/DOOR/RH ASSY	141 13	MOLDING/FRONT	92 23
	41 9	LOCK/LH ASSY	142 7		93 25
	41 9-A	LOCK/RH ASSY	142 8		94 24
LEVER/REVERSE COMP	35 1	LOCKPLATE COMP	51 3		95 24
	35 1-A		52 3	MOLDING/LH	92 26
LEVER/SUB COMP	36 13	MARK/PORT/A	174 49		93 28
	37 13		175 49		94 27
LINING/13X50X03	12 3	MARK/PORT/B	174 50		95 27
	13 3		175 50	MOLDING/RH	92 27
	75 50	MAT/CY/HST	117 5		93 29
	76 50		119 5		94 28
LINK	86 7	MAT/E4/HST	116 13		95 28
	87 7		118 11	MOTOR ASSY	201 9
LINK ASSY	11 13	METAL	26 24	MOTOR/WIPER ASSY	183 11
LINK/DRAWBAR	90 12		27 23		183 20
	91 12	METAL/DIFF	44 19	MOTOR/WIPER/175 ASSY	127 15
LINK/LOWER COMP	82 1		65 13		128 18
	83 1		66 13	MUFFLER COMP	4 1
	84 1	METAL/FILTER	80 60		5 1
	85 1		81 56		5 1-A
LINK/TOP/LH COMP	82 18	METAL/INPUT	20 15	NET	1 3
	83 18	METAL/PINION	42 5		201 19
	84 18		43 5	NET/12/474X517 COMP	2 5
	85 18	METAL/PIVOT/FRONT	67 4		3 5
LINK/TOP/RH COMP	82 19		68 10	NET/CONDENSOR	145 30
	82 19-A	METAL/PIVOT/REA ASSY	67 14	NET/GRILLE	96 4
	83 19		68 20		97 3
	83 19-A	METAL/SEAL	28 22	NET/GRILLE/UNDER	96 5
	84 19		29 22		97 4
	84 19-A	METAL/SHIFT	33 1	NIPPLE, GREASE	36 5
	85 19	METAL/SPACER/LH	45 1		37 5
	85 19-A		45 1-A		71 6
LINKPIN	60 10		46 1		71 11
	61 12	METAL/SPACER/RH	45 2		72 5
	82 24		45 2-A		72 12
	83 24		45 2-B		74 40
	84 24		46 2	NIPPLE, GREASE/B-M6F	196 7

Alphabetical Index

Description	Fig. Key	Description	Fig. Key	Description	Fig. Key	
NIPPLE, GREASE/M6F	200 4	NUT, LH THREAD/M17	71 15	NUT/LH/M08	53 10	
	200 14	NUT, LOCK	122 56		54 10	
NIPPLE, GREASE/PT1/8	49 23		122 72		174 28	
	50 24		123 56		175 28	
	53 18		123 72	NUT/M06	199 5	
	54 18	NUT, RING	8 26	NUT/M08	78 26	
NIPPLE/GREASE	67 9		9 27		141 23	
	50 25		10 23	NUT/M10	5 4	
	67 17	NUT, SLOTTED/M12P1.25	71 4		78 72	
	68 13		71 9		79 26	
	68 22	NUT, SPEED/M4	144 13		79 72	
	69 37		148 3		104 9	
	74 45		149 3		105 9	
NOZZLE/WASHER ASSY	127 33	NUT, SPEED/M6	92 25		133 4	
	128 36		92 29		134 4	
	183 15		93 27		174 10	
	183 24		93 31		175 10	
NUT	68 7		94 26	NUT/M10, P=1.25	75 54	
	71 14		94 30		76 54	
	72 4		95 26	NUT/M10/7T	45 18	
	72 11		95 30		46 20	
	120 4		96 7		69 41	
	120 18		97 6		90 8	
	121 4	NUT, TOP LINK LOCK	82 21		91 8	
	121 14		83 21	NUT/M12	53 23	
	145 12		84 21		54 23	
	201 7		85 21		67 8	
	201 22	NUT, U/M16	90 15		75 38	
	203 3		91 15		76 38	
	NUT (30)	65 3	NUT, WASHER/M6	107 19		190 3
		66 3		127 18	NUT/M12/7T	14 6
	NUT, ADAPTER/AN09	46 30		127 28		15 6
NUT, CAP/M8	140 13		128 21		16 8	
	140 22		128 31		19 3	
	143 6		137 19		30 6	
NUT, CASTLE/M10 P1.25	55 3		137 24		31 6	
	56 3		138 18		67 12	
NUT, CASTLE/M10, P1.25	12 6		138 23		67 20	
	13 6		145 46		68 16	
NUT, CASTLE/M12 P1.25	71 12	NUT/CAP/M05	142 20		73 13	
NUT, CASTLE/M14 P=1.5	58 4	NUT/CAP/M06	142 10		74 11	
	72 6		143 30		108 14	
	72 13	NUT/JACK/M06	135 2		109 18	
	200 3	NUT/LH/M08	51 13		110 18	
200 13		52 13	NUT/M12/LH		53 26	

Alphabetical Index

1747-097-100-10

Description	Fig. Key	Description	Fig. Key	Description	Fig. Key
NUT/M12/LH	54 26	NUT/M6	129 6	NUT/SM/M10X1.25	66 30
NUT/M14/7T	60 8		203 1	NUT/WASHER	1 25
	61 10	NUT/M8	4 3		80 38-A
	69 9		11 19		81 35-A
	70 5		51 14		96 14
	70 15		51 21		96 18
	164 4		52 14		96 24
NUT/M16	45 36		52 21		97 13
	69 57		53 13		97 17
	86 2		54 13		97 23
	87 2		57 13	NUT/WASHER/M10	89 7
	133 9		75 17	NUT/WASHER/M4	8 12
	134 11		75 46		9 12
	158 6		76 17		10 12
	158 16		76 46		127 59
	159 6		78 25		128 62
	159 16		78 76		182 3
	160 6		79 76	NUT/WASHER/M5	127 64
	160 16		80 3		128 67
NUT/M16/7T	82 5		81 3		146 14
	82 15		83 30		147 19
	83 5		85 30	NUT/WASHER/M6	122 70
	83 15		92 14		123 70
	84 15		93 16		129 14
	85 15		94 15		136 4
	86 2-A		95 15		188 11
	87 2-A		108 16		203 10
	158 5		120 14	NUT/WASHER/M8	5 8
	158 5-A		121 10		60 14
	158 15		174 25		60 16
	158 15-A		174 29		61 16
	159 5		174 32		61 18
	159 15		175 25		62 11
	160 5		175 29		63 10
	160 15		175 32		75 56
NUT/M18 P=1.5	200 22	NUT/M8/7T	65 17		76 56
NUT/M20	68 19		66 17		80 38
NUT/M25	64 5		92 3		81 35
NUT/M33X1.5	42 2		93 3		83 29
	43 2		94 3		85 29
NUT/M50X1.5	45 32		95 3		92 44
NUT/M6	120 23	NUT/POP/M08	2 25		92 49
	121 19		3 25		93 46
	127 17	NUT/SM/M10X1.25	44 4		93 51
	128 20		65 30		94 45

Alphabetical Index

1747-097-100-10

Description	Fig. Key	Description	Fig. Key	Description	Fig. Key		
NUT/WASHER/M8	95 45	0-RING/1A, P14	27 29	0-RING/1B, P10A	79 51		
	104 5		28 28		79 65		
	105 7		29 28		194 4		
	117 11		32 7		194 8		
	119 11		33 3		194 12		
	124 3		34 7		78 82		
	125 3		0-RING/1A, P16		9 31	0-RING/1B, P11	78 84
	125 35				10 27		79 82
	127 43				14 21		79 84
	128 46				15 21		80 13
	137 27				16 3		80 16
	138 26				16 13		80 27
	174 47		0-RING/1A, P21		9 25	0-RING/1B, P12	80 29
	175 47	0-RING/1A, P28	10 21	77 3			
	176 23		78 3	78 52			
	178 29	78 13	78 62				
	180 23	79 3	79 52				
	181 29	79 13	79 62				
	185 18	80 64	193 11				
	OIL/ND8	189 3	81 60	194 2			
		OIL/ND8/250	0-RING/1A, P34	63 7	194 6		
	67 16			194 13			
	OIL/ND8/40	189 2	0-RING/1A, P38	62 7	195 9		
	0-RING	27 16		0-RING/1A, P40	65 10	197 21	
		28 16	0-RING/1A, P41	66 10	197 21		
	29 16	62 8		0-RING/1B, P14	21 9		
145 34	63 6	73 6					
145 38	0-RING/1A, P44	8 27	73 23				
145 40	0-RING/1A, P7	2 4	74 21				
145 42	0-RING/1A, P9	3 4	74 51				
147 26		133 15	78 34				
147 29	134 17	78 53					
201 23	0-RING/1A, S48	17 10	78 56				
201 24	0-RING/1A, S53	18 10	79 34				
201 25		17 9	79 53				
0-RING/1A, G110		201 26	18 9	79 56			
		70 3	59 9	80 25			
	70 10	200 21	80 50				
0-RING/1A, G50	16 5	0-RING/1A, S55	207 9	80 70			
0-RING/1A, G65	9 28	0-RING/1A, S56	16 2	80 75			
	10 24	0-RING/1B, G50 HS90	191 4	80 78			
0-RING/1A, G75	67 2	0-RING/1B, P10A	192 4	81 13			
0-RING/1A, P10A	8 23		77 4	81 16			
0-RING/1A, P14	34 3		78 51	81 25			
	26 30		78 65	81 27			

Alphabetical Index

1747-097-100-10

Description	Fig. Key	Description	Fig. Key	Description	Fig. Key	
0-RING/1B, P14	81 46	0-RING/1B, P22	79 70	ORNAMENT/TG5395	148 6	
	81 66		191 5	ORNAMENT/TG5475	149 6	
	81 71		192 5	PACKING	1 16	
	81 74	0-RING/1B, P24	14 12		1 33	
	174 4		15 12		2 16	
	174 6	0-RING/1B, P26, HS90	16 4		2 35	
	175 4		73 19		3 16	
	175 6		74 17		3 35	
	176 15	0-RING/1B, P32	194 3		8 6	
	178 17		194 7		9 6	
	178 19	0-RING/1B, P34	79 19		10 6	
	180 15	0-RING/1B, P38	77 2		68 4	
	181 17		194 14		70 12	
	181 19	0-RING/1B, P44	59 8		78 8	
	193 10		78 2		79 8	
	193 13		79 2		207 2	
	195 8		200 19	PACKING, OIL PUMP	78 24	
	195 11	0-RING/1B, P6	191 6		80 2	
	197 28		192 6		81 2	
	197 28	0-RING/1B, P7	193 12	PACKING. ROD	74 42	
	207 17		195 10	PACKING/PISTON	59 4	
	0-RING/1B, P16	77 9		197 25		200 20
		78 71		197 25	PACKING/ROD	59 6
		79 71	0-RING/1B, P75	73 32		200 8
		173 2		74 31		200 17
	0-RING/1B, P18	194 17	0-RING/1B, S16	78 45	PACKING/RUBBER	8 11
		78 63		79 45		9 11
79 63		0-RING/1B, S24	80 68		10 11	
133 13			81 64	PAD	51 18	
134 15		0-RING/AS568/013	78 40		52 18	
0-RING/1B, P20	207 12		79 40	PAD/190	80 43	
	78 19	0-RING/AS568/014	78 41		81 39	
	78 29		79 41	PAD/20	122 17	
	78 39	0-RING/AS568/015	78 42		123 17	
	78 44		79 42	PAD/40	2 7	
	78 50	ORNAMENT/HYDRO	148 7		3 7	
	79 29		149 7	PAD/50	116 2	
	79 39	ORNAMENT/ISEKI	148 1		122 54	
	79 44		149 1		123 54	
	79 50	ORNAMENT/ISEKI/LH	148 4		137 29	
	80 6		149 4		138 28	
	80 10	ORNAMENT/ISEKI/RH	149 5	PAD/720	8 18	
	81 6	ORNAMENT/STEERING	148 8	PAD/HST	11 6	
	81 10		149 8	PANEL/AC	146 12	
	0-RING/1B, P22	78 70	ORNAMENT/TG5330/RH	148 5		147 17

Alphabetical Index

Description	Fig. Key	Description	Fig. Key	Description	Fig. Key
PANEL/CONTROL SET	147 5	PIN 19X132	84 22	PIN, SPLIT/2X20	56 4
	147 5-A		85 22		75 14
PANEL/CONTROL/H SET	146 3	PIN, HAIR	82 12		75 22
PANEL/DASH/HST COMP	112 1		83 12		75 29
	113 1		84 12		76 14
PANEL/FLOOR/HST COMP	116 1		85 12		76 22
	116 1-A	PIN, SNAP/6	176 9		76 29
	116 1-B		177 9	PIN, SPLIT/3X20	71 5
	118 1		178 10		71 10
	118 1-A		179 10		75 48
	118 1-B		180 9		76 48
PANEL/INSTRUMEN ASSY	126 1		181 10		82 14
PANEL/SEAT COMP	116 18	PIN, SPLIT/1.6X15	106 7		83 14
	116 18-A		107 7		84 14
	117 1	PIN, SPLIT/2.5X20	12 11		85 14
	117 1-A		13 11	PIN, SPLIT/3X25	58 6
	118 16		35 4		71 13
	118 16-A		53 29	PIN, SPLIT/3X30	72 7
	119 1		54 29		72 14
	119 1-A	PIN, SPLIT/2.5X25	12 7	PIN, SPLIT/4X30	82 8
PANEL/SWITCH/H5/E4	122 38		13 7		83 8
	123 38	PIN, SPLIT/2X15	11 12		86 5
PEDAL COMP	11 3		12 14		86 9
	57 9		12 18		87 5
PEDAL/BRAKE/LH SET	51 1		13 14		87 9
	52 1		13 18	PIN, SPRING/3X16 W	75 26
PEDAL/BRAKE/RH ASSY	51 8	PIN, SPLIT/2X20	26 36		76 26
	52 8		27 35	PIN, SPRING/3X18 W	38 5
PEDAL/DIFF ASSY	47 11		28 34		39 5
	48 11		29 34	PIN, SPRING/3X25 W	197 24
PIN	51 15		38 3		197 24
	52 15		39 3	PIN, SPRING/4X18 W	75 6
	75 45		40 3		76 6
	76 45		40 12	PIN, SPRING/4X20 W	75 31
	202 6		41 3		75 42
	206 6		41 12		76 31
PIN COMP	74 47		47 9		76 42
	84 3		48 9	PIN, SPRING/5X16 W	49 10
	84 4		49 19		50 10
	85 3		50 19	PIN, SPRING/5X18 W	196 14
	85 4		51 17	PIN, SPRING/5X32 W	64 14
PIN (19X72)	86 8		52 17		196 4
	87 8		53 15	PIN, SPRING/6X25 W	26 32
PIN 19X132	82 22		54 15		27 31
	83 22		55 4		28 30

Alphabetical Index

1747-097-100-10

Description	Fig. Key	Description	Fig. Key	Description	Fig. Key
PIN, SPRING/6X25 W	29 30	PIN/06X23	175 17	PIN/30X162 COMP	90 17
PIN, SPRING/8X28 W	26 40	PIN/06X25	75 12		91 17
	27 39		76 12	PIN/6X16	12 15
	28 38	PIN/06X31	35 3		12 19
	29 38		176 8		13 15
	33 8		177 8		13 19
	34 9		178 9	PIN/6X42	40 10
PIN, SPRING/8X50 W	73 34		179 9		41 10
	74 33		180 8	PIN/A COMP	11 4
PIN, ST, A/10X22	68 2		181 9	PIN/B COMP	11 15
PIN, ST, B/10X24	14 10	PIN/08X25	47 4	PIN/BRAKE COMP	49 20
	15 10		48 4		49 21
	16 6	PIN/08X54	143 10		50 21
	19 8	PIN/08X94	140 7		50 22
	20 17	PIN/10X113	75 1	PIN/PINION/DIFF	44 14
	21 12		76 1	PIN/SHIFT/DIFF/HST	47 3
	26 7	PIN/10X25	53 27		48 3
	27 6		54 27	PIN/SNAP	92 5
	28 5	PIN/12X128	75 36		92 19
	29 5		76 36		93 5
	30 3	PIN/12X45	75 18		93 21
	31 3		76 18		94 5
	44 6	PIN/12X48	82 13		94 20
	45 7		83 13		95 5
	46 7		84 13		95 20
	58 22		85 13		174 18
	69 6	PIN/14X91	64 13		175 18
	69 38	PIN/16X23 COMP	57 7	PIN/SPRING/W	142 9
	69 51	PIN/16X51	86 12	PIN/STOPPER/8	27 34-A
	70 7		87 12		28 33-A
	70 17	PIN/19X94	82 23		29 33-A
	70 49		83 23		36 9
PIN, ST, B/8X24	65 28		84 23		37 9
	66 28		85 23	PIN/STRAIGHT	17 8
PIN, TAPER/8X50	51 2	PIN/20X58	133 12		18 8
	52 2		134 14	PIN/TAPER/06X45	32 6
	53 17	PIN/22X89	74 46		36 11
	54 17	PIN/22X99	82 3		37 11
PIN, YOKE A	49 17		83 3	PINION/DIFF/11	65 20
	50 17		86 1		66 20
PIN/06X07	92 17		87 1	PINION/DIFF/12	64 11
	93 19	PIN/25X91	90 9	PIPE	9 36
	94 18		91 9		10 32
	95 18	PIN/30X120 COMP	60 9	PIPE (A) COMP	62 4
PIN/06X23	174 17		61 11	PIPE, CHARGE	16 12

Alphabetical Index

Description	Fig. Key	Description	Fig. Key	Description	Fig. Key
PIPE, BREATHER	15 18	PIPE/RETURN COMP	80 48	PLATE	119 23
	73 15		81 44		122 57
	74 13		80 17		122 57-A
PIPE/18	14 18		81 17		122 73
PIPE/1ST/A/E4 COMP	176 16	PIPE/STEERING COMP	80 9		122 73-A
	178 20		81 9	123 57	
	180 16		80 63	123 57-A	
PIPE/1ST/B/E4 COMP	181 20	PIPE/SUC/CHARGE COMP	81 59		123 73
	176 17		78 18	123 73-A	
	178 21		79 18	137 23	
PIPE/1ST/B/E4 COMP	180 17	PIPE/SUC/FRONT COMP	78 12		137 25
	181 21		79 12	138 22	
	178 22		78 1	138 24	
PIPE/2ND/A/E4 COMP	181 22	PIPE/SUC/REAR COMP	79 1		146 28
	178 23		73 30	147 30	
PIPE/2ND/B/E4 COMP	181 23	PISTON	74 29		147 41
	63 5		204 1	197 23	
PIPE/4WD/REAR COMP	174 41	PISTON/ROD/109 COMP	205 1		197 23
	175 41		74 40-A	201 18	
PIPE/BOOM/A/E4 COMP	174 42	PLATE	8 5	PLATE COMP	47 15
	175 42		9 5		48 15
PIPE/BUCKET/A/E COMP	174 43		10 5		107 24
	175 43		12 8		137 18
PIPE/BUCKET/B/E COMP	174 44		13 8		138 17
	175 44		17 31		146 9
PIPE/COOLER/L ASSY	145 39		18 31		147 11
PIPE/COOLER/LOWER	80 30		26 12	PLATE COMP	106 4
	81 28		27 11		107 4
PIPE/COOLER/S ASSY	145 31		28 10		185 7
PIPE/DEL/FRONT ASSY	79 28		29 10	PLATE, BATTERY SET	121 2
PIPE/DEL/FRONT COMP	78 28		45 15	PLATE, RUBBER	8 16
	78 32		49 9		9 14
PIPE/DEL/MID COMP	79 32		50 9		10 14
	78 54		74 36	PLATE, SWITCH	122 78
PIPE/DEL/REAR COMP	79 54		75 51		123 78
	PIPE/FILLER/OIL COMP	73 18		76 51	PLATE/ADAPTER COMP
74 16			90 13	204 8	
PIPE/FILTER/FRONT	80 44		91 13		205 8
	81 40		107 18	PLATE/BATTERY	120 2
PIPE/FILTER/REA COMP	80 76		107 20		120 2-A
		81 72		107 21	PLATE/BUMPER
PIPE/INLET	6 9		107 23	PLATE/CAM COMP	35 5
	7 9		117 21	PLATE/CAUTION	9 32
PIPE/PTO/H COMP	78 80		117 23		10 28
	79 80		119 21	PLATE/DASH COMP	112 16

Alphabetical Index

1747-097-100-10

Description	Fig. Key	Description	Fig. Key	Description	Fig. Key
PLATE/DASH COMP	113 16	PLATE/JOY ASSY	175 12	PLUG	207 11
	114 12	PLATE/LH	49 27		207 16
PLATE/FRICTION	49 3	PLATE/MID	26 34	PLUG ASSY	129 33
	49 7		27 33		129 33-A
	50 3		28 32	PLUG (G3/8)	73 5
	50 7		29 32	PLUG/50X6.5	30 12
	204 7	PLATE/NUMBER/E4	124 1		31 13
	205 7		125 1	PLUG/60	117 3
PLATE/GRILLE	60 15	PLATE/PARKING/A COMP	53 22		119 3
	61 17		54 22	PLUG/7P	130 1
PLATE/HINGE	142 13	PLATE/PARKING/B COMP	53 25	PLUG/G3/4 ASSY	14 11
PLATE/I, 13X40	129 32		54 25		15 11
PLATE/I/16X116	120 10	PLATE/PRESSURE/LH	49 1	PLUG/M14	197 18
PLATE/I/16X298	37 8		50 1		197 18
	41 1	PLATE/PRESSURE/RH	49 5	PLUG/M18	77 8
PLATE/I/190X60	127 52		50 5		194 16
	128 55	PLATE/RH	49 28	PLUG/M18 ASSY	173 1
PLATE/I/19X206	36 8	PLATE/SENSOR COMP	129 12	PLUG/SCREW/SEAL	14 13
PLATE/I/19X226	40 1	PLATE/SEPARATE	49 2		14 15
PLATE/I/19X380	116 23		49 6		14 15-A
	117 17		50 2		15 13
	118 21		50 6		15 15
	119 17	PLATE/SEPARATOR	204 6		15 15-A
PLATE/I/25X137	88 1		205 6		19 9
PLATE/I/30X50	26 28	PLATE/STAY COMP	129 21		19 10
	27 27	PLATE/UNDER	98 18		26 8
	28 26		98 18-A		27 7
	29 26		99 19		28 6
PLATE/I/32X72	51 6		100 18		29 6
	52 6		101 17		30 10
PLATE/I/59X178	9 19		102 19		31 11
PLATE/I/72X127	14 16		103 17		45 24
	15 16	PLATE/Z/16X302 COMP	47 8		46 23
PLATE/I/75X145	112 20	PLATE/Z/16X342 COMP	48 8		69 29
	113 20	PLATE/Z/16X86	129 28		70 31
PLATE/INNER/LH	107 17	PLIERS/G150	157 3		70 36
PLATE/IR/19X360	116 23-A	PLUG	1 15		73 7
	117 17-A		2 15		73 8
	118 21-A		3 15		74 5
	119 17-A		145 33		74 6
PLATE/IR/19X65	8 2		145 37		77 10
	9 2		193 8		78 31
	10 2		193 9		78 48
PLATE/IR/36X96	186 1		195 6		79 31
PLATE/JOY ASSY	174 12		195 7		79 48

Alphabetical Index

1747-097-100-10

Description	Fig. Key	Description	Fig. Key	Description	Fig. Key	
PLUG/SCREW/SEAL	80 14	PUMP/GEAR ASSY	79 23	RING	70 47	
	81 14	PUMP/GEAR SET	17 6		73 31	
	174 45		18 6		74 30	
	175 45	PUMP/W/T	127 27		75 20	
	176 18		128 30		76 20	
	177 20	RADIATOR ASSY	1 1		200 10	
	178 24		2 1		200 16	
	179 23		3 1		202 9	
	180 18	REAR DIFF SWITCH	127 44		206 9	
	181 24		128 47		RING, HUB/150 167 1	
	193 14		183 4		RING, RETANING/E07 143 11	
	194 15	RECEIVER/DRYER ASSY	145 27		RING, SNAP 20 10	
	195 12	REFLECTOR ASSY	124 25		RING, SNAP/14 C 35 10	
	PLUG/SEAL	197 27			125 25	RING, SNAP/15 C 17 16
		197 27	RELAY ASSY		122 28	18 16
PLUG/SEAL/65	70 2		123 28	80 22		
	70 9		185 17	81 22		
PLUG/SEAL/72X08	69 28	RELAY, 5P ASSY	127 11	RING, SNAP/17 C 57 6		
	70 29		128 14	RING, SNAP/20 C 58 9		
	70 34		183 17	59 14		
POPNUT/M06	137 8		183 26	63 2		
	138 7	RELAY/35A ASSY	122 65	196 16		
POPPET	80 19		123 65	RING, SNAP/22 C 47 5		
	81 19	RELAY/4P ASSY	122 27	48 5		
	197 19		122 31	49 15		
	197 19		122 32	50 15		
POPPET/073	193 6		122 35	RING, SNAP/24 C 197 17		
	195 4		123 27	197 17		
POPPET/CHECK	193 4		123 31	RING, SNAP/25 C 17 5		
PRIMER/GLASS	187 4		123 32	18 5		
PRIMER/K-520 ASSY	187 6		123 35	20 3		
PROTECTOR, EDGE/120	112 3		127 10	21 7		
	113 3		128 13	23 12		
	137 28		183 7	36 4		
	138 27	RESERVETANK ASSY	1 31	37 4		
			2 33	40 5		
PULLEY/FT/45X20 ASSY	145 17		3 33	41 5		
PULLEY/V/076 ASSY	145 13		122 43	49 26		
PUMP SET	192 1	RESISTANCE	8 33	50 28		
PUMP GEAR SET	191 1	RESISTANCE/1.0	123 44	62 2		
PUMP GEAR ASSY	80 1	RESISTOR	201 1	RING, SNAP/28 C 192 9		
	81 1	RESISTOR/BLOWER	199 1	RING, SNAP/30 C 69 25		
		RIM	158 2	RING, SNAP/35 C 20 12		
PUMP/FUEL ASSY	9 43	RIM/WHEEL/W11-2 COMP	158 12	26 22		
	10 39		69 45	27 21		
PUMP/GEAR ASSY	78 23	RING				

Alphabetical Index

1747-097-100-10

Description	Fig. Key	Description	Fig. Key	Description	Fig. Key
RING, SNAP/35 C	69 26	RING/O	81 69	ROD	201 13
RING, SNAP/42 C	58 10	RING/O/F404/1015	78 47	ROD, CLUTCH B COMP	51 10
	59 15		79 47		52 10
	196 17	RING/SNAP	22 4	ROD/4WD	38 1
RING, SNAP/47 C	14 14		23 4		39 1
	15 14		78 68	ROD/90 RH	53 12
RING, SNAP/52 C	64 9		79 68		54 12
	207 5		207 6	ROD/FORK COMP	49 16
RING, SNAP/8 E	75 9		208 2		49 16-A
	76 9		208 3		50 16
RING, SNAP/9 E	193 2	RING/SNAP/50	30 11		50 16-A
	195 1		31 12	ROD/FORK/E4 COMP	86 11
RING, SNAP/R100	44 18	RING/SNAP/CH102	204 9		87 11
	45 23		205 9	ROD/FORK/LH/E4 COMP	86 6
RING, SNAP/R55	74 43	RING/SNAP/CS105	204 14		87 6
RING, SNAP/R62	65 12		205 14	ROD/LH/240 COMP	51 11
	66 12	RING/SNAP/CS20	63 2-A	ROD/LH/293 COMP	52 11
RING, SNAP/R72	26 3	RING/SNAP/CS25	62 2-A	ROD/LH/M08X205	53 9
	27 2	RING/SNAP/CS40	204 11	ROD/LH/M08X280	54 9
	28 12		205 11	ROD/M08X120	75 44
	29 12	RING/SNAP/R72	30 2	ROD/M08X180	76 44
	69 27		31 2	ROD/M12X80	53 24
	70 30	RINGNUT	122 2		54 24
	70 35		123 2	ROD/M8X234 COMP	174 27
RING, SNAP/R80	69 5	RIVET	112 13	ROD/M8X309 COMP	175 27
	70 20		113 13	ROD/PISTON COMP	59 3
	70 27		114 9		200 6
RING, SNAP/R85	45 13		135 7	ROD/TIE	71 1
	46 15		135 8	ROD/TIE/JOINT ASSY	72 3
RING, SNAP/R90	46 22		141 27		72 10
RING, SNAP/S45	45 12		144 3	ROD/TIE/LH COMP	72 2
	46 14		144 10		72 2-A
	73 29	RIVET, BLIND/3. 2X6. 4	142 14	ROD/TIE/LH SET	72 1
	74 28	RIVET, BLIND/3. 2X8	117 15		72 1-A
RING, SNAP/S50	64 19		119 15	ROD/TIE/RH COMP	72 9
	70 26	RIVET, BLIND/4X7	96 22		72 9-A
RING, SNAP/S60	64 18		97 21	ROD/TIE/RH SET	72 8
RING/40	204 5	RIVET/05X24	135 29		72 8-A
	205 5	ROD	11 10	RODEND/L/R ASSY	71 2
RING/BACK UP	78 66		53 2	RODEND/R/L ASSY	71 7
	79 66		54 2	RODEND/RH ASSY	200 11
RING/HUB/170	69 53		73 33		200 11-A
RING/O	78 20		74 32		200 11-B
	79 20		75 23	ROOF ASSY	135 1
	80 73		76 23	ROOF/INNER	135 6

Alphabetical Index

1747-097-100-10

Description	Fig. Key	Description	Fig. Key	Description	Fig. Key
RUBBER, CUSHION	112 5	SCREW, SP/M6X16	183 8	SCREW/TRUSS/M06X16	112 12
	113 5		183 18		113 12
	114 1		183 27		114 7
RUBBER, HOOK	125 36	SCREW, SP/M6X20	112 11		116 14
S. W/07X12X02	143 26		113 15		118 12
S. W/M10	65 32		114 11		135 15
	66 32	SCREW, SP/M6X25	137 9		135 27
SCREW	9 24		138 8		188 5
	10 20	SCREW, SP/M6X30	143 31	SCREW/TRUSS/M06X25	140 17
	201 4	SCREW/M03X20	122 77		143 15
SCREW, FLAT/M5X12	75 59		123 77	SCREW/TRUSS/M08X30	143 9
	76 59		185 12	SCREW/TRUSS/M08X35	140 19
SCREW, SEMS/M5X30	130 4	SCREW/M06X20	141 14	SCREW/TRUSS/M8X16	144 5
SCREW, SOCKET/M5X12	207 8	SCREW/M06X25	203 8	SCREWDRIVER ASSY	157 4
SCREW, SOCKET/M6X10	197 26	SCREW/M4X16	127 58	SEAL	9 23
	197 26		128 61		10 19
SCREW, SOCKET/M8X20	197 15	SCREW/M5X12	120 31	SEAL ASSY	26 23
	197 15		121 27		27 22
SCREW, SP/M4X10	182 2	SCREW/M6X30	120 27	SEAL OIL	69 21
SCREW, SP/M4X12	129 4		121 23	SEAL, DUST	78 69
SCREW, SP/M4X30	129 31	SCREW/M6X40	78 78		79 69
	122 66		79 78	SEAL, OIL	24 9
SCREW, SP/M5X16	123 66	SCREW/S/M04X10	141 6		25 9
	143 18	SCREW/SP	96 11		69 36
	127 63		96 15		69 47
SCREW, SP/M5X20	128 66		96 15-A		70 44
	98 4		97 10	SEAL, OIL/21	64 8
	98 10		97 14	SEAL, OIL/TC14257	191 3
	99 4		97 14-A	SEAL, OIL/TC14287	191 3-A
	99 10	SCREW/TAPPING	201 10		192 3
	100 4		201 11	SEAL, OIL/TC20407	58 11
	100 10	SCREW/TAPPING/3. 5X13	122 51		59 16
	101 4		123 51	SEAL, OIL/TC20428	196 18
	101 9	SCREW/TAPPING/M04X20	199 7	SEAL, OIL/TC20477	22 11
	102 4	SCREW/TRUSS/M05X10	127 53	SEAL, OIL/TC22358	47 6
SCREW, SP/M6X12	102 10		128 56		48 6
	103 4	SCREW/TRUSS/M05X12	107 16		49 13
	103 9		107 25		50 13
	55 8		135 17	SEAL, OIL/TC25407	65 4
	56 8		135 25		66 4
	112 15		146 13	SEAL, OIL/TC25478	23 11
	113 11		147 18	SEAL, OIL/TC4, 14247	197 6
	114 6		188 4		197 6
	126 2	SCREW/TRUSS/M05X20	142 18		197 16
	141 11	SCREW/TRUSS/M06X100	135 9		197 16

Alphabetical Index

1747-097-100-10

Description	Fig. Key	Description	Fig. Key	Description	Fig. Key
SEAL, OIL/TC45609	73 28	SHAFT ASSY	17 13	SHIM/T=0.7	33 11
	74 27		18 13		33 11-A
SEAL, OIL/VC16244	75 2	SHAFT, WHEEL	69 43	SHROUD	1 4
	76 2	SHAFT/4WD	22 8	SHROUD/400 COMP	2 6
SEAL, OIL/VC55706	68 17		22 8-A		3 6
SEAL, OIL/VC65859	68 12		23 8	SHUTTER/AIR COMP	135 16
SEAL/DUST	59 7	SHAFT/4WD/507	62 1		135 16-A
	200 9		62 1-A	SIM	114 5
	200 18	SHAFT/4WD/511	63 1	SLEEVE	28 20
SEAL/DUST/DKBI/40	74 41		63 1-A		29 20
SEAL/GLASS ASSY	187 3	SHAFT/DRIVE/PTO	17 25		197 8
SEAL/GLASS SET	187 2		18 25		197 8
SEAL/OIL	28 21	SHAFT/PINION/A	65 25	SLEEVE/DETENT	197 10
	29 21		66 25		197 10
	67 6	SHAFT/PINION/B	65 26	SNAPRING	200 5
	69 47-A		66 26		200 15
	207 4	SHAFT/PTO	24 5	SOCKET/12V ASSY	127 65
	207 7		24 5-A		128 68
SEAL/OIL ASSY	46 28		25 5	SORING	129 40
	70 23		25 5-A	SPACER	135 4
	70 23-A		26 18	SPACER/28X38X53	70 13
SEAL/OIL/UNITIGHTS	45 30		27 17	SPACER/GLASS	140 15
SEAL/PVC	187 1	SHAFT/PTO/E3	28 17		143 14
SEALRING	204 2		29 17	SPACER/GLASS/M05	142 16
	204 3	SHAFT/SLOWRETURN	78 73	SPACER/GLASS/M08	140 18
	205 2		79 73		143 28
	205 3	SHAFT/STEERING	57 5	SPAKER SET	127 56
SENSOR ASSY	129 10	SHAFT/STEERING/F	55 9		128 59
SENSOR/ANGLE/75 ASSY	129 3		56 9	SPANNER, BOX/22	157 1
SENSOR/REVOLUTION/L	129 15	SHAFT/STEERING/REAR	55 10	SPANNER/10-12	157 5
SENSOR/TEMP ASSY	129 48		56 10	SPANNER/14-17	157 6
SHACKLE/E4	84 11	SHAFT/WHEEL	45 26	SPANNER/19-22	157 7
	85 11		46 24	SPANNER/24-27	157 8
SHAFT	26 11		70 41	SPOOL/DELECT	197 22
	27 10	SHIM	33 12		197 22
	28 9	SHIM (A)	65 14	SPRING	9 30
	29 9		66 14		10 26
	58 7	SHIM (B)	65 15		53 3
	59 12		66 15		54 3
	67 22	SHIM (C)	64 6		57 11
	67 23	SHIM D T=0.1	64 7		75 15
	68 9	SHIM/0.1	44 16		75 24
	69 22	SHIM/0.2	44 15		75 43
	70 38	SHIM/02/DOOR	141 24		76 15
	145 14		141 24-A		76 24

Alphabetical Index

Description	Fig. Key	Description	Fig. Key	Description	Fig. Key
SPRING	76 43	SPRING/CLIP	87 13	STAY	180 24
	82 2	SPRING/HC014	83 28		181 30
	83 2		85 28	STAY COMP	92 41
	84 2		143 22		93 43
	85 2	SPRING/HC015	197 12		125 34
	96 21		197 12		127 51
	97 20	SPRING/HC016	120 28		128 54
	98 3		121 24		138 30
	98 9	SPRING/HC018	193 7		138 30-A
	99 3		195 5		188 3
	99 9	SPRING/HC022	35 8	STAY/AUDIO	127 50
	100 3	SPRING/HC023	32 3		128 53
	100 9		34 4	STAY/CHAIN/LH COMP	84 6
	101 3	SPRING/HC024	80 20		85 6
	101 8		81 20	STAY/CHAIN/RH COMP	84 7
	102 3	SPRING/HC028	35 6		85 7
	102 9	SPRING/HC029	193 3	STAY/CLAMP COMP	177 21
	103 3	SPRING/HC042	197 5		179 24
	103 8		197 5	STAY/CONDENSER/LH	145 22
	135 21	SPRING/HC19	195 3	STAY/CONDENSER/RH	145 23
	141 3	SPRING/HE036	92 20	STAY/CONNECTOR	129 36
	193 5		93 22		129 36-A
	195 2		94 21	STAY/DUMPER COMP	94 42
	197 20		95 21		95 42
	197 20	SPRING/HE089	92 15	STAY/FILTER/CHARGE	80 58
	199 6		93 17		81 54
	202 11		94 16	STAY/HOSE COMP	74 55
	204 4		95 16	STAY/LAMP/LH COMP	120 29
	205 4	SPRING/HE095	47 10		121 25
	206 11		48 10	STAY/LAMP/RH COMP	120 30
	207 13		49 30		121 26
	207 14		50 20	STAY/LAMP/WORKING	127 42
	207 15		51 19		128 45
SPRING, CONE	51 4		52 19		183 3
	52 4	SPRING/HE85	11 17	STAY/LH COMP	146 6
SPRING, LOCK	196 8	SPRING/PLATE	40 13		147 8
SPRING, PRESS/22	12 4		41 13		188 8
	13 4	SPRING/WASHER	75 52	STAY/LOCK/LH	142 5
SPRING, SHIFTER	26 15		76 52	STAY/LOCK/RH	142 6
	27 14	SPRING/WAVE	204 15	STAY/MUFFLER/C4	5 6
	28 14		205 15	STAY/PIPE/FILTER/REA	80 51
	29 14	STAY	176 24		81 47
	33 4		177 25	STAY/PLATE/LH	116 4
SPRING, VALVE	8 22		178 30		118 2
SPRING/CLIP	86 13		179 28	STAY/PLATE/RH	116 5

Alphabetical Index

1747-097-100-10

Description	Fig. Key	Description	Fig. Key	Description	Fig. Key
STAY/PLATE/RH	118 3	STUD/M12X32/7T	15 4	SWITCH/LEVER ASSY	129 23
STAY/REFLECTOR COMP	124 27		60 2	SWITCH/MOMENTAR ASSY	129 42
	125 27		73 12	SWITCH/PRESSURE	147 28
STAY/RH COMP	146 7		74 10	SWITCH/PTO ASSY	122 40
	147 9	STUD/M12X35/7T	14 9		123 40
	188 9		15 9	SWITCH/PUSH ASSY	33 10
STAY/ROOF	135 28		19 7	SWITCH/R	122 47
STAY/SENSOR COMP	129 19	STUD/M12X40/7T	61 2		123 48
STAY/SHIFT/PTO	34 1	STUD/M12X50/7T	19 5	SWITCH/ROTALY/E SET	122 1
STAY/SHIFT/SUB	32 1	STUD/M12X60/7T	14 8		123 1
STAY/SUB COMP	36 3		15 8	SWITCH/SENSOR ASSY	129 17
	37 3		19 6	SWITCH/TWIN ASSY	122 75
STAY/SWITCH COMP	185 9	STUD/M14X35/9T	67 3		123 75
STAY/TANK COMP	9 17	STUD/M14X45/7T	69 8-A	SWITCH/UP-STOP SET	185 1
STAY/WASHER COMP	127 29	STUD/M16X35/7T	69 56-A	SWITCH/VR ASSY	129 38
	128 32	STUD/M16X40/7T	69 56	TANK/FUEL	8 1
STAY/WINDOW COMP	143 12	STUD/M8X20/7T	65 8		9 1
STAY/WIPER COMP	127 19		66 8		10 1
	128 22	SUPPORT, SHAFT	65 2	TANK/WASHER/2M	127 24
STEELBALL	49 4	SWITCH ASSY	122 44		128 27
	49 8		123 45	TAPE/10X20	124 26
	50 4		185 10		125 26
	50 8		202 3	THERMOSTAT ASSY	201 3
STEP/LH COMP	116 10		202 3-A	TIRE	166 3
	118 8		202 14		166 8
STEP/RH/HST COMP	116 11		206 3	TIRE, F. TURF L. H ASSY	172 1
	118 9		206 14	TIRE, F. TURF R. H ASSY	172 6
STEP/SUB COMP	116 20	SWITCH, ALTERNATOR/G	185 3	TIRE, F. TURF212-80-15	171 3
	117 12	SWITCH, BUTTOM	122 48		171 8
	118 18		123 49		172 3
	119 12	SWITCH, SAFETY ASSY	129 30		172 8
STOPPER	75 3	SWITCH, STOP	122 55	TIRE, R. TURF LH ASSY	161 3
	76 3		122 71		161 8
STOPPER, PISTON	74 44		123 55		162 3
STOPPER/SPRING/A	197 3		123 71		162 8
	197 3	SWITCH, WIPER ASSY	127 31	TIRE/12. 4-24-4PR	159 8
STOPPER/SPRING/B	197 4		128 34		159 18
	197 4		183 16	TIRE/13. 6-24-4	160 8
STRIKER	141 20		183 25		160 18
STUD/M10X25/7T	68 6-A	SWITCH/ALTERNAT ASSY	122 41	TIRE/13. 6-28-6/LH	158 11
STUD/M10X30/7T	45 17		123 41	TIRE/13. 6-28-6/RH	158 1
	46 8	SWITCH/COMBINATION	122 50	TIRE/13. 6-28-6PR	158 8
STUD/M10X30/7T, SEAL	69 40		123 50		158 18
STUD/M10X35/9T	46 9	SWITCH/HAZARD ASSY	122 45	TIRE/29X12. 00-15	170 3
STUD/M12X32/7T	14 4		123 46		170 8

Alphabetical Index

Description	Fig. Key	Description	Fig. Key	Description	Fig. Key
TIRE/475/65D/LH ASSY	163 1	TRIM/150	94 9	TUBE/07X09X30	100 16
TIRE/475/65D/RH ASSY	163 6		95 9		101 15
TIRE/47565D20	163 3	TRIM/1600	9 15		102 17
	163 8		10 15		103 15
TIRE/7-16-4	168 3	TRIM/20	92 22	TUBE/12.4-24	159 9
	168 8		93 24		159 19
TIRE/8-16-4	165 3		94 23	TUBE/120	120 22
	165 8		95 23		121 18
	169 3	TRIM/270	92 8	TUBE/13.6/12-24	160 9
	169 8		93 10		160 19
TIRE/8-16-4/LH ASSY	165 1	TRIM/420	1 40	TUBE/13.6-28	158 9
	169 1	TRIM/470	2 42		158 19
TIRE/8-16-4/RH ASSY	165 6		3 42	TUBE/14X17X90	36 16
	169 6	TRIM/60	137 30		37 16
TIRE/LH ASSY	159 1		138 29	TUBE/450 COMP	63 4
	160 1	TRIM/75	99 20		63 4-A
	166 1		101 18	TUBE/475X65D20	163 4
	168 1		102 20		163 9
TIRE/RH ASSY	159 11		103 18	TUBE/CORRUGATED/100	145 56
	160 11	TRIM/85	94 31		146 39
	166 6		95 31	TUBE/EEC COMP	131 5
	168 6	TRIM/980	1 39		132 6
TIRE/TURF/LH ASSY	161 1		2 41	TUBE/TIRE/7-16	168 4
	162 1		3 41		168 9
	170 1	TUBE	161 4	TUBE/TIRE/8-16	165 4
TIRE/TURF/RH ASSY	161 6		161 9		165 9
	162 6		162 4		169 4
	170 6		162 9		169 9
TIRE/TURFF/LH ASSY	171 1		166 4	TURNBUCKLE/M8	51 12
TIRE/TURFF/RH ASSY	171 6		166 9		52 12
TOOL/FUSE	122 13		171 4		53 11
	123 13		171 9		54 11
	127 7		172 4	TURNBUCKLE COMP	82 20
	128 7		172 9		83 20
TRAY/BOTTLE	104 12	TUBE COMP	62 6		84 20
	105 12	TUBE/06X10X20	92 21		85 20
	144 14		93 23	UNIT/TIMER ASSY	122 67
TRB/51104	196 5		94 22		123 67
TRB/51107	69 20		95 22	U-NUT	1 29
TRIM/1430	1 41	TUBE/07X09X30	92 38		2 31
	2 43		93 40		3 31
	3 43		94 39		51 5
TRIM/15	138 32		95 39		52 5
TRIM/150	92 7		98 16	VALVE	6 5
	93 9		99 17		7 5

Alphabetical Index

1747-097-100-10

Description	Fig. Key	Description	Fig. Key	Description	Fig. Key
VALVE	170 4	VIS	8 24	WASHER, PL/M16	83 17
	170 9	VISOR/SUN SET	188 6		84 17
VALVE SET	197 1		188 6-A		85 17
	197 1		188 7		86 4
VALVE, CHECK	127 40	WASH	204 10		87 4
	128 43		205 10		133 11
VALVE, RELIEF ASSY	78 61	WASHER	92 11		134 13
	79 61		93 13	WASHER, PL/M6	11 11
VALVE/1R/E4/CY SET	180 1		94 12		12 13
VALVE/2R/E4/CY SET	181 1		95 12		12 17
VALVE/CONTROL ASSY	78 57		122 3		13 13
	79 57		123 3		13 17
	176 2		141 5		36 6
	177 2		143 29		37 6
	178 2		201 8		40 11
	179 2		202 7		41 11
	180 2		202 8		75 13
	181 2		203 4		76 13
VALVE/CONTROL/074	174 2		206 7		92 18
	175 2		206 8		93 20
VALVE/CONTROL/107	78 57-A	WASHER, PL/M10	12 5		94 19
	79 57-A		12 10		95 19
VALVE/CONTROL/BACKET	194 5		13 5		120 5
VALVE/CONTROL/BOOM	194 1		13 10		121 5
VALVE/FLOW PRIORITY/	78 43		53 28		137 20
	79 43		54 28		138 19
VALVE/HALOGEN/12V35W	199 3		55 5		142 12
VALVE/INDEPENDENT	78 37		56 5		196 12
	79 37		75 10	WASHER, PL/M8	8 31
VALVE/PRV/B ASSY	78 38		75 53		9 35
	79 38		76 10		10 31
VALVE/RELIEF ASSY	78 49		76 53		26 35
	79 49		104 11		27 34
	80 18		105 11		28 33
	81 18		120 20		29 33
VALVE/REMOTE/1R/E4	176 1		121 16		38 2
	177 1		145 16		39 2
VALVE/REMOTE/2R/E4	178 1	WASHER, PL/M12	75 39		40 2
	179 1		76 39		41 2
VALVE/SERVICE	145 32		108 9		49 18
	145 36		109 19		50 18
VALVE/SLOW RETURN/00	78 64		110 19		51 16
	79 64	WASHER, PL/M16	82 7		52 16
VALVE/STOP	2 3		82 17		53 14
	3 3		83 7		54 14

Alphabetical Index

Description	Fig. Key	Description	Fig. Key	Description	Fig. Key
WASHER, PL/M8	62	WASHER, SP/M10	175	WASHER, SP/M14	74
	12		11		38
	63		4		88
	11		4		3
	75		4		89
	21		4		4
	75		4		90
	25		4		5
	75		4		91
	28		4		5
	75		4		133
	47		4		6
	76		4		134
	21		4		6
	76		7		164
	25	7	3		
	76	7	82		
	28	7	6		
	76	9	82		
	47	9	16		
	83	4	83		
	27	4	6		
	85	7	83		
	27	7	16		
	92	7	84		
	13	7	16		
	93	6	85		
	15	6	16		
	94	22	86		
	14	22	3		
95	6	87			
14	6	3			
143	11	90			
7	11	3			
144	4	90			
7	4	16			
145	13	91			
6	13	3			
174	21	91			
37	21	16			
175	15	108			
37	15	4			
WASHER, SP/M10	5	WASHER, SP/M12	69	WASHER, SP/M16	109
	3		11		5
	26		16		110
	6		16		4
	27		14		133
	5		14		10
	28		12		134
	4		12		8
	29		8		134
	4		8		12
	44		13		158
	5		13		7
	45		10		158
	19		10		17
	46		13		159
	21	13	7		
	58	17	159		
	14	17	17		
	68	10	160		
	8	10	7		
	69	13	160		
	39	13	17		
	75	17	68		
	35	17	25		
	76	4	142		
	35	4	19		
	77	7	78		
	7	7	22		
	79	5	78		
	22	5	79		
79	8	79			
27	8	79			
92	5	80			
32	5	8			
93	21	81			
34	21	8			
94	7	120			
34	7	24			
95	5	121			
34	5	20			
104	9	129			
10	9	7			
105	10	142			
10	10	11			
145	6	194			
18	6	10			
174	16	8			
11	16	30			
		WASHER, SP/M8			

Alphabetical Index

1747-097-100-10

Description	Fig. Key	Description	Fig. Key	Description	Fig. Key	
WASHER, SP/M8	9 34	WASHER/17X26X02	48 13	WHEEL/15X10LB COMP	170 7	
	10 30	WASHER/19X30X03	82 4	WHEEL/15X7JA COMP	172 2	
	55 13		83 4		172 7	
	56 13	WASHER/24X9X3.2	1 27	WHEEL/16X5.50F COMP	165 2	
	65 18		2 29		165 7	
	66 18		3 29		168 2	
	75 19		146 27		168 7	
	76 19		147 40		169 2	
	78 27	WASHER/25X55X04	17 22		169 7	
	80 4		18 22	WHEEL/16XW8 COMP	166 2	
	81 4	WASHER/26X35X1	40 6		166 7	
	120 15		41 6	WHEEL/20XW11 COMP	161 2	
	121 11	WASHER/43X58X01	44 12		161 7	
	140 14	WASHER/50X64X03	69 46		162 2	
	140 21	WASHER/6X14X3	92 24		162 7	
	143 8		92 28	WHEEL/20XW15 COMP	163 2	
	145 7		93 26		163 7	
	174 33		93 30	WHEEL/24XW10 COMP	159 2	
	175 33		94 25		159 12	
	191 8		94 29	WHEEL/24XW11 COMP	160 2	
	192 8		95 25		160 12	
	197 14		95 29	WHEEL/7JAX15 COMP	171 2	
	197 14		96 6		171 7	
	WASHER, TOOTH/M6	141 15		97 5	WHEEL/STEERING ASSY	55 1
	WASHER, TOOTH/M8	141 22		148 2		56 1
	WASHER/05X18X01	142 17		149 2	WIPER/REAR SET	183 9
	WASHER/05X20X01	142 17-A	WASHER/6X24X2	106 6	WIPER/REAR/SUB SET	183 19
WASHER/06X15X01	127 21		107 6	WRENCH, SOCKET/17X19	157 2	
	128 24	WASHER/80X100X03	44 17	X-RING	65 11	
WASHER/07X18X01	116 15	WASHER/9X22X2	140 9		66 11	
	118 13	WASHER/BEARING	46 31			
	135 11	WASHER/PINION	44 13			
	143 24	WASHER/PLATE	208 4			
WASHER/09X36X03	143 5		208 5			
WASHER/12X25X02	92 10		208 6			
	93 12	WASHER/SPRING/M12	70 52			
	94 11	WASHER/SPRING/M16	45 34			
	95 11		45 34-A			
WASHER/13X18X02	143 23		46 33			
WASHER/13X22X02	129 47		69 55			
WASHER/13X44X06	108 12		69 55-A			
WASHER/13X75X06	109 16	WASHER/W	145 9			
	110 16	WEIGHT/15 SET	190 1			
WASHER/15X24X2	35 9		190 1-A			
WASHER/17X26X02	47 13	WHEEL/15X10LB COMP	170 2			