

## 1. The list of parts for TG HST pedal assist system (Option)

NO	Parts code	Description	Q'ty/1SET	
			TG5390	TG5470
1	1105:106:001:00	Spring(HC094)	1	1
2	1342:402:006:00	Tie band(250)	9	9
3	1376:402:003:00	Tie band(140)	3	3
4	1404:503:006:00	Oil pump packing	1	1
5	1560:132:007:03	Nut(SM,LH,M08)	1	1
6	1560:666:004:0A	Band	1	1
7	1560:695:021:0A	Joint(Ball/M08/RH)	1	1
8	1646:226:053:00	Bolt(SM/M10X23)	1	1
9	1646:640:001:0A	Washer(25X43X02)	1	1
10	1646:640:058:00	Joint(Ball/M08/LH)	1	1
11	1650:508:320:00	Adaptor(PF3/8) ASSY	2	2
12	1650:511:250:00	Adaptor(L/PF3/8) ASSY	1	1
13	1650:652:013:00	Clamp	2	2
14	1689:271:006:00	Washer(38X12X2)	1	1
15	1690:658:370:0B	Relay(4P) ASSY	1	1
16	1705:408:230:0B	Adaptor(L/G1/4) ASSY	1	1
17	1729:662:330:0A	Sensor(Angle/75) ASSY	2	2
18	1742:509:200:1C	Pipe(Steering/PQCOMP)	1	
19	1744:720:011:00	Cover(controller)	1	1
20				
21	1747:508:071:0A	Plate(I/44X124)	1	1
22	1747:509:072:0A	Flange(Suction/HST)	1	
23	1747:509:073:0A	Manifold(Pump)	1	1
24	1747:509:076:00	Tube(041)	1	
25	1747:509:700:0D	Bracket(Cylinder) COMP	1	1
26	1747:509:710:0D	Valve(HST) SET	1	1
27	1747:509:750:0A	Hose(400) ASSY	1	1
28	1747:509:760:0A	Hose(700) ASSY	2	2
29	1747:509:770:0A	Hose(800) ASSY	1	1
30	1747:509:790:0B	Hose(800) ASSY	1	1
31	1747:631:910:00	Stay(Controller) COMP	1	1
32	1747:640:071:0A	Rod(M08X140)	1	1
33	1747:640:081:00	Washer(11X32X02)	1	1
34	1747:640:082:0A	Pin(10X86)	1	1
35	1747:640:083:0A	Holder(Brake)	1	1
36	1747:640:540:2D	Pedal(HST/L) COMP		1
37	1747:640:550:2D	Pedal(HST/R) COMP		1
38	1747:640:700:1B	Arm(Neutral) COMP	1	1
39	1747:640:710:0B	Arm ASSY	1	1
40	1747:640:730:0A	Bracket COMP	1	1
41	1747:640:740:0A	Arm(Neutral) ASSY	1	1
42	1747:640:760:0A	Bracket COMP	1	1
43	1747:640:770:0A	Arm(Tension) COMP	1	1
44	1747:640:800:0B	Arm(HST/F) ASSY	1	1
45	1747:640:820:0B	Arm(HST/R) ASSY	1	1
46	1747:640:850:0A	Bracket(Pedal) COMP	1	
47	1747:640:860:0A	Holder COMP	1	1
48	1747:640:870:00	Shaft(counter) ASSY	1	1
49	1747:642:700:00	Bracket ASSY	1	1
50	1747:642:720:00	Arm(Accelerator) COMP	1	1
51	1747:642:730:00	Rod(Accelerator/A) COMP	1	1
52	1747:652:750:00	Harness(HST) ASSY	1	1
53	1747:652:760:00	Harness(Adjust) ASSY	1	1

NO	Parts code	Description	Q'ty/1SET	
			TG5390	TG5470
54	1747:662:071:0A	Bracket(Snesor)	1	1
55	1747:662:085:0A	Arm(Sensor)	1	1
56	1747:662:086:00	Arm(Plate)	1	1
57	1747:662:700:00	Controller(HST) ASSY	1	1
58	1747:720:910:00	Stay(Controller/CY) COMP	1	1
59	1748:509:072:0A	Flange(Suction/HST)		1
60	1748:509:073:00	Tube(100)		1
61	1748:509:730:00	Pipe(Steering/H)COMP		1
62	1748:640:800:0A	Bracket(Pedal) COMP		1
63	1764:178:300:1C	Pin COMP	1	1
64	1764:178:310:1C	Pin COMP	1	1
65	3631:350:201:1B	Adaptor(45°)	2	2
66	3676:274:001:00	Collar(07X11X20)	1	1
67	3805:210:021:1A	Insulator(100)	1	1
68	3805:223:002:00	Spring(HT29)	1	1
69	6209:500:005:00	Washer(08X15.5X1.6)	2	2
70	K135:18:00:0B	Gear pump ASSY	1	1
71	K185:78:00:1A	Cylinder ASSY	1	1
72	V120:364:001:00	Screw/plus(SP)	4	4
73	V200:360:607:00	Bolt	3	5
74	V200:360:608:00	Bolt	2	2
75	V201:360:807:00	Bolt	1	
76	V201:360:813:00	Bolt		1
77	V201:361:003:05	Bolt	2	2
78	V201:361:004:00	Bolt	1	1
79	V203:361:603:00	Bolt(Small pitch)	2	2
80	V211:260:803:00	Bolt(S)	1	1
81	V211:360:802:05	Bolt(SP)	2	2
82	V211:560:801:06	Bolt(S)7	2	2
83	V211:561:002:00	Bolt(S)7	4	4
84	V211:561:002:05	Bolt(S)7	2	2
85	V230:360:601:06	Flange bolt	1	1
86	V230:360:603:05	Flange bolt	1	1
87	V231:360:801:02	Flange bolt	2	2
88	V231:360:801:06	Flange bolt	11	11
89	V231:360:802:00	Flange bolt	2	2
90	V231:361:001:06	Flange bolt	2	2
91	V231:361:004:05	Flange bolt	1	1
92	V231:361:006:00	Flange bolt	2	2
93	V301:260:006:00	Nut	2	2
94	V304:260:008:00	Nut	4	4
95	V304:260:010:00	Nut	3	3
96	V304:460:008:00	Nut	2	2
97	V305:460:012:00	Nut	1	1
98	V362:260:008:00	Nut with S.W.	2	2
99	V363:260:008:00	Nut with S.W.	5	5
100	V401:160:006:00	S.W	8	8
101	V401:160:008:00	S.W	9	9
102	V401:160:012:00	S.W	1	1
103	V401:160:016:00	S.W	2	2
104	V411:260:008:00	Washer	3	3
105	V411:260:010:00	Washer	2	2
106	V411:260:014:00	Washer	1	1
107	V500:162:002:00	Split pin	2	2
108	V500:163:002:00	Split pin	1	1
109	V500:163:002:05	Split pin	1	1


NO	Parts code	Description	Q'ty/1SET	
			TG5390	TG5470
110	V600: 350 600 02	R.B.B	1	1
111	V600: 450 600 05	R.B.B	1	1
112	V704: 140 015 00	C snap ring(axle)	1	1
113	V704: 140 025 00	C snap ring(axle)	2	2
114	V705: 140 047 00	C snap ring(hole)	1	1
115	V720: 112 402 00	O ring	2	2
116	V760: 150 00 00	Grease nipple	2	2
117	V782: 160 00 2T	Plug(screw/hex/seal)	1	1
118	1560: 695 020 0A	Joint(Ball/M08/LH)		1

## 2. Package S-1



NO.	Parts code	Description	TG5390	TG5470
19	1744-720-11-0	Cover(controller)	1	17
21	1747-508-71-0A	Plate(I/44X124)	1	17
25	1747-509-700-0D	Bracket(Cylinder) COMP	1	17
27	1747-509-750-0A	Hose(400) ASSY	1	17
31	1747-631-910-0	Stay(Controller) COMP	1	17
35	1747-640-83-0A	Holder(Brake)	1	17
38	1747-640-700-1B	Arm(Neutral) COMP	1	17
39	1747-640-710-0B	Arm ASSY	1	17
40	1747-640-730-0A	Bracket COMP	1	17
41	1747-640-740-0A	Arm(Neutral) ASSY	1	17
42	1747-640-760-0A	Bracket COMP	1	17
43	1747-640-770-0A	Arm(Tension) COMP	1	17
44	1747-640-800-0B	Arm(HST/F) ASSY	1	17
45	1747-640-820-0B	Arm(HST/R) ASSY	1	17
47	1747-640-860-0A	Holder COMP	1	17
49	1747-642-700-0	Bracket ASSY	1	17
54	1747-662-71-0A	Bracket(Snesor)	1	17
58	1747-720-910-0	Stay(Controller/CY) COMP	1	17
70	K135-18-0-0B	Gear pump ASSY	1	17

## 3. Package S-2




NO.	Parts code	Description	TG5390	TG5470
15	1690-658-370-0B	Relay(4P) ASSY	1	17
17	1729-662-330-0A	Sensor(Angle/75) ASSY	2	34
23	1747-509-73-0A	Manifold(Pump)	1	17
26	1747-509-710-0D	Valve(HST) SET	1	17
28	1747-509-760-0A	Hose(700) ASSY	2	34
29	1747-509-770-0A	Hose(800) ASSY	1	17
30	1747-509-790-0B	Hose(800) ASSY	1	17
52	1747-652-750-0	Harness(HST) ASSY	1	17
57	1747-662-700-0	Controller(HST) ASSY	1	17
71	K185-78-0-1A	Cylinder ASSY	1	17

## 4. Package S-3 (for 5390)




NO.	Parts code	Description	TG5390
18	1742-509-200-1C	Pipe(Steering/PQCOMP)	0
22	1747-509-72-0A	Flange(Suction/HST)	0
24	1747-509-76-0	Tube(041)	0
46	1747-640-850-0A	Bracket(Pedal) COMP	0
73	V200-360-607-0	Bolt	5
75	V201-360-807-0	Bolt	0

## 5. Package S-3 (for 5470)



NO.	Parts code	Description	TG5470
37	1747-640-550-2D	Pedal(HST/R) COMP	0
36	1747-640-540-2D	Pedal(HST/L) COMP	0
59	1748-509-72-0A	Flange(Suction/HST)	0
60	1748-509-73-0	Tube(100)	0
61	1748-509-730-0	Pipe(Steering/H)COMP	0
62	1748-640-800-0A	Bracket(Pedal) COMP	0
73	V200-360-607-0	Bolt	51
76	V201-360-813-0	Bolt	0

## 6. Package B-1



NO.	Parts code	Description	TG5390	TG5470
5	1560-132-7-3	Nut(SM,LH,M08)	1	17
32	1747-640-71-0A	Rod(M08X140)	1	17
33	1747-640-81-0	Washer(11X32X02)	1	17
69	6209-500-5-0	Washer(08X15.5X1.6)	2	34
93	V301-260-6-0	Nut	2	34
94	V304-260-8-0	Nut	4	68
95	V304-260-10-0	Nut	3	51
96	V304-460-8-0	Nut	2	34
97	V305-460-12-0	Nut	1	17
98	V362-260-8-0	Nut with S.W.	2	34
99	V363-260-8-0	Nut with S.W.	5	85
100	V401-160-6-0	S.W	8	136
101	V401-160-8-0	S.W	9	153
102	V401-160-12-0	S.W	1	17
103	V401-160-16-0	S.W	2	34
104	V411-260-8-0	Washer	3	51
105	V411-260-10-0	Washer	2	34
106	V411-260-14-0	Washer	1	17
116	V760-150-0-0	Grease nipple	2	34
117	V782-160-0-2T	Plug(screw/hex/seal)	1	17



## 7. Package B-2




NO.	Parts code	Description	TG5390	TG5470
8	1646-226-53-0	Bolt(SM/M10X23)	1	17
72	V120-364-1-0	Screw/plus(SP)	4	68
74	V200-360-608-0	Bolt	2	34
77	V201-361-3-5	Bolt	2	34
78	V201-361-4-0	Bolt	1	17
79	V203-361-603-0	Bolt(Small pitch)	2	34
80	V211-260-803-0	Bolt(S)	1	17
81	V211-360-802-5	Bolt(SP)	2	34
82	V211-560-801-6	Bolt(S)7	2	34
83	V211-561-2-0	Bolt(S)7	4	68
84	V211-561-2-5	Bolt(S)7	2	34
85	V230-360-601-6	Flange bolt	1	17
86	V230-360-603-5	Flange bolt	1	17
87	V231-360-801-2	Flange bolt	2	34
88	V231-360-801-6	Flange bolt	11	187
89	V231-360-802-0	Flange bolt	2	34
90	V231-361-1-6	Flange bolt	2	34
91	V231-361-4-5	Flange bolt	1	17
92	V231-361-6-0	Flange bolt	2	34

## 8. Package B-3



NO.	Parts code	Description	TG5390	TG5470
7	1560-695-21-0A	Joint(Ball/M08/RH)	1	17
9	1646-640-1-0A	Washer(25X43X02)	1	17
11	1650-508-320-0	Adaptor(PF3/8) ASSY	2	34
12	1650-511-250-0	Adaptor(L/PF3/8) ASSY	1	17
14	1689-271-6-0	Washer(38X12X2)	1	17
16	1705-408-230-0B	Adaptor(L/G1/4) ASSY	1	17
34	1747-640-82-0A	Pin(10X86)	1	17
48	1747-640-870-0	Shaft(counter) ASSY	1	17
50	1747-642-720-0	Arm(Accelerator) COMP	1	17
51	1747-642-730-0	Rod(Accelerator/A) COMP	1	17
55	1747-662-85-0A	Arm(Sensor)	1	17
56	1747-662-86-0	Arm(Plate)	1	17
63	1764-178-300-1C	Pin COMP	1	17
64	1764-178-310-1C	Pin COMP	1	17
65	3631-350-201-1B	Adaptor(45°)	2	34
66	3676-274-1-0	Collar(07X11X20)	1	17

## 9. Package B-4



NO.	Parts code	Description	TG5390	TG5470
1	1105-106-1-0	Spring(HC094)	1	17
2	1342-402-6-0	Tie band(250)	9	153
3	1376-402-3-0	Tie band(140)	3	51
4	1404-503-6-0	Oil pump packing	1	17
6	1560-666-4-0A	Band	1	17
10	1646-640-58-0	Joint(Ball/M08/LH)	1	17
13	1650-652-13-0	Clamp	2	34
53	1747-652-760-0	Harness(Adjust) ASSY	1	17
67	3805-210-21-1A	Insulator(100)	1	17

## 10. Package B-5



NO.	Parts code	Description	TG5390	TG5470
107	V500-162-2-0	Split pin	2	34
108	V500-163-2-0	Split pin	1	17
109	V500-163-2-5	Split pin	1	17
112	V704-140-15-0	C snap ring(axle)	1	17
113	V704-140-25-0	C snap ring(axle)	2	34
114	V705-140-47-0	C snap ring(hole)	1	17

## 11. Package B-6



NO.	Parts code	Description	TG5390	TG5470
110	V600-350-600-2	R.B.B	1	17
111	V600-450-600-5	R.B.B	1	17

## 12. Package B-7



NO.	Parts code	Description	TG5390	TG5470
115	V720-112-402-0	O ring	2	34

## 13. Additional



NO.	Parts code	Description	TG5390	TG5470
118	1560-695-20-0A	Joint(Ball/M08/LH)	1	17