

Directions for use of Parts Catalogue

1. Applicable model of machines

All component and option parts used for TF330 Tractors are listed in this parts catalogue.

NOTES : FH.....FOUR WHEEL DRIVE. HST
 MU.....MID PTO. POWER STEERING
 E42D...TURF TYPE FOR GERMANY
 E4.....FOR EUROPE

2. Explanation for head paragraph

KEY	PART CODE	DESCRIPTION	QTY	TYPE OF MODEL					I T C	C O L	G R P	REMARKS
				TF15	TF17	TF19						
126	1614-508-200-00	FILTER(SUCTION) ASSY	1		*					4E		
127	V721-103-103-50	O-RING	1		*							
128	1614-508-260-00	FILTER(SUCTION) ASSY	1		*	981- -1799						
129	1614-508-262-00	FILTER(LH)	1	*	*	*						FIG. 164
		ASSY	1	*	*	*				4E	A	
			1	*	*	1- -1999			3			

- ① KEY shows the location of parts diagramed in the illustration.
- ② Parts numbers begin with `V` and `W` are standard parts of the market.
- ③ `LH` and `RH` on the parts name are described against the moving direction of the machine or are described on the condition how to install parts on the machines.
- ④ QTY shows the number of parts to be used for one unit of machine.
`M` is indicated for parts supplied by a meter long.
`ℓ` is indicated for parts supplied by liter.
`AR` is indicated for parts need to be adjusted or regulated.
- ⑤ The following symbol classifies parts to be used for machines.
`*` means standard parts.
`T` shows that the parts can be installed as optional parts.

“R” shows that the parts can be used as applicable parts to replace originally equipped parts.

- ⑥ Serial number : upper row shows the serial number for the first product and lower row for the last product.

Example : Serial no. 1 through to serial no. 1999.

- ⑦ ITC : Interchangeability

“1” ...OLD ← NEW

New parts can be used in place of the old parts.

“2” ...OLD → NEW

Old parts can be used in place of the new parts.

“3” ...OLD NEW

Old parts and new parts can not be replaced each other.

- ⑧ COL : Color code

Color is signified with color code number for colored parts.

Please see the color list shown in the next page.

- ⑨ GRP : Parts shown in this column can be replaced by SET parts.

Exsample : Parts marked ④ can be replaced by parts marked ⑤, and ⑥ for ⑦, so the rest follow in the same alphabetical order.

- ⑩ Remarks

* Other maker's part code number is shown in this column.

* When Fig. No. is shown in the Remark column of SET parts or ASSY parts, each of their component parts are listed in said Fig. No.

3. Color :

The following colors are used for color parts.

COLOR CODE	COLOR	SPRAY TYPE CODE NUMBER	PAINTS 4K DRUM	PAINTS 16K DRUM
4 G	CRYSTAL BLUE	1300-957-001-10	1300-957-003-00	1300-957-004-00
5 I	SUNSET GRAY	1300-959-001-10	1300-959-003-00	1300-959-004-00
6 G	SUMMER WHITE	1300-958-001-10	1300-958-003-00	1300-958-004-00
7 F	MIRROR BLACK	1300-954-001-10	1300-954-003-00	1300-954-004-00

NOTE : Color code is signified only for the parts assigned by the maker as color parts.

4. Serial Numbers :

- 1) For engines serial number is stamped on CYLINDER BLOCK ASSY.

Please see Fig.No.5 - 1

- 2) For chassies serial number is shown on the LABEL.

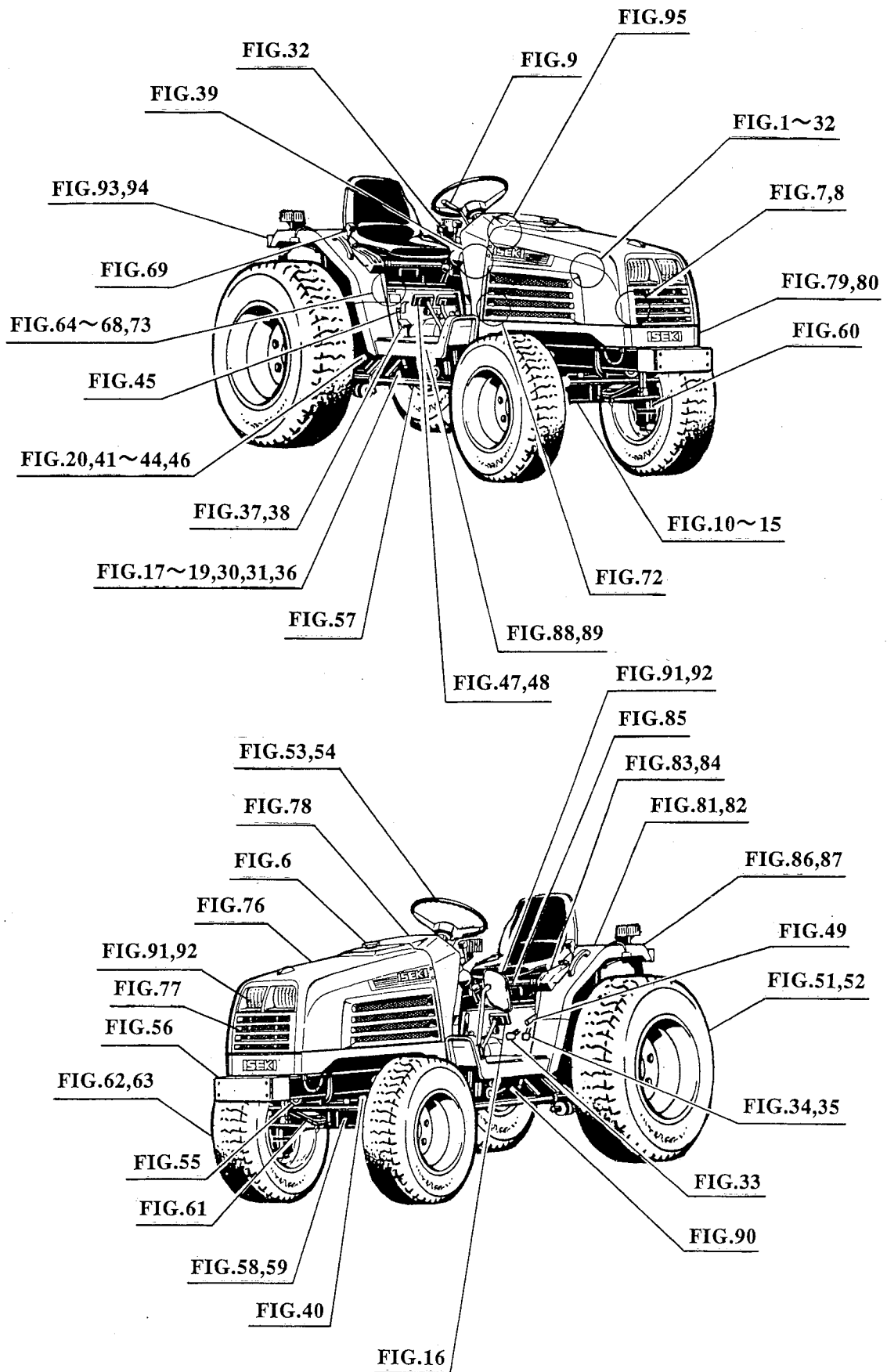
Please see



5. Parts Order

- 1) Parts numbers listed in the parts catalogue are all registered in "ISEKI on-line computer".
- 2) When you order parts, please make sure of correct numbers.
- 3) When substitute parts is available, the part number ordered will be automatically turned to a new part number.
- 4) Please be sure to use "ISEKI GENUINE PARTS".

Any other similar parts other than ISEKI parts when used may cause a trouble that makes us unable to repair or guarantee the warrant.



C O N T E N T S

T F 3 3 0

E N G I N E (E 3 C D - B 0 7)

CYLINDER HEAD	Fig. 1
CYLINDER HEAD COVER	Fig. 2
INLET MANIFOLD	Fig. 3
EXHAUST MANIFOLD	Fig. 4
CYLINDER BLOCK	Fig. 5
BEARING/UNDER SIZE (OPTION)	Fig. 6
OIL PAN.....	Fig. 7
REAR PLATE	Fig. 8
TIMING GEAR CASE	Fig. 9
HANGER	Fig. 10
VALVE	Fig. 11
CAM SHAFT	Fig. 12
PISTON	Fig. 13
PISTON/OVER SIZE (OPTION)	Fig. 14
CRANK SHAFT	Fig. 15
OIL PUMP	Fig. 16
WATER PUMP	Fig. 17
COOLING FAN.....	Fig. 18
INJECTION NOZZLE	Fig. 19
INJECTION PUMP	Fig. 20
FUEL PIPE	Fig. 21
ELECTRIC (1)	Fig. 22
ELECTRIC (2)	Fig. 23
6 2 1 5 - 3 0 0 - 0 0 5 - 0 0	Fig. 24
6 2 1 5 - 6 0 0 - 0 7 8 - 0 0	Fig. 25
6 2 8 1 - 1 0 0 - 0 0 2 - 1 0	Fig. 26
6 2 8 1 - 2 0 0 - 0 0 8 - 1 0	Fig. 27

C O N T E N T S

CHASSIS

RADIATOR (H. S. T.) SYSTEM.....	Fig. 1
MUFFLER SYSTEM	Fig. 2
CLEANER (AIR) SYSTEM	Fig. 3
ELEMENT (AIR CLEANER) SYSTEM (OPTION)	Fig. 4
FILTER SYSTEM	Fig. 5
TANK (FUEL) SYSTEM	Fig. 6
BATTERY SYSTEM (TF330-E42D)	Fig. 7
BATTERY SYSTEM (TF330-E4)	Fig. 8
LEVER (ACCELERATOR) SYSTEM	Fig. 9
MAIN CLUTCH SYSTEM	Fig. 10
INPUT GEAR (H. S. T.) SYSTEM	Fig. 11
DRIVE GEAR SYSTEM	Fig. 12
SPACER (H. S. T.) SYSTEM (TF330-E4)	Fig. 13
SPACER (H. S. T.) SYSTEM (TF330-E42D)	Fig. 14
CLUTCH SHAFT SYSTEM	Fig. 15
PEDAL (CLUTCH) SYSTEM	Fig. 16
FRONT MISSION CASE (H. S. T.) SYSTEM	Fig. 17
H. S. T. SYSTEM	Fig. 18
SUB COUNTER GEAR (H. S. T.) SYSTEM	Fig. 19
SUB CHANGE (H. S. T.) SYSTEM	Fig. 20
4WD GEAR (H. S. T.) SYSTEM	Fig. 21
4WD CHANGE SYSTEM (TF330-E42D)	Fig. 22
4WD CHANGE SYSTEM (TF330-E4)	Fig. 23
REAR MISSION CASE SYSTEM	Fig. 24
P. T. O. COUNTER GEAR SYSTEM (TF330-E42D)	Fig. 25
P. T. O. COUNTER GEAR SYSTEM (TF330-E4)	Fig. 26
P. T. O. CHANGE SYSTEM (TF330-E42D)	Fig. 27
P. T. O. CHANGE SYSTEM (TF330-E4)	Fig. 28
TRAILER HITCH SYSTEM (OPTION)	Fig. 29
MID P. T. O. SYSTEM (TF330-E42D)	Fig. 30

MID P. T. O. SYSTEM (TF330-E4)	Fig. 31
CHANGE LEVER SYSTEM	Fig. 32
CHANGE LEVER (4WD/H. S. T.) SYSTEM	Fig. 33
CHANGE LEVER (MID P. T. O.) SYSTEM (TF330-E42D)	Fig. 34
CHANGE LEVER (MID P. T. O.) SYSTEM (TF330-E4)	Fig. 35
LINK (H. S. T.) SYSTEM	Fig. 36
PEDAL (H. S. T.) SYSTEM (TF330-E42D)	Fig. 37
PEDAL (H. S. T.) SYSTEM (TF330-E4)	Fig. 38
LEVER (H. S. T.) SYSTEM	Fig. 39
PIPING (H. S. T.) SYSTEM	Fig. 40
DRIVE PINION (H. S. T.) SYSTEM	Fig. 41
DIFF CASE SYSTEM	Fig. 42
REAR AXLE HOUSING SYSTEM	Fig. 43
WHEEL SHAFT SYSTEM	Fig. 44
DIFF LOCK SYSTEM	Fig. 45
BRAKE SYSTEM	Fig. 46
PEDAL (BRAKE) SYSTEM (TF330-E4)	Fig. 47
PEDAL (BRAKE) SYSTEM (TF330-E42D)	Fig. 48
BRAKE (PARKING) SYSTEM	Fig. 49
REAR WHEEL (12.4-16) SYSTEM (OPTION)	Fig. 50
REAR WHEEL (TURF) SYSTEM (TF330-E42D STANDARD/TF330-E4 OPTION)	Fig. 51
REAR WHEEL (9.5-22) SYSTEM (TF330-E4 OPTION)	Fig. 52
WHEEL (STEERING) SYSTEM	Fig. 53
SHAFT (STEERING) SYSTEM	Fig. 54
STEERING (POWER) SYSTEM	Fig. 55
BRACKET (AXLE) SYSTEM	Fig. 56
DRIVE SHAFT (H. S. T.) SYSTEM	Fig. 57
BEVEL CASE SYSTEM	Fig. 58
AXLE HOUSING SYSTEM	Fig. 59
FINAL GEAR CASE SYSTEM	Fig. 60
TIE ROD SYSTEM	Fig. 61
FRONT WHEEL (4WD) SYSTEM (OPTION)	Fig. 62
FRONT WHEEL (TURF) SYSTEM (TF330-E42D STANDARD/TF330-E4 OPTION)	Fig. 63
CYLINDER CASE SYSTEM	Fig. 64

SHAFT (SLOW RETURN) SYSTEM	Fig. 65
LIFT ARM SYSTEM	Fig. 66
CYLINDER SYSTEM	Fig. 67
LINK (POSITION) SYSTEM	Fig. 68
LEVER (POSITION) SYSTEM	Fig. 69
VALVE (STACK/R1) SET (OPTION)	Fig. 70
VALVE (STACK/R2) SET (OPTION)	Fig. 71
PIPING SYSTEM	Fig. 72
LINK (3P) SYSTEM	Fig. 73
DRAW BAR SET (OPTION)	Fig. 74
DRAFT SET (OPTION)	Fig. 75
HOOD SYSTEM	Fig. 76
GRILLE SYSTEM	Fig. 77
COVER (STEERING) SYSTEM	Fig. 78
COVER (SIDE) SYSTEM (TF330-E42D)	Fig. 79
COVER (SIDE) SYSTEM (TF330-E4)	Fig. 80
FENDER SYSTEM (TF330-E42D)	Fig. 81
FENDER SYSTEM (TF330-E4)	Fig. 82
GUIDE (LEVER/H. S. T.) SYSTEM (TF330-E42D)	Fig. 83
GUIDE (LEVER/H. S. T.) SYSTEM (TF330-E4)	Fig. 84
SEAT SYSTEM	Fig. 85
MOUNT (REAR/H. S. T.) SYSTEM (TF330-E4)	Fig. 86
MOUNT (REAR/H. S. T.) SYSTEM (TF330-E42D)	Fig. 87
FLOOR (H. S. T.) SYSTEM (TF330-E4)	Fig. 88
FLOOR (H. S. T.) SYSTEM (TF330-E42D)	Fig. 89
STEP (SUB) SYSTEM (OPTION)	Fig. 90
MIRROR AND HEAD LAMP SYSTEM (TF330-E42D)	Fig. 91
MIRROR AND HEAD LAMP SYSTEM (TF330-E4)	Fig. 92
LAMP SYSTEM (TF330-E42D)	Fig. 93
LAMP SYSTEM (TF330-E4)	Fig. 94
PANEL SYSTEM	Fig. 95
SWITCH SYSTEM (TF330-E42D)	Fig. 96
SWITCH SYSTEM (TF330-E4)	Fig. 97
HARNESS SYSTEM (TF330-E42D)	Fig. 98

HARNESS SYSTEM (TF330-E4)	Fig. 99
FRAME (REAR) SYSTEM (OPTION)	Fig. 100
PIN SET (OPTION)	Fig. 101
ORNAMENT (TF330-E42D)	Fig. 102
ORNAMENT (TF330-E4)	Fig. 103
LABEL (UK) (TF330-E4) (OPTION)	Fig. 104
LABEL (FRANCE) (TF330-E4) (OPTION)	Fig. 105
LABEL (GERMANY) (TF330-E42D STANDARD/TF330-E4 OPTION)	Fig. 106
TOOLS	Fig. 107
COMPONENT PARTS FOR 1614-407-210-10, 20 ON Fig. 55	Fig. 108
COMPONENT PARTS FOR 1622-202-500-00, 10 ON Fig. 18	Fig. 109
COMPONENT PARTS FOR 1640-530-600-00 ON Fig. 70, 71	Fig. 110
WIRING DIAGRAM (1) FOR TF330-E42D	
WIRING DIAGRAM (2) FOR TF330-E42D	
WIRING DIAGRAM (1) FOR TF330-E4	
WIRING DIAGRAM (2) FOR TF330-E4	

ENGINE

E3CD — B07...TF330

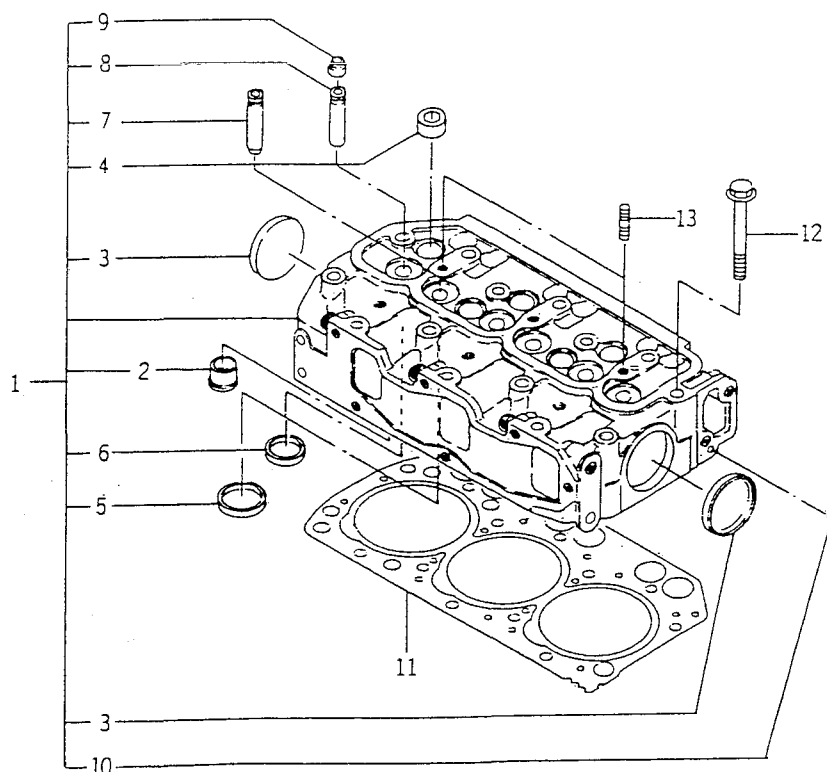
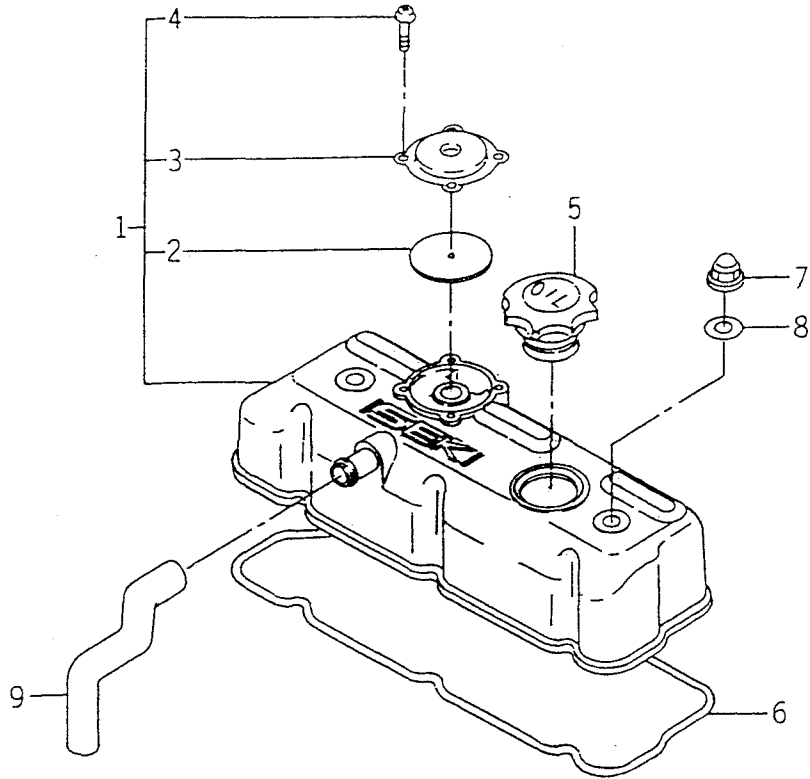
[illegible]

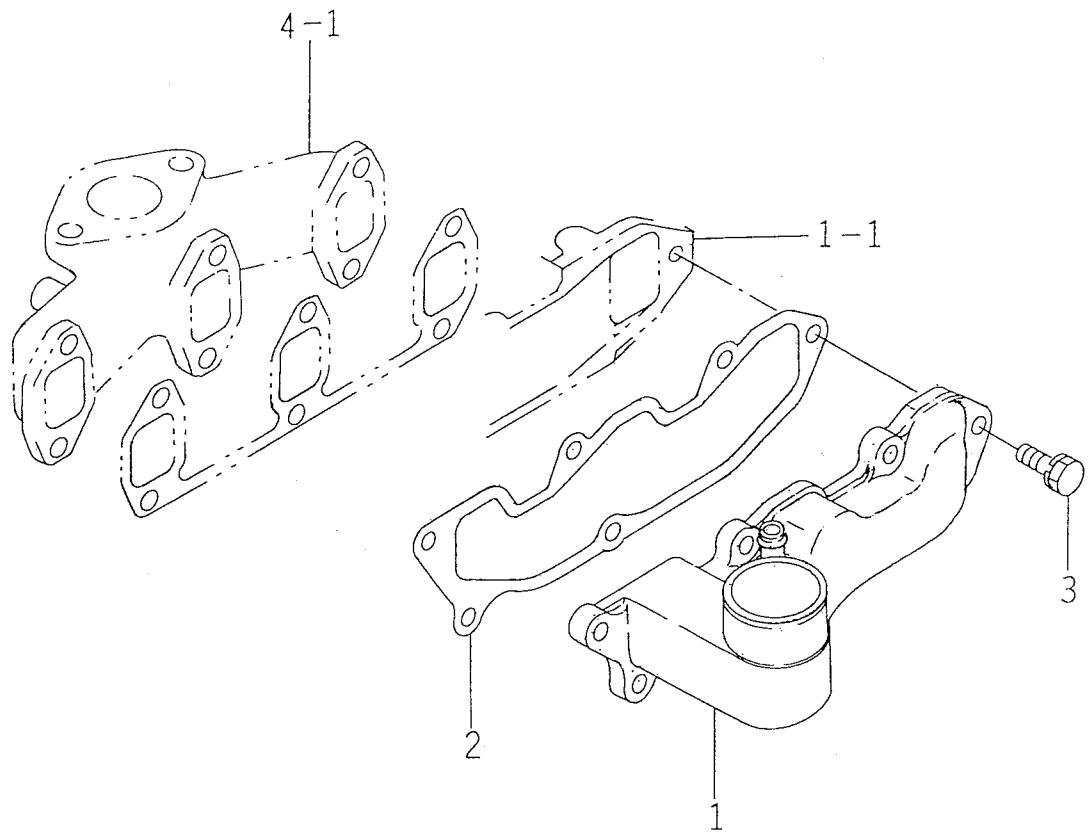
FIG. 2 CYLINDER HEAD COVER



6005-110

[illegible]

FIG. 3 INLET MANIFOLD

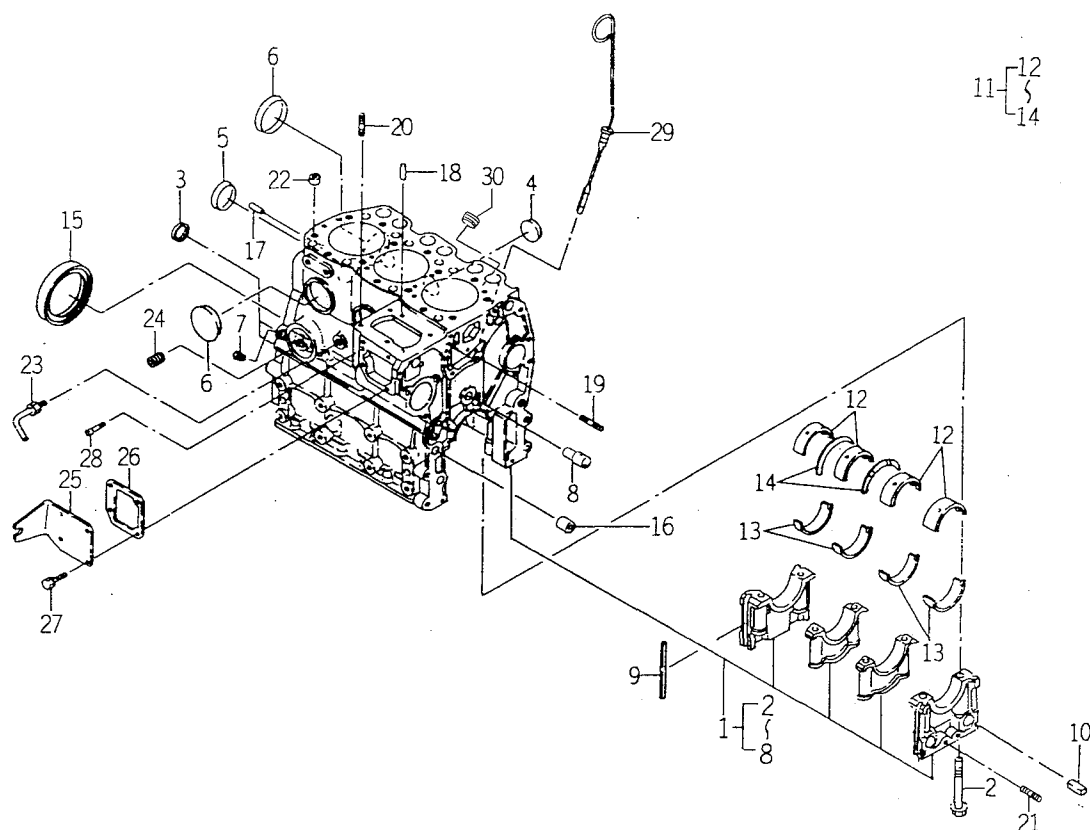


6005-120

[illegible]

[illegible]

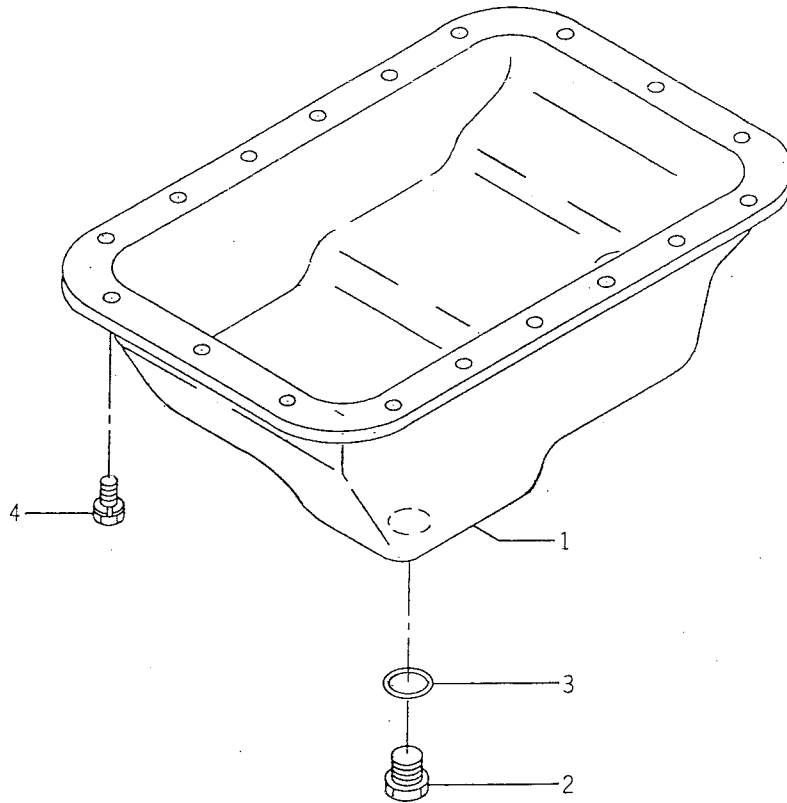
FIG. 5 CYLINDER BLOCK



6005-2010

KEY	PART CODE	DESCRIPTION	QTY	TYPE OF MODEL		I T C	C O L	G R P	REMARKS
				E3CDB07					
1	6211 - 210 - 056 - 00	CYLINDERBLOCK ASSY	1	*					
2	6209 - 000 - 006 - 00	BOLT	8	*					
3	6911 - 129 - 081 - 00	CAP,SEALING	2	*					
4	6209 - 610 - 001 - 00	CAP,SEALING	2	*					
5	6911 - 219 - 195 - 00	CAP,SEALING	1	*					
6	6209 - 610 - 003 - 00	CUP/SEALING/50	3	*					
7	6509 - 605 - 019 - 10	PLUG	8	*					
8	6212 - 531 - 008 - 20	PIN/IDLEGEAR	1	*					
9	6211 - 258 - 001 - 00	SEAL,BEARING CAP	4	*					
10	6211 - 258 - 002 - 00	SEAL,BEARING CAP/7	2	*					
11	6211 - 510 - 008 - 00	BEARING/CRANK SET	1	*					
12	6211 - 511 - 007 - 00	BEARING/CRANK/UPPER	4	*					
13	6211 - 511 - 008 - 00	BEARING/CRANK/LOWER	4	*					
14	6211 - 599 - 004 - 00	BEARING/THRUST/CRANK	2	*					
15	6209 - 625 - 003 - 10	OILSEAL	1	*					
16	6209 - 749 - 001 - 10	PIN,TUBE	2	*					
17	6908 - 160 - 816 - 00	PIN	2	*					
18	6908 - 160 - 612 - 00	PIN/STRIANER	2	*					
19	6904 - 110 - 840 - 00	STUD/M8X40	1	*					
20	6904 - 110 - 822 - 00	STUD	3	*					
21	V251 - 340 - 806 - 00	BOLT/STUD	1	*					
22	6894 - 453 - 344 - 00	DOWEL	2	*					
23	6213 - 721 - 007 - 00	PIPE/WATERDRAIN	1	*					
24	6213 - 319 - 001 - 00	CONNECTOR,OIL FILTER	1	*					
25	6211 - 291 - 013 - 00	COVER/INJECTIONPUMP	1	*					

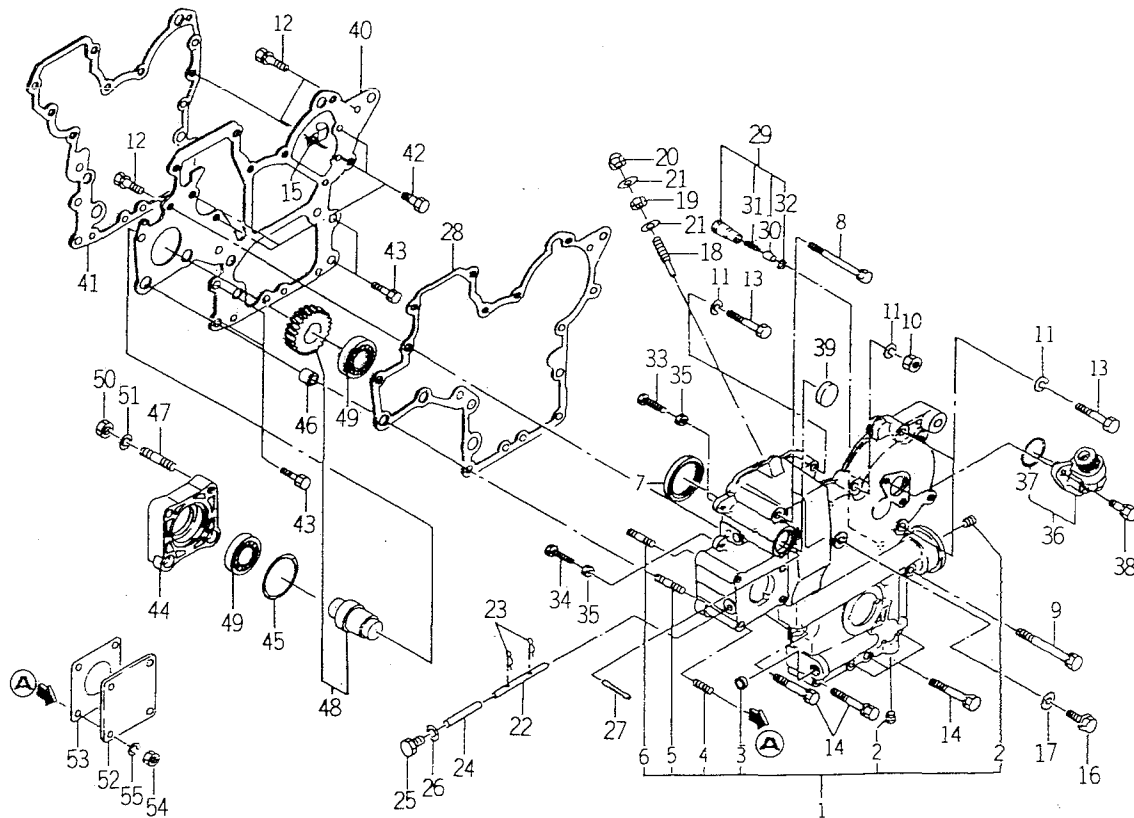
FIG. 7 OIL PAN



6005-210

[illegible]

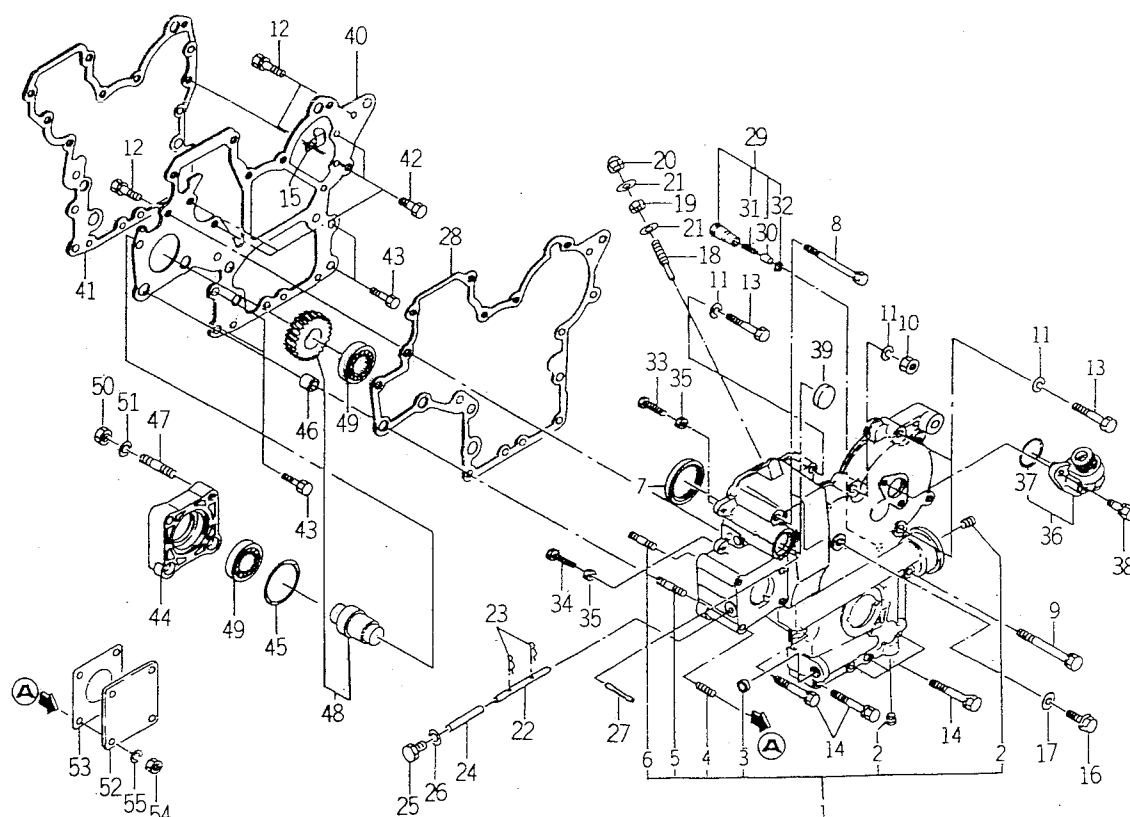
FIG. 9 TIMING GEAR CASE



6005-240

KEY	PART CODE	DESCRIPTION	QTY	TYPE OF MODEL		I T C	C O L	G R P	REMARKS
				E3CDB07					
1	6211 - 310 - 009 - 20	GEARCASE ASSY	1	*					
2	6209 - 605 - 003 - 00	PLUG/PT1/4	2	*					
3	6209 - 610 - 004 - 00	CUP/SEALING/20	1	*					
4	6904 - 110 - 822 - 00	STUD	4	*					
5	6904 - 110 - 855 - 00	STUD	2	*					
6	6904 - 110 - 850 - 00	STUD	1	*					
7	6209 - 625 - 002 - 00	SEAL,OIL	1	*					
8	6209 - 030 - 005 - 00	BOLT/M8X85	1	*					
9	6209 - 030 - 006 - 00	BOLT/M8X75	2	*					
10	6909 - 110 - 508 - 00	NUT/M8	2	*					
11	6909 - 150 - 508 - 00	WASHER	5	*					
12	V211 - 560 - 802 - 00	BOLT/M8X20	3	*					
13	6901 - 050 - 850 - 00	BOLT/M8X45	3	*					
14	6209 - 037 - 007 - 00	BOLT/WS	4	*					
15	1425 - 621 - 004 - 00	CLAMP,HARNESS	1	*					
16	6209 - 046 - 001 - 00	BOLT/M8X30	1	*					
17	6909 - 920 - 843 - 00	PACKING	1	*					
18	6215 - 546 - 003 - 00	STOPPER/FULLLOAD	1	*					
19	6209 - 409 - 001 - 00	NUT/M8	1	*					
20	V341 - 120 - 008 - 00	NUT,CAP/M 8	1	*					
21	6909 - 920 - 843 - 00	PACKING	2	*					
22	6215 - 542 - 004 - 20	PIN/ARM	1	*					
23	P117 - 303 - 003 - 00	PIN/SNAP	2	*					
24	6215 - 542 - 005 - 00	PIN	1	*					
25	6909 - 202 - 308 - 00	PLUG	1	*					

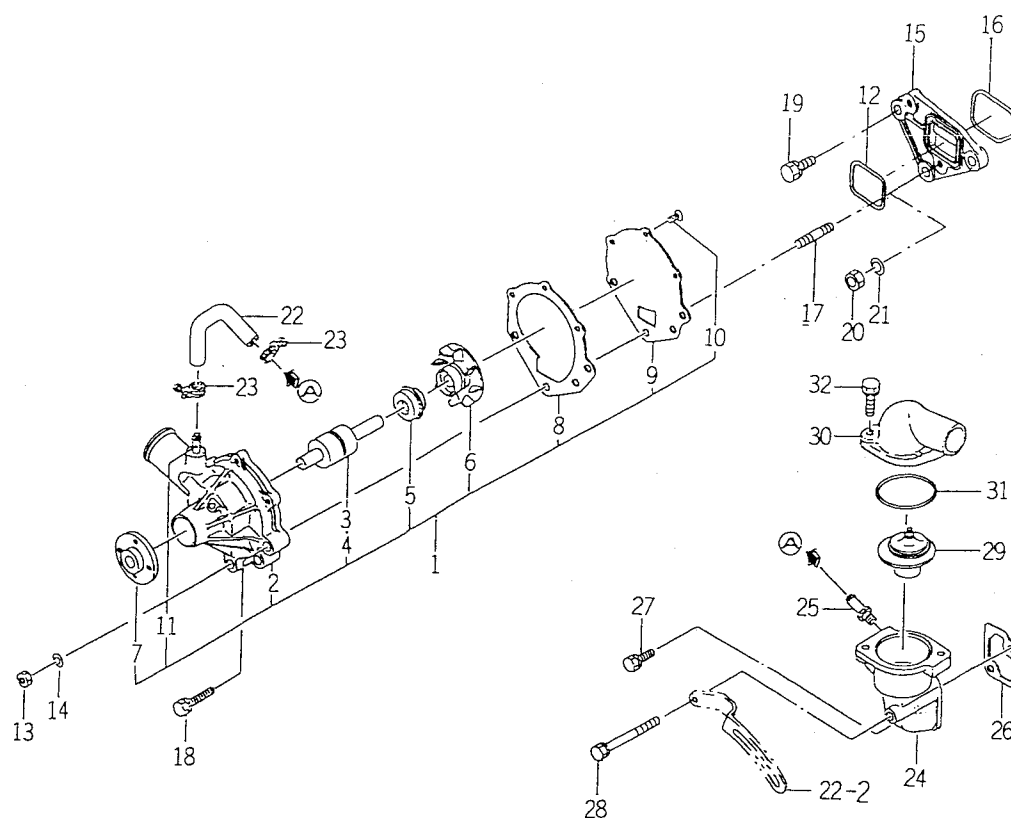
FIG. 9 TIMING GEAR CASE



6005-240

KEY	PART CODE	DESCRIPTION	QTY	TYPE OF MODEL		I T C	C O L	G R P	REMARKS
				E3CDB07					
26	6909 - 920 - 843 - 00	PACKING	1	*					
27	6209 - 740 - 001 - 00	PIN,GROOVE	1	*					
28	6211 - 312 - 005 - 00	GASKET/GEARCASE	1	*					
29	6213 - 160 - 002 - 00	VALVE/RELIEF ASSY	1	*					
30	6213 - 161 - 001 - 00	PISTON/RELIEF VALVE	1	*					
31	6213 - 164 - 001 - 00	SPRING/RELIEF VALVE	1	*					
32	V705 - 140 - 012 - 00	RING,SNAP/12 C	1	*					
33	6209 - 050 - 001 - 00	BOLT/M6	1	*					
34	6209 - 050 - 002 - 00	BOLT/M6	1	*					
35	6909 - 110 - 406 - 00	NUT	2	*					
36	6219 - 310 - 003 - 00	DRIVE TACHOMETER	1	*					
37	V723 - 102 - 002 - 40	RING/O	1	*					
38	6901 - 910 - 616 - 00	BOLT,SEMS/M6X16	2	*					
39	3625 - 540 - 004 - 00	CAP,BLANK/30	1	*					
40	6211 - 311 - 013 - 00	PLATE/FRONT	1	*					
41	6211 - 312 - 006 - 00	GASKET/PLATE	1	*					
42	6902 - 050 - 816 - 00	BOLT	4	*					
43	6509 - 000 - 227 - 00	BOLT	4	*					
44	6211 - 319 - 003 - 00	SPACER	1	*					
45	V723 - 102 - 005 - 00	O - RING 1A S50	1	*					
46	6209 - 749 - 001 - 10	PIN,TUBE	2	*					
47	6904 - 110 - 822 - 00	STUD	1	*					
48	6212 - 530 - 005 - 10	SHAFT/HYDRAULIC ASSY	1	*					
49	V600 - 110 - 600 - 50	BEARING,RB/6005	2	*					
50	6909 - 110 - 408 - 00	NUT/M8	4	*					

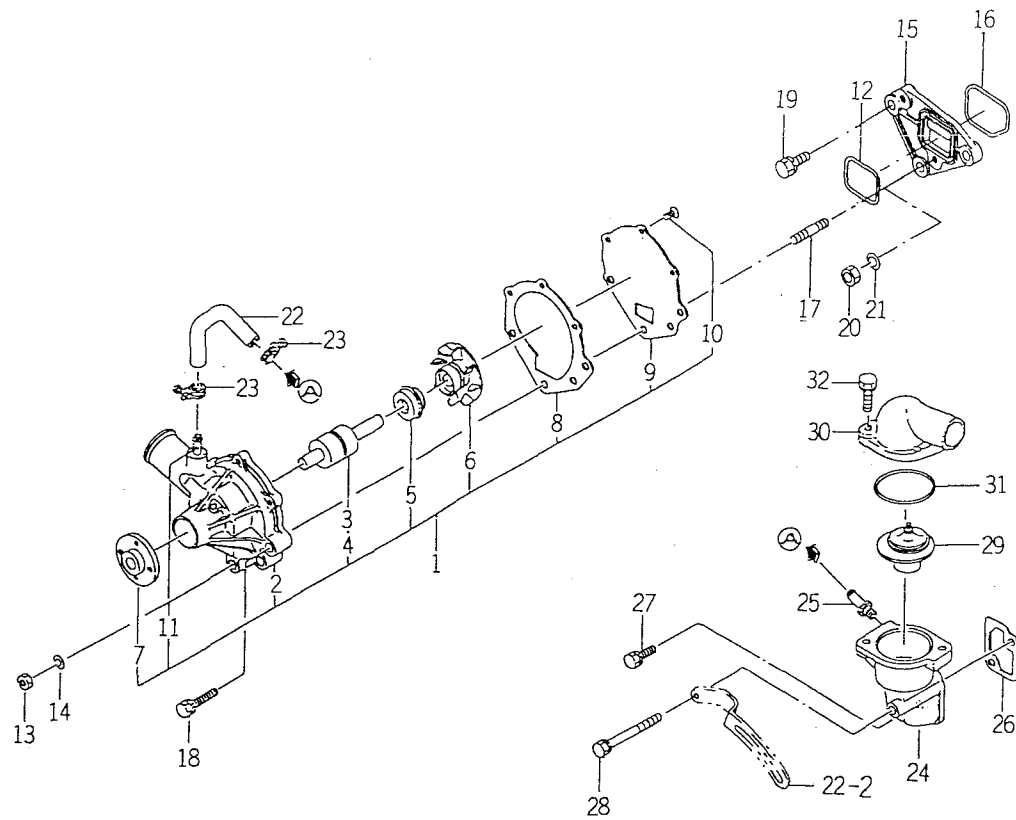
FIG. 17 WATER PUMP



6005-420

KEY	PART CODE	DESCRIPTION	QTY	TYPE OF MODEL		I T C	C O L	G R P	REMARKS
				E3CDB07					
1	6213-610-005-30	WATERPUMP ASSY	1	*					
2	6213-611-003-20	BODY/WATERPUMP	1	*					
3	6213-631-002-00	BEARING/WATER PUMP	1	*					
4	6213-631-005-00	BEARING/WATERPUMP	1	*					
5	6213-622-002-10	SEAL SET/WATER PUMP	1	*					
6	6213-621-003-00	ROTOR/WATERPUMP	1	*					
7	6213-642-002-00	SEAL/WATER PUMPPULLE	1	*					
8	6213-613-002-10	GASKET	1	*					
9	6213-612-004-00	PLATE/WATER PUMP	1	*					
10	6213-619-003-00	SCREW/WATER PUMP	3	*					
11	6213-619-002-00	PIPE/WATER PUMP	1	*					
12	V721-103-104-00	O-RING/G40	1	*					
13	6909-110-508-00	NUT/M8	2	*					
14	6909-150-508-00	WASHER	2	*					
15	6213-619-006-00	SPACER/WATERPUMP	1	*					
16	V721-103-105-00	O-RING/G50	1	*					
17	6904-110-840-00	STUD/M8X40	2	*					
18	6901-910-845-00	BOLT,SEMS/M8X45	1	*					
19	V211-560-802-50	BOLT,SEMS/M8X25 7T	1	*					
20	6909-110-508-00	NUT/M8	1	*					
21	6909-150-508-00	WASHER	1	*					
22	6213-729-001-00	HOSE,RUBBER	1	*					
23	J061-210-015-00	CLAMP/WIRE/10-15	2	*					
24	6213-716-001-40	HOUSING/THERMOSTAT	1	*					
25	6213-721-003-00	PIPE,PUMP HOUSING	1	*					

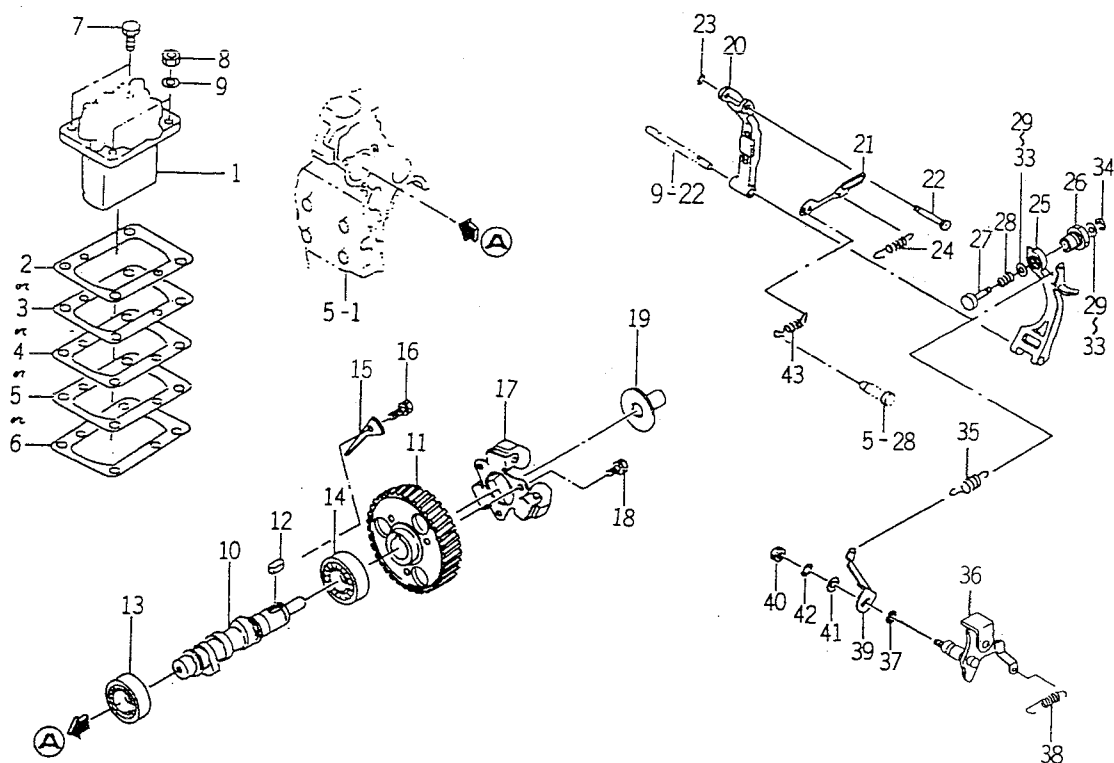
FIG. 17 WATER PUMP



6005-420

[illegible]

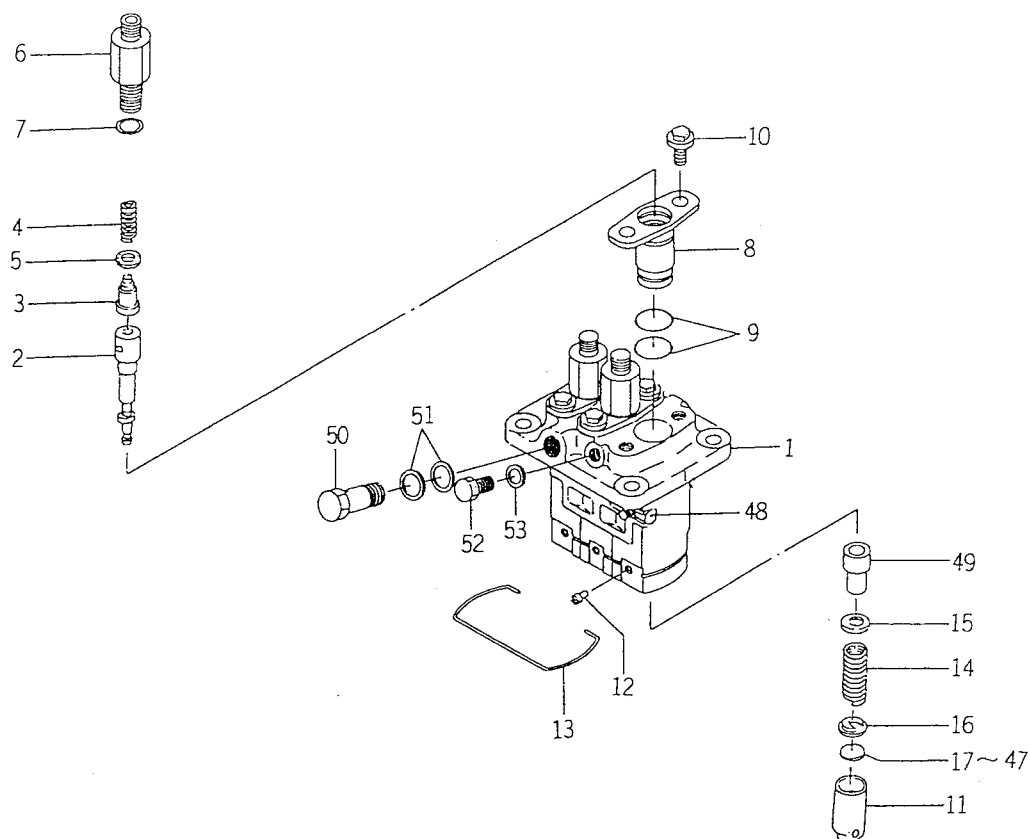
FIG. 20 INJECTION PUMP



6005-510X

KEY	PART CODE	DESCRIPTION	QTY	TYPE OF MODEL		I T C	C O L	G R P	REMARKS
				E3CDB07					
1	6215 - 600 - 078 - 00	INJECTIONPUMP ASSY	1	*					FIG 025
2	6219 - 752 - 006 - 00	SHIM/PUMP,INJ	1	*					
3	6219 - 752 - 007 - 00	SHIM/PUMP,INJ	1	*					
4	6219 - 752 - 008 - 00	SHIM/PUMP,INJ	1	*					
5	6219 - 752 - 009 - 00	SHIM/PUMP,INJ	1	*					
6	6219 - 752 - 010 - 00	SHIM/PUMP,INJ	1	*					
7	V211 - 560 - 802 - 00	BOLT/M8X20	2	*					
8	6909 - 110 - 508 - 00	NUT/M8	2	*					
9	6909 - 150 - 508 - 00	WASHER	2	*					
10	6215 - 621 - 018 - 00	CAMSHAFT/INJPUMP	1	*					
11	6212 - 524 - 006 - 00	GEAR/INJECTIONPUMP	1	*					
12	6908 - 000 - 716 - 00	KEY	1	*					
13	V600 - 110 - 620 - 30	BEARING,RB/6203	1	*					
14	V600 - 110 - 600 - 40	BEARING,RB/6004	1	*					
15	6212 - 535 - 009 - 00	PLATE/THRUST/INJPUMP	1	*					
16	6901 - 910 - 612 - 00	BOLT,SEMS/M6X12	1	*					
17	6215 - 520 - 001 - 00	FLYWEIGHT	1	*					
18	6209 - 030 - 043 - 00	BOLT/M6X10	1	*					
19	6215 - 526 - 001 - 10	PIECE,THRUST	3	*					
20	6215 - 541 - 001 - 00	ARM,FLOATING	1	*					
21	6215 - 543 - 002 - 10	RINK/CONTROL	1	*					
22	6215 - 542 - 006 - 00	PIN,CONTROL	1	*					
23	V710 - 140 - 004 - 00	RING,SNAP/ 4 E	1	*					
24	6215 - 549 - 031 - 10	SPRING/SETTING	1	*					
25	6215 - 541 - 016 - 20	ARM/TENSION	1	*					

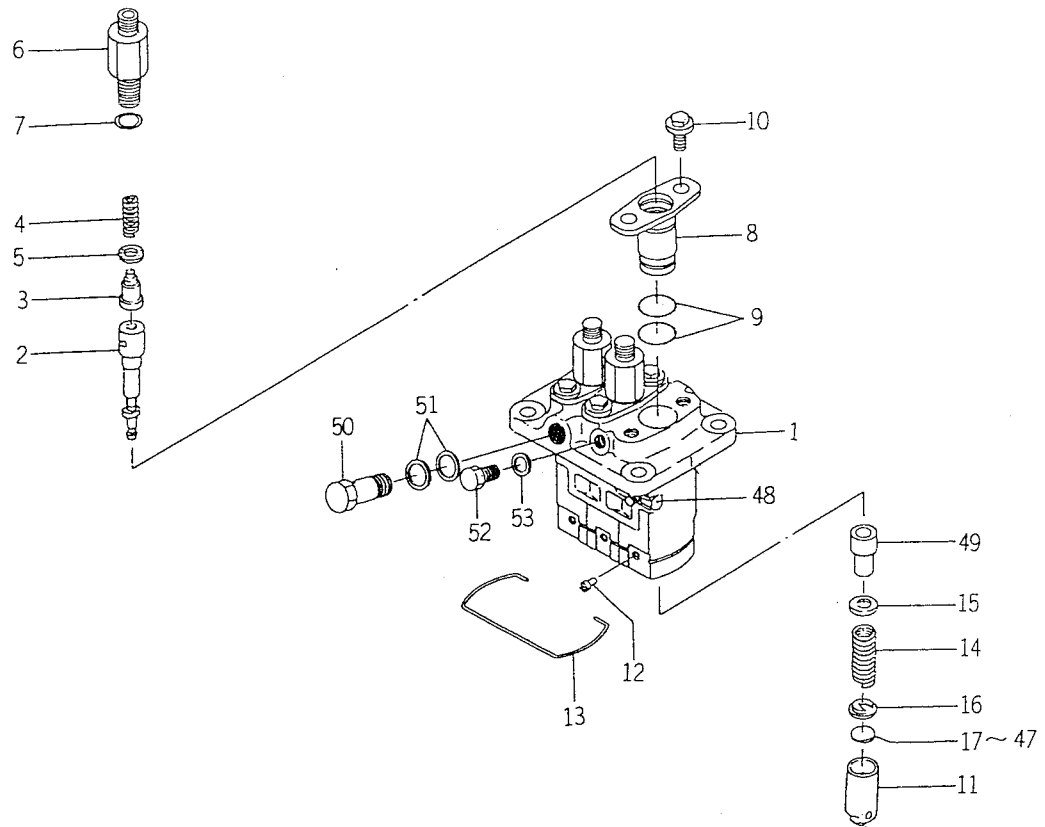
FIG. 25 6215 - 600 - 078 - 00



6215-6000

KEY	PART CODE	DESCRIPTION	QTY	TYPE OF MODEL		I T C	C O L	G R P	REMARKS
				E3CDB07					
1	6215 - 611 - 008 - 00	HOUSING/PUMP	1	*					
2	6215 - 631 - 008 - 00	PLUNGER ASSY	3	*					
3	6215 - 641 - 002 - 00	VALVE, DELIVERY	3	*					
4	6215 - 643 - 005 - 00	SPRING/DELIVERY VALVE	3	*					
5	6215 - 649 - 008 - 00	GASKET	3	*					
6	6215 - 644 - 006 - 00	HOLDER/DELIVERY VALVE	3	*					
7	6215 - 649 - 009 - 00	O - RING	3	*					
8	6215 - 635 - 004 - 00	SLEEVE FLANGE	3	*					
9	6215 - 649 - 010 - 00	ORING	6	*					
10	6215 - 649 - 011 - 00	BOLT	6	*					
11	6215 - 622 - 003 - 00	TAPPET	3	*					
12	6215 - 629 - 017 - 00	PIN	3	*					
13	6215 - 629 - 035 - 00	SNAPRING	1	*					
14	6215 - 634 - 003 - 00	SPRING/PLUNGER	3	*					
15	6215 - 639 - 008 - 00	SPRINGSEAT	3	*					
16	6215 - 639 - 009 - 00	SPRINGSEAT	3	*					
17	6215 - 629 - 060 - 00	PLATE	1	*					
18	6215 - 629 - 061 - 00	PLATE	1	*					
19	6215 - 629 - 062 - 00	PLATE	1	*					
20	6215 - 629 - 063 - 00	PLATE	1	*					
21	6215 - 629 - 064 - 00	PLATE	1	*					
22	6215 - 629 - 065 - 00	PLATE	1	*					
23	6215 - 629 - 066 - 00	PLATE	1	*					
24	6215 - 629 - 067 - 00	PLATE	1	*					
25	6215 - 629 - 036 - 00	PLATE	1	*					

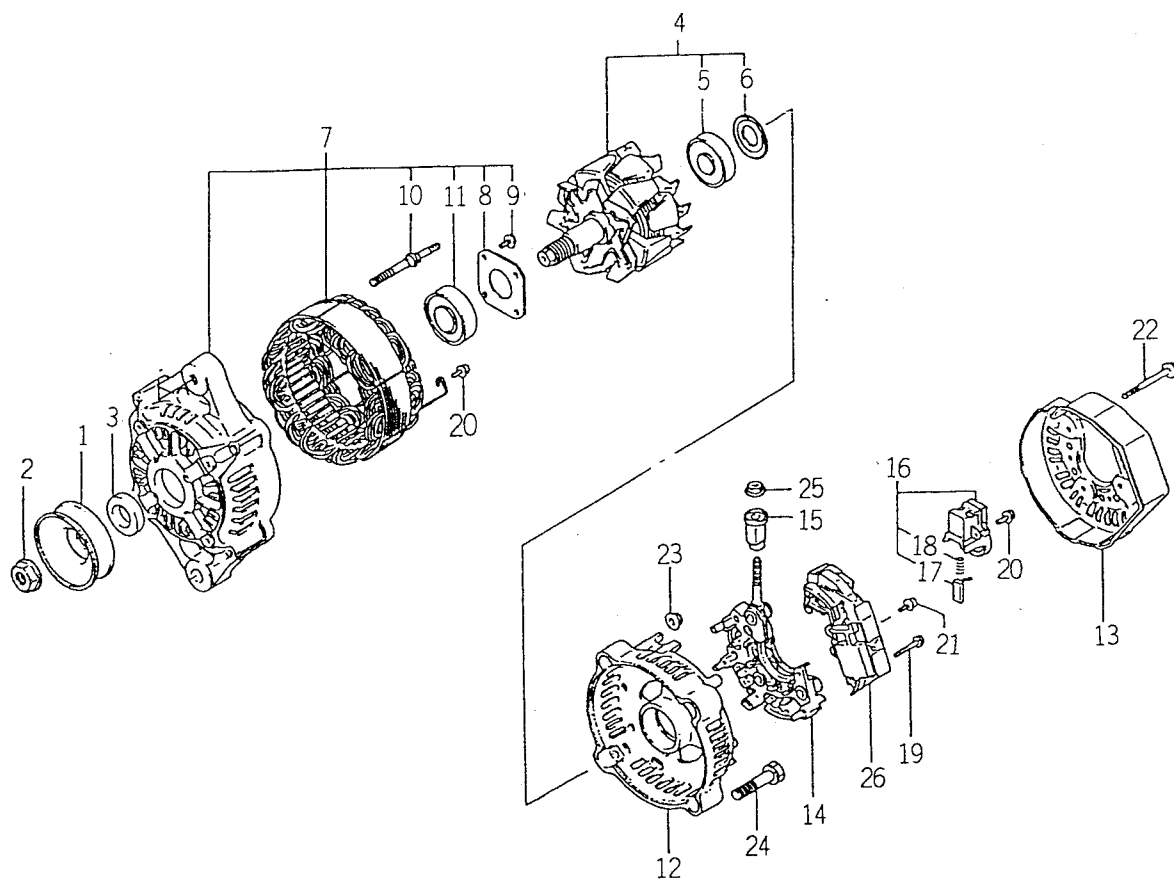
FIG. 25 6215 - 600 - 078 - 00



6215-6000

KEY	PART CODE	DESCRIPTION	QTY	TYPE OF MODEL		I T C	C O L	G R P	REMARKS
				E3CDB07					
26	6215 - 629 - 037 - 00	PLATE	1	*					
27	6215 - 629 - 038 - 00	PLATE	1	*					
28	6215 - 629 - 039 - 00	PLATE	1	*					
29	6215 - 629 - 040 - 00	PLATE	1	*					
30	6215 - 629 - 041 - 00	PLATE	1	*					
31	6215 - 629 - 042 - 00	PLATE	1	*					
32	6215 - 629 - 043 - 00	PLATE	1	*					
33	6215 - 629 - 044 - 00	PLATE	1	*					
34	6215 - 629 - 045 - 00	PLATE	1	*					
35	6215 - 629 - 046 - 00	PLATE	1	*					
36	6215 - 629 - 047 - 00	PLATE	1	*					
37	6215 - 629 - 048 - 00	PLATE	1	*					
38	6215 - 629 - 049 - 00	PLATE	1	*					
39	6215 - 629 - 050 - 00	PLATE	1	*					
40	6215 - 629 - 051 - 00	PLATE	1	*					
41	6215 - 629 - 052 - 00	PLATE	1	*					
42	6215 - 629 - 053 - 00	PLATE	1	*					
43	6215 - 629 - 054 - 00	PLATE	1	*					
44	6215 - 629 - 055 - 00	PLATE	1	*					
45	6215 - 629 - 056 - 00	PLATE	1	*					
46	6215 - 629 - 058 - 00	PLATE	1	*					
47	6215 - 629 - 059 - 00	PLATE	1	*					
48	6215 - 637 - 004 - 00	CONTROL RACK	1	*					
49	6215 - 635 - 005 - 00	CONTROL SLEEVE	3	*					
50	6215 - 619 - 023 - 00	EYEBOLT	1	*					

FIG. 27 6281 - 200 - 008 - 10

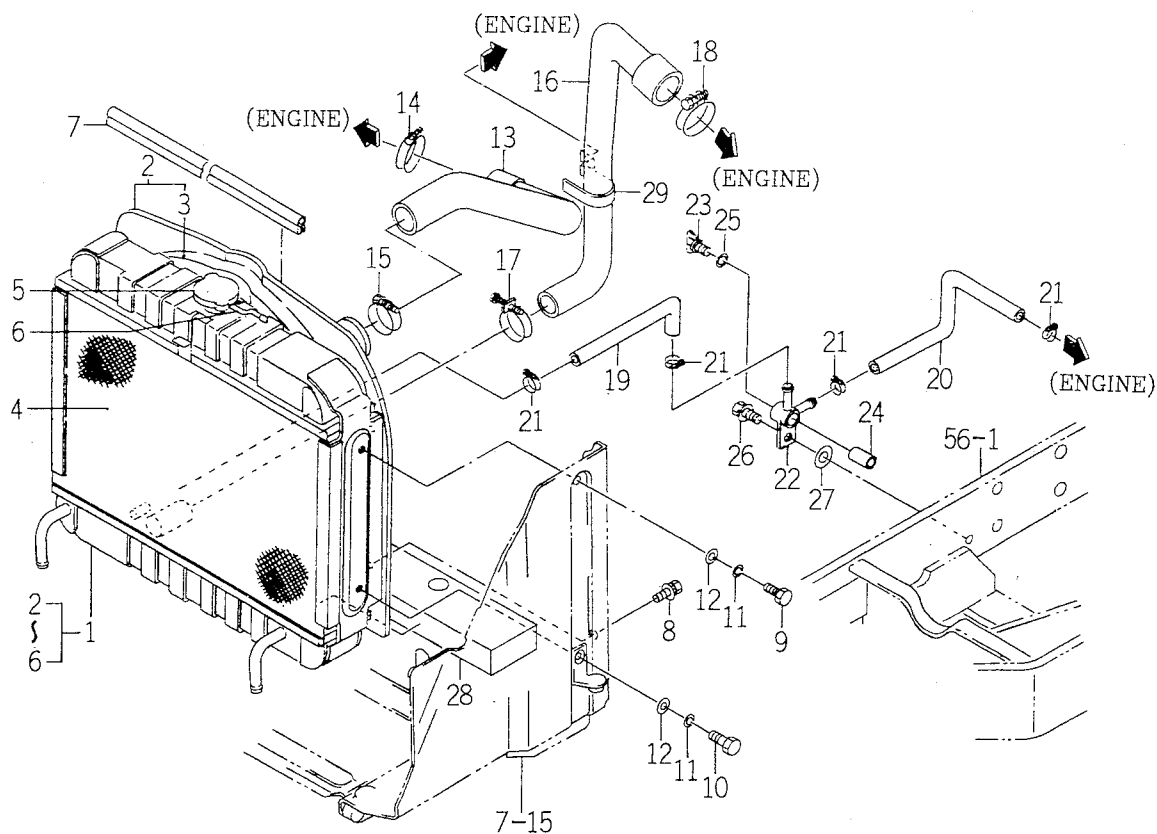


6281-2000

KEY	PART CODE	DESCRIPTION	QTY	TYPE OF MODEL		I T C	C O L	G R P	REMARKS
				E3CDB07					
1	6281 - 222 - 004 - 00	PULLEY	1	*					
2	6281 - 229 - 002 - 00	NUT	1	*					
3	6281 - 229 - 003 - 00	COLLOR	1	*					
4	6281 - 221 - 001 - 00	ROTOR ASSY	1	*					
5	6281 - 229 - 005 - 00	BEARING	1	*					
6	6281 - 229 - 004 - 00	COVER, BEARING	1	*					
7	6281 - 213 - 012 - 00	FRAME/DRIVEEND ASSY	1	*					
8	6281 - 229 - 006 - 00	PLATE	1	*					
9	6281 - 229 - 007 - 00	BOLT	4	*					
10	6281 - 229 - 008 - 00	BOLT	2	*					
11	6281 - 229 - 009 - 00	BEARING	1	*					
12	6281 - 214 - 003 - 00	FRAME	1	*					
13	6281 - 214 - 004 - 00	COVER	1	*					
14	6281 - 229 - 029 - 00	HOLDER ASSY	1	*					
15	6281 - 229 - 011 - 00	BUSH	1	*					
16	2145 - 161 - 211 - 00	HOLDER/BRUSH ASSY	1	*					
17	6281 - 215 - 001 - 00	BRUSH	2	*					
18	6281 - 216 - 001 - 00	SPRING	2	*					
19	6281 - 229 - 012 - 00	BOLT	2	*					
20	6281 - 229 - 013 - 00	BOLT	6	*					
21	6281 - 229 - 014 - 00	BOLT	1	*					
22	6281 - 229 - 015 - 00	BOLT	3	*					
23	6281 - 229 - 016 - 00	NUT	2	*					
24	6281 - 229 - 017 - 00	BOLT	2	*					
25	6281 - 229 - 018 - 00	NUT	1	*					

CHASSIS

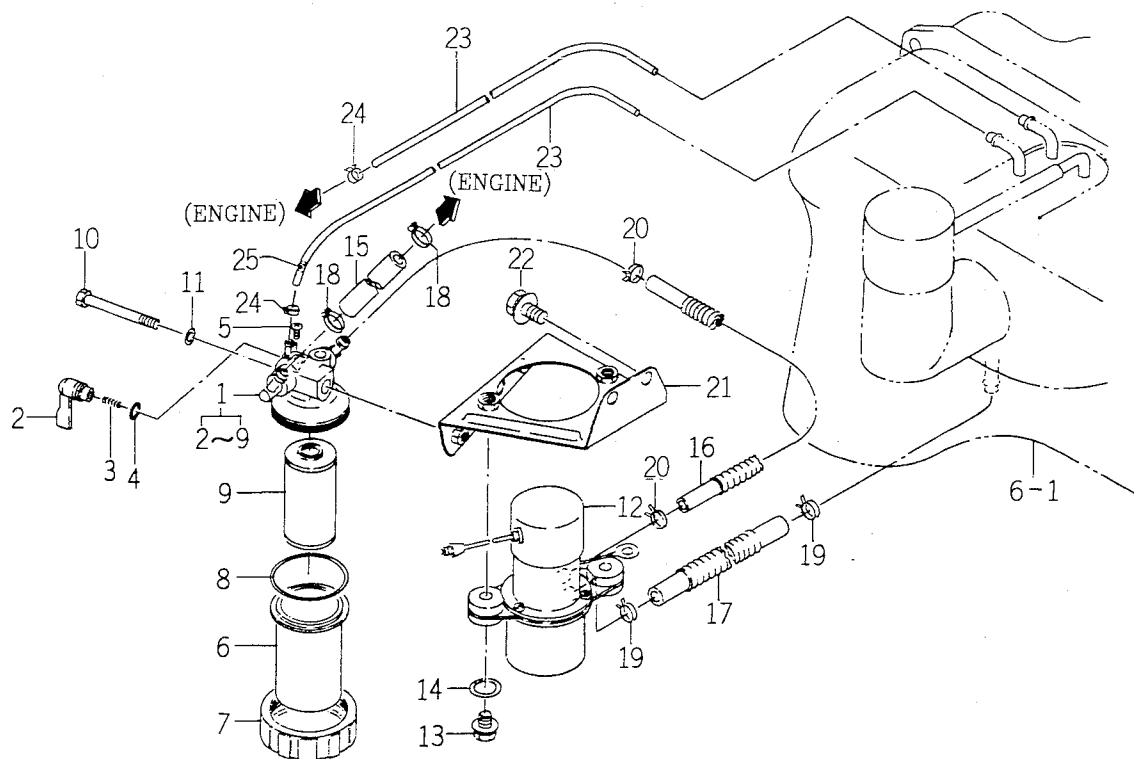
FIG. 1 RADIATOR (H.S.T.) SYSTEM



1622-102

KEY	PART CODE	DESCRIPTION	QTY	TYPE OF MODEL		I T C	C O L	G R P	REMARKS
				TF330					
1	1622 - 102 - 500 - 00	RADIATOR ASSY	1	*					
2	1617 - 102 - 202 - 10	SHROUD COMP	1	*					
3	1614 - 102 - 011 - 00	INSULATOR	2	*					
4	1622 - 102 - 520 - 00	NET/WIRE COMP	1	*					
5	1614 - 102 - 213 - 00	CAP	1	*					
6	1614 - 102 - 214 - 00	HOSE	1	*					
7	1617 - 102 - 003 - 00	INSULATOR	1	*					
8	V210 - 360 - 601 - 60	BOLT (SP) /M6X16	4	*					
9	V201 - 360 - 801 - 20	BOLT/M8X12	2	*					
10	V201 - 360 - 801 - 60	BOLT/M8X16	2	*					
11	V401 - 160 - 008 - 00	WASHER,SP/M 8	4	*					
12	V411 - 260 - 008 - 00	WASHER,PL/M 8	4	*					
13	1617 - 102 - 001 - 10	HOSE/RADIATOR/INLET	1	*					
14	J061 - 234 - 042 - 00	CLAMP/WIRE/34 - 42	1	*					
15	J061 - 230 - 038 - 00	CLAMP/WIRE/30 - 38	1	*					
16	1617 - 102 - 002 - 10	HOSE/RADIATOR/OUTLET	1	*					
17	J061 - 224 - 032 - 00	CLAMP/WIRE/24 - 32	1	*					
18	J061 - 234 - 042 - 00	CLAMP/WIRE/34 - 42	1	*					
19	1617 - 102 - 005 - 00	HOSE/170	1	*					
20	1560 - 104 - 006 - 60	HOSE/290	1	*					
21	J061 - 210 - 015 - 00	CLAMP/WIRE/10 - 15	4	*					
22	1560 - 104 - 010 - 40	CONNECTOR	1	*					
23	1424 - 101 - 203 - 00	PLUG	1	*					
24	1617 - 102 - 006 - 00	HUB/09X14X20	1	*					
25	1424 - 101 - 204 - 00	PACKING	1	*					

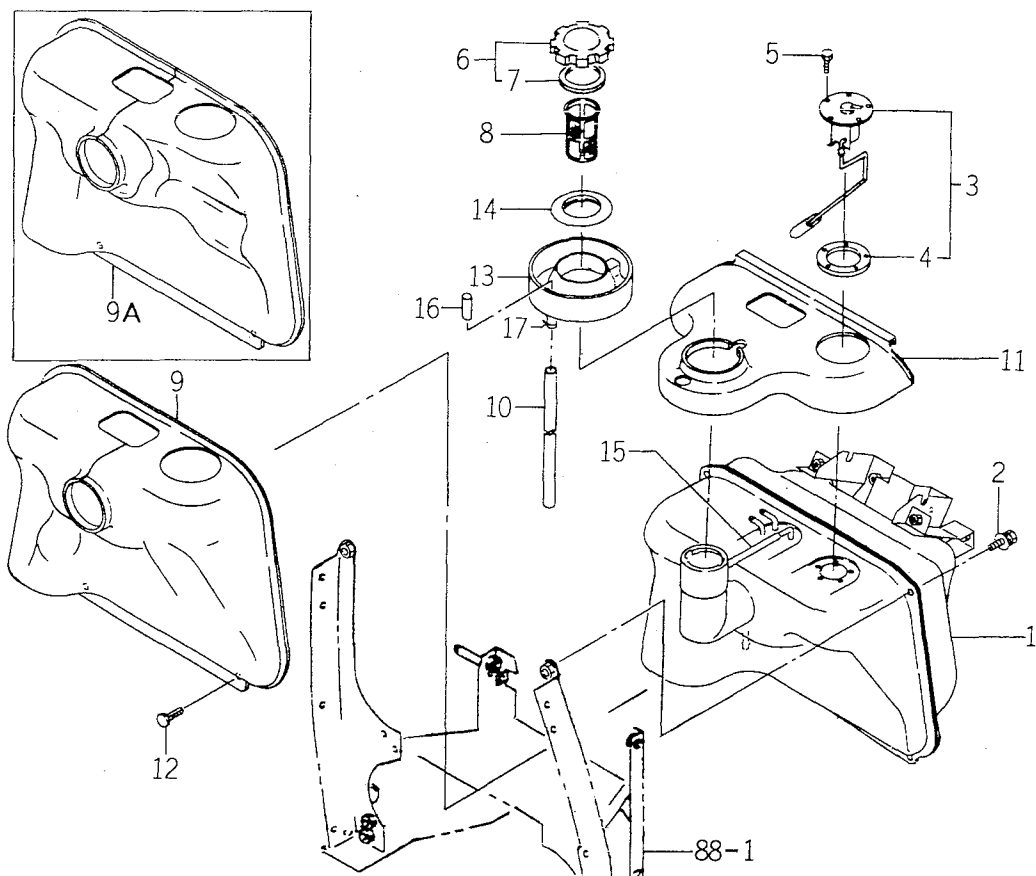
FIG. 5 FILTER SYSTEM



1614-105

KEY	PART CODE	DESCRIPTION	QTY	TYPE OF MODEL		I T C	C O L	G R P	REMARKS
				TF330					
1	1614 - 105 - 200 - 00	FILTER ASSY	1	*					
2	1444 - 102 - 202 - 00	LEVER	1	*					
3	1415 - 102 - 007 - 00	SPRING, VALVE	1	*					
4	V720 - 102 - 401 - 00	O - RING/P10A	1	*					
5	1415 - 102 - 008 - 00	VIS	1	*					
6	1415 - 102 - 009 - 00	CUP	1	*					
7	1444 - 102 - 204 - 00	NUT, RING	1	*					
8	V720 - 103 - 504 - 40	O - RING/P44	1	*					
9	1415 - 102 - 011 - 00	ELEMENT	1	*					
10	V201 - 260 - 806 - 50	BOLT/M 8X65	1	*					
11	V401 - 160 - 008 - 00	WASHER, SP/M 8	1	*					
12	3656 - 271 - 310 - 00	PUMP/FUEL ASSY	1	*					
13	V210 - 360 - 603 - 00	BOLT/SP	2	*					
14	3560 - 503 - 302 - 00	WASHER, WIRE TENSION	2	*					
15	1560 - 102 - 003 - 20	HOSE/110	1	*					
16	1575 - 105 - 001 - 00	HOSE	1	*					
17	1614 - 105 - 003 - 00	HOSE/06X10X250	1	*					
18	J061 - 211 - 013 - 00	CLAMP/WIRE/11 - 13	2	*					
19	J062 - 111 - 120 - 00	CLIP/HOSE/11.1 - 12	2	*					
20	J062 - 104 - 111 - 00	CLIP/HOSE/10.4 - 11.1	2	*					
21	1614 - 105 - 240 - 00	BRACKET/PUMP COMP	1	*					
22	V211 - 360 - 801 - 60	BOLT, SEMS (SP)	2	*					
23	1612 - 105 - 002 - 00	HOSE/650	2	*					
24	J062 - 087 - 093 - 00	CLIP/HOSE/8.7 - 9.3	2	*					
25	3640 - 586 - 004 - 00	RESISTANCE/1.0	1	*					

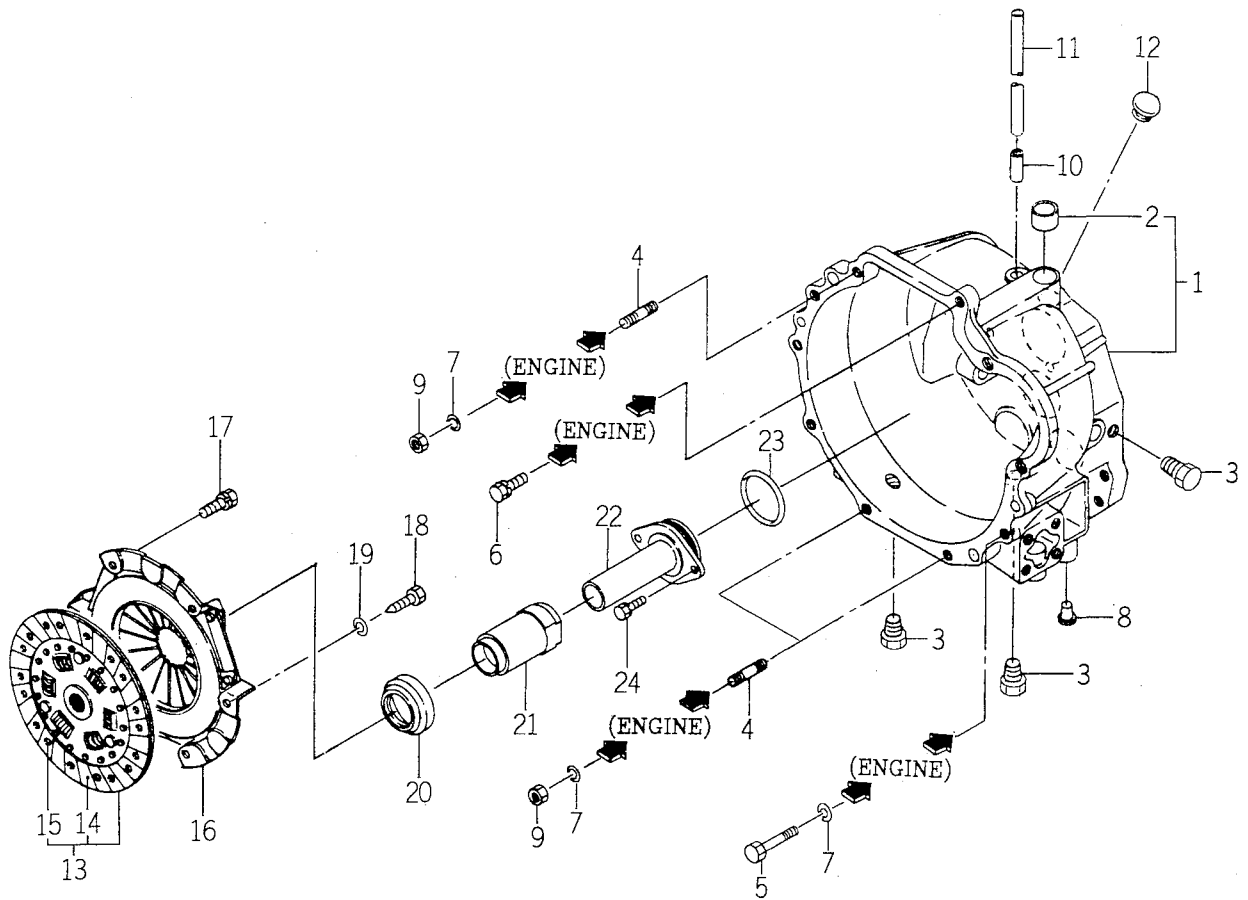
FIG. 6 TANK (FUEL) SYSTEM



1622-111

[illegible]

FIG. 10 MAIN CLUTCH SYSTEM



1687-120

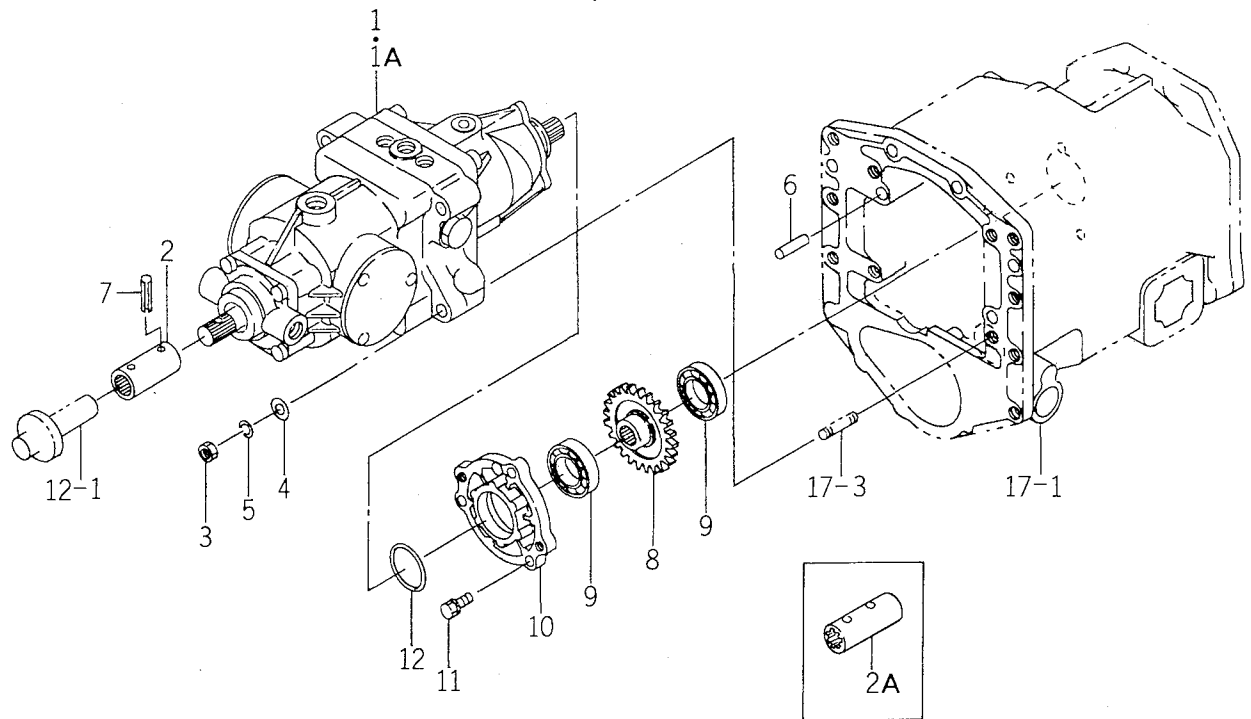
KEY	PART CODE	DESCRIPTION	QTY	TYPE OF MODEL		I T C	C O L	G R P	REMARKS
				TF330					
1	1614 - 120 - 240 - 10	HOUSING/CLUTCH ASSY	1	*					
2	1560 - 314 - 291 - 00	BUSH/16X18X15	1	*					
3	7955 - 201 - 026 - 00	PLUG,DRAIN (1/4)	3	*					
4	V251 - 341 - 005 - 00	BOLT/STUD	3	*					
5	V201 - 361 - 006 - 00	BOLT	4	*					
6	V211 - 561 - 003 - 00	BOLT/M10X30	1	*					
7	V401 - 160 - 010 - 00	WASHER,SP/M10	7	*					
8	1427 - 120 - 002 - 00	CAP,BLANK/M10	4	*					
9	V304 - 460 - 010 - 00	NUT/M10	3	*					
10	1544 - 120 - 008 - 10	PIPE,BREATHER	1	*					
11	1614 - 120 - 005 - 00	HOSE/400	1	*					
12	7963 - 208 - 004 - 00	CAP,OIL 23	1	*					
13	1594 - 121 - 210 - 10	DISK,CLUTCH/225	1	*					
14	1594 - 121 - 211 - 00	FACING	2	*					
15	1561 - 121 - 212 - 40	RIVET	18	*					
16	1590 - 120 - 210 - 00	COVER,CLUTCH	1	*					
17	V211 - 260 - 802 - 00	BOLT,SEMS (S)	4	*					
18	1415 - 121 - 009 - 00	BOLT,REAMER/M8X25	2	*					
19	V401 - 160 - 008 - 00	WASHER,SP/M 8	2	*					
20	1614 - 120 - 002 - 00	BEARING/RELEASE	1	*					
21	1687 - 120 - 001 - 00	SLEEVE/RELEASE	1	*					
22	1637 - 120 - 002 - 00	GUIDE/SLEEVE/RELEASE	1	*					
23	V721 - 103 - 106 - 00	O - RING/G60	1	*					
24	V211 - 260 - 802 - 00	BOLT,SEMS (S)	2	*					

[illegible]

[illegible]

[illegible]

FIG. 18 H.S.T. SYSTEM

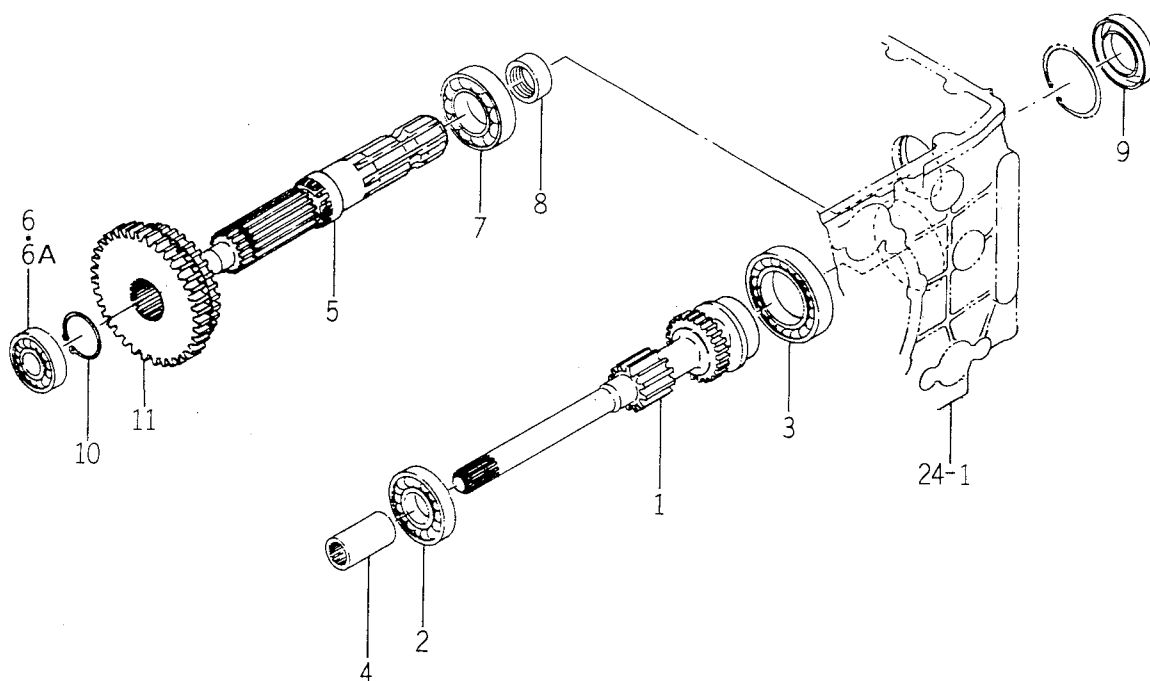


1622-202

[illegible]

[illegible]

FIG. 25 P.T.O. COUNTER GEAR SYSTEM (TF330 - E42D)



1622~243

[illegible]

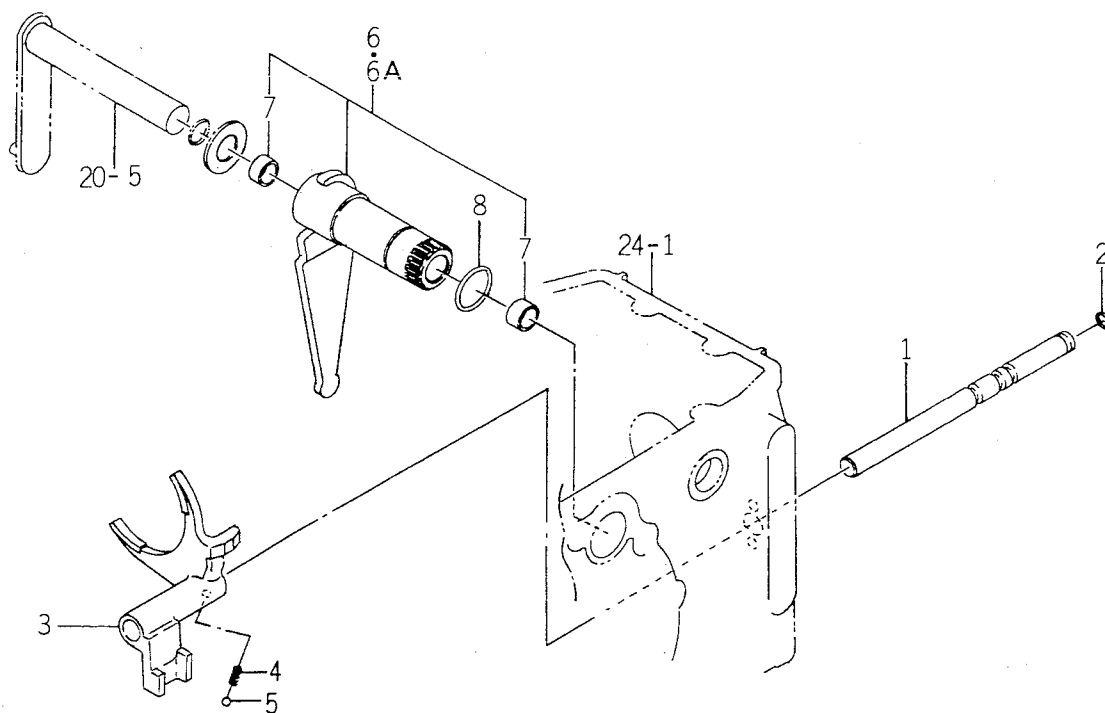
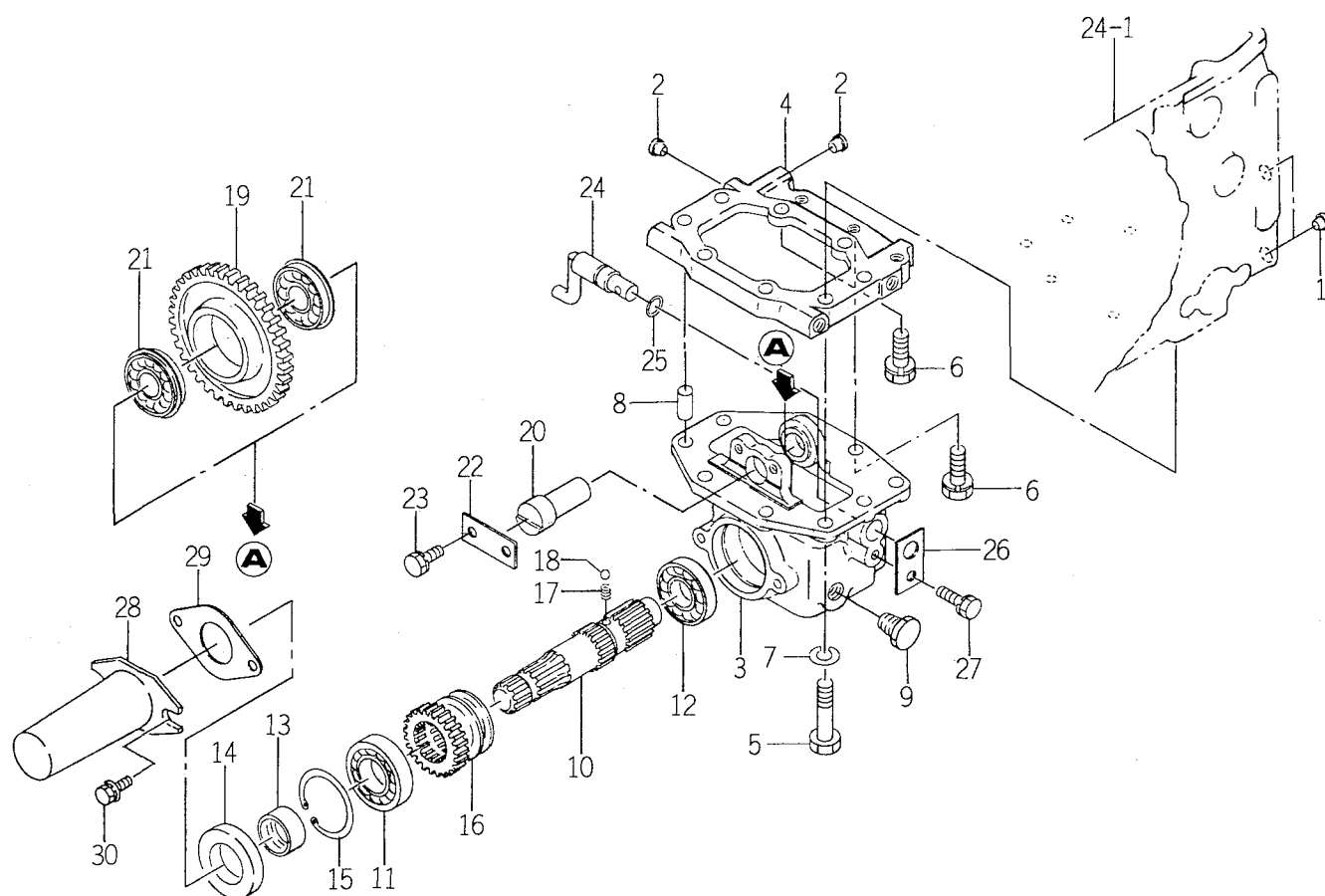
[illegible]

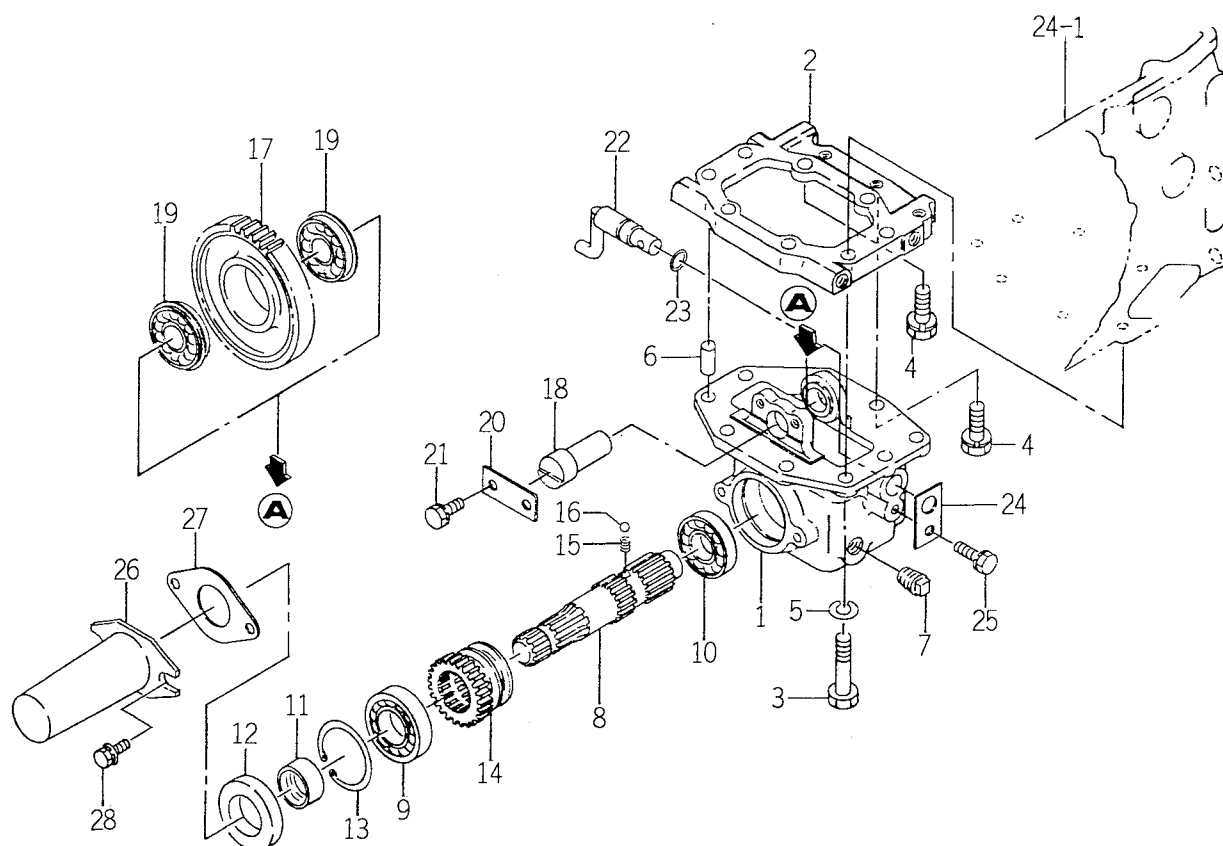
FIG. 30 MID P.T.O. SYSTEM (TF330 – E42D)



1620-251A

KEY	PART CODE	DESCRIPTION	QTY	TYPE OF MODEL		I T C	C O L	G R P	REMARKS
				TF330					
1	1427 - 201 - 016 - 00	CAP,BLANK/M12	4	*					
2	1427 - 201 - 016 - 00	CAP,BLANK/M12	2	*					
3	1620 - 255 - 201 - 00	CASE/PTO/MID	1	*					
4	1620 - 255 - 202 - 00	METAL/SPACER	1	*					
5	V201 - 361 - 005 - 00	BOLT/M10X50	4	*					
6	V211 - 561 - 003 - 00	BOLT/M10X30	5	*					
7	V401 - 160 - 010 - 00	WASHER,SP/M10	4	*					
8	V523 - 101 - 004 - 00	PIN	2	*					
9	V782 - 160 - 000 - 6T	PLUG/SCREW/SEAL	1	*					
10	1620 - 255 - 204 - 10	SHAFT/PTO/MID	1	*					
11	V600 - 110 - 620 - 60	BEARING,RB/6206	1	*					
12	V600 - 110 - 620 - 50	BEARING,RB/6205	1	*					
13	1480 - 212 - 004 - 10	SLEEVE	1	*					
14	V744 - 135 - 621 - 00	SEAL,OIL/TC356210	1	*					
15	V707 - 140 - 062 - 00	RING/ SNAP	1	*					
16	1620 - 255 - 205 - 00	GEAR/SPUR/21	1	*					
17	1302 - 225 - 003 - 00	SPRING,SHIFTER	1	*					
18	V682 - 200 - 001 - 00	BALL	1	*					
19	1620 - 255 - 206 - 00	GEAR/SPUR/49	1	*					
20	1620 - 255 - 207 - 00	SHAFT	1	*					
21	1603 - 322 - 003 - 00	BEARING,BALL	2	*					
22	1568 - 731 - 103 - 00	PLATE/I 25X60	1	*					
23	V211 - 260 - 801 - 60	BOLT,SEMS (S) M8X16	2	*					
24	1620 - 255 - 220 - 00	ARM/SHIFT/MID COMP	1	*					
25	V720 - 102 - 401 - 40	O - RING/P14	1	*					

FIG. 31 MID P.T.O. SYSTEM (TF330 – E4)



1687-255

KEY	PART CODE	DESCRIPTION	QTY	TYPE OF MODEL		I T C	C O L	G R P	REMARKS
				TF330					
1	1620 - 255 - 201 - 00	CASE/PTO/MID	1	*					
2	1620 - 255 - 202 - 00	METAL/SPACER	1	*					
3	V201 - 361 - 005 - 00	BOLT/M10X50	4	*					
4	V211 - 561 - 003 - 00	BOLT/M10X30	5	*					
5	V401 - 160 - 010 - 00	WASHER,SP/M10	4	*					
6	V523 - 101 - 004 - 00	PIN	2	*					
7	V781 - 160 - 000 - 6B	PLUG/SCREW/SEAL	1	*					
8	1687 - 255 - 001 - 00	SHAFT/PTO/MID	1	*					
9	V600 - 110 - 620 - 60	BEARING,RB/6206	1	*					
10	V600 - 110 - 620 - 50	BEARING,RB/6205	1	*					
11	1480 - 212 - 004 - 10	SLEEVE	1	*					
12	1687 - 255 - 005 - 00	SEAL/OIL	1	*					
13	V707 - 140 - 062 - 00	RING/SNAP	1	*					
14	1687 - 255 - 002 - 00	GERA/SPUR/21	1	*					
15	1302 - 225 - 003 - 00	SPRING,SHIFTER	1	*					
16	V682 - 200 - 001 - 00	BALL	1	*					
17	1687 - 255 - 003 - 00	GEAR/SPUR/49	1	*					
18	1620 - 255 - 207 - 00	SHAFT	1	*					
19	1603 - 322 - 003 - 00	BEARING,BALL	2	*					
20	1568 - 731 - 103 - 00	PLATE/I 25X60	1	*					
21	V211 - 260 - 801 - 60	BOLT,SEMS (S) M8X16	2	*					
22	1620 - 255 - 220 - 00	ARM/SHIFT/MID COMP	1	*					
23	V720 - 102 - 401 - 40	O - RING/P14	1	*					
24	1620 - 255 - 208 - 00	PLATE/I/30X50	1	*					
25	V211 - 260 - 801 - 60	BOLT,SEMS (S) M8X16	1	*					

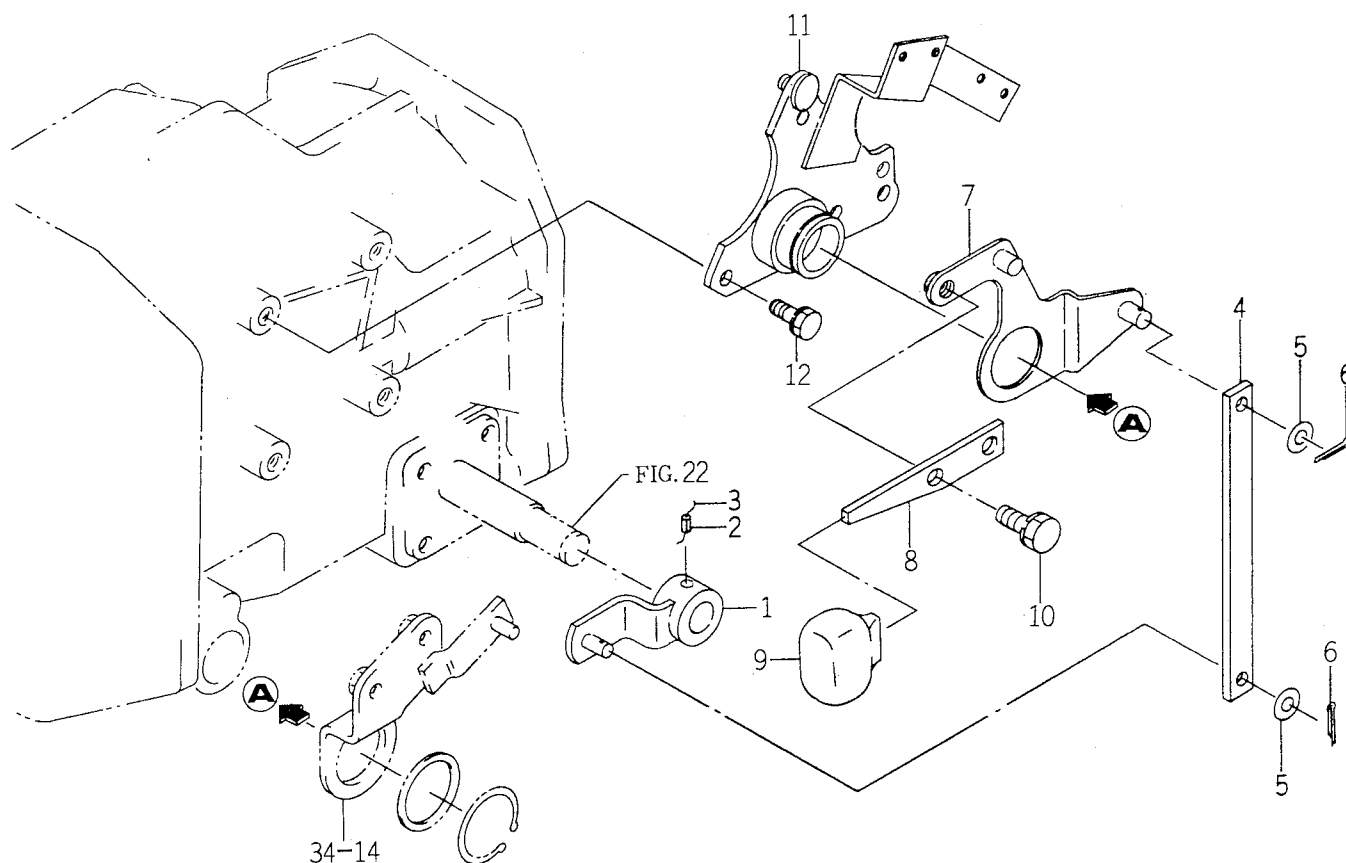
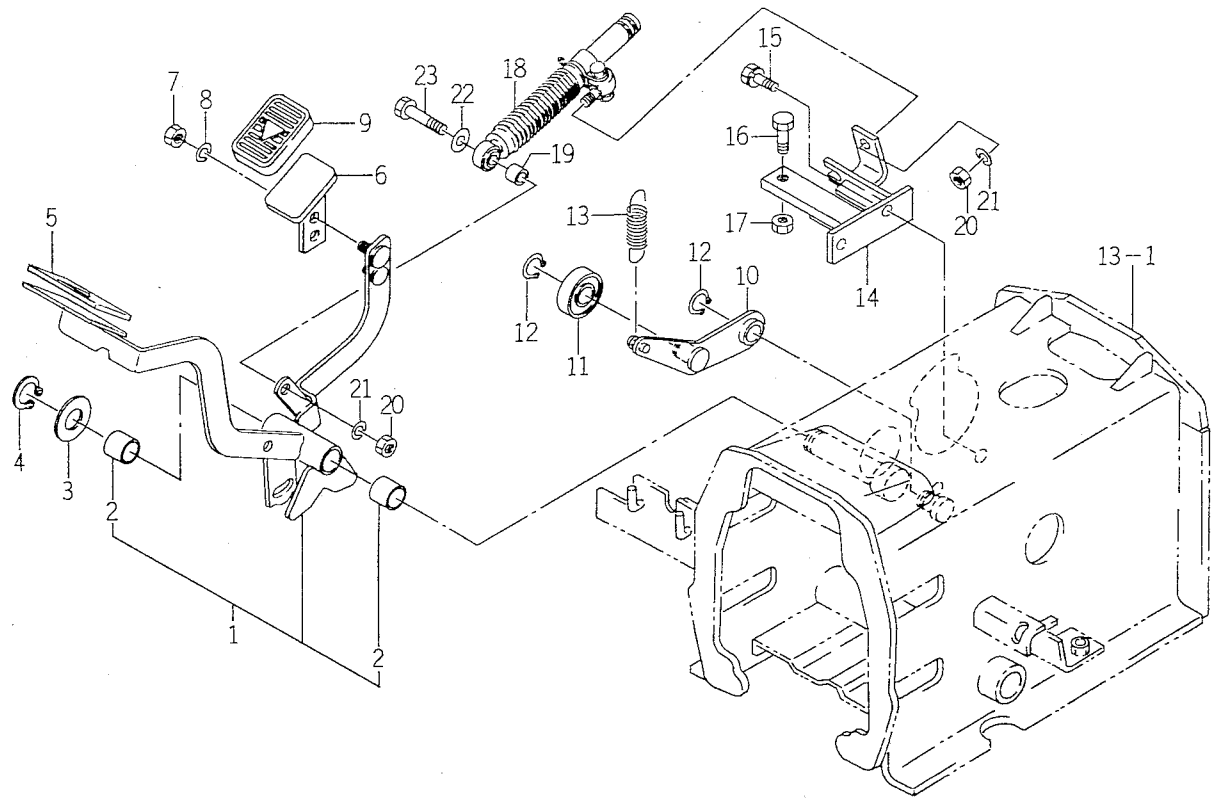
[illegible]

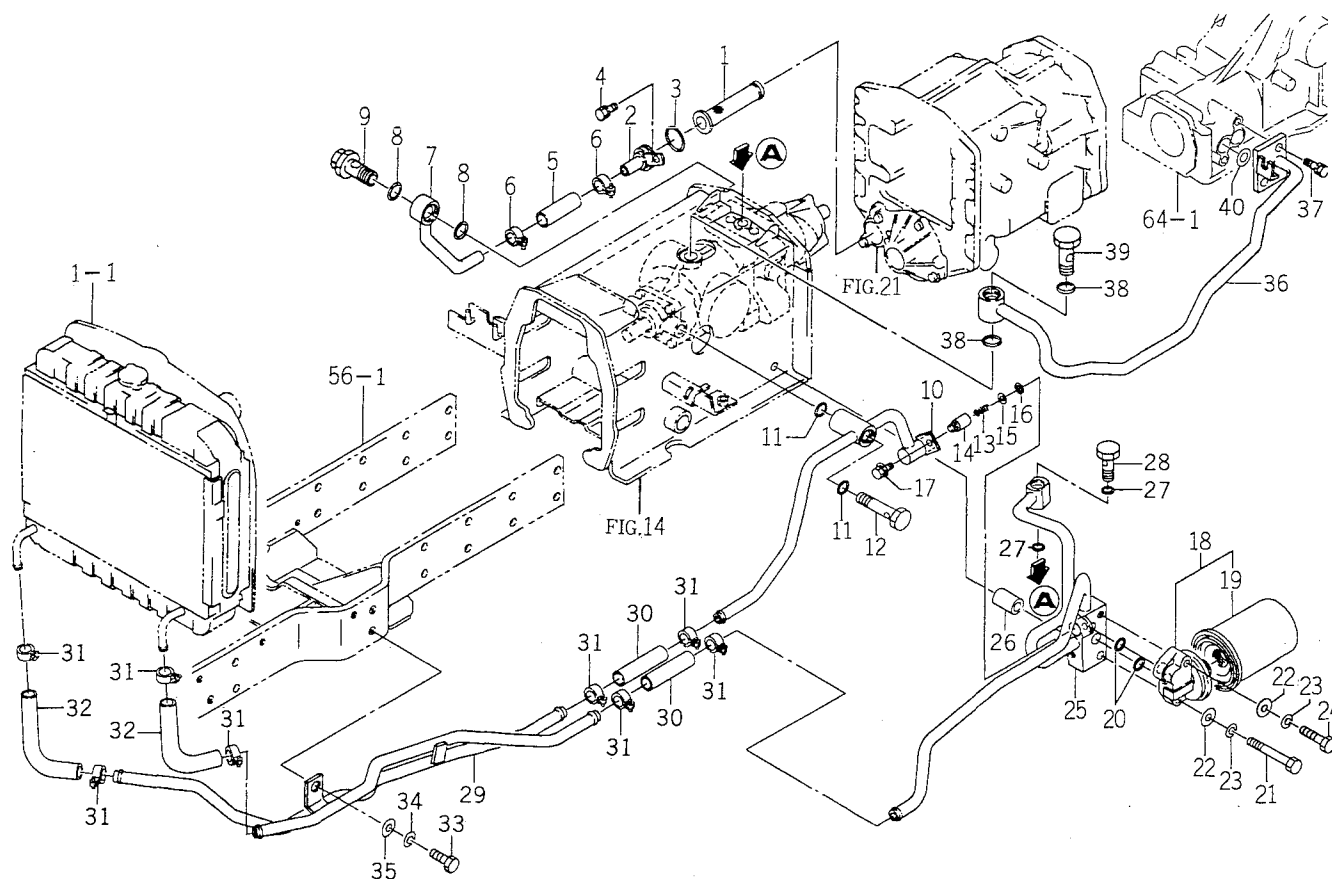
FIG. 38 PEDAL (H.S.T.) SYSTEM (TF330 – E4)



1687-272

KEY	PART CODE	DESCRIPTION	QTY	TYPE OF MODEL		I T C	C O L	G R P	REMARKS
				TF330					
1	1687 - 272 - 500 - 00	PEDAL/HST SET	1	*					
2	P112 - 301 - 201 - 00	BUSH/20X23X25	2	*					
3	V411 - 260 - 020 - 00	WASHER/M20	1	*					
4	V704 - 140 - 020 - 00	RING,SNAP/20C	1	*					
5	1608 - 207 - 014 - 00	PAD (HST)	1	*					
6	1687 - 272 - 520 - 00	PEDAL/HST/REVERSE	1	*					
7	V304 - 260 - 008 - 00	NUT/M 8	1	*					
8	V401 - 160 - 008 - 00	WASHER,SP/M 8	1	*					
9	1620 - 272 - 051 - 00	PAD	1	*					
10	1620 - 272 - 580 - 00	ARM COMP	1	*					
11	1620 - 272 - 053 - 00	BEARING/BALL	1	*					
12	V704 - 140 - 015 - 00	RING,SNAP/15 C	2	*					
13	1395 - 710 - 004 - 00	CLUTCH SPRING	1	*					
14	1620 - 272 - 590 - 10	BRACKET/WIRE COMP	1	*					
15	V211 - 260 - 802 - 00	BOLT,SEMS (S)	2	*					
16	V201 - 260 - 802 - 50	BOLT/M 8X25	1	*					
17	V304 - 260 - 008 - 00	NUT/M 8	1	*					
18	1600 - 240 - 550 - 10	DAMPER/OIL ASSY	1	*					
19	1564 - 560 - 005 - 00	COLLAR/09X14X10	1	*					
20	V304 - 260 - 008 - 00	NUT/M 8	2	*					
21	V401 - 160 - 008 - 00	WASHER,SP/M 8	2	*					
22	V411 - 260 - 008 - 00	WASHER,PL/M 8	1	*					
23	V201 - 260 - 804 - 00	BOLT/M 8X40	1	*					

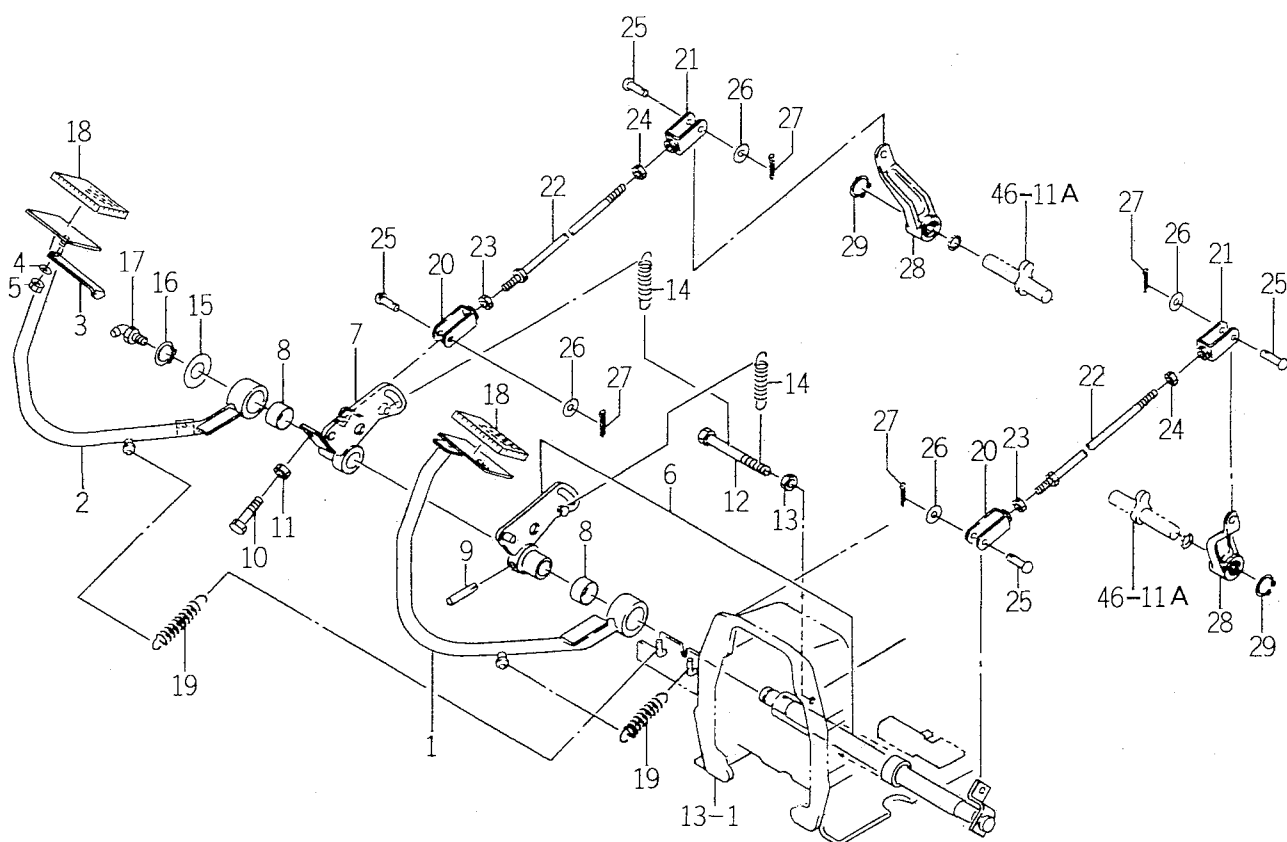
FIG. 40 PIPING (H.S.T.) SYSTEM



1622-273

KEY	PART CODE	DESCRIPTION	QTY	TYPE OF MODEL		I T C	C O L	G R P	REMARKS
				TF330					
1	1620 - 273 - 570 - 00	FILTER COMP	1	*					
2	1622 - 273 - 500 - 00	PIPE/SUCTION COMP	1	*					
3	V720 - 103 - 502 - 80	O - RING/P28	1	*					
4	V211 - 260 - 801 - 60	BOLT,SEMS (S) M8X16	1	*					
5	3667 - 355 - 003 - 00	HOSE/19X29X70	1	*					
6	J061 - 116 - 028 - 00	CLAMP/WORM/16 - 28	2	*					
7	1622 - 273 - 510 - 00	PIPE/SUCTION COMP	1	*					
8	V720 - 103 - 502 - 40	O - RING/P24	2	*					
9	1622 - 273 - 630 - 00	ADAPTER/PF1/2	1	*					
10	1622 - 273 - 520 - 10	PIPE/BOOST COMP	1	*					
11	V720 - 102 - 401 - 80	O - RING/P18	3	*					
12	1620 - 273 - 051 - 00	CONNECTOR/M16X79	1	*					
13	1600 - 243 - 056 - 10	SPRING/H25	1	*					
14	1600 - 243 - 055 - 10	POPPET	1	*					
15	1600 - 243 - 057 - 10	SHIM/08X14X01	1	*					
16	V705 - 140 - 015 - 00	RING,SNAP/15 C	1	*					
17	V211 - 360 - 801 - 60	BOLT,SEMS (SP)	1	*					
18	1594 - 515 - 200 - 20	FILTER ASSY	1	*					
19	1560 - 515 - 272 - 00	CARTRIDGE	1	*					
20	V720 - 102 - 402 - 00	O - RING/P20	2	*					
21	V201 - 261 - 009 - 00	BOLT/M10X90	1	*					
22	V411 - 260 - 010 - 00	WASHER/M10	2	*					
23	V401 - 160 - 010 - 00	WASHER,SP/M10	2	*					
24	V201 - 261 - 005 - 00	BOLT/M10X50	1	*					
25	1622 - 273 - 550 - 10	PIPE/RETURN COMP	1	*					

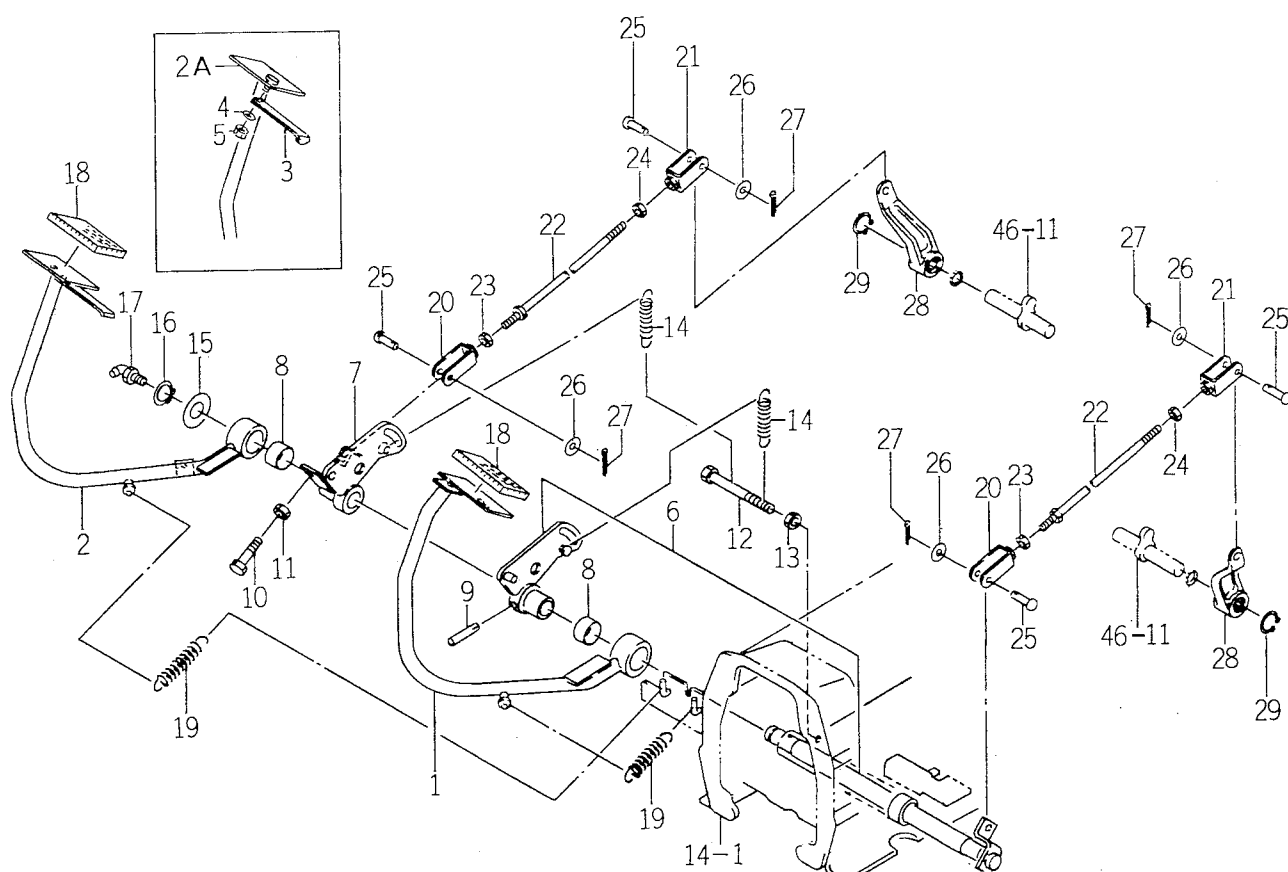
FIG. 47 PEDAL (BRAKE) SYSTEM (TF330 – E4)



1687-312

KEY	PART CODE	DESCRIPTION	QTY	TYPE OF MODEL		I T C	C O L	G R P	REMARKS
				TF330					
1	1687 - 312 - 500 - 00	PEDAL/BRAKE/LH COMP	1	*					
2	1687 - 312 - 510 - 00	PEDAL/BRAKE/RH COMP	1	*					
3	1675 - 312 - 051 - 00	LOCKPLATE	1	*					
4	3560 - 203 - 004 - 00	SPRING,CONE	1	*					
5	P120 - 605 - 031 - 00	U - NUT	1	*					
6	1620 - 312 - 240 - 00	HUB/BRAKE/LH SET	1	*					
7	1620 - 312 - 260 - 00	HUB/BRAKE/RH COMP	1	*					
8	3650 - 835 - 009 - 00	BUSH/30X34X30	2	*					
9	V511 - 100 - 805 - 00	PIN,TAPER/8X50	1	*					
10	V201 - 261 - 004 - 00	BOLT/M10X40	1	*					
11	V304 - 260 - 010 - 00	NUT	1	*					
12	V201 - 361 - 011 - 00	BOLT	1	*					
13	V304 - 260 - 010 - 00	NUT	1	*					
14	3656 - 565 - 006 - 00	SPRING/HE066	2	*					
15	V411 - 260 - 022 - 00	WASHER,PL/M22	1	*					
16	V704 - 140 - 022 - 00	RING,SNAP/22 C	1	*					
17	V760 - 150 - 000 - 00	NIPPLE,GREASE	1	*					
18	1524 - 122 - 001 - 00	PAD	2	*					
19	3768 - 112 - 001 - 00	SPRING,CLUTCH RETURN	2	*					
20	1415 - 312 - 500 - 00	YOKE,LH	2	*					
21	1415 - 312 - 600 - 00	YOKE,RH	2	*					
22	1427 - 312 - 230 - 00	ROD,BRAKE	2	*					
23	1560 - 132 - 007 - 30	NUT/M8	4	*					
24	V304 - 260 - 008 - 00	NUT/M 8	4	*					
25	1404 - 312 - 006 - 00	PIN,YOKE A	4	*					

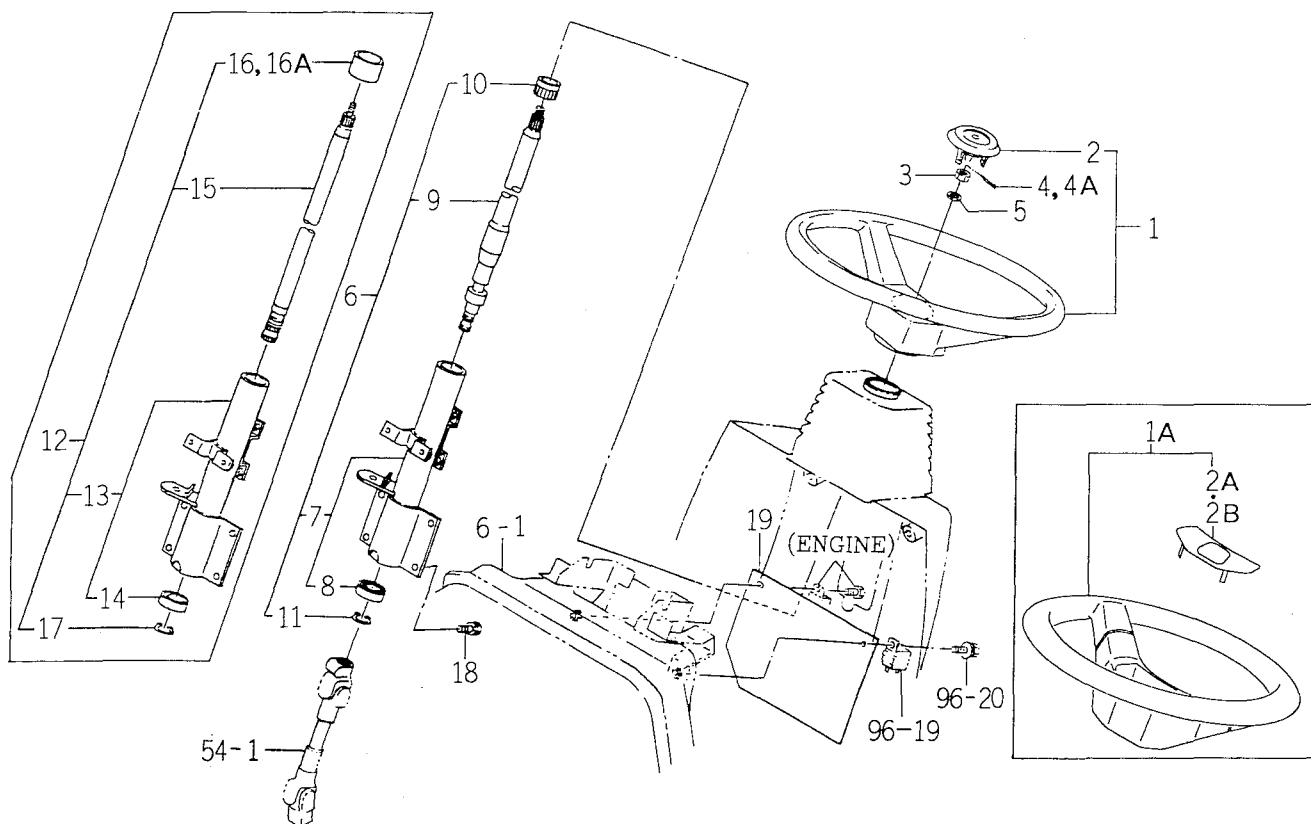
FIG. 48 PEDAL (BRAKE) SYSTEM (TF330 – E42D)



1622-312A

KEY	PART CODE	DESCRIPTION	QTY	TYPE OF MODEL		I T C	C O L	G R P	REMARKS
				TF330					
1	1622 - 312 - 200 - 10	PEDAL/BRAKE/LH COMP	1	*					
2	1622 - 312 - 210 - 20	PEDAL/BRAKE/RH COMP	1	1- -65					
2A	1622 - 312 - 210 - 30	PEDAL/BRAKE/RH COMP	1	66-		3			
3	1675 - 312 - 051 - 00	LOCKPLATE	1	66-					
4	3560 - 203 - 004 - 00	SPRING,CONE	1	66-					
5	P120 - 605 - 031 - 00	U - NUT	1	66-					
6	1620 - 312 - 240 - 00	HUB/BRAKE/LH SET	1	*					
7	1620 - 312 - 260 - 00	HUB/BRAKE/RH COMP	1	*					
8	3650 - 835 - 009 - 00	BUSH/30X34X30	2	*					
9	V511 - 100 - 805 - 00	PIN,TAPER/8X50	1	*					
10	V201 - 261 - 004 - 00	BOLT/M10X40	1	*					
11	V304 - 260 - 010 - 00	NUT	1	*					
12	V201 - 361 - 011 - 00	BOLT	1	*					
13	V304 - 260 - 010 - 00	NUT	1	*					
14	3656 - 565 - 006 - 00	SPRING/HE066	2	*					
15	V411 - 260 - 022 - 00	WASHER,PL/M22	1	*					
16	V704 - 140 - 022 - 00	RING,SNAP/22 C	1	*					
17	V760 - 150 - 000 - 00	NIPPLE,GREASE	1	*					
18	1524 - 122 - 001 - 00	PAD	2	*					
19	3768 - 112 - 001 - 00	SPRING,CLUTCH RETURN	2	*					
20	1415 - 312 - 500 - 00	YOKE,LH	2	*					
21	1415 - 312 - 600 - 00	YOKE,RH	2	*					
22	1427 - 312 - 230 - 00	ROD,BRAKE	2	*					
23	1560 - 132 - 007 - 30	NUT/M8	4	*					
24	V304 - 260 - 008 - 00	NUT/M 8	4	*					

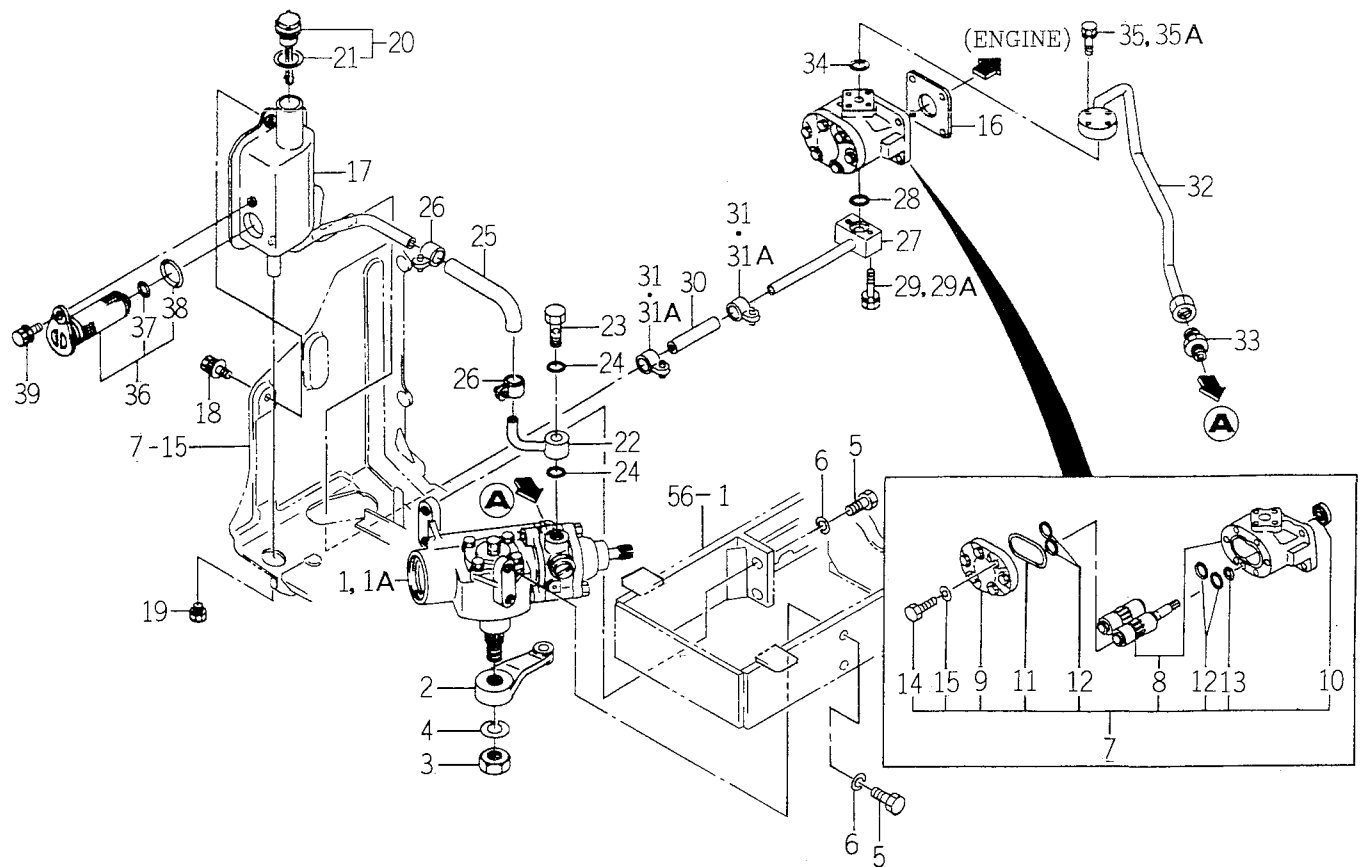
FIG. 53 WHEEL (STEERING) SYSTEM



1620-401

KEY	PART CODE	DESCRIPTION	QTY	TYPE OF MODEL		I T C	C O L	G R P	REMARKS
				TF330					
1	2157-301-220-00	STEERING WHEEL ASSY	1	1- -106					
1A	2161-331-400-10	STEERING/2/380 ASSY	1	107-					
2	2157-301-222-00	STEERING CAP	1	1- -106					
2A	2161-331-401-00	CAP/STEERING	1	107-					
2B	2161-331-401-10	CAP/STEERING	1	125- 126-		1			
3	V328-262-110-00	NUT	1	*					
4	V500-162-002-50	PIN,SPLIT/2 X25	1	1- -95					
4A	V500-162-002-00	PIN,SPLIT/2 X20	1	96-					
5	V411-260-010-00	WASHER/M10	1	*					
6	1639-401-200-00	HOLDER/SHAFT ASSY	1	1- -85					
7	1620-401-220-00	HOLDER/SHAFT COMP	1	1- -85					
8	V600-130-600-30	BEARING,RB/6003ZZ	1	1- -85					
9	1637-401-211-00	SHAFT ASSY	1	1- -85					
10	1426-406-203-00	BUSH,COLUMN	1	1- -85					
11	V704-140-017-00	RING,SNAP/17 C	1	1- -85					
12	1620-401-200-00	HOLDER/SHAFT ASSY	1	86-					
13	1620-401-220-00	HOLDER/SHAFT COMP	1	86-					
14	V600-130-600-30	BEARING,RB/6003ZZ	1	86-					
15	1620-401-001-10	SHAFT/STEERING	1	86-					
16	1432-406-007-00	BUSH,STEERING	1	86- -117					
16A	1429-406-205-00	BUSH	1	118-					
17	V704-140-017-00	RING,SNAP/17 C	1	86-					
18	V211-260-801-60	BOLT,SEMS (S) M8X16	4	*					
19	1614-401-003-00	COVER/STEERING	1	*					

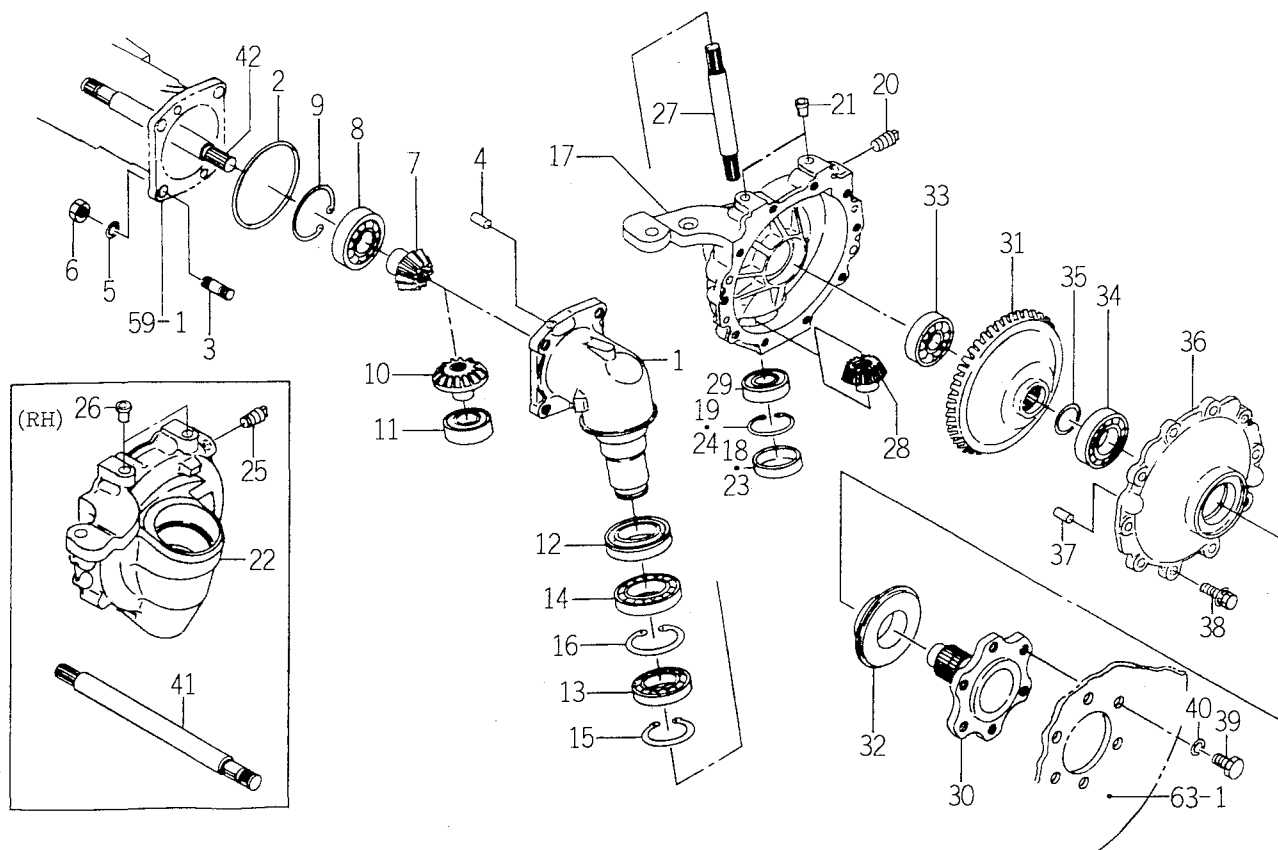
FIG. 55 STEERING (POWER) SYSTEM



1622-407

KEY	PART CODE	DESCRIPTION	QTY	TYPE OF MODEL		I T C	C O L	G R P	REMARKS
				TF330					
1	1614 - 407 - 210 - 10	STEERING/POWER ASSY	1	1- -106					FIG 108
1A	1614 - 407 - 210 - 20	STEERING/POWER ASSY	1	107-		1			FIG 108
2	1614 - 407 - 201 - 00	ARM/PITMAN	1	*					
3	V335 - 460 - 020 - 00	NUT/M20 7T	1	*					
4	V401 - 160 - 020 - 00	WASHER,SP/M20	1	*					
5	V203 - 361 - 203 - 00	BOLT	4	*					
6	V401 - 160 - 012 - 00	WASHER,SP/M12	4	*					
7	K135 - 020 - 000 - 00	PUMP,GEAR ASSY	1	*					
8	K135 - 020 - 100 - 00	PUMP SET	1	*					
9	K135 - 017 - 006 - 00	COVER,PUMP	1	*					
10	V744 - 114 - 280 - 70	SEAL,OIL	1	*					
11	V721 - 113 - 105 - 00	O - RING HS90 G50	1	*					
12	V720 - 112 - 402 - 20	O - RING/P22	4	*					
13	V720 - 111 - 900 - 60	O - RING P6 HS90	1	*					
14	K135 - 002 - 009 - 00	BOLT/M8X28 11T	6	*					
15	V401 - 170 - 008 - 00	S.W	6	*					
16	1404 - 503 - 006 - 00	PACKING,OIL PUMP	1	*					
17	1617 - 407 - 200 - 10	TANK/OIL COMP	1	*					
18	V211 - 360 - 801 - 60	BOLT,SEMS (SP)	2	*					
19	1326 - 706 - 002 - 10	PLUG,DRAIN	1	*					
20	1518 - 407 - 240 - 00	CAP,OIL (B) ASSY	1	*					
21	1518 - 306 - 203 - 00	PACKING	1	*					
22	1620 - 407 - 200 - 00	PIPE/OIL COMP	1	*					
23	1415 - 505 - 014 - 00	BOLT,CONNECTOR	1	*					
24	V720 - 112 - 401 - 80	O - RING/P18	2	*					

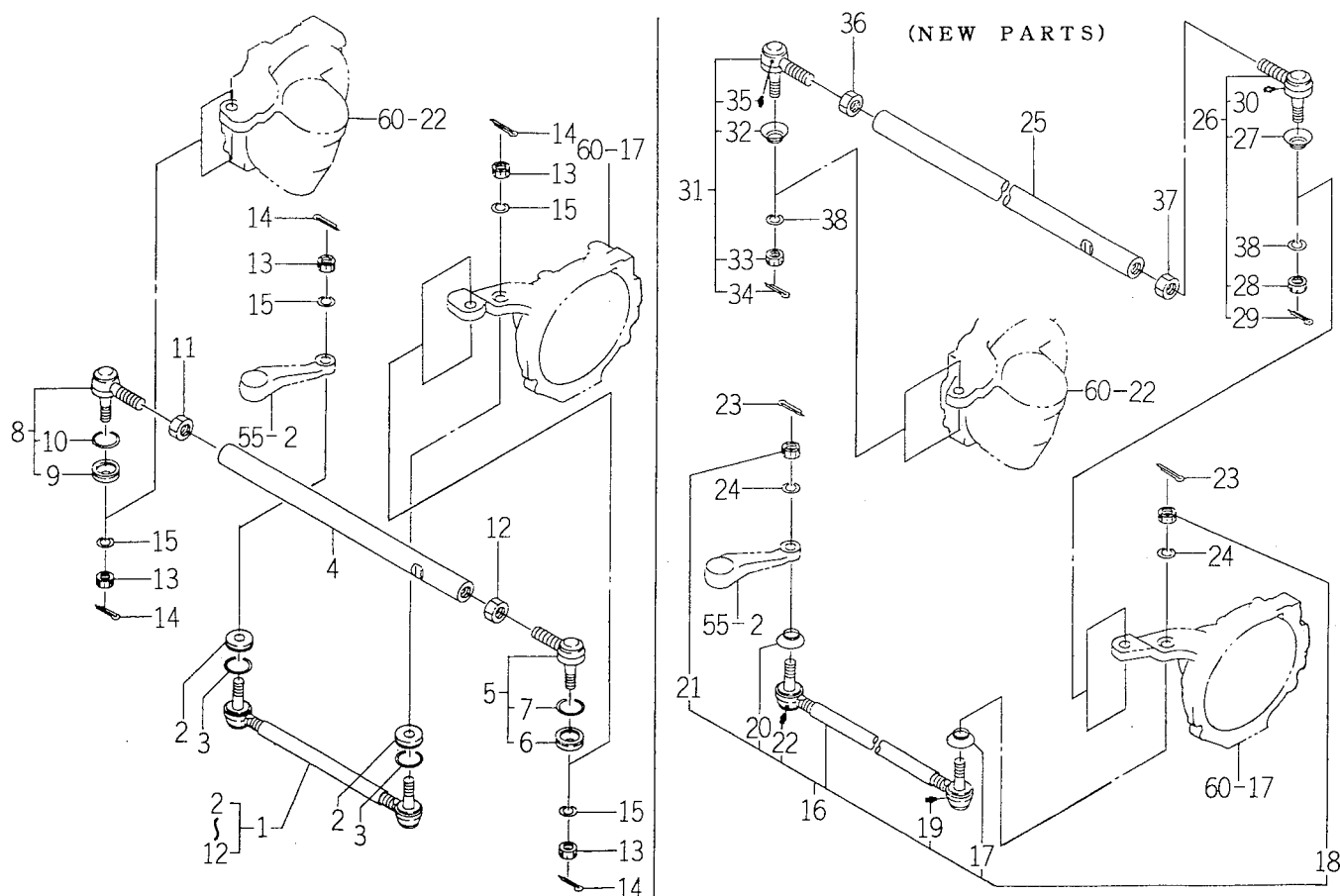
FIG. 60 FINAL GEAR CASE SYSTEM



1622-434

KEY	PART CODE	DESCRIPTION	QTY	TYPE OF MODEL		I T C	C O L	G R P	REMARKS
				TF330					
1	1614 - 434 - 001 - 00	CASE/FINAL	2	*					
2	V721 - 103 - 110 - 00	O - RING/G100	2	*					
3	V251 - 441 - 202 - 80	STUD/M12X28	8	*					
4	V523 - 101 - 002 - 40	PIN	4	*					
5	V401 - 160 - 012 - 00	WASHER,SP/M12	8	*					
6	V304 - 460 - 012 - 00	NUT/M12	8	*					
7	1614 - 434 - 002 - 10	GEAR/BEVEL/12	2	*					
8	V600 - 110 - 630 - 60	BEARING,RB/6306	2	*					
9	V707 - 140 - 072 - 00	RING/SNAP	2	*					
10	1614 - 434 - 003 - 10	GEAR/BEVEL/17	2	*					
11	1594 - 221 - 001 - 00	BEARING/BALL 6205SH2	2	*					
12	1614 - 434 - 004 - 00	SEAL/OIL ASSY	2	*					
13	V600 - 110 - 690 - 90	BEARING	2	*					
14	V600 - 110 - 691 - 10	BEARING	2	*					
15	V706 - 140 - 045 - 00	RING/SNAP	2	*					
16	V707 - 140 - 068 - 00	RING/SNAP	2	*					
17	1620 - 434 - 001 - 00	CASE/FINAL/LH	1	*					
18	1421 - 201 - 003 - 00	SEAL/52	1	*					
19	V705 - 140 - 052 - 00	RING,SNAP/52 C	1	*					
20	V782 - 160 - 000 - 4B	PLUG/SCREW/SEAL	2	*					
21	1427 - 120 - 002 - 00	CAP,BLANK/M10	2	*					
22	1620 - 434 - 002 - 00	CASE/FINAL/RH	1	*					
23	1421 - 201 - 003 - 00	SEAL/52	1	*					
24	V705 - 140 - 052 - 00	RING,SNAP/52 C	1	*					
25	V782 - 160 - 000 - 4B	PLUG/SCREW/SEAL	2	*					

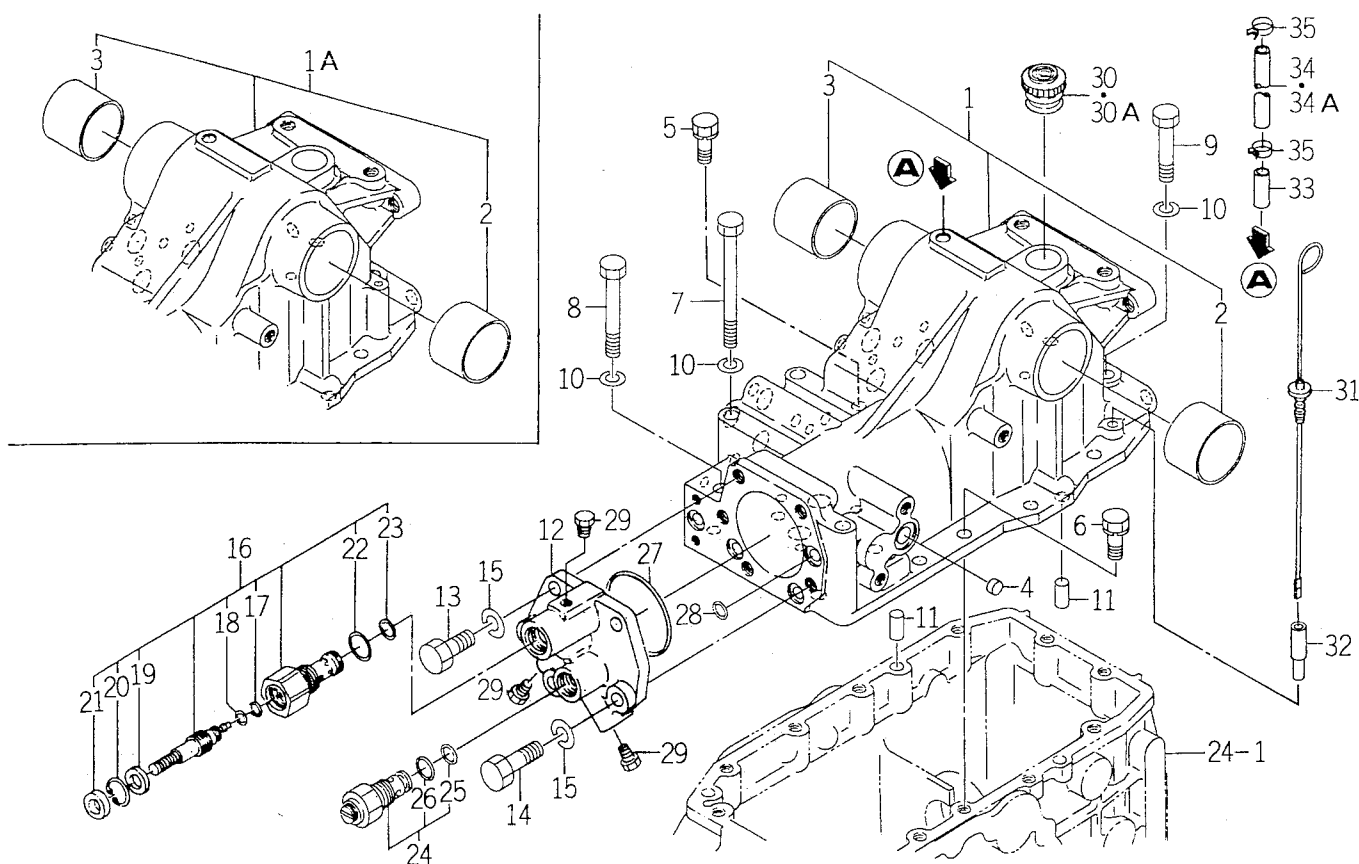
FIG. 61 TIE ROD SYSTEM



1622-436A

KEY	PART CODE	DESCRIPTION	QTY	TYPE OF MODEL		I T C	C O L	G R P	REMARKS
				TF330					
1	1616 - 436 - 200 - 00	ROD/TIE ASSY	1	1- -106					
2	1614 - 436 - 202 - 00	BOOT/ROD/TIE	2	1- -106					
3	1614 - 436 - 203 - 00	RING/BOOT	2	1- -106					
4	1622 - 436 - 211 - 00	ROD/TIE	1	1- -106					
5	1550 - 403 - 210 - 00	END,TIE ROD ASSY	1	1- -106					
6	1614 - 436 - 202 - 00	BOOT/ROD/TIE	1	1- -106					
7	1614 - 436 - 203 - 00	RING/BOOT	1	1- -106					
8	1550 - 403 - 220 - 00	END,TIE ROD,R ASSY	1	1- -106					
9	1614 - 436 - 202 - 00	BOOT/ROD/TIE	1	1- -106					
10	1614 - 436 - 203 - 00	RING/BOOT	1	1- -106					
11	1421 - 403 - 001 - 00	NUT	1	1- -106					
12	1421 - 403 - 002 - 00	NUT,LH THREAD/M17	1	1- -106					
13	V328 - 262 - 112 - 00	NUT/M12X1.25	4	1- -106					
14	V500 - 163 - 002 - 00	PIN,SPLIT/3 X20	4	1- -106					
15	V401 - 160 - 012 - 00	WASHER,SP/M12	4	1- -106					
16	1677 - 436 - 200 - 00	ROD/TIE ASSY	1	107-					
17	1404 - 402 - 001 - 00	COVER,DUST	1	107-					
18	1404 - 402 - 002 - 00	NUT,SLOTTED	1	107-					
19	1404 - 402 - 005 - 00	NIPPLE,GREASE	1	107-					
20	1404 - 402 - 001 - 00	COVER,DUST	1	107-					
21	1404 - 402 - 002 - 00	NUT,SLOTTED	1	107-					
22	1404 - 402 - 005 - 00	NIPPLE,GREASE	1	107-					
23	V500 - 163 - 002 - 00	PIN,SPLIT/3 X20	2	107-					
24	V401 - 160 - 012 - 00	WASHER,SP/M12	2	107-					
25	1622 - 436 - 211 - 00	ROD/TIE	1	107-					

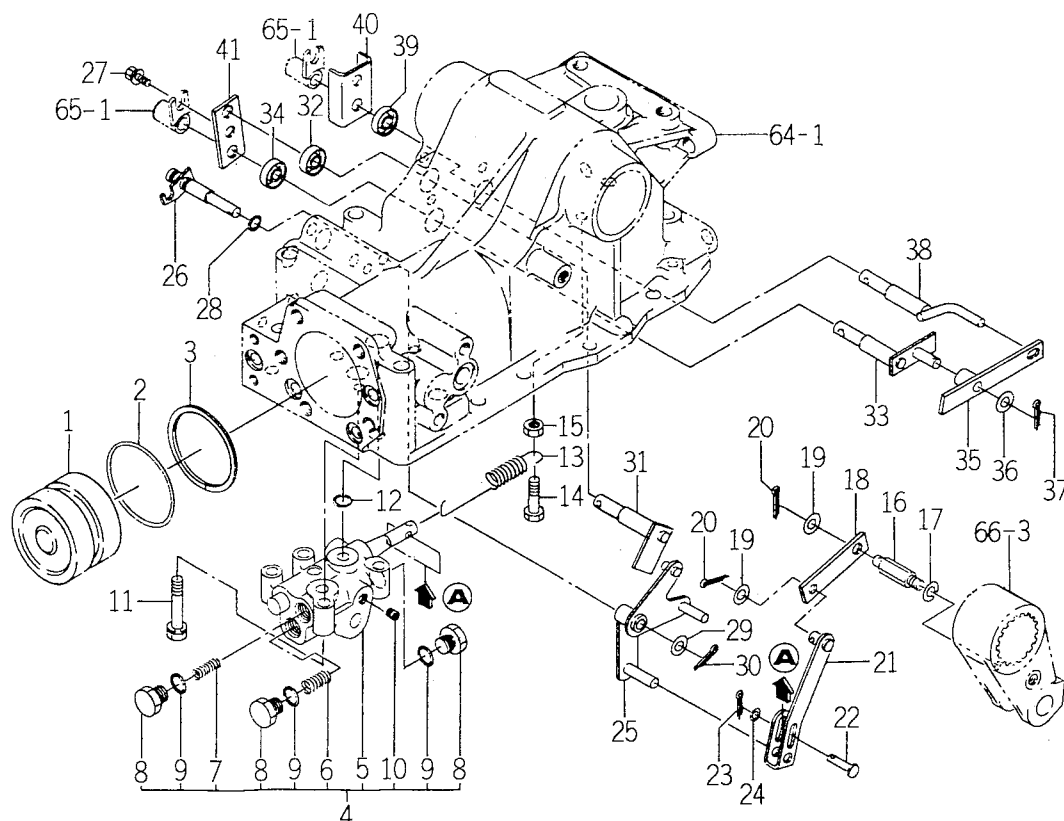
FIG. 64 CYLINDER CASE SYSTEM



1622-501

KEY	PART CODE	DESCRIPTION	QTY	TYPE OF MODEL		I T C	C O L	G R P	REMARKS
				TF330					
1	1678 - 501 - 200 - 10	CASE/CYLINDER ASSY	1	1- -145					
1A	1678 - 501 - 200 - 20	CASE/CYLINDER ASSY	1	146-		1			
2	1588 - 501 - 002 - 00	BUSH/50X50X37	1	*					
3	1560 - 501 - 202 - 00	BUSH/45X50X42	1	*					
4	1614 - 501 - 016 - 00	PLUG/10	1	1- -95					
5	V211 - 261 - 003 - 50	BOLT,SEMS	1	*					
6	V211 - 261 - 003 - 00	BOLT (S) M10X30	5	*					
7	V201 - 261 - 011 - 00	BOLT/M10X110	3	*					
8	V201 - 261 - 008 - 00	BOLT/M10X80	1	*					
9	V201 - 261 - 005 - 50	BOLT/M10X55	2	*					
10	V401 - 160 - 010 - 00	WASHER,SP/M10	6	*					
11	V523 - 101 - 002 - 40	PIN	2	*					
12	1622 - 501 - 001 - 00	HEAD/CYLINDER	1	*					
13	V201 - 361 - 203 - 00	BOLT/M12X30	2	*					
14	V201 - 361 - 204 - 00	BOLT/M12X40	3	*					
15	V401 - 160 - 012 - 00	WASHER,SP/M12	5	*					
16	K231 - 006 - 000 - 10	VALVE ASSY	1	*					
17	V720 - 111 - 900 - 90	O - RING/P 9	1	*					
18	V730 - 101 - 200 - 90	RING/BACKUP	1	*					
19	K231 - 004 - 006 - 00	COLLAR/11X21X3	1	*					
20	V705 - 140 - 021 - 00	RING,SNAP/21 C	1	*					
21	K231 - 004 - 007 - 00	SEAL,DUST	1	*					
22	V720 - 112 - 402 - 00	O - RING/P20	1	*					
23	V720 - 112 - 401 - 40	O - RING/P14	1	*					
24	K250 - 015 - 000 - 00	VALVE	1	*					

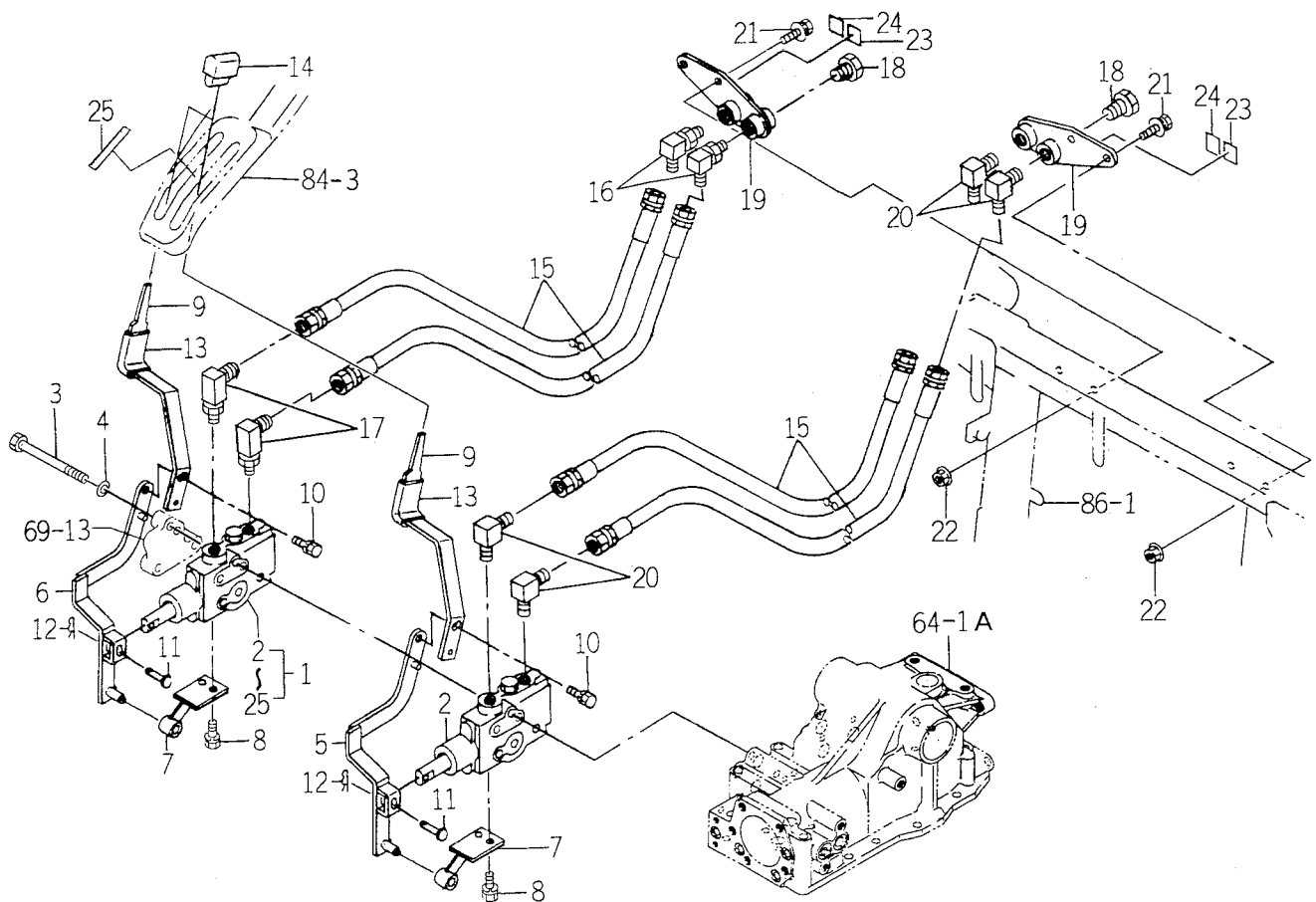
FIG. 67 CYLINDER SYSTEM



1622-503

KEY	PART CODE	DESCRIPTION	QTY	TYPE OF MODEL		I T C	C O L	G R P	REMARKS
				TF330					
1	1444 - 503 - 001 - 20	PISTON	1	*					
2	V720 - 115 - 706 - 50	O - RING/P65 HS90	1	*					
3	1415 - 505 - 006 - 00	RING,BACK UP	1	*					
4	K211 - 026 - 000 - 00	CONTROL VALVE ASSY	1	*					
5	K211 - 026 - 100 - 00	VALVE SET	1	*					
6	K211 - 001 - 006 - 20	SPRING	1	*					
7	K211 - 001 - 007 - 00	SPRING	1	*					
8	K211 - 001 - 008 - 00	PLUG	3	*					
9	V720 - 112 - 401 - 20	O - RING/P12	3	*					
10	V780 - 140 - 000 - 2T	PLUG/SCREW/SEAL	2	*					
11	V211 - 260 - 804 - 00	BOLT,SEMS	3	*					
12	V720 - 112 - 401 - 40	O - RING/P14	2	*					
13	1617 - 503 - 001 - 00	SPRING/HE123	1	*					
14	V201 - 260 - 802 - 50	BOLT/M 8X25	1	*					
15	V304 - 260 - 008 - 00	NUT/M 8	1	*					
16	1617 - 503 - 002 - 00	PIN	1	*					
17	V401 - 160 - 008 - 00	WASHER,SP/M 8	1	*					
18	1617 - 503 - 003 - 00	PLATE/I/19X75	1	*					
19	V411 - 260 - 008 - 00	WASHER,PL/M 8	2	*					
20	V500 - 162 - 002 - 00	PIN,SPLIT/2 X20	2	*					
21	1617 - 503 - 210 - 00	LINK/SPOOL COMP	1	*					
22	1614 - 503 - 005 - 00	PIN/05X23	1	*					
23	V500 - 162 - 002 - 00	PIN,SPLIT/2 X20	1	*					
24	V411 - 260 - 005 - 00	WASHER,PL/M 5	1	*					
25	1614 - 503 - 270 - 10	LINK/SUPPORT COMP	1	*					

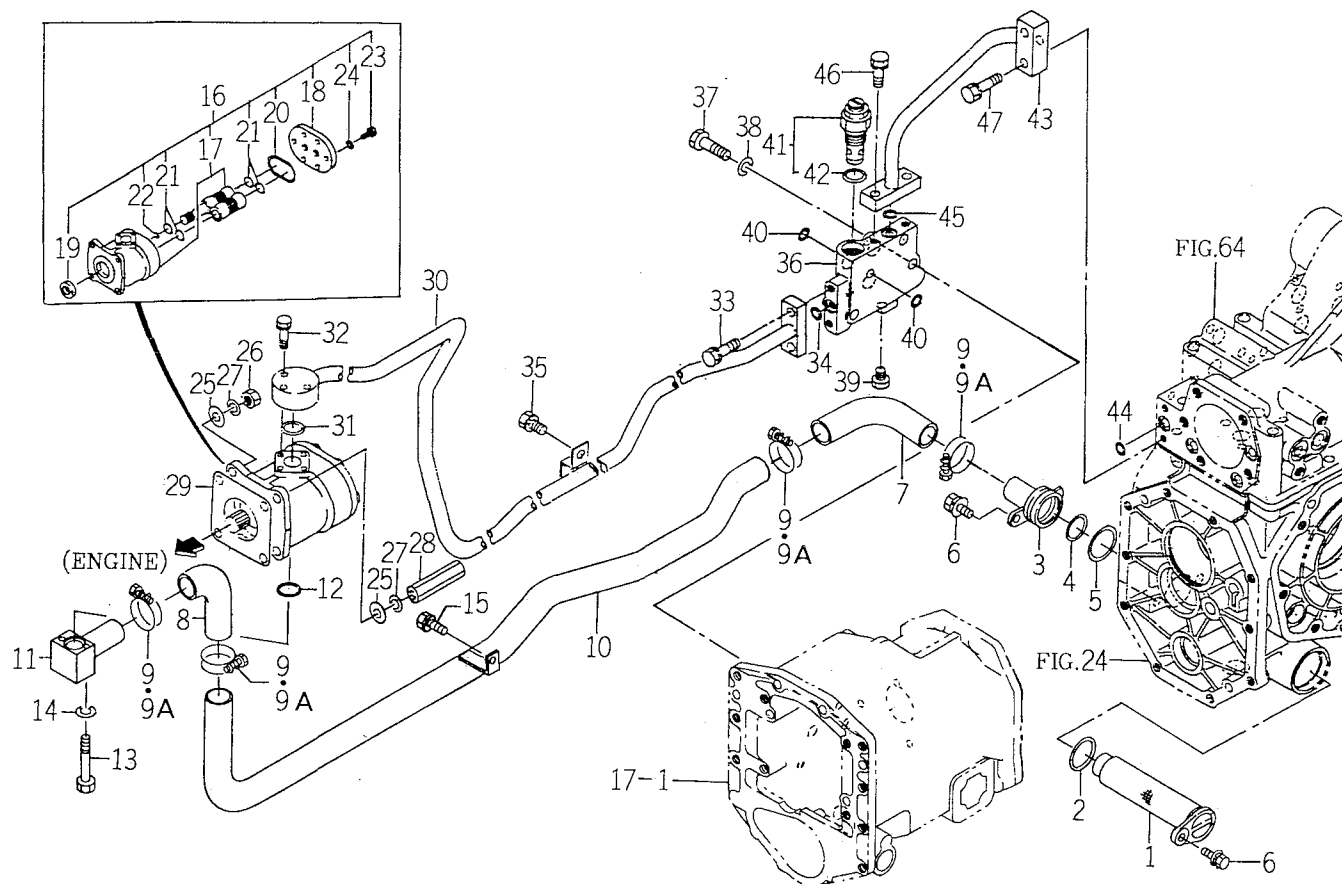
FIG. 71 VALVE (STACK/R2) SET (OPTION)



1622-607A

KEY	PART CODE	DESCRIPTION	QTY	TYPE OF MODEL		I T C	C O L	G R P	REMARKS
				TF330					
1	1622-507-210-00	VALVE/CONTROL/SUB/R2	1	T					
2	1640-530-600-00	VALVE/CONTROL ASSY	2	T					FIG 110
3	V201-261-012-00	BOLT/M10X120	3	T					
4	V401-160-010-00	WASHER,SP/M10	3	T					
5	1622-507-410-10	ARM/1ST COMP	1	T					
6	1622-507-420-10	ARM/2ND COMP	1	T					
7	1640-530-260-00	HOLDER COMP	2	T					
8	V211-260-801-60	BOLT,SEMS (S) M8X16	2	T					
9	1620-507-006-00	LEBER/SUBCON	2	T					
10	V211-260-801-60	BOLT,SEMS (S) M8X16	2	T					
11	2144-519-007-00	PIN/06X31	2	T					
12	2130-601-018-00	PIN,SNAP/6	2	T					
13	1614-262-006-00	INSULATOR/LEVER/SUB	2	T					
14	1612-531-003-00	GRIP	2	T					
15	1620-507-450-10	HOSE/500 COMP	4	T					
16	1640-530-003-00	CONNECTOR	2	T					
17	1640-530-009-00	CONNECTOR/L	2	T					
18	V782-160-000-6T	PLUG/SCREW/SEAL	4	T					
19	1620-507-460-00	STAY/PIPE COMP	2	T					
20	1584-522-001-00	ADAPTER/90°	4	T					
21	V211-360-802-00	BOLT (SP) M8X20	4	T					
22	V362-260-008-00	NUT/WASHER	4	T					
23	1518-903-006-00	MARK,PORT A	2	T					
24	1518-903-007-00	MARK,PORT B	2	T					
25	1640-530-007-00	LABEL/CONTROL/SUBCON	1	T					

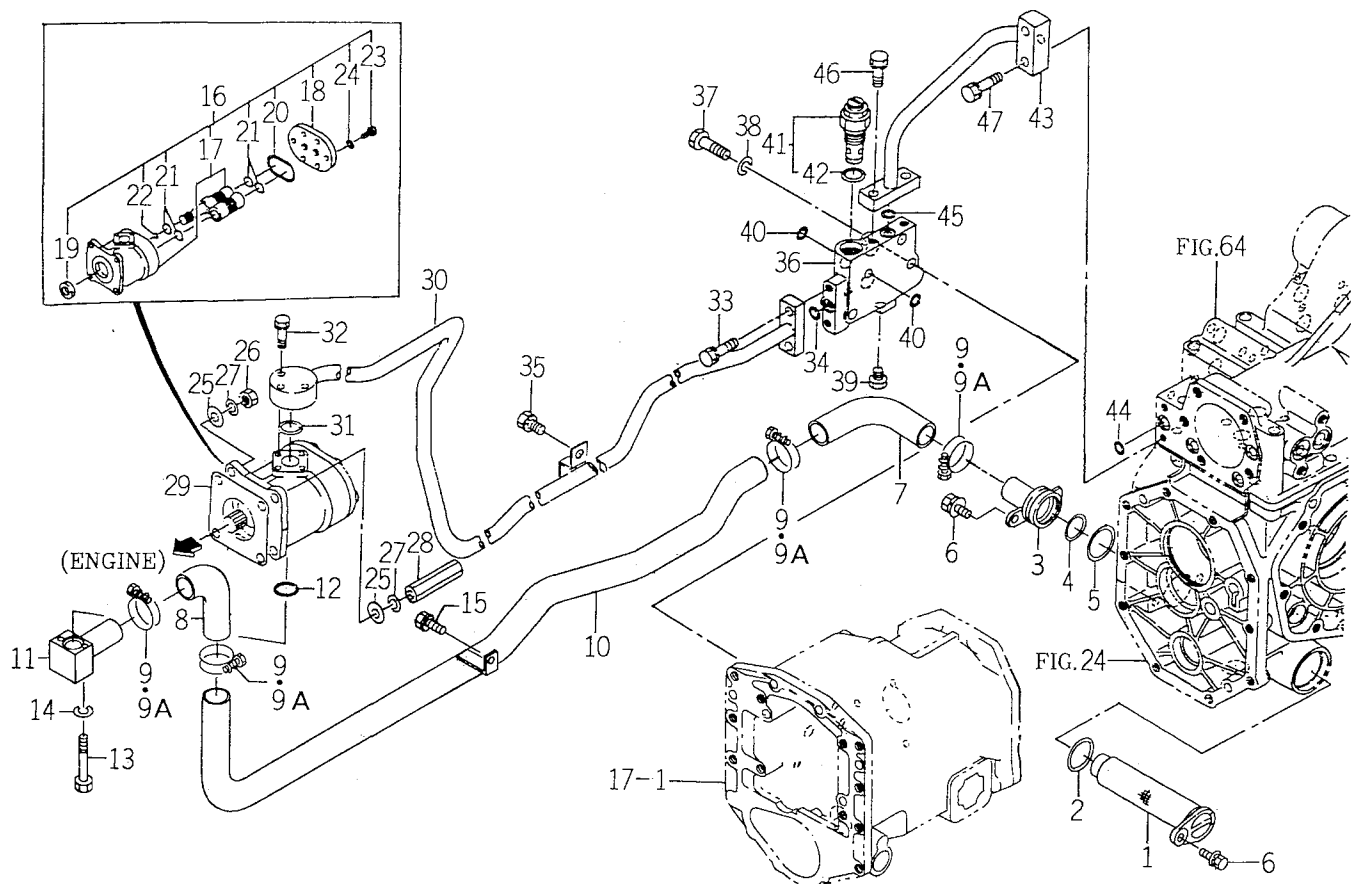
FIG. 72 PIPING SYSTEM



1622-508

KEY	PART CODE	DESCRIPTION	QTY	TYPE OF MODEL		I T C	C O L	G R P	REMARKS
				TF330					
1	1620-508-230-00	FILTER/SUCTION ASSY	1	*					
2	V721-103-104-50	O-RING/G45	1	*					
3	1620-508-240-10	PIPE/SUCTION COMP	1	*					
4	V721-103-103-50	O-RING/G35	1	*					
5	V721-103-104-50	O-RING/G45	1	*					
6	V211-361-002-50	BOLT/SP	2	*					
7	1488-510-005-10	PIPE,SUCTION (A)	1	*					
8	1488-510-005-10	PIPE,SUCTION (A)	1	*					
9	J061-125-040-00	CLAMP/WORM/25-40	4	1- -95					
9A	J061-232-040-00	CLAMP/WIRE/32-40	4	96-					
10	1622-508-240-10	PIPE/SUCTION COMP	1	*					
11	1622-508-250-00	PIPE COMP	1	*					
12	V720-102-402-00	O-RING/P20	1	*					
13	V200-260-605-00	BOLT/M 6X50	2	*					
14	V401-160-006-00	WASHER,SP/M 6	2	*					
15	V211-260-802-00	BOLT,SEMS (S)	1	*					
16	K135-022-000-00	PUMP,GEAR ASSY	1	*					
17	K135-022-100-00	PUMP SET	1	*					
18	K135-017-006-00	COVER,PUMP	1	*					
19	V744-114-280-70	SEAL,OIL	1	*					
20	V721-113-105-00	O-RING HS90 G50	1	*					
21	V720-112-402-20	O-RING/P22	4	*					
22	V720-111-900-60	O-RING P6 HS90	1	*					
23	K135-002-009-00	BOLT/M8X28 11T	6	*					
24	V401-170-008-00	S.W	6	*					

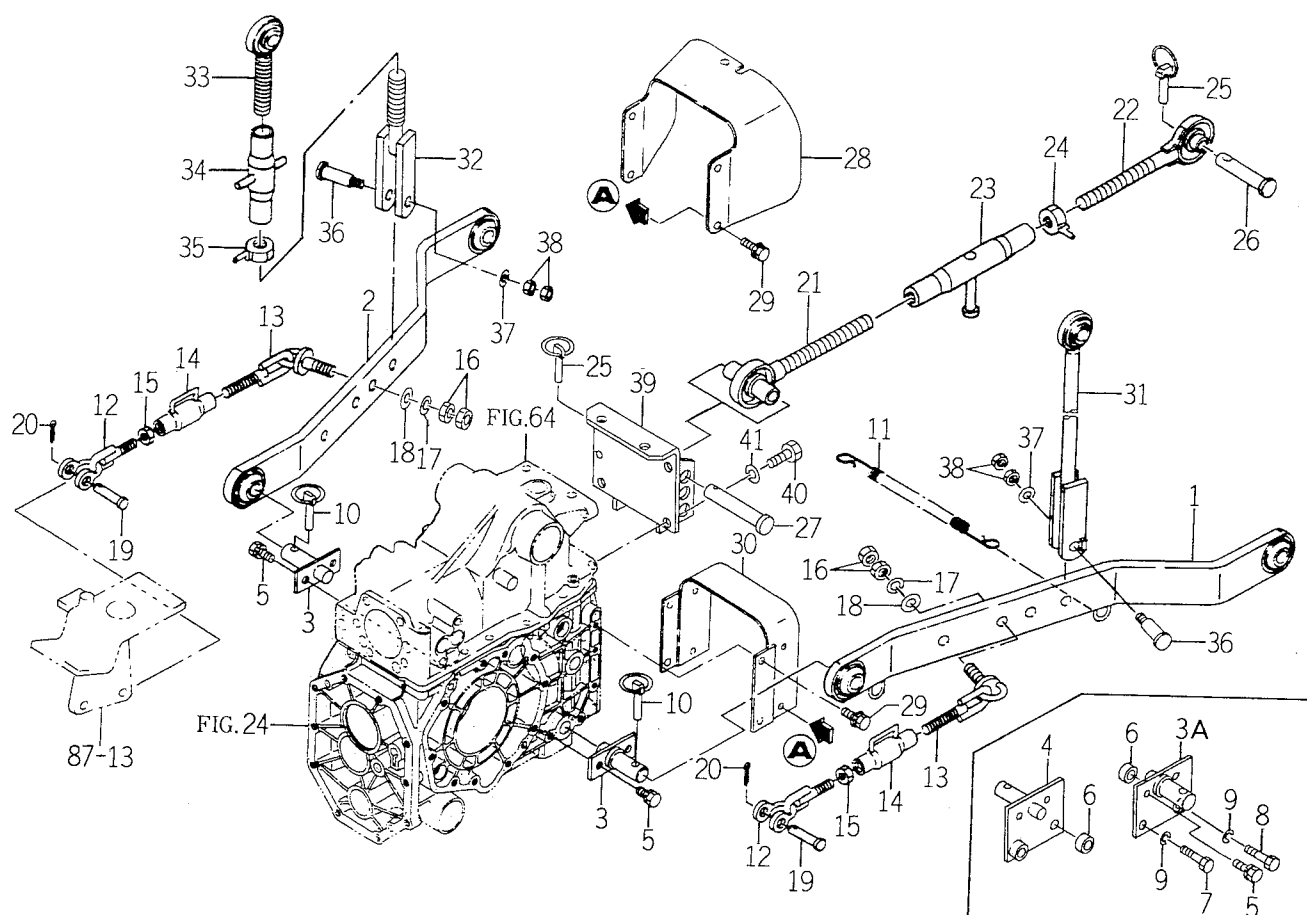
FIG. 72 PIPING SYSTEM



1522-508

KEY	PART CODE	DESCRIPTION	QTY	TYPE OF MODEL		I T C	C O L	G R P	REMARKS
				TF330					
25	V411 - 260 - 008 - 00	WASHER, PL/M 8	4	*					
26	V304 - 260 - 008 - 00	NUT/M 8	2	*					
27	V401 - 160 - 008 - 00	WASHER, SP/M 8	4	*					
28	1560 - 515 - 004 - 40	NUT/M8	2	*					
29	1404 - 503 - 006 - 00	PACKING, OIL PUMP	1	*					
30	1622 - 508 - 220 - 00	PIPE/DELIVERY COMP	1	*					
31	V720 - 112 - 402 - 00	O - RING/P20	1	*					
32	V210 - 260 - 603 - 00	BOLT (S) M6X30	3	*					
33	V211 - 260 - 802 - 50	BOLT/S	2	*					
34	V720 - 112 - 401 - 20	O - RING/P12	1	*					
35	V211 - 260 - 802 - 00	BOLT, SEMS (S)	1	*					
36	1614 - 508 - 002 - 10	METAL/RELIEF	1	*					
37	V201 - 261 - 004 - 00	BOLT/M10X40	3	*					
38	V401 - 160 - 010 - 00	WASHER, SP/M10	3	*					
39	1326 - 706 - 002 - 10	PLUG, DRAIN	1	*					
40	V720 - 112 - 401 - 40	O - RING/P14	4	*					
41	K250 - 035 - 000 - 10	VALVE/RELIEF ASSY	1	*					
42	V720 - 112 - 402 - 00	O - RING/P20	1	*					
43	1622 - 508 - 230 - 00	PIPE/DELIVERY COMP	1	*					
44	V720 - 112 - 401 - 40	O - RING/P14	1	*					
45	V720 - 112 - 401 - 20	O - RING/P12	1	*					
46	V211 - 260 - 802 - 50	BOLT/S	2	*					
47	V211 - 260 - 803 - 50	BOLT (S) M8X35	2	*					

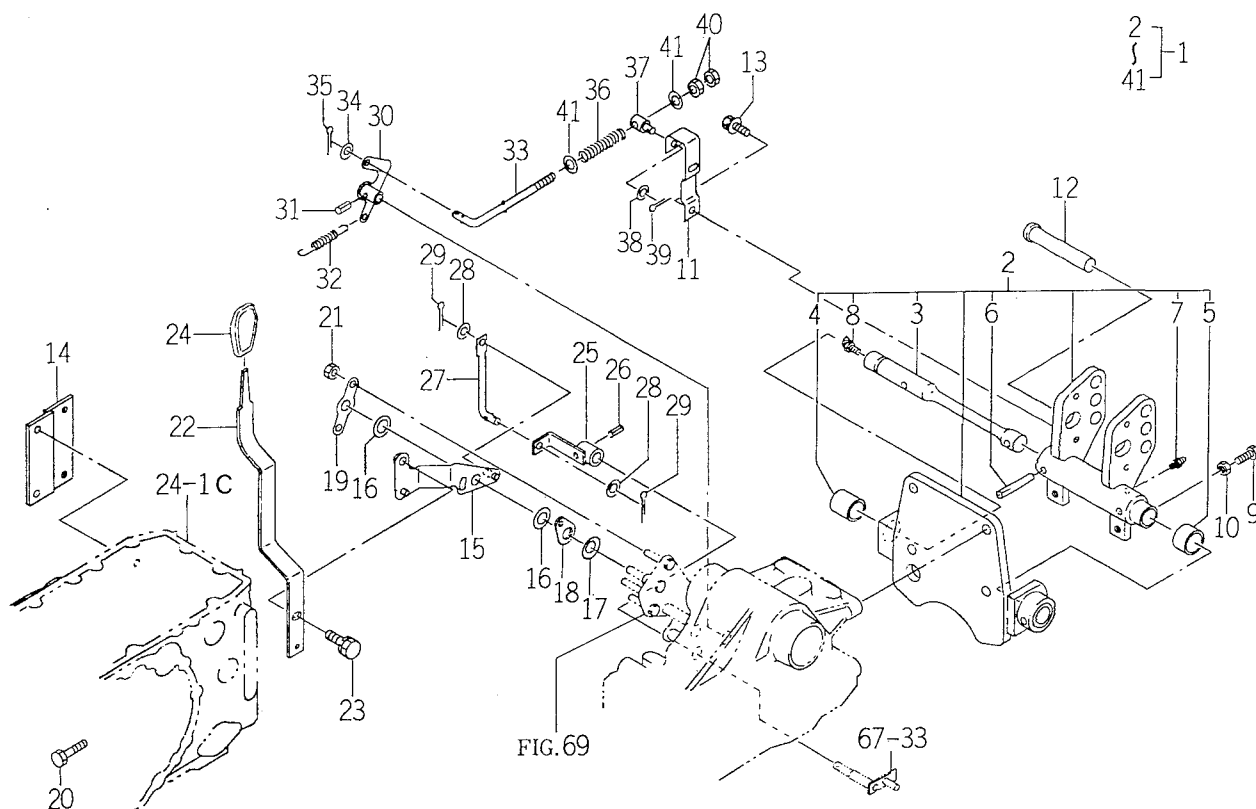
FIG. 73 LINK (3P) SYSTEM



1622-514

KEY	PART CODE	DESCRIPTION	QTY	TYPE OF MODEL		I T C	C O L	G R P	REMARKS
				TF330					
1	1620 - 514 - 200 - 00	LINK/LOWER/LH COMP	1	*					
2	1620 - 514 - 210 - 00	LINK/LOWER/RH COMP	1	*					
3	1614 - 514 - 340 - 00	PIN COMP	2	1- -106					
3A	1622 - 514 - 500 - 00	PIN/LH COMP	1	107-					
4	1622 - 514 - 510 - 00	PIN/RH COMP	1	107-					
5	V211 - 561 - 002 - 50	BOLT/M10X25	4	*					
6	1622 - 514 - 502 - 00	COLLAR/14X25X10	2	107-					
7	V201 - 361 - 204 - 00	BOLT/M12X40	2	107-					
8	V201 - 361 - 203 - 50	BOLT/M12X35	2	107-					
9	V401 - 160 - 012 - 00	WASHER,SP/M12	4	107-					
10	1421 - 502 - 002 - 00	PIN,LINK	2	*					
11	1560 - 525 - 001 - 40	SPRING	1	*					
12	7963 - 611 - 230 - 00	CHAIN,CHECK/A	2	*					
13	1617 - 514 - 290 - 00	CHAIN/CHECK COMP	2	*					
14	1444 - 514 - 230 - 00	TURNBUCKLE/A	2	*					
15	V304 - 260 - 016 - 00	NUT/M16	2	*					
16	V304 - 260 - 016 - 00	NUT/M16	4	*					
17	V401 - 160 - 016 - 00	WASHER,SP/M16	2	*					
18	V411 - 260 - 016 - 00	WASHER / M16	2	*					
19	7963 - 611 - 003 - 00	PIN/12X48	2	*					
20	V500 - 163 - 002 - 00	PIN,SPLIT/3 X20	2	*					
21	1560 - 525 - 290 - 10	LINK/TOP/LH COMP	1	*					
22	1568 - 525 - 300 - 10	LINK/TOP/RH COMP	1	*					
23	1550 - 514 - 290 - 00	TURNBUCKLE COMP	1	*					
24	1402 - 511 - 600 - 00	NUT, TOP LINK LOCK	1	*					

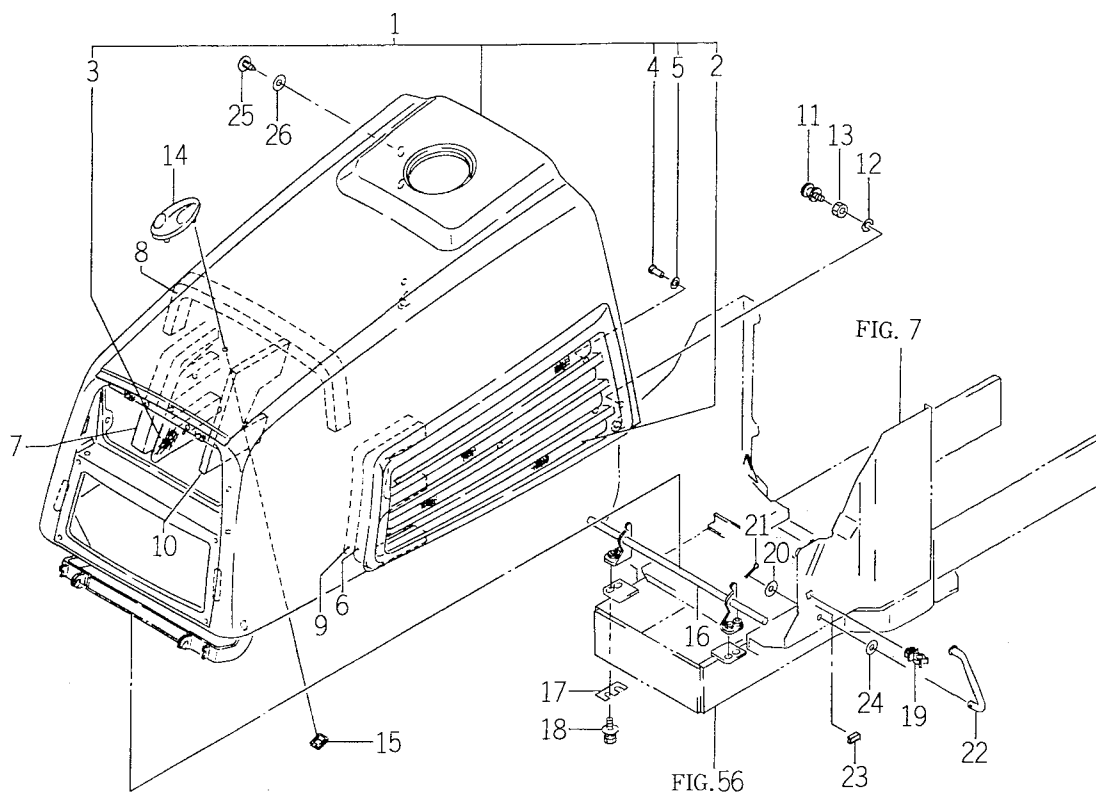
FIG. 75 DRAFT SET (OPTION)



1622-535

KEY	PART CODE	DESCRIPTION	QTY	TYPE OF MODEL		I T C	C O L	G R P	REMARKS
				TF330					
1	1622 - 535 - 200 - 00	CONTROLLER/DRAF SET	1	T					
2	1622 - 535 - 300 - 00	HITCH/LINK ASSY	1	T					
3	1509 - 535 - 009 - 00	BAR/TORSION	1	T					
4	1509 - 535 - 002 - 00	BUSH 25X30X35	1	T					
5	1509 - 535 - 003 - 10	BUSH 33X38X20	1	T					
6	V511 - 101 - 006 - 00	PIN,TAPER	2	T					
7	V761 - 150 - 000 - 00	NIPPLE/GREASE	1	T					
8	V763 - 150 - 000 - 00	NIPPLE,GREASE/PT1/8	1	T					
9	V201 - 261 - 004 - 50	BOLT/M10X45	2	T					
10	V304 - 260 - 010 - 00	NUT/M10	2	T					
11	1622 - 535 - 003 - 00	PLATE/U/122.5X25	1	T					
12	1560 - 522 - 007 - 40	PIN/19X110	1	T					
13	V211 - 360 - 801 - 60	BOLT,SEMS (SP)	2	T					
14	1622 - 535 - 230 - 00	BRACKET COMP	2	T					
15	1622 - 535 - 240 - 00	ARM/DRAFT COMP	1	T					
16	1614 - 531 - 002 - 00	LINING/16X30X02	2	T					
17	1614 - 531 - 004 - 00	SPRING/WASHER	1	T					
18	1614 - 531 - 003 - 00	PLATE	1	T					
19	1614 - 531 - 013 - 00	PLATE	1	T					
20	V201 - 260 - 803 - 50	BOLT/M 8X35	2	T					
21	V304 - 260 - 008 - 00	NUT/M 8	2	T					
22	1622 - 535 - 001 - 00	LEVER/DRAFT	1	T					
23	V211 - 261 - 001 - 60	BOLT (S) M10X16	1	T					
24	1432 - 242 - 004 - 00	GRIP,B	1	T					
25	1622 - 535 - 250 - 00	ARM/AUTO COMP	1	T					

FIG. 76 HOOD SYSTEM

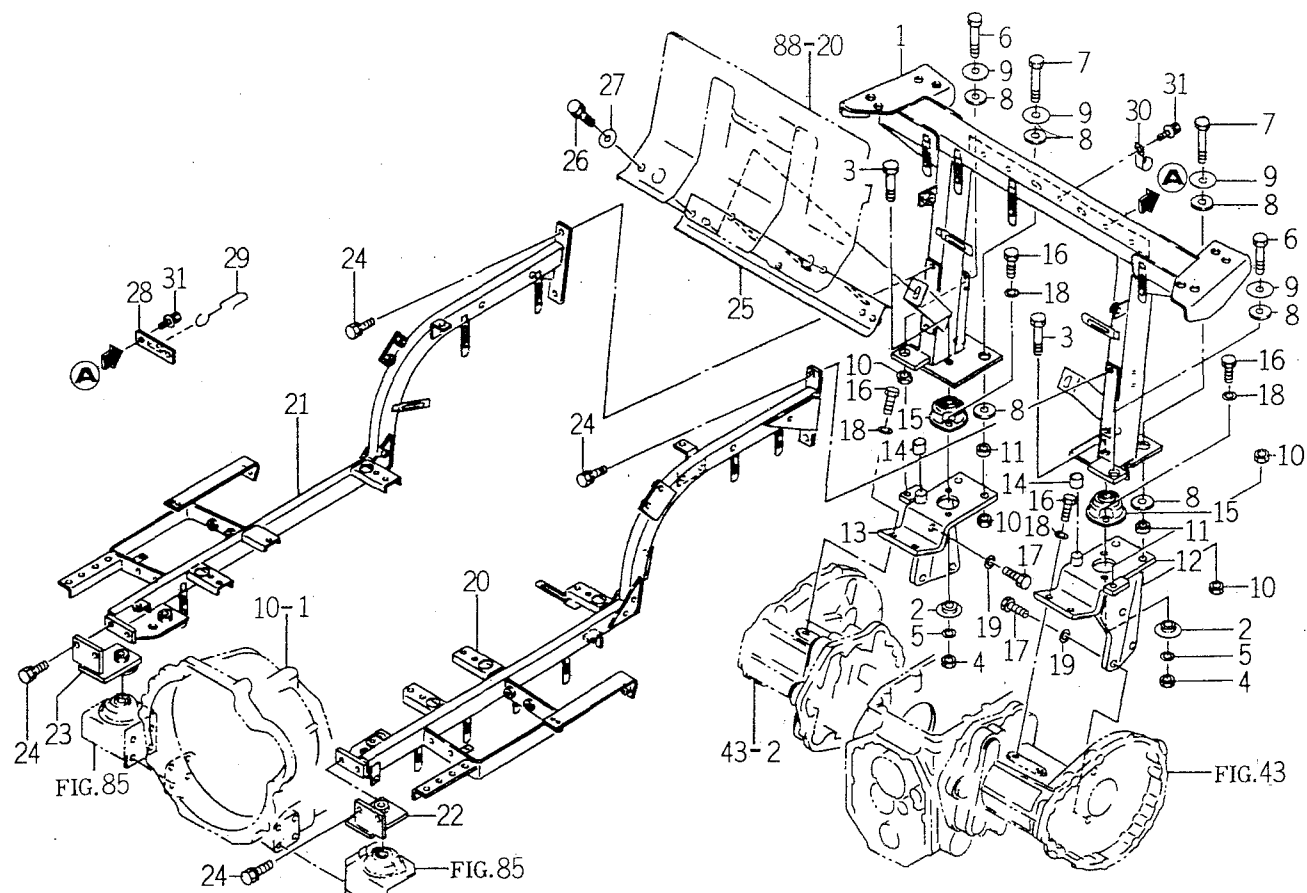


1622-501

KEY	PART CODE	DESCRIPTION	QTY	TYPE OF MODEL		I T C	C O L	G R P	REMARKS
				TF330					
1	1617-601-210-20	HOOD ASSY	1	*			4G		
2	1617-601-211-20	NET/LH	1	*					
3	1617-601-212-20	NET/RH	1	*					
4	W296-204-007-40	RIVET,BLIND/4X7.5	16	*					
5	V411-260-004-00	WASHER,PL/M 4	16	*					
6	1617-601-001-00	INSULATOR/LH	1	*					
7	1617-601-002-00	INSULATOR/RH	1	*					
8	1614-601-001-00	SEAL	1	*					
9	1617-601-001-00	INSULATOR/LH	1	*					
10	1614-601-031-00	INSULATOR/RH	1	*					
11	1614-601-004-10	PIN/LOCK	2	*					
12	V401-160-008-00	WASHER,SP/M 8	2	*					
13	V304-260-008-00	NUT/M 8	2	*					
14	1614-601-006-00	ORNAMENT	1	*					
15	V350-160-006-00	NUT,SPEED/P6	2	*					
16	1614-601-230-00	PIN COMP	1	*					
17	1614-601-013-00	SHIM/2.3	4	*					
18	V211-360-802-00	BOLT (SP) M8X20	4	*					
19	P103-601-005-00	HOLDER/ROD	1	*					
20	V411-260-006-00	WASHER / M6	1	*					
21	V500-162-001-50	PIN,SPLIT/2 X15	1	*					
22	1620-601-001-00	STAY/BAR	1	*					
23	1565-601-005-10	INSULATOR	1	*					
24	1444-601-015-00	WASHER/6X14X3	1	*					
25	1527-604-002-00	CLIP (B)	2	*					

[illegible]

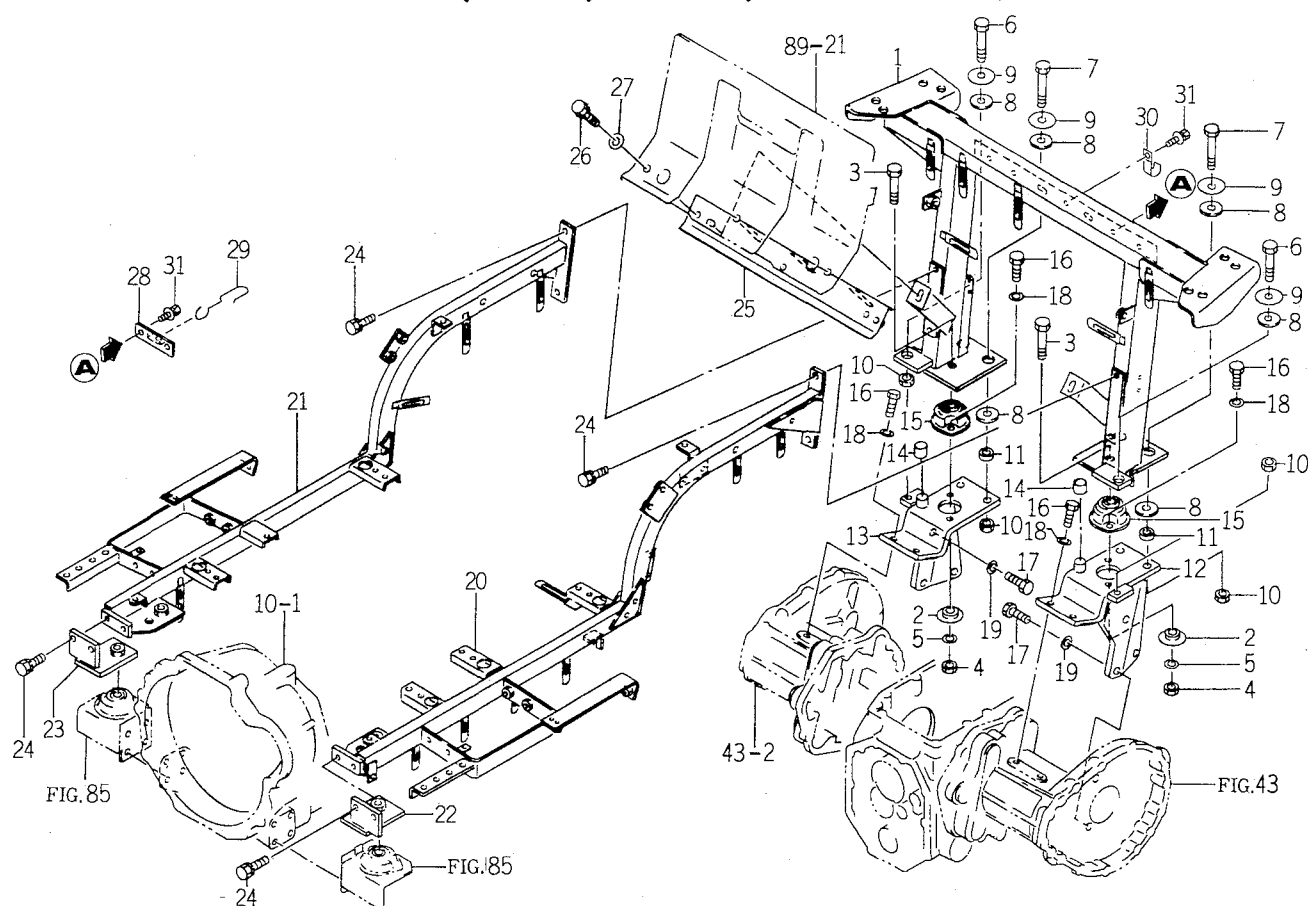
FIG. 86 MOUNT (REAR/H.S.T.) SYSTEM (TF330 - E4)



1687-625

KEY	PART CODE	DESCRIPTION	QTY	TYPE OF MODEL		I T C	C O L	G R P	REMARKS
				TF330					
1	1620 - 626 - 320 - 10	FRAME/REAR COMP	1	*			5I		
2	1620 - 626 - 350 - 00	WASHER COMP	2	*					
3	V201 - 461 - 207 - 50	BOLT/M12X75	2	*					
4	1640 - 626 - 001 - 00	NUT	2	*					
5	V401 - 160 - 012 - 00	WASHER,SP/M12	2	*					
6	V201 - 361 - 206 - 50	BOLT	2	*					
7	V201 - 461 - 207 - 50	BOLT/M12X75	4	*					
8	1594 - 715 - 002 - 00	INSULATOR	10	*					
9	2101 - 221 - 004 - 00	WASHER	6	*					
10	1640 - 626 - 001 - 00	NUT	6	*					
11	1687 - 626 - 001 - 10	COLLAR/12X38X20	4	*		1			
12	1622 - 626 - 320 - 00	BRACKET/REAR/LH COMP	1	*					
13	1622 - 626 - 330 - 00	BRACKET/REAR/RH COMP	1	*					
14	1566 - 701 - 102 - 00	INSULATOR	2	*					
15	1622 - 625 - 001 - 00	INSULATOR	2	*					
16	V201 - 461 - 002 - 50	BOLT/M10X25	8	*					
17	V201 - 461 - 203 - 00	BOLT/M12X30	4	*					
18	V401 - 160 - 010 - 00	WASHER,SP/M10	8	*					
19	V401 - 160 - 012 - 00	WASHER,SP/M12	4	*					
20	1620 - 626 - 210 - 20	FRAME/SIDE/LH COMP	1	*					
21	1620 - 626 - 500 - 10	FRAME/SIDE/RH COMP	1	*					
22	1687 - 626 - 200 - 00	BRACKET/SIDE/LH COMP	1	*					
23	1687 - 626 - 210 - 00	BRACKET/SIDE/RH COMP	1	*					
24	V211 - 561 - 002 - 50	BOLT/M10X25	8	*					
25	1620 - 626 - 230 - 10	BRACKET/REAR COMP	1	*					

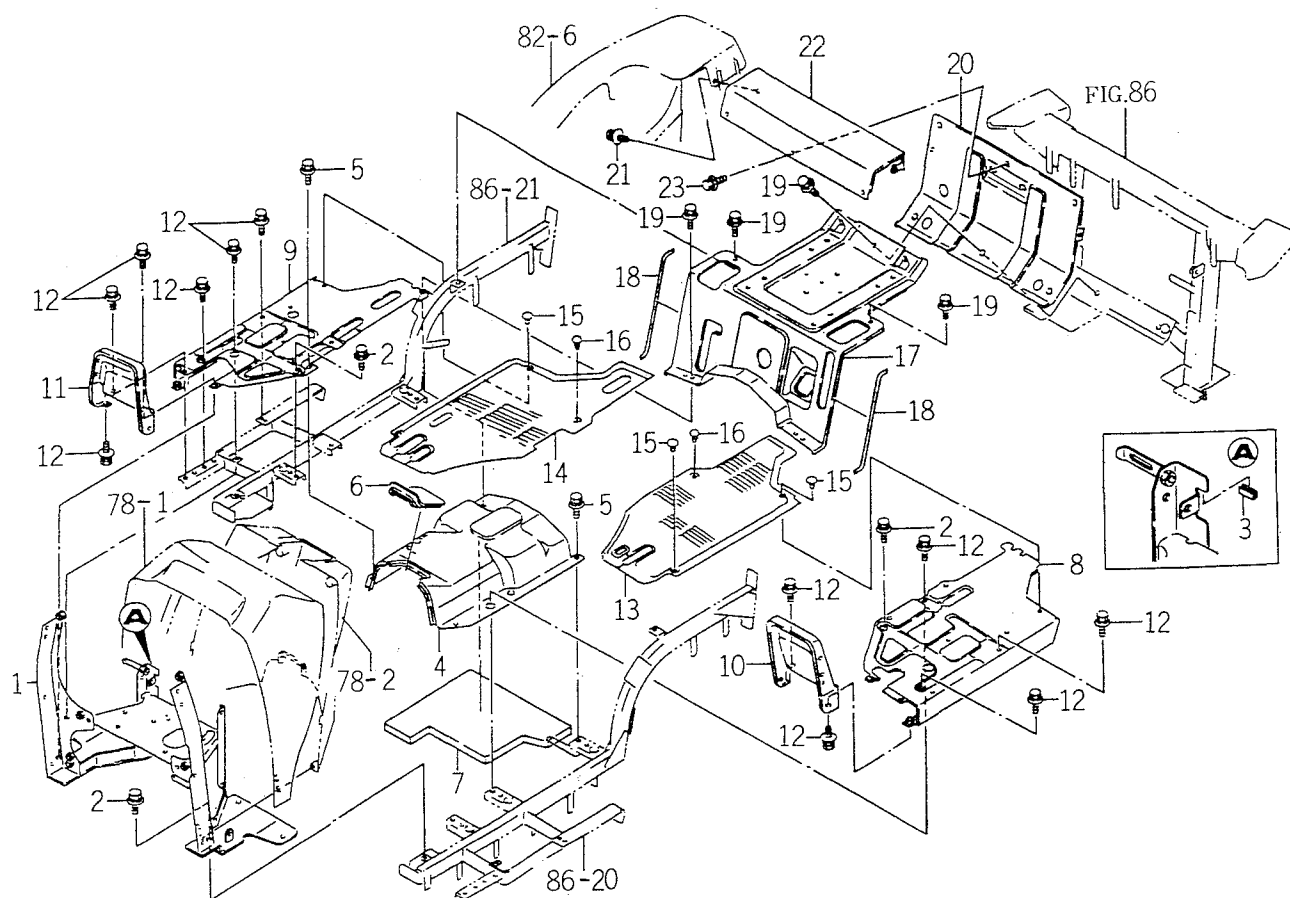
FIG. 87 MOUNT (REAR/H.S.T.) SYSTEM (TF330 – E42D)



1622-626C

KEY	PART CODE	DESCRIPTION	QTY	TYPE OF MODEL		I T C	C O L	G R P	REMARKS
				TF330					
1	1620 - 626 - 320 - 00	FRAME/REAR COMP	1	*					
2	1620 - 626 - 350 - 00	WASHER COMP	2	*					
3	V201 - 461 - 207 - 50	BOLT/M12X75	2	*					
4	1640 - 626 - 001 - 00	NUT	2	*					
5	V401 - 160 - 012 - 00	WASHER,SP/M12	2	*					
6	V201 - 361 - 206 - 50	BOLT	2	*					
7	V201 - 461 - 207 - 50	BOLT/M12X75	4	*					
8	1594 - 715 - 002 - 00	INSULATOR	10	*					
9	1427 - 431 - 003 - 00	WASHER/13X32X3	6	*					
10	1640 - 626 - 001 - 00	NUT	6	*					
11	1620 - 626 - 001 - 10	COLLAR/12X25X16	4	*					
12	1622 - 626 - 320 - 00	BRACKET/REAR/LH COMP	1	*					
13	1622 - 626 - 330 - 00	BRACKET/REAR/RH COMP	1	*					
14	1566 - 701 - 102 - 00	INSULATOR	2	*					
15	1622 - 625 - 001 - 00	INSULATOR	2	*					
16	V201 - 461 - 002 - 50	BOLT/M10X25	8	*					
17	V201 - 461 - 203 - 00	BOLT/M12X30	4	*					
18	V401 - 160 - 010 - 00	WASHER,SP/M10	8	*					
19	V401 - 160 - 012 - 00	WASHER,SP/M12	4	*					
20	1620 - 626 - 210 - 20	FRAME/SIDE/LH COMP	1	*					
21	1620 - 626 - 500 - 10	FRAME/SIDE/RH COMP	1	*					
22	1622 - 626 - 200 - 10	BRACKET/SIDE/LH COMP	1	*					
23	1622 - 626 - 210 - 10	BRACKET/SIDE/RH COMP	1	*					
24	V211 - 561 - 002 - 50	BOLT/M10X25	8	*					
25	1620 - 626 - 230 - 10	BRACKET/REAR COMP	1	*					

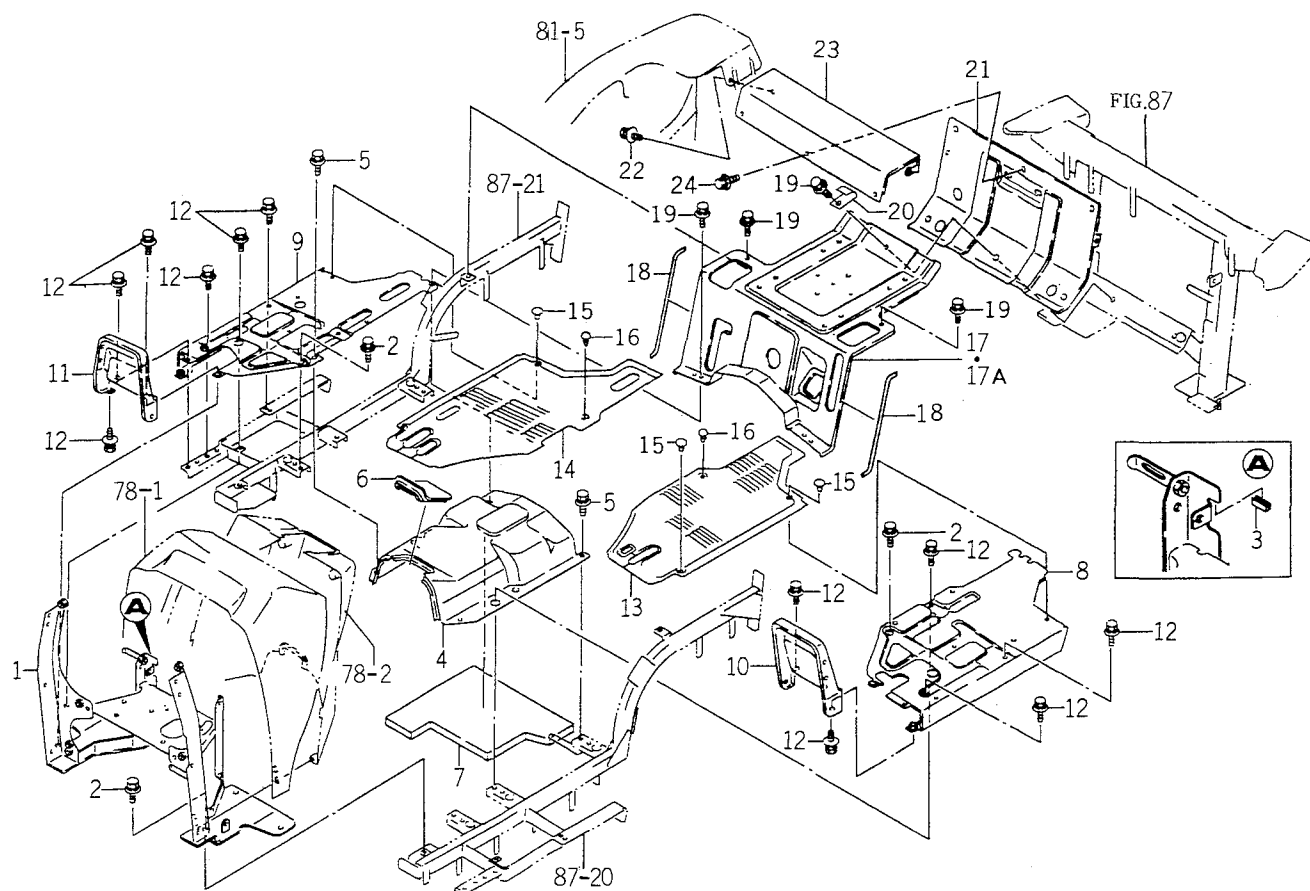
FIG. 88 FLOOR (H.S.T.) SYSTEM (TF330 - E4)



1687-630

KEY	PART CODE	DESCRIPTION	QTY	TYPE OF MODEL		I T C	C O L	G R P	REMARKS
				TF330					
1	1617 - 630 - 200 - 00	FRAME/DUSH COMP	1	*					
2	V211 - 360 - 802 - 00	BOLT (SP) M8X20	4	*					
3	1480 - 601 - 005 - 00	RUBBER,CUSHION	1	*					
4	1620 - 630 - 053 - 00	PANEL/CENTER	1	*			5I		
5	V211 - 360 - 801 - 60	BOLT,SEMS (SP)	4	*					
6	1614 - 630 - 007 - 00	INSULATOR	1	*					
7	1614 - 630 - 008 - 00	INSULATOR	1	*					
8	1620 - 630 - 210 - 10	PANEL/FLOOR/LH COMP	1	*			4G		
9	1620 - 630 - 220 - 10	PANEL/FLOOR/RH COMP	1	*			4G		
10	1620 - 630 - 006 - 00	FOOD/LH	1	*					
11	1620 - 630 - 007 - 00	FOOD/RH	1	*					
12	V211 - 360 - 801 - 60	BOLT,SEMS (SP)	18	*					
13	1620 - 630 - 051 - 10	MAT/FLOOR/LH	1	*					
14	1620 - 630 - 052 - 10	MAT/FLOOR/RH	1	*					
15	1527 - 604 - 002 - 00	CLIP (B)	4	*					
16	1620 - 630 - 008 - 00	CLIP/08	2	*					
17	1687 - 630 - 500 - 00	PANEL/SEAT COMP	1	*			5I		
18	1614 - 630 - 002 - 00	INSULATOR	2	*					
19	V211 - 360 - 801 - 60	BOLT,SEMS (SP)	6	*					
20	1678 - 630 - 210 - 00	PANEL/REAR COMP	1	*			5I		
21	V211 - 360 - 801 - 60	BOLT,SEMS (SP)	2	*					
22	1620 - 630 - 300 - 10	PANEL/BACK COMP	1	*			4G		
23	V211 - 360 - 801 - 60	BOLT,SEMS (SP)	3	*					

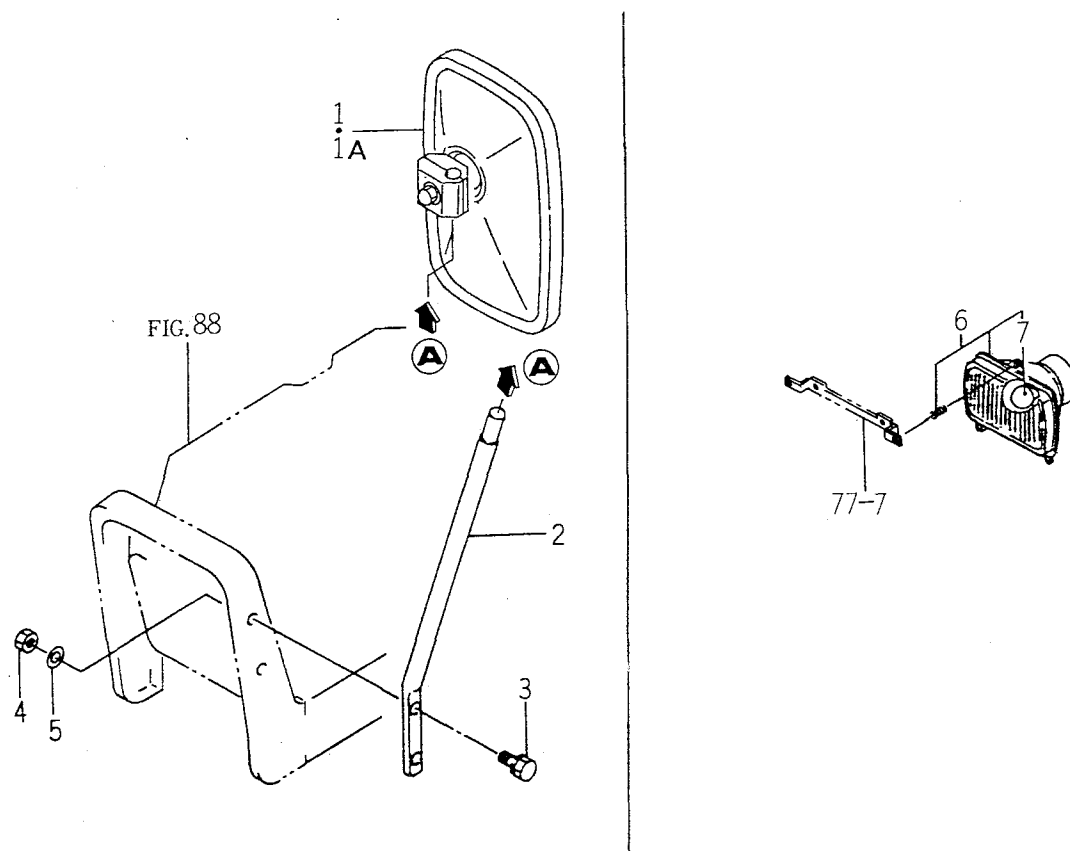
FIG. 89 FLOOR (H.S.T.) SYSTEM (TF330 – E42D)



1622-630B

KEY	PART CODE	DESCRIPTION	QTY	TYPE OF MODEL		I T C	C O L	G R P	REMARKS
				TF330					
1	1617 - 630 - 200 - 00	FRAME/DUSH COMP	1	*					
2	V211 - 360 - 802 - 00	BOLT (SP) M8X20	4	*					
3	1480 - 601 - 005 - 00	RUBBER,CUSHION	1	*					
4	1620 - 630 - 053 - 00	PANEL/CENTER	1	*			5I		
5	V211 - 360 - 801 - 60	BOLT,SEMS (SP)	4	*					
6	1614 - 630 - 007 - 00	INSULATOR	1	*					
7	1614 - 630 - 008 - 00	INSULATOR	1	*					
8	1620 - 630 - 210 - 10	PANEL/FLOOR/LH COMP	1	*			4G		
9	1620 - 630 - 220 - 10	PANEL/FLOOR/RH COMP	1	*			4G		
10	1620 - 630 - 006 - 00	FOOD/LH	1	*					
11	1620 - 630 - 007 - 00	FOOD/RH	1	*					
12	V211 - 360 - 801 - 60	BOLT,SEMS (SP)	18	*					
13	1620 - 630 - 051 - 10	MAT/FLOOR/LH	1	*					
14	1620 - 630 - 052 - 10	MAT/FLOOR/RH	1	*					
15	1527 - 604 - 002 - 00	CLIP (B)	4	*					
16	1620 - 630 - 008 - 00	CLIP/08	2	*					
17	1620 - 630 - 500 - 20	PANEL/SEAT COMP	1	1- -80			5I		
17A	1620 - 630 - 500 - 30	PANEL/SEAT COMP	1	81-		1	5I		
18	1614 - 630 - 002 - 00	INSULATOR	2	*					
19	V211 - 360 - 801 - 60	BOLT,SEMS (SP)	6	*					
20	1425 - 621 - 004 - 00	CLAMP,HARNESS	1	*					
21	1678 - 630 - 210 - 00	PANEL/REAR COMP	1	*			5I		
22	V211 - 360 - 801 - 60	BOLT,SEMS (SP)	2	*					
23	1620 - 630 - 300 - 10	PANEL/BACK COMP	1	*			4G		
24	V211 - 360 - 801 - 60	BOLT,SEMS (SP)	3	*					

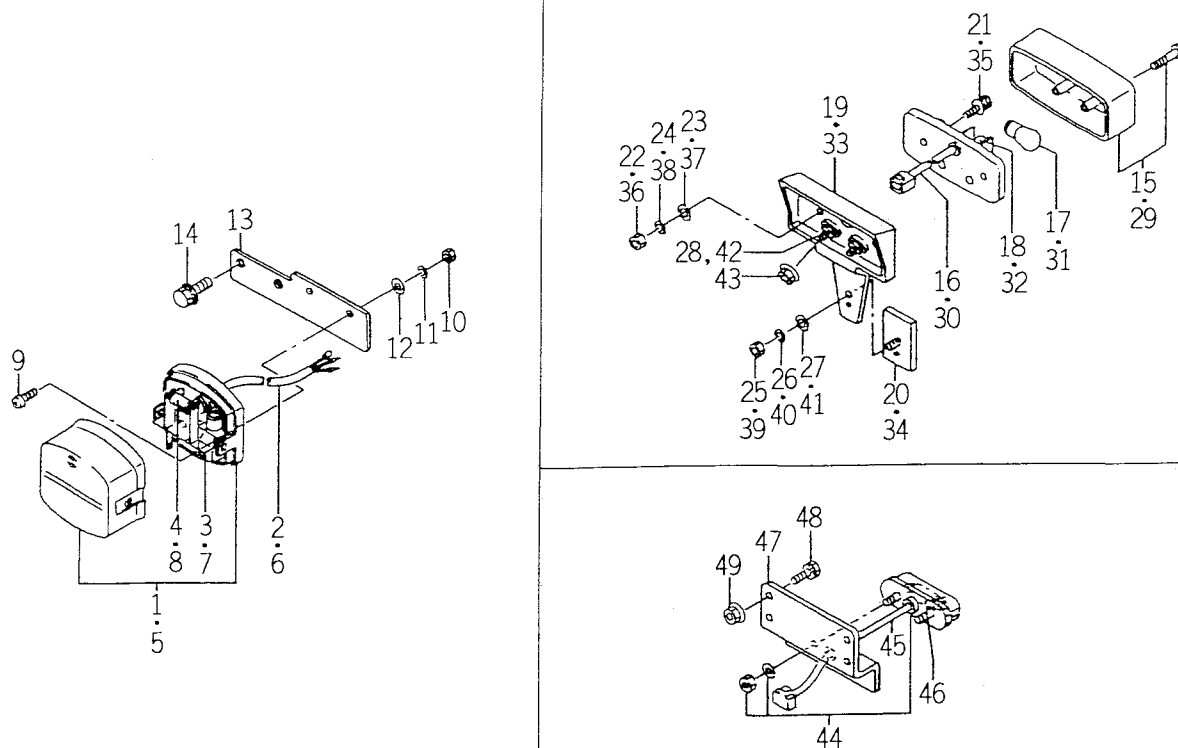
FIG. 92 MIRROR AND HEAD LAMP SYSTEM(TF330-E4)



1687-640

[illegible]

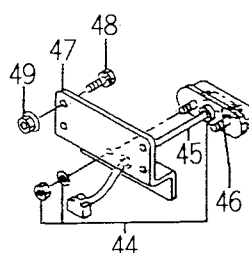
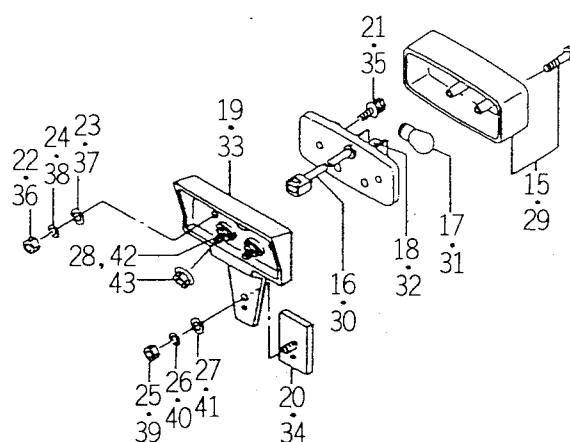
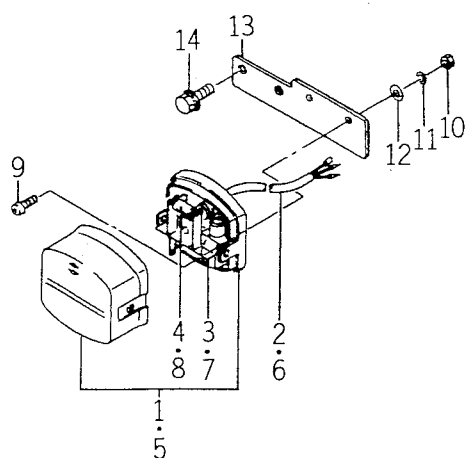
FIG. 93 LAMP SYSTEM (TF330 – E42D)



1620-660

KEY	PART CODE	DESCRIPTION	QTY	TYPE OF MODEL		I T C	C O L	G R P	REMARKS
				TF330					
1	1600 - 622 - 360 - 00	LAMP/FRONT/LH/C ASSY	1	*					2BE0 - 031 - 820 - 91
2	1594 - 654 - 281 - 00	HARNESS/LAMP	1	*					
3	1600 - 622 - 232 - 00	BULB/LAMP/12V21W	1	*					8GA0 - 020 - 731 - 21
4	1600 - 622 - 233 - 00	BULB/LAMP/12V5W	1	*					8GM0 - 020 - 921 - 21
5	1600 - 622 - 380 - 00	LAMP/FRONT/RH/C ASSY	1	*					2BE0 - 031 - 821 - 01
6	1594 - 654 - 281 - 00	HARNESS/LAMP	1	*					
7	1600 - 622 - 232 - 00	BULB/LAMP/12V21W	1	*					8GA0 - 020 - 731 - 21
8	1600 - 622 - 233 - 00	BULB/LAMP/12V5W	1	*					8GM0 - 020 - 921 - 21
9	V111 - 164 - 001 - 60	SCREW/M4X16	4	*					
10	V301 - 260 - 004 - 00	NUT/M 4	4	*					
11	V401 - 160 - 004 - 00	WASHER,SP/M 4	4	*					
12	V411 - 260 - 004 - 00	WASHER,PL/M 4	4	*					
13	1620 - 660 - 001 - 00	PLATE	2	*					
14	V211 - 360 - 801 - 60	BOLT,SEMS (SP)	4	*					
15	1600 - 622 - 260 - 00	LAMP,COMBI/REAR/LH	1	*					2SD0 - 031 - 840 - 31
16	1600 - 622 - 251 - 00	HARNESS,LAMP/REAR	1	*					
17	1600 - 622 - 232 - 00	BULB/LAMP/12V21W	2	*					8GA0 - 020 - 731 - 21
18	1600 - 622 - 252 - 00	BULB/LAMP/12V10W	1	*					8GA0 - 020 - 711 - 31
19	1600 - 622 - 003 - 00	COVER,LAMP/REAR	1	*					
20	1600 - 622 - 321 - 00	REFLECTOR	1	*					
21	V120 - 365 - 002 - 00	SCREW,SEMS	2	*					
22	V301 - 260 - 005 - 00	NUT/M5	2	*					
23	V411 - 260 - 005 - 00	WASHER,PL/M 5	2	*					
24	V401 - 160 - 005 - 00	WASHER,SP/M 5	2	*					
25	V301 - 260 - 006 - 00	NUT/M 6	1	*					

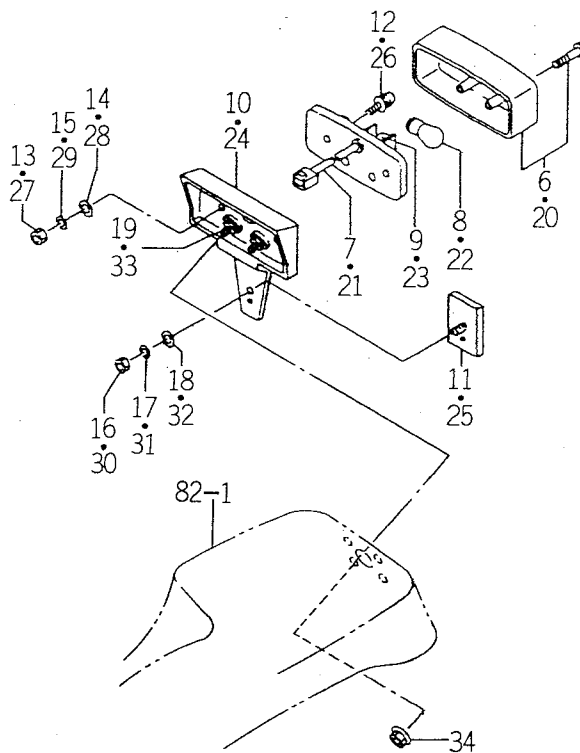
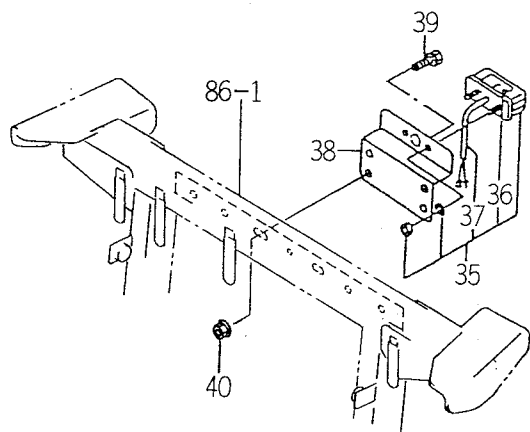
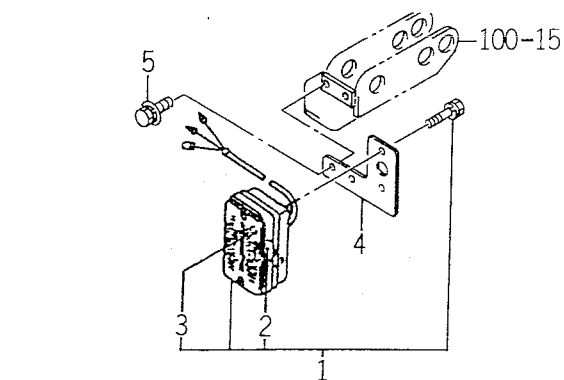
FIG. 93 LAMP SYSTEM (TF330 – E42D)



1620-660

KEY	PART CODE	DESCRIPTION	QTY	TYPE OF MODEL		I T C	C O L	G R P	REMARKS
				TF330					
26	V401 - 160 - 006 - 00	WASHER,SP/M 6	1	*					
27	V411 - 260 - 006 - 00	WASHER / M6	1	*					
28	V201 - 260 - 801 - 60	BOLT/M8X16	2	*					
29	1600 - 622 - 280 - 00	LAMP,COMBI/REAR/RH	1	*					2SD0 - 031 - 840 - 41
30	1600 - 622 - 251 - 00	HARNESS,LAMP/REAR	1	*					
31	1600 - 622 - 232 - 00	BULB/LAMP/12V21W	2	*					8GA0 - 020 - 731 - 21
32	1600 - 622 - 252 - 00	BULB/LAMP/12V10W	1	*					8GA0 - 020 - 711 - 31
33	1600 - 622 - 003 - 00	COVER,LAMP/REAR	1	*					
34	1600 - 622 - 321 - 00	REFLECTOR	1	*					
35	V120 - 365 - 002 - 00	SCREW,SEMS	2	*					
36	V301 - 260 - 005 - 00	NUT/M5	2	*					
37	V411 - 260 - 005 - 00	WASHER,PL/M 5	2	*					
38	V401 - 160 - 005 - 00	WASHER,SP/M 5	2	*					
39	V301 - 260 - 006 - 00	NUT/M 6	1	*					
40	V401 - 160 - 006 - 00	WASHER,SP/M 6	1	*					
41	V411 - 260 - 006 - 00	WASHER / M6	1	*					
42	V201 - 260 - 801 - 60	BOLT/M8X16	2	*					
43	V362 - 260 - 008 - 00	NUT/WASHER	4	*					
44	1600 - 622 - 300 - 00	LAMP/NUMBERPLAT ASSY	1	*					2KA0 - 013 - 891 - 01
45	1600 - 622 - 291 - 00	HARNESS/NAMBER PLATE	1	*					
46	1600 - 622 - 233 - 00	BULB/LAMP/12V5W	1	*					8GM0 - 020 - 921 - 21
47	1594 - 654 - 261 - 10	BRACKET/LAMP/NUMBER	1	*					
48	V211 - 260 - 801 - 60	BOLT,SEMS (S) M8X16	2	*					
49	V362 - 260 - 008 - 00	NUT/WASHER	2	*					

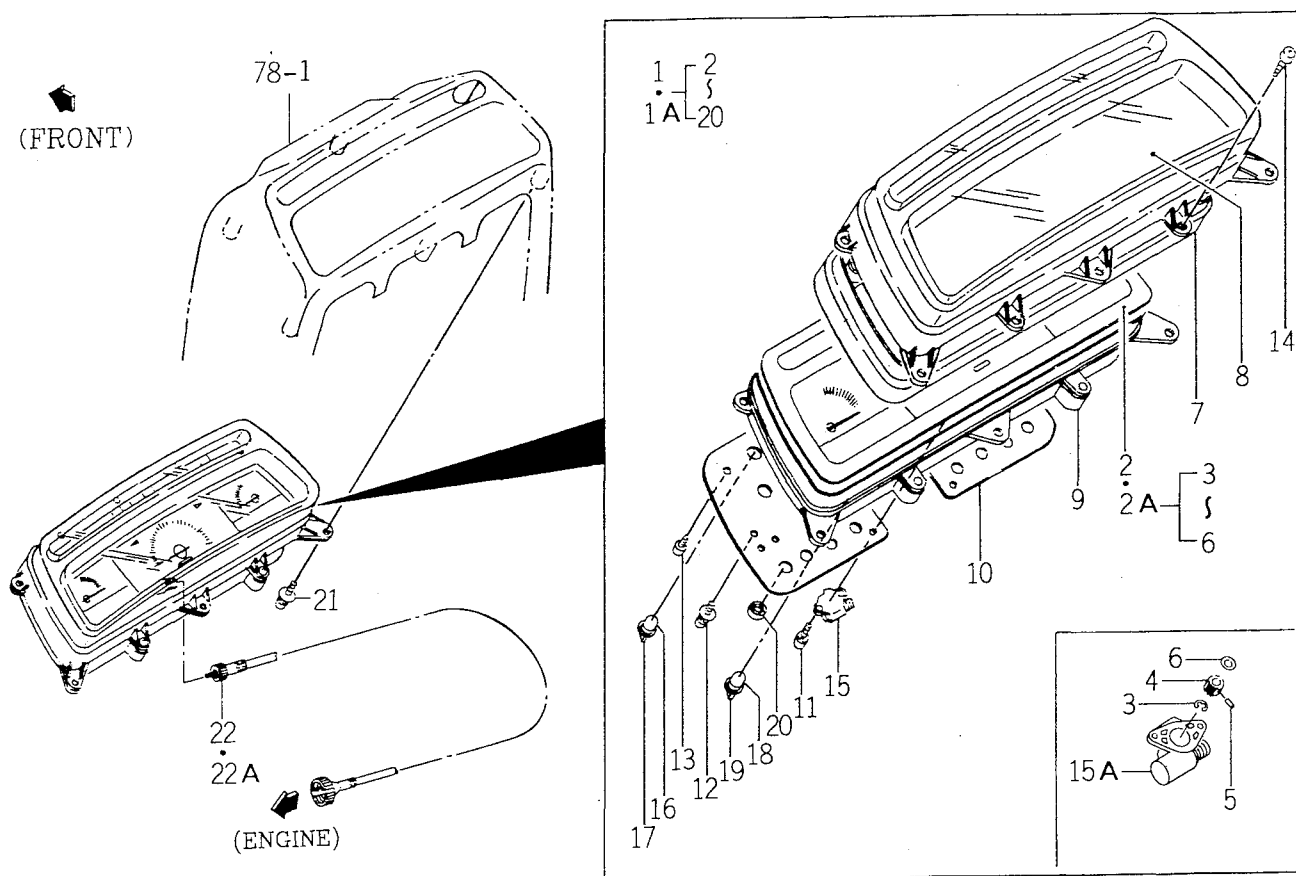
FIG. 94 LAMP SYSTEM (TF330 – E4)



1687-660

KEY	PART CODE	DESCRIPTION	QTY	TYPE OF MODEL		I T C	C O L	G R P	REMARKS
				TF330					
1	1674 - 654 - 200 - 00	LAMP/FRONT SET	2	*					
2	1674 - 654 - 211 - 00	BULB/12V21W	2	*					
3	1674 - 654 - 212 - 00	BULB/12V5W	2	*					
4	1687 - 660 - 001 - 00	PLATE/LAMP/FRONT	2	*					
5	V211 - 360 - 801 - 60	BOLT,SEMS (SP)	4	*					
6	1600 - 622 - 260 - 00	LAMP,COMBI/REAR/LH	1	*					2SD0 - 031 - 840 - 31
7	1600 - 622 - 251 - 00	HARNESS,LAMP/REAR	1	*					
8	1600 - 622 - 232 - 00	BULB/LAMP/12V21W	2	*					8GA0 - 020 - 731 - 21
9	1600 - 622 - 252 - 00	BULB/LAMP/12V10W	1	*					8GA0 - 020 - 711 - 31
10	1600 - 622 - 003 - 00	COVER,LAMP/REAR	1	*					
11	1600 - 622 - 321 - 00	REFLECTOR	1	*					
12	V120 - 365 - 002 - 00	SCREW,SEMS	2	*					
13	V301 - 260 - 005 - 00	NUT/M5	2	*					
14	V411 - 260 - 005 - 00	WASHER,PL/M 5	2	*					
15	V401 - 160 - 005 - 00	WASHER,SP/M 5	2	*					
16	V301 - 260 - 006 - 00	NUT/M 6	1	*					
17	V401 - 160 - 006 - 00	WASHER,SP/M 6	1	*					
18	V411 - 260 - 006 - 00	WASHER / M6	1	*					
19	V201 - 260 - 801 - 60	BOLT/M8X16	2	*					
20	1600 - 622 - 280 - 00	LAMP,COMBI/REAR/RH	1	*					2SD0 - 031 - 840 - 41
21	1600 - 622 - 251 - 00	HARNESS,LAMP/REAR	1	*					
22	1600 - 622 - 232 - 00	BULB/LAMP/12V21W	2	*					8GA0 - 020 - 731 - 21
23	1600 - 622 - 252 - 00	BULB/LAMP/12V10W	1	*					8GA0 - 020 - 711 - 31
24	1600 - 622 - 003 - 00	COVER,LAMP/REAR	1	*					
25	1600 - 622 - 321 - 00	REFLECTOR	1	*					

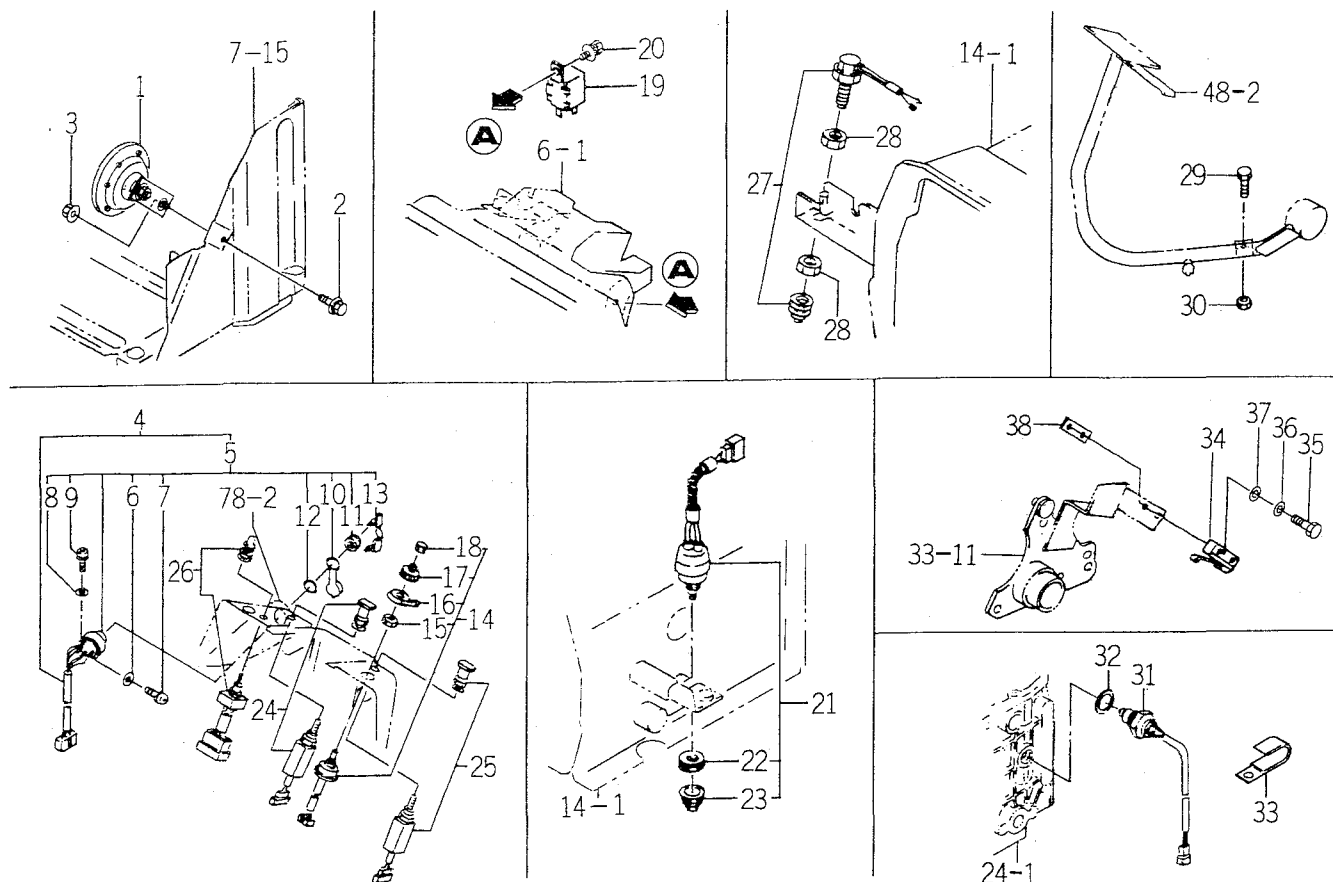
FIG. 95 PANEL SYSTEM



1620-670

KEY	PART CODE	DESCRIPTION	QTY	TYPE OF MODEL		I T C	C O L	G R P	REMARKS
				TF330					
1	1620 - 670 - 200 - 00	PANEL/INSTRUMEN ASSY	1	1- -175					
1A	1620 - 670 - 200 - 10	PANEL/INSTRUMEN ASSY	1	176-		1			
2	1620 - 670 - 210 - 00	METER/HM/F/T SET	1	1- -175					
2A	1620 - 670 - 210 - 10	METER/HM/F/T SET	1	176-		1			
3	1640 - 658 - 322 - 00	RING/E	2	176-					
4	1673 - 658 - 214 - 00	GEAR	1	176-					
5	1640 - 658 - 324 - 00	PIN	1	176-					
6	1640 - 658 - 325 - 00	WASHER	1	176-					
7	1614 - 670 - 240 - 00	ESCUTCHEON	1	*					
8	1614 - 670 - 201 - 00	GLASS	1	*					
9	1614 - 670 - 250 - 00	HOUSING ASSY	1	*					
10	1614 - 670 - 260 - 00	BOARD/WIREING ASSY	1	*					
11	V120 - 264 - 001 - 00	SCREW/S	2	*					
12	1560 - 658 - 202 - 00	SCREW	6	*					
13	V195 - 163 - 010 - 40	SCREW/TAPPING	5	*					
14	V195 - 164 - 016 - 40	SCREW/4X16	4	*					
15	1614 - 670 - 270 - 00	CASE ASSY	1	1- -90					
15A	1675 - 670 - 230 - 00	CASE ASSY	1	91-					
16	3650 - 270 - 214 - 00	BULB	8	*					
17	1560 - 658 - 282 - 40	SOCKET	8	*					
18	1614 - 670 - 281 - 00	VALVE/LAMP/12V/1.7W	4	*					
19	1560 - 658 - 282 - 40	SOCKET	4	*					
20	1614 - 670 - 202 - 00	CAP	9	*					
21	V120 - 376 - 001 - 60	SCREW/SP	4	*					
22	1614 - 670 - 001 - 00	CABLE ASSY	1	1- -95					

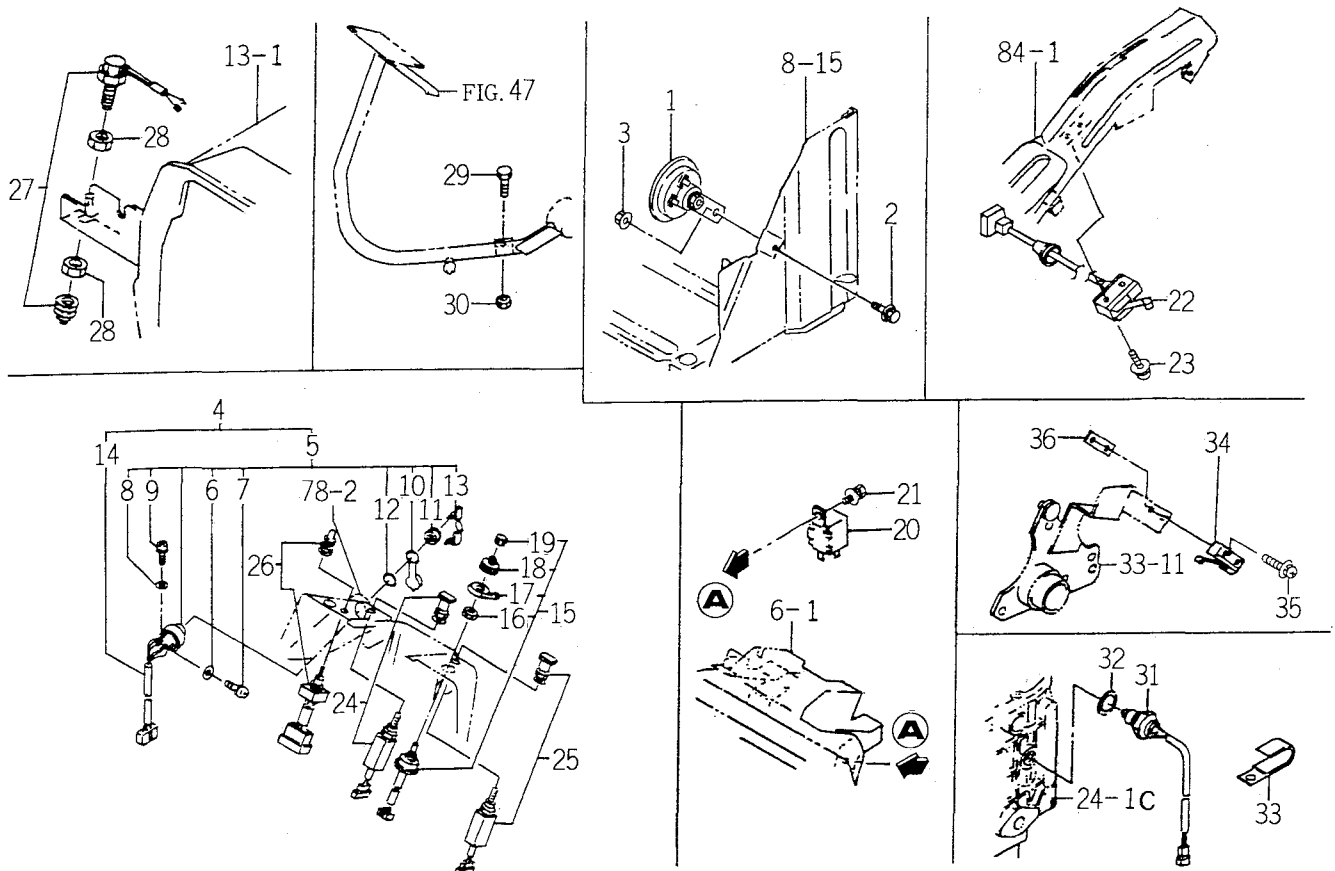
FIG. 96 SWITCH SYSTEM (TF330 – E42D)



1620-680

KEY	PART CODE	DESCRIPTION	QTY	TYPE OF MODEL		I T C	C O L	G R P	REMARKS
				TF330					
1	1509 - 623 - 001 - 00	HORN	1	*					
2	V211 - 360 - 801 - 60	BOLT,SEMS (SP)	1	*					
3	V363 - 260 - 008 - 00	NUT,LOCK/M8	1	*					
4	1575 - 623 - 210 - 00	SWITCH,STARTER ASSY	1	*					
5	1488 - 621 - 220 - 10	SWITCH,STARTER SET	1	*					
6	V411 - 260 - 004 - 00	WASHER,PL/M4	3	*					
7	V120 - 264 - 000 - 80	SCREW,PLUS/M4X8	3	*					
8	V411 - 260 - 005 - 00	WASHER,PL/M 5	3	*					
9	V120 - 265 - 001 - 00	SCREW,PLUS/M5X0.8X8	3	*					
10	1444 - 621 - 311 - 00	CAP	1	*					
11	1444 - 621 - 312 - 00	NUT,RING/M28X1.0	1	*					
12	1444 - 621 - 313 - 00	WASHER	1	*					
13	1444 - 621 - 320 - 00	KEY ASSY	1	*					
14	1544 - 623 - 001 - 00	SWITCH ASSY	1	*					
15	1544 - 623 - 232 - 00	NUT/M22	1	*					
16	1544 - 623 - 233 - 00	LEVER	1	*					
17	1544 - 623 - 234 - 00	KNOB	1	*					
18	1544 - 623 - 235 - 00	BOOT/HORN	1	*					
19	1600 - 623 - 002 - 00	FLASHER ASSY	1	*					4DM0 - 033 - 600 - 01
20	V210 - 360 - 601 - 60	BOLT (SP) /M6X16	1	*					
21	1614 - 680 - 250 - 00	SWITCH/PUSH SET	1	*					
22	1560 - 664 - 252 - 00	NUT	1	*					
23	1560 - 664 - 253 - 00	BOOT	1	*					
24	1600 - 623 - 200 - 00	SWITCH	1	*					
25	1600 - 623 - 210 - 00	SWITCH,LAMP ASSY	1	*					

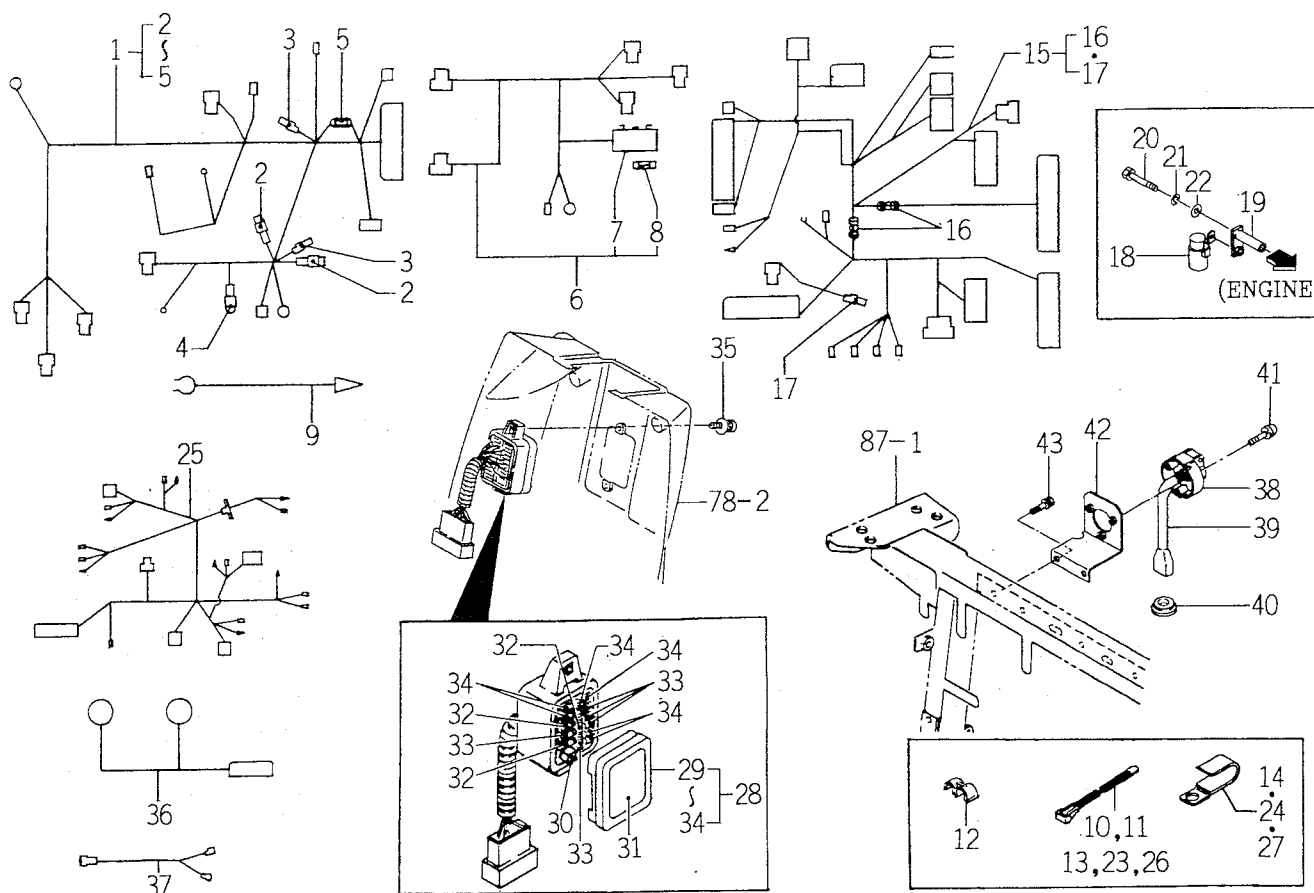
FIG. 97 SWITCH SYSTEM (TF330 – E4)



1687-680

KEY	PART CODE	DESCRIPTION	QTY	TYPE OF MODEL		I	C	G	R	P	REMARKS
				TF330							
1	1674 - 664 - 200 - 00	HORN ASSY	1	*							
2	V211 - 360 - 801 - 60	BOLT,SEMS (SP)	1	*							
3	V363 - 260 - 008 - 00	NUT,LOCK/M8	1	*							
4	1575 - 623 - 210 - 00	SWITCH,STARTER ASSY	1	*							
5	1488 - 621 - 220 - 10	SWITCH,STARTER SET	1	*							
6	V411 - 260 - 004 - 00	WASHER,PL/M4	3	*							
7	V120 - 264 - 000 - 80	SCREW,PLUS/M4X8	3	*							
8	V411 - 260 - 005 - 00	WASHER,PL/M 5	3	*							
9	V120 - 265 - 001 - 00	SCREW,PLUS/M5X0.8X8	3	*							
10	1444 - 621 - 311 - 00	CAP	1	*							
11	1444 - 621 - 312 - 00	NUT,RING/M28X1.0	1	*							
12	1444 - 621 - 313 - 00	WASHER	1	*							
13	1444 - 621 - 320 - 00	KEY ASSY	1	*							
14	1575 - 623 - 211 - 00	HARNESS/STARTER	1	*							
15	1544 - 623 - 001 - 00	SWITCH ASSY	1	*							
16	1544 - 623 - 232 - 00	NUT/M22	1	*							
17	1544 - 623 - 233 - 00	LEVER	1	*							
18	1544 - 623 - 234 - 00	KNOB	1	*							
19	1544 - 623 - 235 - 00	BOOT/HORN	1	*							
20	1600 - 623 - 002 - 00	FLASHER ASSY	1	*							4DM0 - 033 - 600 - 01
21	V210 - 360 - 601 - 60	BOLT (SP) /M6X16	1	*							
22	1687 - 680 - 200 - 10	SWITCH/PUSH ASSY	1	*							
23	V120 - 364 - 002 - 50	SCREW/SP	2	*							
24	1600 - 623 - 200 - 00	SWITCH	1	*							
25	1600 - 623 - 210 - 00	SWITCH,LAMP ASSY	1	*							

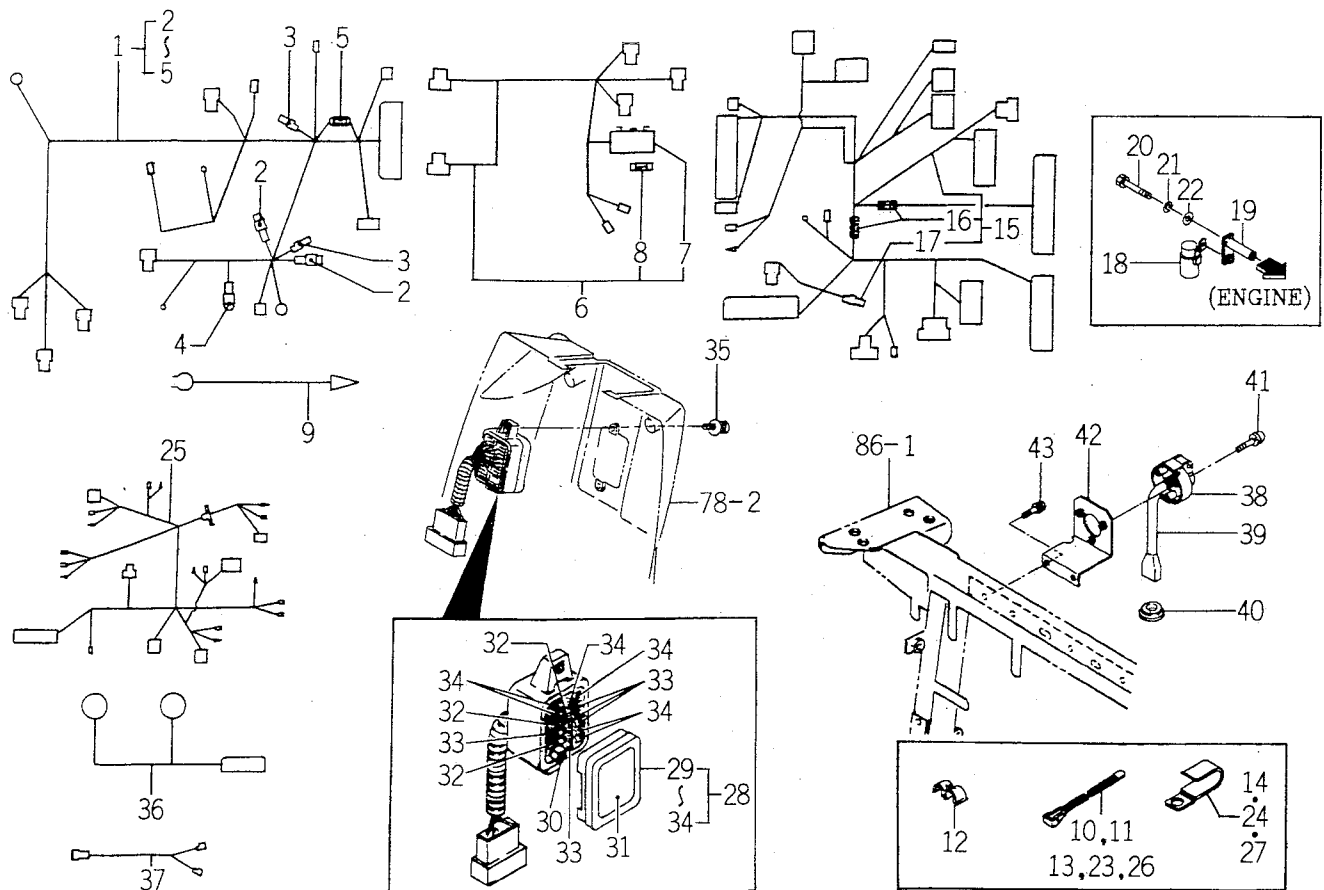
FIG. 98 HARNESS SYSTEM (TF330 – E42D)



1622-650

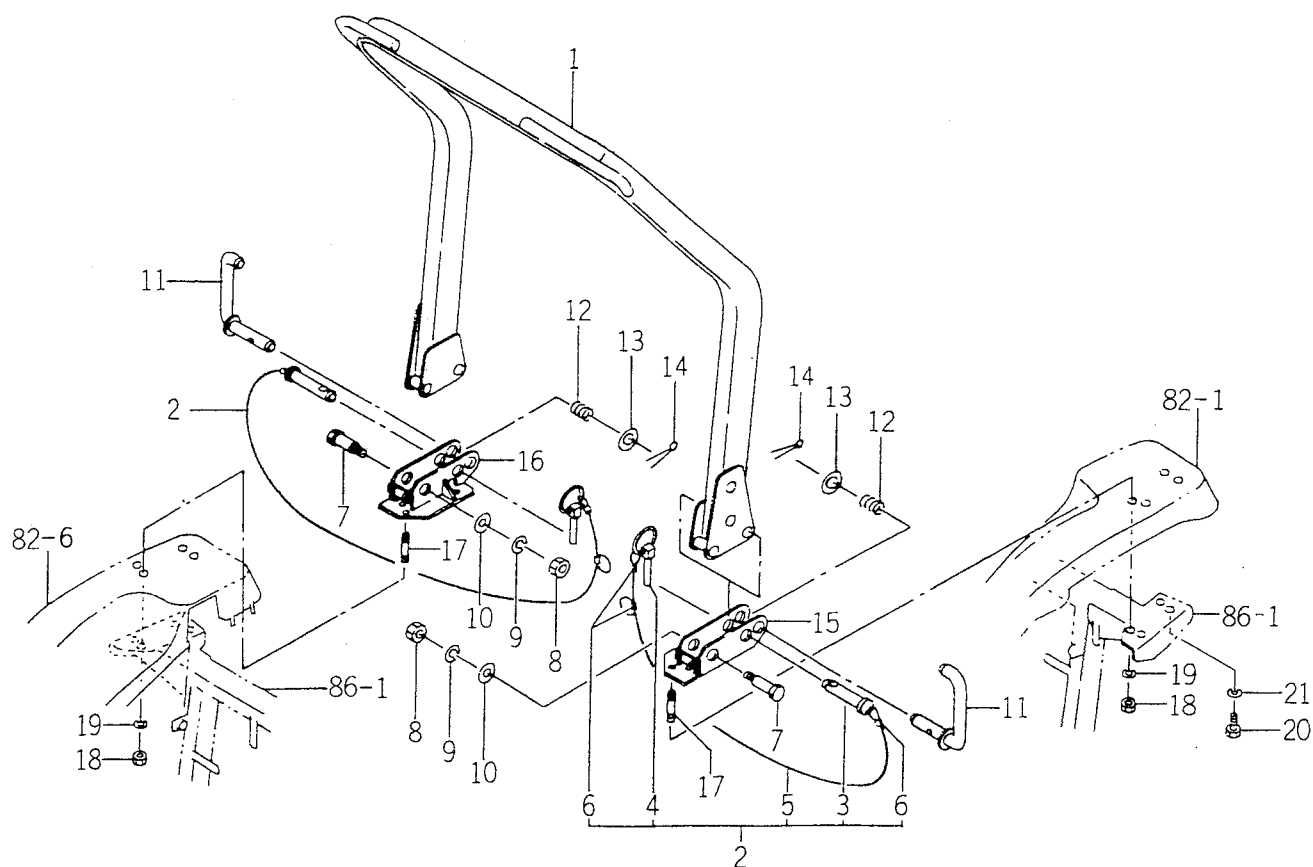
KEY	PART CODE	DESCRIPTION	QTY	TYPE OF MODEL		I	C	G	R	P	REMARKS
				TF330		T	O	R			
1	1620 - 690 - 300 - 00	HARNESS/ENGINE ASSY	1	*							
2	1614 - 690 - 202 - 00	FUSE/SLOWBLOW	2	*							
3	1560 - 666 - 212 - 00	DIODE	2	*							
4	3650 - 261 - 261 - 00	LINK,FUSIBLE	1	*							
5	4319 - 601 - 004 - 00	FUSE/250V2A	1	*							
6	1620 - 690 - 340 - 00	HARNESS/ENGINE/4P	1	*							
7	1593 - 623 - 503 - 00	CAP,FUSE BOX	1	*							
8	1560 - 664 - 264 - 00	FUSE,BLADE	4	*							
9	1600 - 624 - 004 - 00	HARNESS,OIL PRESSURE	1	*							
10	1342 - 402 - 006 - 00	BAND,WIRE/250	2	*							
11	1560 - 695 - 015 - 00	CLAMP	1	*							
12	1614 - 690 - 002 - 00	CLAMP/HOSE	3	*							
13	1376 - 402 - 003 - 00	BAND,WIRE/140	9	*							
14	1425 - 621 - 004 - 00	CLAMP,HARNESS	4	*							
15	1620 - 690 - 310 - 10	HARNESS/MAIN ASSY	1	*							
16	1614 - 690 - 212 - 00	CLIP/CABLE	2	*							
17	1560 - 666 - 212 - 00	DIODE	1	*							
18	1581 - 621 - 290 - 00	RELAY/4P	1	*							
19	1617 - 690 - 220 - 00	BRACKET/RELAY COMP	1	*							
20	V201 - 260 - 808 - 00	BOLT/M 8X80	1	*							
21	V401 - 160 - 008 - 00	WASHER,SP/M 8	1	*							
22	V411 - 260 - 008 - 00	WASHER,PL/M 8	1	*							
23	1376 - 402 - 003 - 00	BAND,WIRE/140	3	*							
24	1425 - 621 - 004 - 00	CLAMP,HARNESS	2	*							
25	1620 - 690 - 320 - 10	HARNESS/REAR ASSY	1	*							

FIG. 99 HARNESS SYSTEM (TF330 – E4)



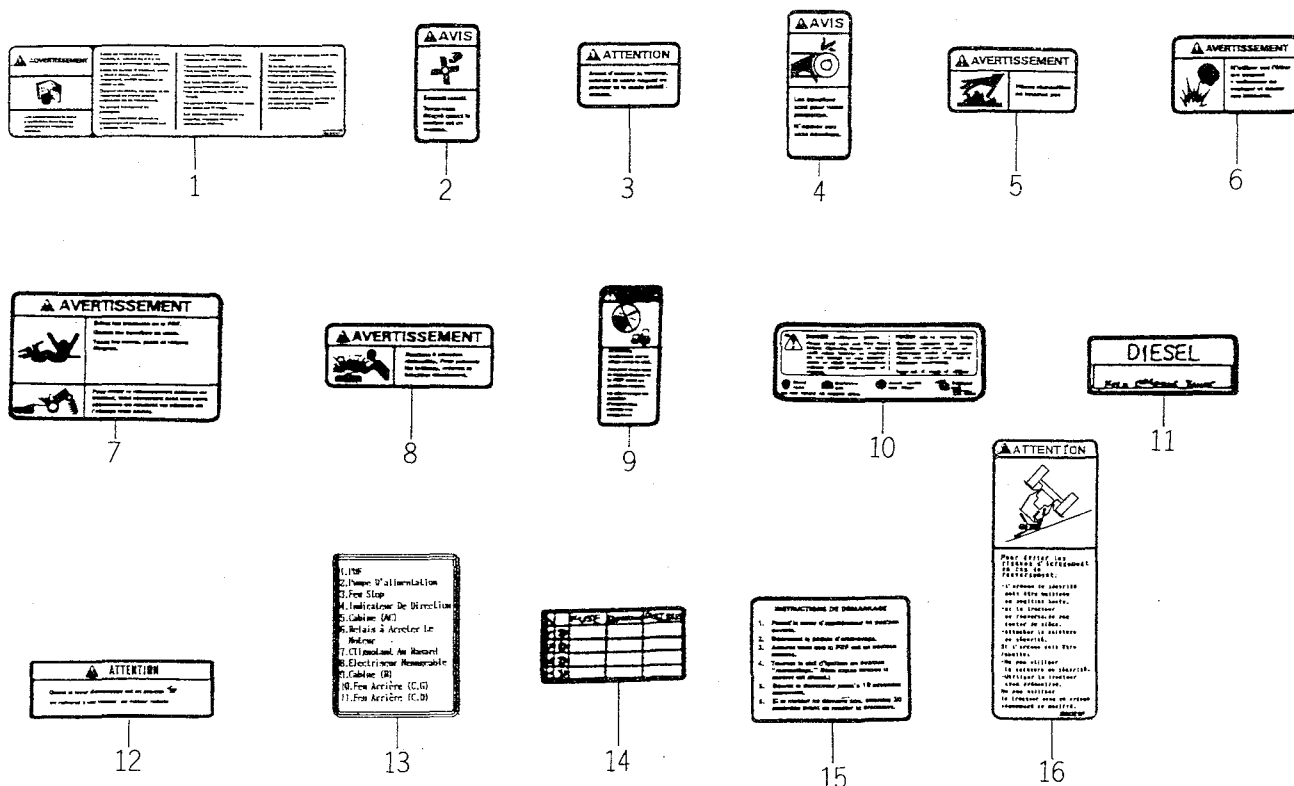
1687-590

KEY	PART CODE	DESCRIPTION	QTY	TYPE OF MODEL		I	C	G	R	P	REMARKS
				TF330							
1	1620 - 690 - 300 - 00	HARNESS/ENGINE ASSY	1	*							
2	1614 - 690 - 202 - 00	FUSE/SLOWBLOW	2	*							
3	1560 - 666 - 212 - 00	DIODE	2	*							
4	3650 - 261 - 261 - 00	LINK,FUSIBLE	1	*							
5	4319 - 601 - 004 - 00	FUSE/250V2A	1	*							
6	1687 - 690 - 220 - 00	HARNESS/ENGINE/4P	1	*							
7	1593 - 623 - 503 - 00	CAP,FUSE BOX	1	*							
8	1560 - 664 - 264 - 00	FUSE,BLADE	4	*							
9	1600 - 624 - 004 - 00	HARNESS,OIL PRESSURE	1	*							
10	1342 - 402 - 006 - 00	BAND,WIRE/250	2	*							
11	1560 - 695 - 015 - 00	CLAMP	1	*							
12	1614 - 690 - 002 - 00	CLAMP/HOSE	3	*							
13	1376 - 402 - 003 - 00	BAND,WIRE/140	9	*							
14	1425 - 621 - 004 - 00	CLAMP,HARNESS	4	*							
15	1687 - 690 - 200 - 00	HARNESS/MAIN/E4 ASSY	1	*							
16	1614 - 690 - 212 - 00	CLIP/CABLE	2	*							
17	1560 - 666 - 212 - 00	DIODE	1	*							
18	1581 - 621 - 290 - 00	RELAY/4P	1	*							
19	1617 - 690 - 220 - 00	BRACKET/RELAY COMP	1	*							
20	V201 - 260 - 808 - 00	BOLT/M 8X80	1	*							
21	V401 - 160 - 008 - 00	WASHER,SP/M 8	1	*							
22	V411 - 260 - 008 - 00	WASHER,PL/M 8	1	*							
23	1376 - 402 - 003 - 00	BAND,WIRE/140	3	*							
24	1425 - 621 - 004 - 00	CLAMP,HARNESS	2	*							
25	1687 - 690 - 210 - 00	HARNESS/REAR/E4 ASSY	1	*							

[illegible]

[illegible]

FIG.105 LABEL (FRANCE) (TF330 – E4) (OPTION)

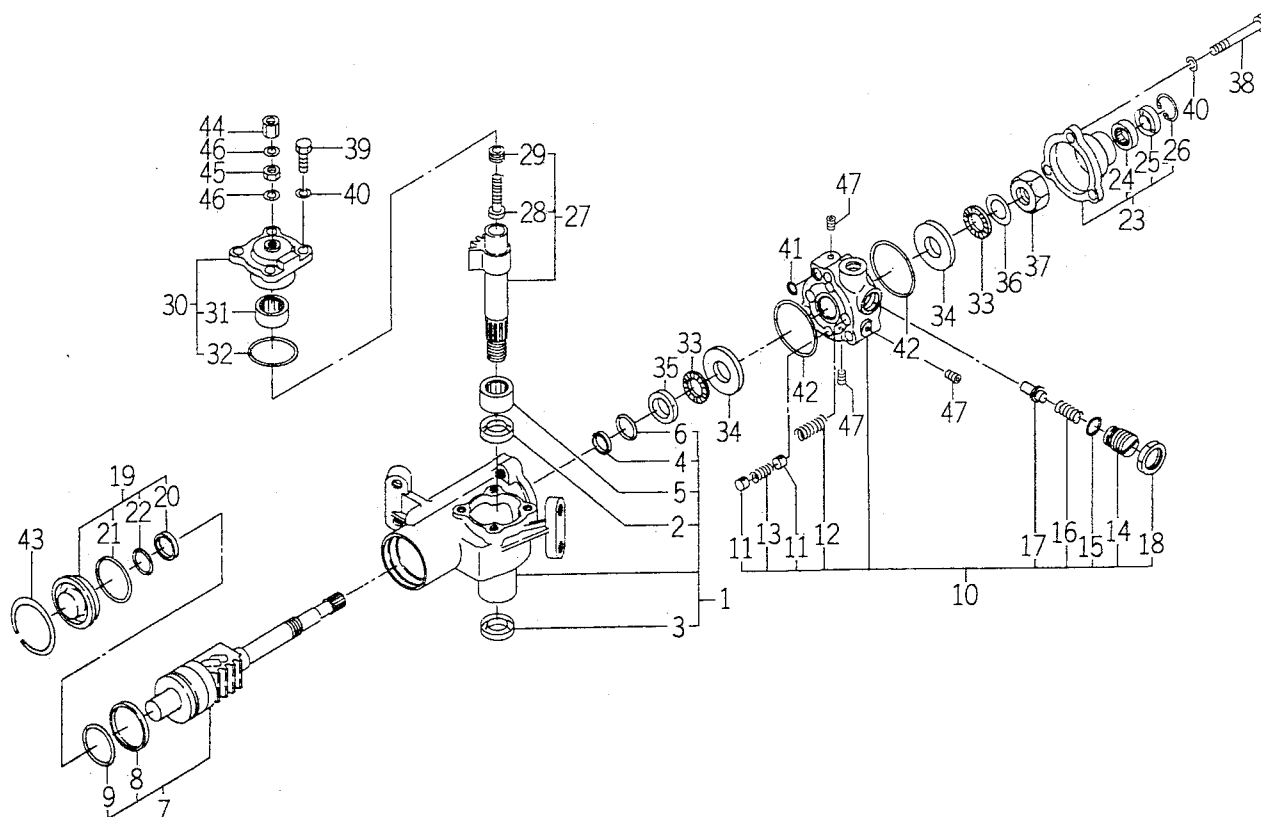


1620-904A

[illegible]

[illegible]

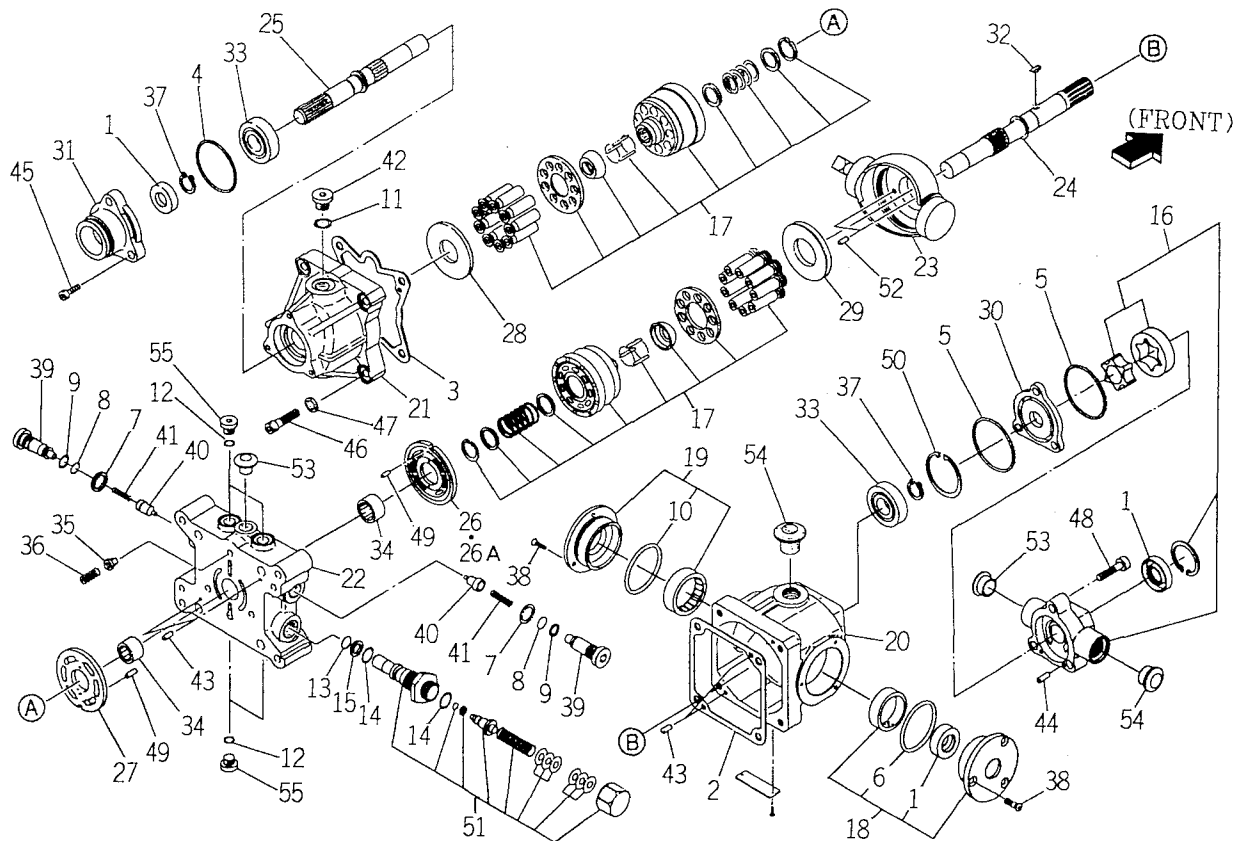
FIG. 108 COMPONENT PARTS FOR 1614-407-210-10, 20 ON FIG. 55



1614-4072

KEY	PART CODE	DESCRIPTION	QTY	TYPE OF MODEL		I T C	C O L	G R P	REMARKS
				TF330					
1	1614 - 407 - 320 - 00	CASE/GEAR ASSY	1	*					
2	1614 - 407 - 322 - 00	SEAL/OIL	1	*					
3	1614 - 407 - 323 - 00	SEAL	1	*					
4	1614 - 407 - 324 - 00	SEAL	1	*					
5	1614 - 407 - 325 - 00	BEARING/NEEDLE	1	*					
6	V723 - 102 - 002 - 50	O - RING	1	*					
7	1614 - 407 - 330 - 00	SHAFT/SCREW ASSY	1	*					
8	1614 - 407 - 331 - 00	SEAL	1	*					
9	V721 - 103 - 104 - 50	O - RING/G45	1	*					
10	1614 - 407 - 340 - 10	VALVE ASSY	1	*					
11	1550 - 408 - 322 - 00	PISTON	4	*					
12	1614 - 407 - 341 - 00	SPRING	2	*					
13	1550 - 408 - 323 - 00	SPRING, COIL	2	*					
14	1550 - 408 - 325 - 00	BOLT	1	*					
15	1550 - 408 - 324 - 00	O - RING	1	*					
16	1444 - 408 - 312 - 00	SPRING, COIL	1	*					
17	1513 - 408 - 217 - 00	POPPET	1	*					
18	1550 - 408 - 326 - 00	NUT	1	*					
19	1614 - 407 - 350 - 00	COVER/END ASSY	1	*					
20	1614 - 407 - 324 - 00	SEAL	1	*					
21	1550 - 408 - 302 - 00	O - RING	1	*					
22	V723 - 102 - 002 - 50	O - RING	1	*					
23	1614 - 407 - 360 - 00	COVER/TOP ASSY	1	*					
24	1614 - 407 - 362 - 00	BEARING/NEEDLE	1	*					
25	1614 - 407 - 363 - 00	SEAL/OIL	1	*					

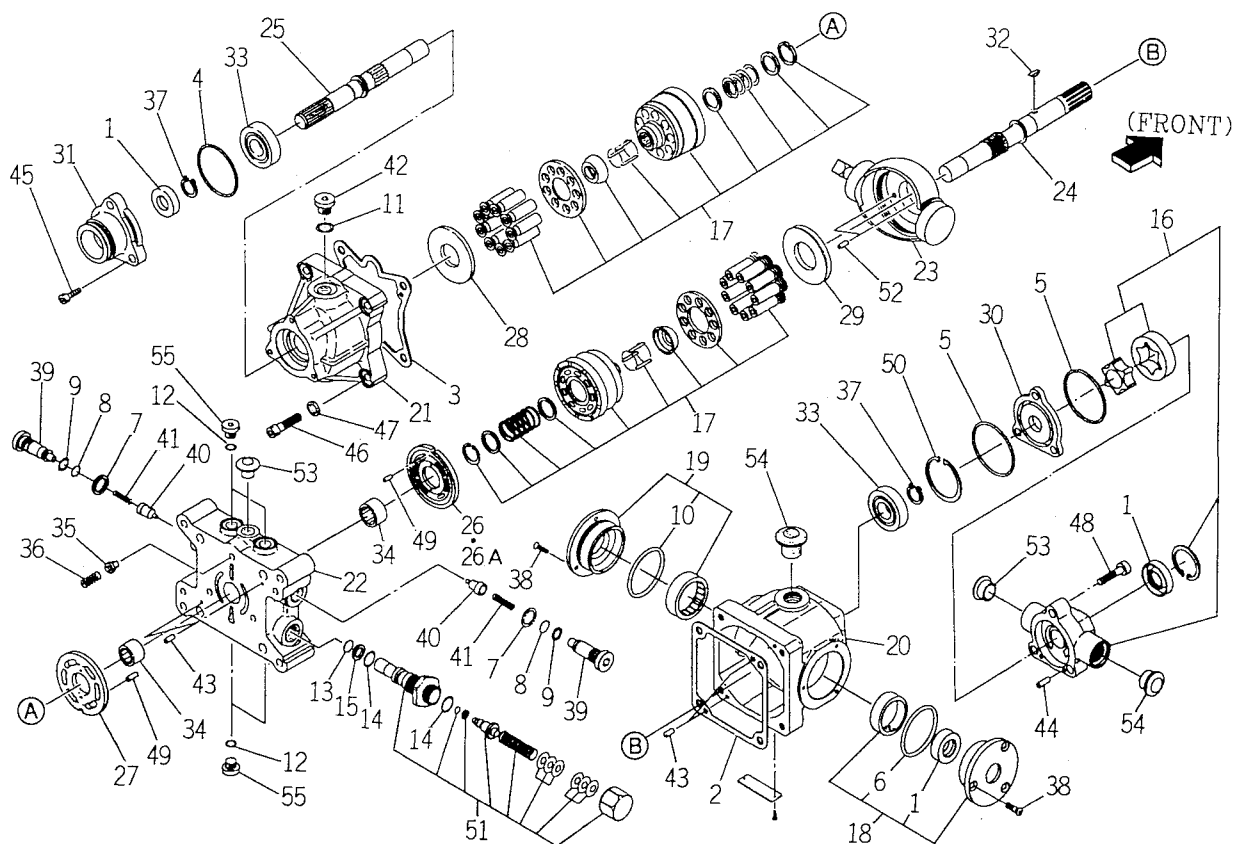
FIG. 109 COMPONENT PARTS FOR 1622-202-500-00, 10 ON FIG. 18



1622-2025

KEY	PART CODE	DESCRIPTION	QTY	TYPE OF MODEL		I T C	C O L	G R P	REMARKS
				TF330					
1	1622 - 202 - 517 - 00	SEAL/OIL	3	*					
2	1622 - 202 - 518 - 00	GASKET	1	*					
3	1622 - 202 - 519 - 00	GASKET	1	*					
4	V723 - 102 - 007 - 00	RING/O	1	*					
5	V723 - 102 - 007 - 10	RING/O	2	*					
6	V721 - 103 - 106 - 50	O - RING/G65	1	*					
7	1620 - 202 - 528 - 00	BONDEDSEAL	2	*					
8	V720 - 102 - 401 - 40	O - RING/P14	2	*					
9	V730 - 101 - 801 - 40	RING/BACKUP	2	*					
10	V723 - 102 - 006 - 70	RING/O	1	*					
11	V720 - 112 - 401 - 40	O - RING/P14	1	*					
12	V720 - 112 - 401 - 10	RING/O	4	*					
13	V720 - 102 - 401 - 20	O - RING/P12	1	*					
14	V720 - 112 - 401 - 80	O - RING/P18	2	*					
15	V730 - 101 - 601 - 20	RING/BACKUP	1	*					
16	1622 - 202 - 540 - 00	CHARGE PUMP ASSY	1	*					
17	1622 - 202 - 550 - 00	CYLINDER BLOCK ASSY	1	*					
18	1622 - 202 - 560 - 00	COVER/A ASSY	1	*					
19	1622 - 202 - 570 - 00	COVER/B ASSY	1	*					
20	1622 - 202 - 501 - 00	CASE	1	*					
21	1622 - 202 - 502 - 00	CASE	1	*					
22	1622 - 202 - 503 - 00	PORT BLOCK	1	*					
23	1622 - 202 - 504 - 00	PLATE/SWASH	1	*					
24	1622 - 202 - 505 - 00	SHAFT	1	*					
25	1622 - 202 - 506 - 00	SHAFT	1	*					

FIG. 109 COMPONENT PARTS FOR 1622-202-500-00, 10 ON FIG. 18



1622-2025

KEY	PART CODE	DESCRIPTION	QTY	TYPE OF MODEL		I T C	C O L	G R P	REMARKS
				TF330					
26	1622 - 202 - 507 - 00	PLATE/VALVE	1	1- -126					
26A	1622 - 202 - 507 - 10	PLATE/VALVE	1	127-		1			
27	1622 - 202 - 508 - 00	PLATE/VALVE	1	*					
28	1622 - 202 - 509 - 00	PLATE/THRUST	1	*					
29	1622 - 202 - 511 - 00	PLATE/THRUST	1	*					
30	1622 - 202 - 512 - 00	PLATE	1	*					
31	1622 - 202 - 513 - 00	COVER	1	*					
32	1622 - 202 - 514 - 00	KEY	1	*					
33	1622 - 202 - 515 - 00	BEARING/BALL	2	*					
34	1622 - 202 - 516 - 00	BEARING/NEEDLE	2	*					
35	1620 - 202 - 517 - 00	VALVE	1	*					
36	1620 - 202 - 518 - 00	SPRING	1	*					
37	V704 - 140 - 025 - 00	RING,SNAP/25 C	2	*					
38	V112 - 166 - 001 - 60	SCREW/M6X14	6	*					
39	1620 - 202 - 525 - 00	PLUG	2	*					
40	1622 - 202 - 521 - 00	POPPET	2	*					
41	1620 - 202 - 527 - 00	SPRING	2	*					
42	1620 - 202 - 536 - 00	PLUG	1	*					
43	1620 - 202 - 531 - 00	PIN	4	*					
44	1622 - 202 - 522 - 00	PIN	2	*					
45	V220 - 540 - 602 - 00	SCREW/SOCKET	3	*					
46	1620 - 202 - 519 - 00	BOLT	4	*					
47	V411 - 260 - 010 - 00	WASHER/M10	4	*					
48	V220 - 540 - 803 - 50	SCREW/SOCKET	4	*					
49	1620 - 202 - 524 - 00	PIN	2	*					

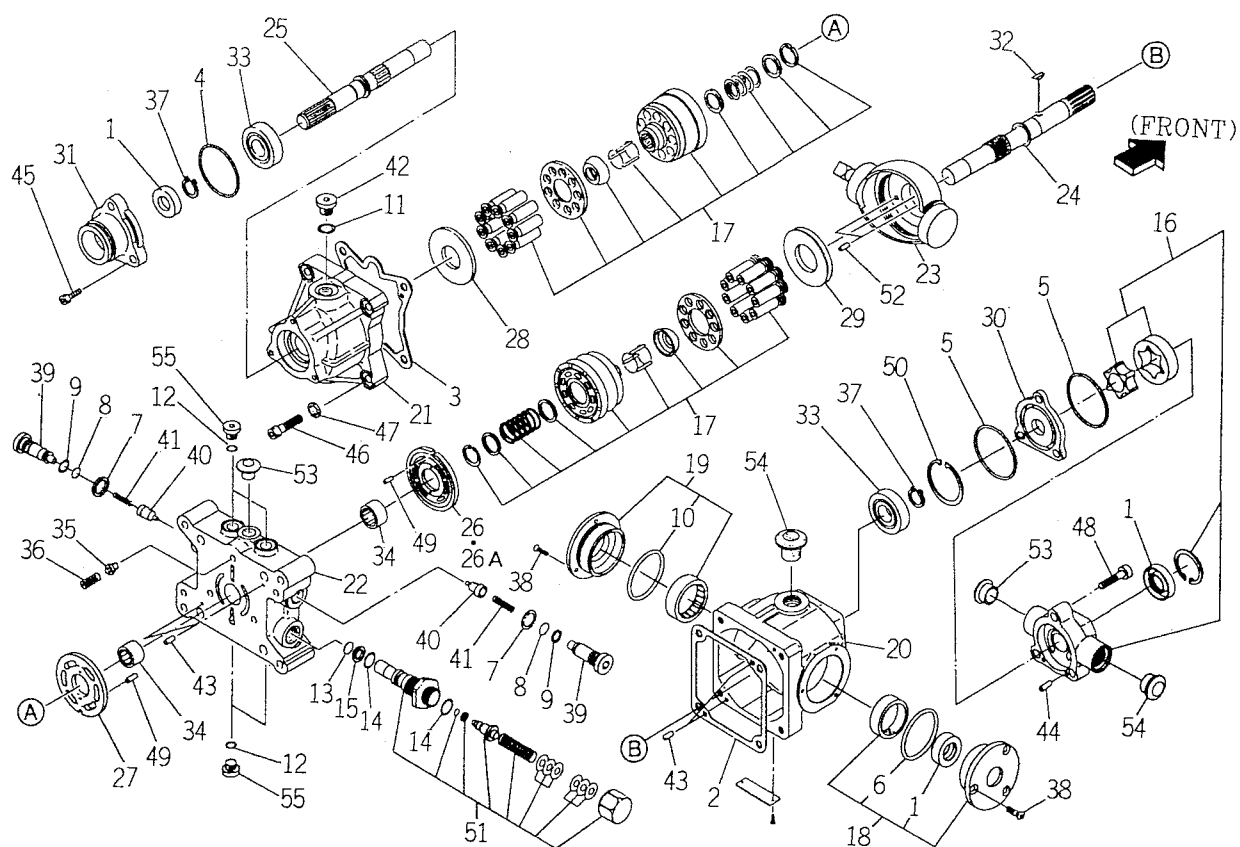
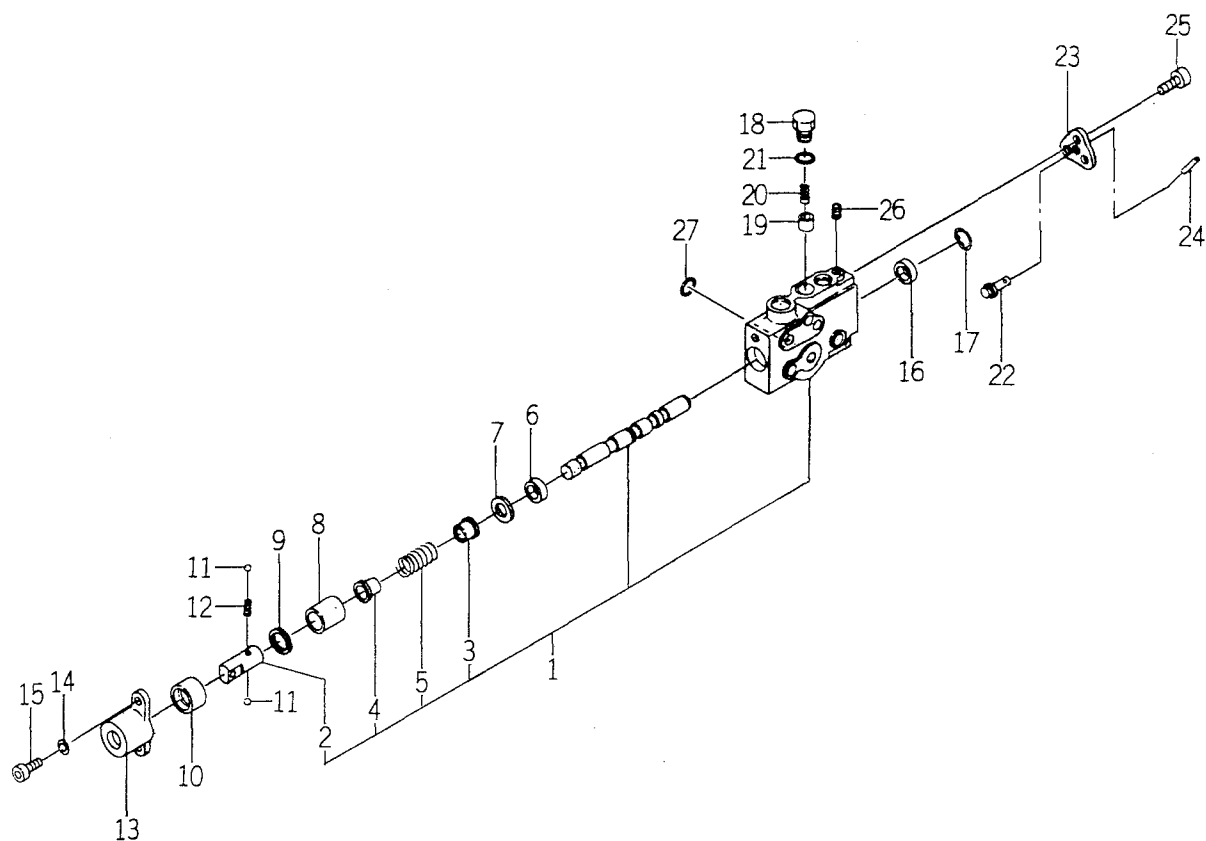
[illegible]

FIG. 110 COMPONENT PARTS FOR 1640-530-600-00 ON FIG. 70, 71

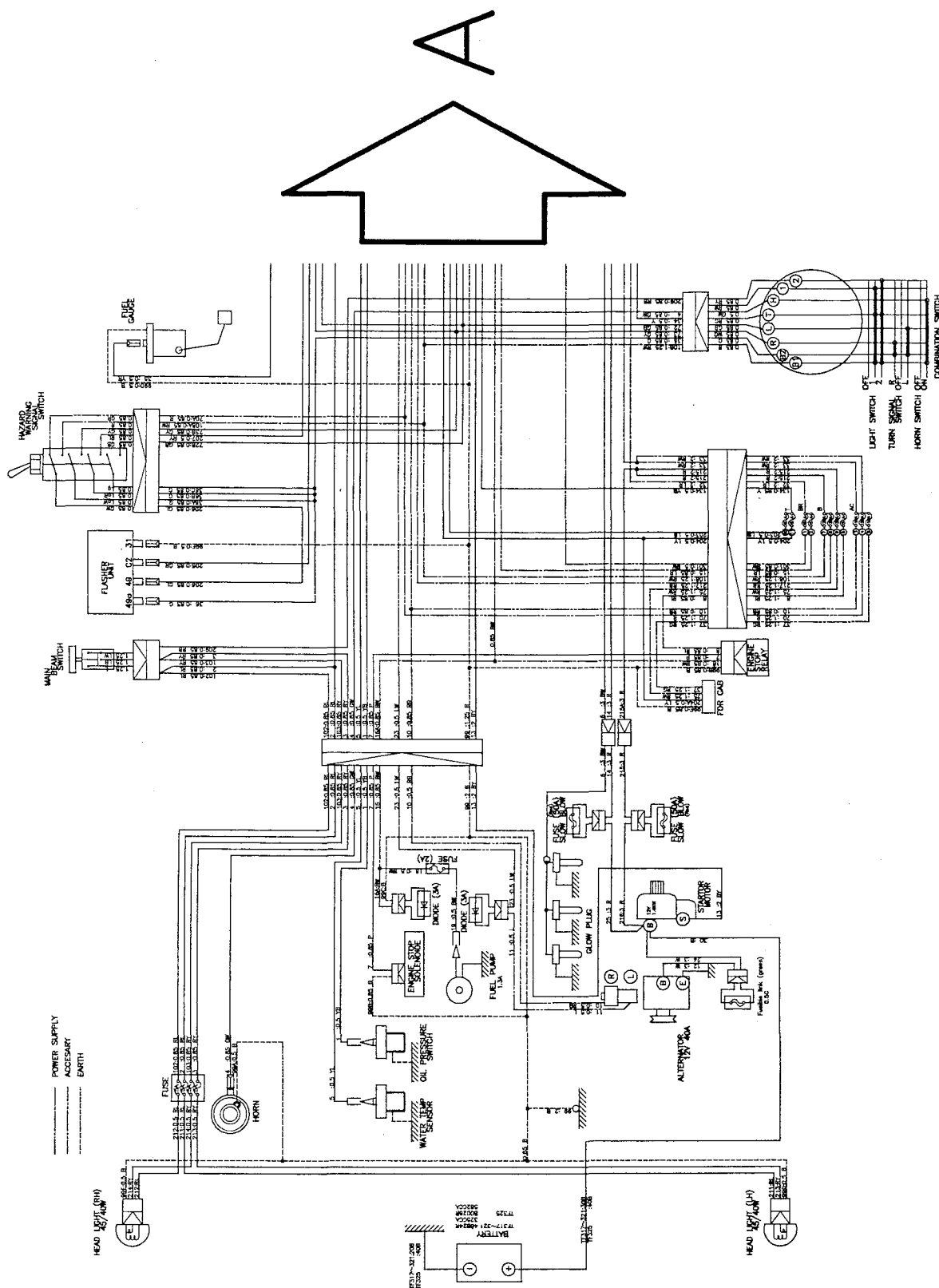


1640-5306

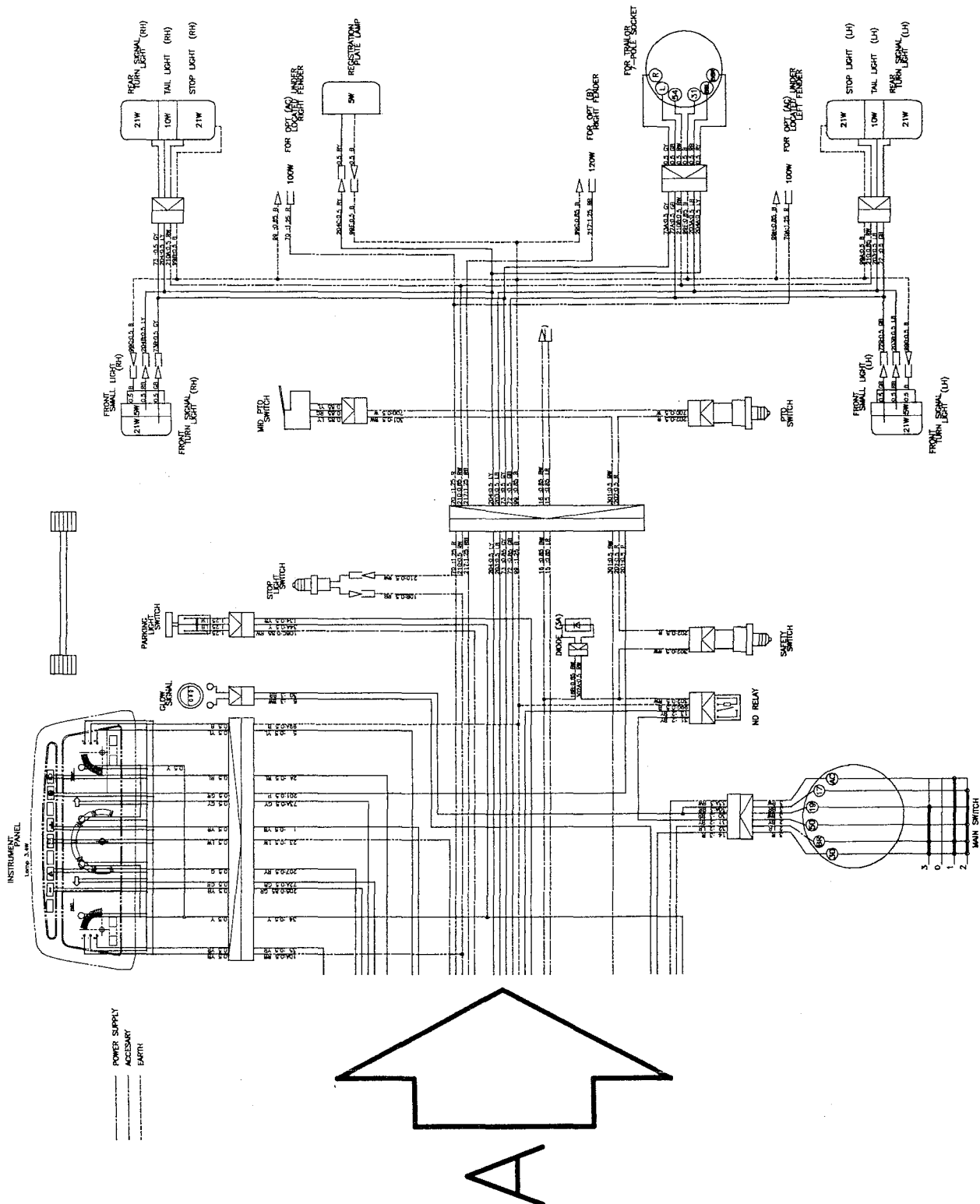
KEY	PART CODE	DESCRIPTION	QTY	TYPE OF MODEL		I T C	C O L	G R P	REMARKS
				TF330					
1	1640 - 530 - 610 - 00	VALVE SET	1	T					
2	1640 - 530 - 613 - 00	HEAD/SPOOL	1	T					
3	1640 - 530 - 614 - 00	STOPPER/SPRING/A	1	T					
4	1640 - 530 - 615 - 00	STOPPER/SPRING/B	1	T					
5	K211 - 012 - 006 - 00	SPRING/HC042	1	T					
6	K211 - 004 - 007 - 00	SEAL,OIL/TC4,14247	1	T					
7	K211 - 004 - 006 - 00	COLLAR	1	T					
8	1640 - 530 - 622 - 00	SLEEVE	1	T					
9	1640 - 530 - 623 - 00	COLLAR/19X28X02	1	T					
10	1640 - 530 - 624 - 00	SLEEVE/DETENT	1	T					
11	V682 - 200 - 000 - 60	BALL	2	T					
12	1640 - 530 - 625 - 00	SPRING/HC015	1	T					
13	1640 - 530 - 626 - 00	COVER	1	T					
14	V401 - 160 - 008 - 00	WASHER,SP/M 8	2	T					
15	V220 - 540 - 802 - 00	SCREW/SOCKET	2	T					
16	K211 - 004 - 007 - 00	SEAL,OIL/TC4,14247	1	T					
17	V705 - 140 - 024 - 00	RING,SNAP	1	T					
18	1640 - 530 - 628 - 00	PLUG/M14	1	T					
19	1640 - 530 - 629 - 00	POPPET	1	T					
20	K110 - 001 - 106 - 00	SPRING	1	T					
21	V720 - 112 - 401 - 20	O - RING/P12	1	T					
22	1640 - 530 - 631 - 00	SPOOL/DELECT	1	T					
23	1640 - 530 - 632 - 00	PLATE	1	T					
24	V580 - 140 - 302 - 50	SPRING PIN (W)	1	T					
25	V220 - 540 - 601 - 00	BOLT	3	T					

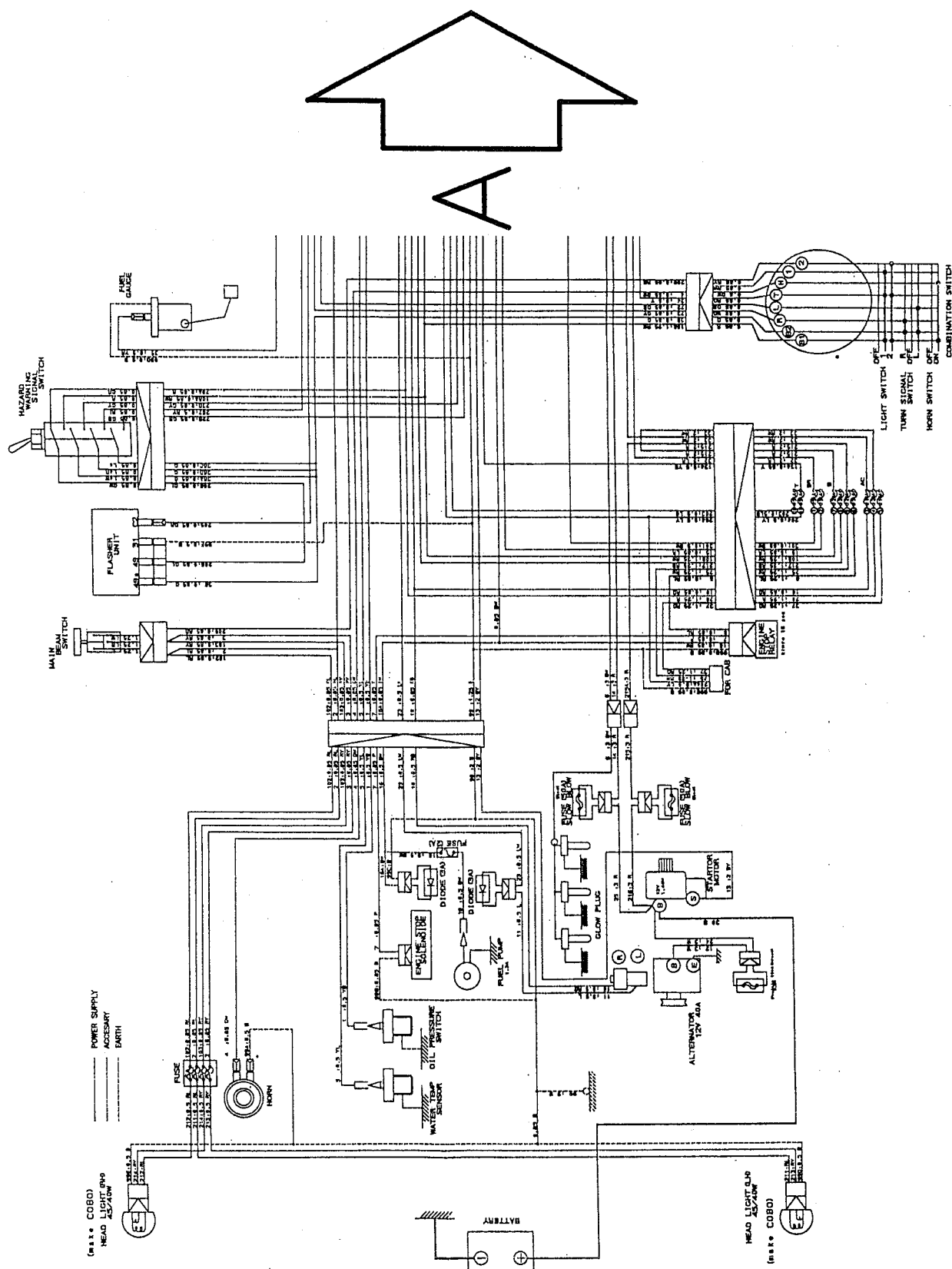
[illegible]

WIRING DIAGRAM (1) FOR TF330 – E42D

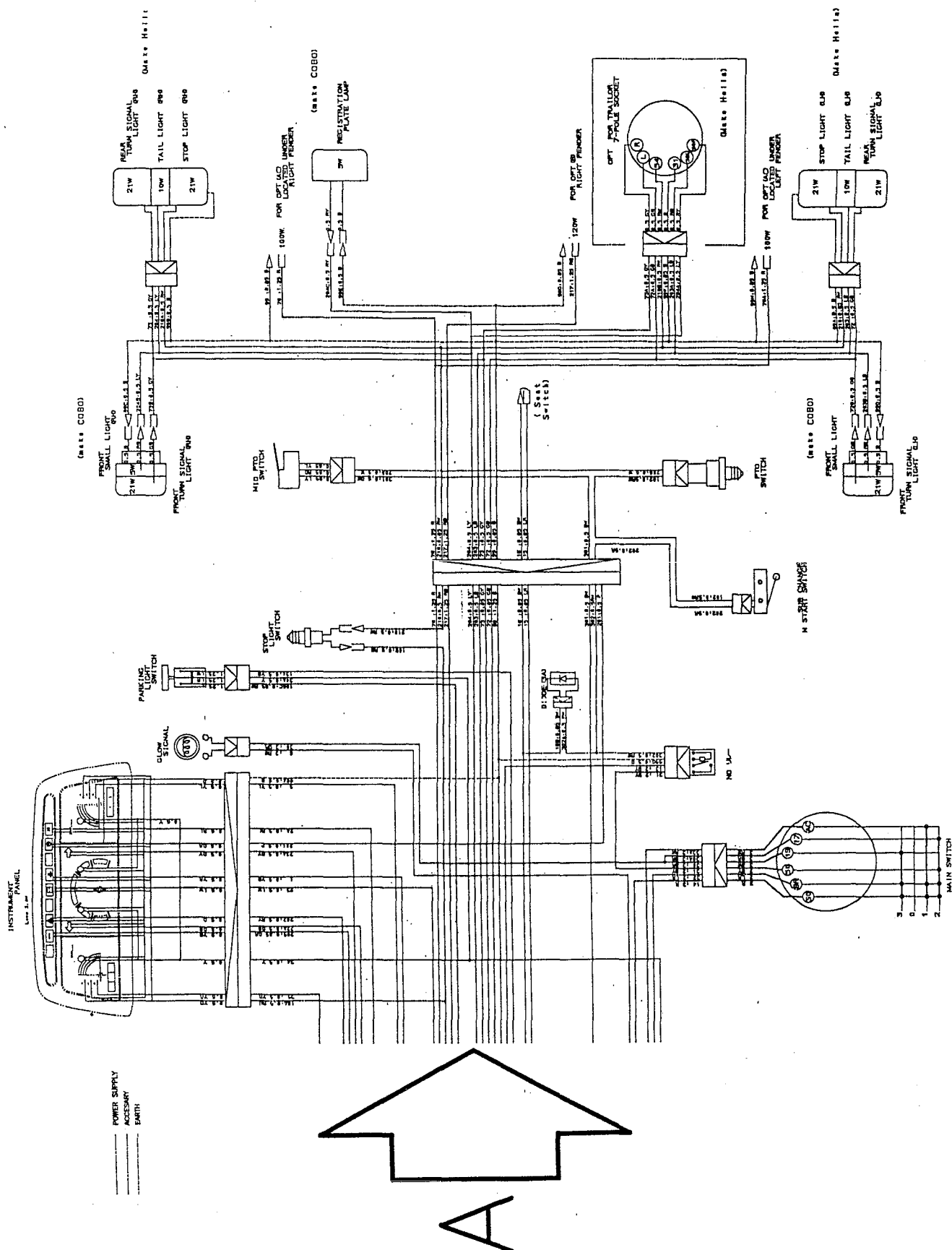


WIRING DIAGRAM (2) FOR TF330 – E42D





WIRING DIAGRAM (2) FOR TF330 – E4



NUMERICAL INDEX

6005-097-150-00

PART CODE	FIG. KEY	PART CODE	FIG. KEY	PART CODE	FIG. KEY
J061-210-015-00	17 23	6209-030-005-00	9 8	6211-311-013-00	9 40
J062-076-082-00	21 4	6209-030-006-00	9 9	6211-312-005-00	9 28
P117-303-003-00	9 23		17 28	6211-312-006-00	9 41
V195-164-008-30	2 4	6209-030-043-00	20 18	6211-319-003-00	9 44
V201-361-207-00	22 8	6209-030-044-00	18 4	6211-322-002-00	9 53
V211-560-802-00	9 12	6209-030-091-00	8 3	6211-341-025-30	8 1
	17 27	6209-031-083-00	22 5	6211-361-022-20	7 1
	20 7	6209-037-007-00	9 14	6211-510-008-00	5 11
	22 3	6209-046-001-00	9 16	6211-511-007-00	5 12
V211-560-802-50	3 3	6209-050-001-00	9 33	6211-511-008-00	5 13
	4 3	6209-050-002-00	9 34	6211-530-008-00	6 1
	17 19	6209-360-011-00	21 3	6211-540-008-00	6 3
V220-540-602-00	16 7	6209-360-031-00	2 9	6211-599-004-00	5 14
V251-340-806-00	5 21	6209-409-001-00	9 19		6 2
V341-120-008-00	9 20	6209-409-003-00	11 18		6 4
V401-160-012-00	22 9	6209-440-002-00	13 7	6211-711-005-00	1 6
V411-260-006-00	20 41	6209-490-002-00	2 7	6211-715-006-00	1 5
V600-110-600-40	20 14	6209-580-002-10	20 38	6211-721-003-10	1 7
V600-110-600-50	9 49	6209-605-003-00	9 2	6211-721-004-00	1 8
V600-110-620-30	20 13	6209-605-004-00	1 4	6211-751-001-10	2 5
V600-150-600-20	15 7	6209-605-005-10	5 30	6211-760-016-10	5 29
V682-200-000-60	1 10	6209-610-001-00	5 4	6211-777-007-20	10 1
V704-140-016-00	11 16	6209-610-003-00	1 3	6212-111-039-20	13 1
V705-140-012-00	9 32		5 6	6212-114-039-20	14 1
V710-140-004-00	20 23	6209-610-004-00	9 3	6212-116-039-20	14 3
	20 34	6209-625-002-00	9 7	6212-121-013-10	13 2
V720-101-900-80	20 37	6209-625-003-10	5 15	6212-124-013-10	14 2
V720-102-401-80	7 3	6209-630-002-10	23 7	6212-126-013-10	14 4
V720-113-502-20	16 9	6209-740-001-00	9 27	6212-230-005-00	13 5
V721-103-104-00	17 12	6209-749-001-10	5 16	6212-235-002-00	13 6
V721-103-105-00	17 16		9 46	6212-261-009-10	13 8
V723-102-002-40	9 37	6209-940-004-00	11 15	6212-263-009-00	6 5
V723-102-005-00	9 45	6211-110-045-40	1 1	6212-264-009-00	6 6
V723-102-005-50	17 31	6211-141-023-40	1 11	6212-310-011-20	15 1
1373-121-001-00	22 4	6211-150-033-10	1 2	6212-330-038-00	15 5
1425-621-004-00	9 15	6211-170-007-20	2 1	6212-336-001-00	15 8
2145-161-211-00	27 16	6211-173-005-00	2 6	6212-371-021-10	15 10
3625-301-002-00	7 2	6211-179-011-20	2 2	6212-379-001-00	15 11
3625-540-004-00	9 39	6211-210-056-00	5 1	6212-511-005-00	12 1
3640-586-004-00	21 5	6211-258-001-00	5 9	6212-521-002-00	15 3
6115-639-008-00	25 51	6211-258-002-00	5 10	6212-522-004-00	12 2
6209-000-002-00	11 19	6211-291-010-00	2 3	6212-523-006-30	12 6
6209-000-005-00	1 12	6211-291-013-00	5 25	6212-524-006-00	20 11
6209-000-006-00	5 2	6211-292-001-20	5 26	6212-530-005-10	9 48
6209-000-013-00	15 9	6211-310-009-20	9 1	6212-531-008-20	5 8

PART CODE	FIG. KEY	PART CODE	FIG. KEY	PART CODE	FIG. KEY
6212-535-007-00	12 4	6213-660-016-00	18 1	6215-531-006-10	20 35
6212-535-009-00	20 15	6213-669-008-00	18 3	6215-541-001-00	20 20
6212-551-008-00	11 1	6213-671-011-00	18 5	6215-541-016-20	20 25
6212-552-008-00	11 2	6213-674-006-10	22 2	6215-541-022-10	20 36
6212-561-003-00	11 3	6213-711-004-00	17 30	6215-542-004-20	9 22
6212-563-001-00	11 4	6213-716-001-40	17 24	6215-542-005-00	9 24
6212-565-001-00	11 5	6213-721-003-00	17 25	6215-542-006-00	20 22
6212-569-002-00	1 9	6213-721-007-00	5 23	6215-543-002-10	20 21
6212-571-002-20	11 6	6213-729-001-00	17 22	6215-546-003-00	9 18
6212-575-003-00	11 7	6213-743-002-10	17 26	6215-549-006-00	20 29
6212-600-009-10	11 8	6214-110-003-00	3 1	6215-549-007-00	20 39
6212-611-004-10	11 9	6214-115-003-10	3 2	6215-549-009-00	20 30
6212-616-002-00	11 17	6214-141-023-00	4 1	6215-549-010-00	20 31
6212-619-001-20	11 20	6214-145-004-20	4 2	6215-549-012-00	20 43
6212-620-008-10	11 10	6215-300-005-00	19 1	6215-549-013-00	5 28
6212-621-008-10	11 11	6215-311-005-00	24 1	6215-549-023-00	20 32
6212-626-002-10	11 12	6215-315-002-00	19 2	6215-549-024-00	20 33
6212-628-006-00	11 13	6215-315-005-00	19 4	6215-549-027-10	20 27
6212-628-007-00	11 14	6215-315-006-00	19 3	6215-549-028-00	20 26
6213-100-004-20	16 1	6215-315-007-00	19 5	6215-549-031-10	20 24
6213-111-002-10	16 2	6215-330-007-00	24 2	6215-549-035-00	20 28
6213-119-001-00	16 6	6215-332-002-00	24 16	6215-600-078-00	20 1
6213-120-002-10	16 3	6215-339-002-00	24 15	6215-611-008-00	25 1
6213-125-002-00	16 4	6215-342-002-00	24 3	6215-619-023-00	25 50
6213-129-003-00	16 5	6215-343-002-00	24 4	6215-619-024-00	25 52
6213-140-012-00	16 8	6215-345-044-00	24 5	6215-621-018-00	20 10
6213-149-003-20	16 10	6215-345-045-00	24 6	6215-622-003-00	25 11
6213-160-002-00	9 29	6215-345-046-00	24 7	6215-629-017-00	25 12
6213-161-001-00	9 30	6215-345-047-00	24 8	6215-629-035-00	25 13
6213-164-001-00	9 31	6215-345-048-00	24 9	6215-629-036-00	25 25
6213-240-002-00	16 12	6215-345-049-00	24 10	6215-629-037-00	25 26
6213-319-001-00	5 24	6215-345-050-00	24 11	6215-629-038-00	25 27
6213-610-005-30	17 1	6215-345-051-00	24 12	6215-629-039-00	25 28
6213-611-003-20	17 2	6215-345-052-00	24 13	6215-629-040-00	25 29
6213-612-004-00	17 9	6215-345-053-00	24 14	6215-629-041-00	25 30
6213-613-002-10	17 8	6215-355-003-00	24 18	6215-629-042-00	25 31
6213-619-002-00	17 11	6215-359-003-00	24 17	6215-629-043-00	25 32
6213-619-003-00	17 10	6215-359-004-00	24 19	6215-629-044-00	25 33
6213-619-006-00	17 15	6215-359-006-00	25 53	6215-629-045-00	25 34
6213-621-003-00	17 6	6215-411-052-00	19 6	6215-629-046-00	25 35
6213-622-002-10	17 5	6215-411-053-10	19 7	6215-629-047-00	25 36
6213-631-002-00	17 3	6215-411-054-00	19 8	6215-629-048-00	25 37
6213-631-005-00	17 4	6215-412-004-00	21 1	6215-629-049-00	25 38
6213-641-012-00	18 2	6215-520-001-00	20 17	6215-629-050-00	25 39
6213-642-002-00	17 7	6215-526-001-10	20 19	6215-629-051-00	25 40

6005-097-150-00

PART CODE	FIG. KEY		PART CODE	FIG. KEY		PART CODE	FIG. KEY	
6215-629-052-00	25	41	6281-129-003-00	26	19	6511-321-083-00	9	52
6215-629-053-00	25	42	6281-129-005-00	26	14	6512-211-018-00	13	3
6215-629-054-00	25	43	6281-129-038-00	26	3	6513-770-022-10	17	29
6215-629-055-00	25	44	6281-129-039-00	26	4	6581-117-007-00	26	12
6215-629-056-00	25	45	6281-129-040-00	26	7	6581-129-092-00	26	17
6215-629-058-00	25	46	6281-129-041-00	26	9	6581-129-099-00	26	6
6215-629-059-00	25	47	6281-129-042-00	26	15	6582-450-018-00	23	2
6215-629-060-00	25	17	6281-129-043-00	26	16	6894-453-344-00	5	22
6215-629-061-00	25	18	6281-129-044-00	26	18	6901-050-850-00	9	13
6215-629-062-00	25	19	6281-151-009-00	26	13	6901-055-855-00	11	21
6215-629-063-00	25	20	6281-200-008-10	22	1	6901-066-645-00	15	12
6215-629-064-00	25	21	6281-213-012-00	27	7	6901-910-612-00	5	27
6215-629-065-00	25	22	6281-214-003-00	27	12		7	4
6215-629-066-00	25	23	6281-214-004-00	27	13		12	5
6215-629-067-00	25	24	6281-215-001-00	27	17		20	16
6215-631-008-00	25	2	6281-216-001-00	27	18		23	8
6215-634-003-00	25	14	6281-221-001-00	27	4	6901-910-616-00	9	38
6215-635-004-00	25	8	6281-222-004-00	27	1	6901-910-816-00	16	11
6215-635-005-00	25	49	6281-229-002-00	27	2	6901-910-828-00	17	32
6215-637-004-00	25	48	6281-229-003-00	27	3	6901-910-845-00	17	18
6215-639-008-00	25	15	6281-229-004-00	27	6	6901-911-020-00	10	2
6215-639-009-00	25	16	6281-229-005-00	27	5	6901-911-025-00	8	4
6215-641-002-00	25	3	6281-229-006-00	27	8	6902-050-816-00	9	42
6215-643-005-00	25	4	6281-229-007-00	27	9	6904-110-822-00	5	20
6215-644-006-00	25	6	6281-229-008-00	27	10		9	4
6215-649-008-00	25	5	6281-229-009-00	27	11		9	47
6215-649-009-00	25	7	6281-229-011-00	27	15	6904-110-840-00	5	19
6215-649-010-00	25	9	6281-229-012-00	27	19		17	17
6215-649-011-00	25	10	6281-229-013-00	27	20	6904-110-850-00	9	6
6219-310-003-00	9	36	6281-229-014-00	27	21	6904-110-855-00	9	5
6219-732-012-00	23	4	6281-229-015-00	27	22	6908-000-716-00	12	3
6219-752-006-00	20	2	6281-229-016-00	27	23		20	12
6219-752-007-00	20	3	6281-229-017-00	27	24	6908-000-750-00	15	4
6219-752-008-00	20	4	6281-229-018-00	27	25	6908-160-612-00	5	18
6219-752-009-00	20	5	6281-229-029-00	27	14	6908-160-816-00	5	17
6219-752-010-00	20	6	6281-229-041-00	26	22	6908-161-018-00	15	2
6281-100-002-10	22	7	6281-271-002-00	27	26	6908-161-022-00	8	2
6281-111-005-00	26	1	6281-410-002-20	23	3	6909-110-406-00	9	35
6281-115-008-00	26	10	6281-420-001-00	23	5		20	40
6281-115-009-00	26	20	6281-910-003-00	23	6	6909-110-408-00	9	50
6281-115-010-00	26	23	6281-920-001-00	23	9		9	54
6281-116-004-00	26	11	6281-971-003-00	23	1	6909-110-410-00	22	6
6281-121-006-00	26	2	6509-000-227-00	9	43	6909-110-508-00	9	10
6281-123-005-00	26	8	6509-360-912-10	21	2		11	22
6281-124-007-00	26	5	6509-605-019-10	5	7		17	13

[illegible]

NUMERICAL INDEX

1687-097-100-10

PART CODE	FIG. KEY		PART CODE	FIG. KEY		PART CODE	FIG. KEY	
J061-108-016-00	55	31A	P112-711-201-00	35	8	V201-260-806-50	5	10
J061-114-024-00	40	31	P120-605-031-00	47	5	V201-260-807-00	69	2
J061-116-025-00	55	26		48	5	V201-260-808-00	98	20
	55	31	V111-164-001-60	93	9		99	20
J061-116-028-00	40	6	V111-166-001-00	91	2	V201-261-004-00	47	10
J061-125-040-00	72	9	V111-166-004-00	65	4		48	10
J061-210-015-00	1	21	V112-166-001-60	109	38		69	14
J061-211-013-00	5	18	V120-264-000-80	96	7		69	18
J061-224-032-00	1	17		97	7		72	37
J061-230-038-00	1	15	V120-264-001-00	95	11	V201-261-004-50	75	9
J061-232-040-00	72	9A	V120-265-001-00	96	9	V201-261-005-00	40	24
J061-234-042-00	1	14		97	9	V201-261-005-50	64	9
	1	18	V120-265-003-00	98	41	V201-261-008-00	64	8
J061-249-060-00	3	9		99	41		70	3
J061-252-063-00	3	11	V120-266-002-00	83	11	V201-261-009-00	40	21
J062-087-093-00	5	24		84	11	V201-261-011-00	64	7
J062-104-111-00	5	20	V120-364-002-50	97	23	V201-261-012-00	71	3
J062-111-120-00	5	19		97	35	V201-261-202-00	40	33
K110-001-106-00	110	20	V120-365-002-00	93	21	V201-261-202-50	56	6
K135-002-009-00	55	14		93	35	V201-261-203-00	73	40
	72	23		94	12	V201-261-203-50	59	9
K135-017-006-00	55	9		94	26	V201-261-603-00	44	12
	72	18	V120-366-001-60	78	10	V201-360-801-20	1	9
K135-020-000-00	55	7		98	35	V201-360-801-60	1	10
K135-020-100-00	55	8		99	35	V201-360-803-50	36	5
K135-022-000-00	72	16	V120-376-001-60	95	21	V201-361-004-50	36	2
K135-022-100-00	72	17	V120-376-002-00	78	7	V201-361-005-00	30	5
K200-014-007-00	110	26	V195-163-010-40	95	13		31	3
K211-001-006-20	67	6	V195-164-016-40	95	14	V201-361-006-00	10	5
K211-001-007-00	67	7	V200-260-402-50	96	35		43	8
K211-001-008-00	67	8	V200-260-501-0B	6	5	V201-361-006-50	43	9
K211-004-006-00	110	7	V200-260-605-00	72	13	V201-361-011-00	47	12
K211-004-007-00	110	6	V201-260-801-60	24	15		48	12
	110	16		93	28	V201-361-202-50	60	39
K211-012-006-00	110	5		93	42	V201-361-203-00	29	3
K211-026-000-00	67	4		94	19		56	2
K211-026-100-00	67	5		94	33		64	13
K231-004-006-00	64	19	V201-260-802-50	37	16		74	3
K231-004-007-00	64	21		38	16	V201-361-203-50	73	8
K231-006-000-10	64	16		67	14	V201-361-204-00	64	14
K250-015-000-00	64	24	V201-260-803-50	16	18		73	7
K250-035-000-10	72	41		57	10A	V201-361-206-50	85	10
P103-601-005-00	76	19		75	20		86	6
P103-931-004-00	107	10A	V201-260-804-00	37	23		87	6
P112-301-201-00	38	2		38	23	V201-361-403-50	59	16

PART CODE	FIG. KEY	PART CODE	FIG. KEY	PART CODE	FIG. KEY
V201-460-802-50	15 4	V211-260-802-00	10 17	V211-360-801-60	88 19
V201-461-002-50	85 5		10 24		88 21
	85 8		18 11		88 23
	86 16		37 15		89 5
	87 16		38 15		89 12
V201-461-202-00	100 20		39 7		89 19
V201-461-203-00	86 17		40 37		89 22
	87 17		72 15		89 24
V201-461-207-50	86 3		72 35		93 14
	86 7		85 2		94 5
	87 3		91 4		96 2
	87 7		92 3		97 2
V203-361-003-50	2 5	V211-260-802-50	22 6	V211-360-802-00	24 13
V203-361-203-00	55 5		23 7		30 30
V210-260-601-20	43 14		72 33		31 28
V210-260-603-00	55 35		72 46		70 19
	72 32	V211-260-803-00	49 6		71 21
V210-260-604-00	55 29	V211-260-803-50	57 10		76 18
V210-360-601-60	1 8		72 47		79 5
	55 39	V211-260-804-00	67 11		79 16
	77 11	V211-260-805-50	12 8		80 5
	83 9	V211-261-001-60	75 23		80 16
	84 9	V211-261-002-00	7 16		88 2
	96 20		8 16		89 2
	97 21	V211-261-003-00	64 6		90 2
V210-360-603-00	5 13	V211-261-003-50	64 5		98 43
V210-560-603-00	55 35A	V211-360-801-20	2 3		99 43
V210-560-604-00	55 29A	V211-360-801-60	5 22	V211-360-802-50	42 2
V211-260-801-60	30 23		6 2		49 8
	30 27		40 17		86 31
	31 21		55 18		87 31
	31 25		67 27	V211-360-803-00	12 5
	33 10		73 29		21 10
	33 12		74 13		54 14
	34 19		75 13	V211-360-804-00	1 26
	35 19		77 6	V211-360-804-50	21 11
	40 4		78 5	V211-361-002-00	7 14
	53 18		79 2		8 14
	57 8		80 2		32 4
	70 7		81 2		32 8
	70 9		81 6		32 12
	71 8		82 2		69 10
	71 10		82 7	V211-361-002-50	72 6
	93 48		88 5	V211-361-003-00	60 38
	94 39		88 12	V211-560-802-50	54 2

1687-097-100-10

PART CODE	FIG. KEY	PART CODE	FIG. KEY	PART CODE	FIG. KEY
V211-560-802-50	54 16	V304-260-008-00	16 19	V304-460-012-00	60 6
V211-561-002-00	66 11		22 7		73 38
V211-561-002-50	42 10		23 8		74 6
	73 5		36 11	V304-460-014-00	59 19
	86 24		36 12	V305-260-008-00	66 8
V211-561-003-00	86 26		37 7	V328-262-110-00	9 6
	87 24		37 17		53 3
	87 26		37 20	V328-262-112-00	61 13
	10 6		38 7	V335-460-020-00	55 3
	13 3		38 17	V350-160-006-00	76 15
V211-561-003-50	14 3		38 20		77 3
	30 6		39 12	V361-260-006-00	83 12
	31 4		47 24		84 12
	44 2		48 24	V362-260-008-00	57 11A
	43 7		57 11		70 20
V211-661-003-50	17 5		67 15		71 22
V220-540-601-00	110 25		68 9		93 43
V220-540-602-00	109 45		72 26		93 49
V220-540-802-00	110 15		75 21		94 34
V220-540-803-50	109 48		75 40		94 40
V251-260-802-0D	17 4		76 13	V363-260-008-00	96 3
V251-341-003-0D	24 6		91 5		97 3
V251-341-003-00	24 5		92 4	V401-160-004-00	93 11
	24 7		96 30		96 36
V251-341-005-0D	24 8		97 30	V401-160-005-00	93 24
V251-341-005-00	10 4	V304-260-010-00	18 3		93 38
V251-341-005-50	17 3		43 10		94 15
V251-341-202-80	29 4		47 11		94 29
	74 5		47 13	V401-160-006-00	65 5
V251-441-202-80	60 3		48 11		72 14
V251-441-403-50	59 18		48 13		93 26
V252-341-003-50	17 2		65 7		93 40
V301-260-004-00	93 10		69 8		94 17
V301-260-005-00	93 22		75 10		94 31
	93 36	V304-260-012-00	59 10	V401-160-008-00	1 11
V301-260-006-00	94 13	V304-260-014-00	39 17		5 11
	94 27	V304-260-016-00	66 13		10 19
	7 5		73 15		22 8
	8 5		73 16		23 9
	93 25		100 8		24 16
V304-260-008-00	93 39	V304-460-010-00	101 2		36 6
	94 16		10 9		36 13
	94 30		13 4		37 8
	16 4		14 4		37 21
	16 10	V304-460-012-00	29 5		38 8

PART CODE	FIG. KEY	PART CODE	FIG. KEY	PART CODE	FIG. KEY
V401-160-008-00	38 21 39 13 67 17 69 3 72 27	V401-160-012-00	86 5 86 19 87 5 87 19 100 19	V411-260-008-00	35 5 35 12 37 22 38 22 39 3
V401-160-010-00	76 12 98 21 99 21 110 14 2 6	V401-160-014-00 V401-160-016-00	100 21 59 17 44 13 66 14 73 17		47 26 48 26 49 15 57 12 67 19
	10 7 13 5 14 5 18 5 30 7	V401-160-020-00 V401-170-008-00	100 9 101 3 55 4 55 15 72 24		67 29 67 36 68 4 68 7 72 25
	31 5 36 3 40 23 43 11 64 10	V411-260-004-00	76 5 93 12 96 6 96 37 97 6		75 28 75 34 75 38 76 26 79 10
	69 15 69 19 70 4 71 4 72 38	V411-260-005-00	67 24 93 23 93 37 94 14 94 28		80 10 81 9 82 10 91 6 92 5
	85 6 85 9 86 18 87 18 108 40	V411-260-006-00	96 8 97 8 7 6 8 6 9 10	V411-260-010-00	98 22 99 22 7 17 8 17 9 5
V401-160-012-00	29 6 40 34 55 6 56 3 56 7		16 16 76 20 79 14 80 14 93 27		18 4 40 22 53 5 86 27 87 27
	60 5 60 40 61 15 61 24 61 38	V411-260-008-00	93 41 94 18 94 32 1 12 1 27	V411-260-012-00 V411-260-016-00	109 47 40 35 73 18 100 10 101 4
	64 15 73 9 73 41 74 4 85 11		16 12 20 11 33 5 34 5 34 12	V411-260-018-00 V411-260-020-00 V411-260-022-00	20 7 37 3 38 3 100 13 47 15

1687-097-100-10

PART CODE	FIG. KEY	PART CODE	FIG. KEY	PART CODE	FIG. KEY
V411-260-022-00	48 15	V523-101-002-40	18 6	V654-430-363-00	26 13
V500-162-001-50	76 21		43 6	V682-200-000-60	110 11
	79 11		44 3	V682-200-001-00	20 4
	80 11		60 4		22 5
V500-162-002-00	9 11		60 37		23 6
	16 13		64 11		27 5
	16 17	V523-101-004-00	30 8		28 5
	20 12		31 6		30 18
	33 6	V580-140-302-50	110 24		31 16
	34 6	V580-140-501-60	43 13	V682-200-001-90	46 4
	34 13	V580-140-502-00	68 2		46 9
	35 6		75 26	V704-140-010-00	20 13
	35 13		75 31	V704-140-015-00	37 12
	47 27	V580-140-502-50	58 14		38 12
	48 27	V580-140-603-20	18 7		54 4
	49 16		33 2	V704-140-017-00	53 11
	53 4A		34 2		53 17
	67 20		35 2	V704-140-018-00	20 8
	67 23	V600-110-600-40	21 5		34 10
	67 30	V600-110-600-60	18 9		35 10
	67 37		19 11	V704-140-020-00	19 6
	68 5	V600-110-601-00	25 3		19 19
	68 8		26 3		37 4
V500-162-002-50	53 4		58 17		38 4
V500-162-501-50	79 13	V600-110-601-10	42 11		57 2
	80 13		58 16	V704-140-022-00	45 5
V500-162-502-00	39 4	V600-110-620-50	30 12		45 8
	75 29		31 10		47 16
	75 35	V600-110-620-60	30 11		47 29
	75 39		31 9		48 16
V500-162-502-50	9 7		60 33		48 29
V500-163-002-00	61 14	V600-110-620-70	42 17	V704-140-025-00	109 37
	61 23		60 34	V704-140-035-00	25 10
	61 29	V600-110-620-90	44 9		34 16
	61 34	V600-110-630-50	25 2		35 16
	73 20	V600-110-630-60	60 8		42 20
V500-163-003-00	100 14	V600-110-630-70	42 18		44 6
V500-163-003-50	65 2		44 7	V705-140-015-00	40 16
V511-100-805-00	47 9	V600-110-690-90	60 13	V705-140-021-00	64 20
	48 9	V600-110-691-10	60 14	V705-140-024-00	110 17
V511-101-006-00	75 6	V600-130-600-30	53 8	V705-140-030-00	108 26
V523-100-801-60	42 9		53 14	V705-140-052-00	58 8
V523-101-002-40	12 6	V653-318-241-20	54 12		60 19
	12 9	V653-420-261-60	41 7		60 24
	17 6	V653-616-221-20	54 7	V706-140-040-00	58 19

PART CODE	FIG. KEY		PART CODE	FIG. KEY		PART CODE	FIG. KEY	
V706-140-045-00	60	15	V720-111-900-60	55	13	V723-102-007-00	109	4
	66	5		72	22	V723-102-007-10	109	5
V706-140-050-00	66	6	V720-111-900-90	64	17	V730-101-200-90	64	18
V706-140-055-00	58	18	V720-112-401-10	109	12	V730-101-601-20	109	15
V707-140-062-00	24	3	V720-112-401-20	64	25	V730-101-801-40	109	9
V707-140-068-00	30	15	V720-112-401-40	67	9	V742-112-220-40	67	32
	31	13		72	34		67	34
	109	50		72	45		67	39
	60	16		110	21	V742-116-240-40	54	5
	24	4		64	23	V744-114-280-70	55	10
V707-140-080-00	42	19		64	28	V744-120-350-70	72	19
	60	9		67	12		12	3
	24	2		69	16		12	14
	43	3		72	40		19	2
	44	10		72	44	V744-135-500-80	11	3
V707-140-090-00	42	15	V720-112-401-80	109	11	V744-135-621-00	30	14
V720-101-900-70	67	28		110	27	V744-140-621-10	25	9
V720-101-900-80	108	41		55	24		26	9
V720-102-401-00	5	4		64	26	V760-150-000-00	13	10
	27	2		109	14		47	17
V720-102-401-20	28	2	V720-112-402-00	55	28	V761-150-000-00	48	17
	55	37		55	34		59	14
	109	13		64	22		75	7
	20	9		72	31	V762-150-000-00	23	2
	22	2		72	42	V763-150-000-00	13	8
V720-102-401-80	23	3	V720-112-402-20	55	12	V780-140-000-2T	14	8
	30	25		72	21		16	5
	31	23	V720-115-706-50	67	2		59	15
	109	8	V721-103-103-50	72	4		75	8
	40	11	V721-103-104-50	72	2		67	10
V720-102-402-00	40	27	V721-103-106-00	72	5	V781-160-000-6B	108	47
	45	6		108	9		31	7
	46	12		10	23		64	29
	54	13		109	6		59	4
	40	20		59	5		60	20
V720-103-502-40	40	40	V721-103-110-00	60	2	V782-160-000-6T	60	25
	72	12	V721-113-105-00	55	11		30	9
	40	8		72	20		70	17
	40	38	V721-113-107-00	64	27		71	18
	40	3	V723-102-002-50	27	8		24	11
V720-103-503-10	55	38	V723-102-003-40	28	8	V883-000-061-40	62	3
V720-103-503-40	57	7		108	6		62	7
V720-103-503-80	59	13		108	22	V889-000-092-20	52	3
V720-103-504-40	5	8		57	5		52	7
	18	12		109	10	V920-550-801-00	107	5

1687-097-100-10

PART CODE	FIG. KEY	PART CODE	FIG. KEY	PART CODE	FIG. KEY
V920-551-201-40	107 6	1404-312-006-00	49 14	1421-502-002-00	73 25
V920-551-301-70	107 7	1404-402-001-00	61 17		74 10
V920-551-902-20	107 8		61 20		100 4
V920-552-402-70	107 9		61 27	1421-507-014-00	83 7
V936-150-015-00	107 3		61 32		84 7
V999-200-003-00	50 4	1404-402-002-00	61 18	1421-507-015-00	77 10
	50 8		61 21	1421-602-005-10	16 3
	51 4	1404-402-005-00	61 19	1421-602-008-00	78 16
	51 8		61 22	1421-906-001-00	107 1
	52 4		61 30	1424-101-203-00	1 23
	52 8		61 35	1424-101-204-00	1 25
	62 4	1404-503-006-00	55 16	1425-621-004-00	86 30
	62 8		72 29		87 30
	63 4	1414-312-002-00	15 2		89 20
	63 8	1415-102-007-00	5 3		98 14
W296-204-007-40	76 4	1415-102-008-00	5 5		98 24
1302-225-003-00	22 4	1415-102-009-00	5 6		99 14
	23 5	1415-102-011-00	5 9		99 24
	27 4	1415-120-006-00	75 32	1426-406-203-00	53 10
	28 4	1415-121-009-00	10 18	1426-426-321-00	108 46
1326-706-002-10	30 17	1415-312-500-00	47 20	1426-506-002-00	55 33
	31 15		48 20	1426-621-018-00	79 9
	55 19	1415-312-600-00	47 21		80 9
	72 39		48 21	1427-111-229-00	3 13
1342-402-006-00	98 10	1415-505-006-00	67 3	1427-120-002-00	10 8
1376-402-003-00	98 26	1415-505-014-00	55 23		43 5
	99 10	1416-621-037-00	6 4		59 20
	99 26	1419-101-010-00	3 6		60 21
	39 5		4 3		60 26
	98 13	1421-134-019-00	25 4	1427-201-016-00	24 17
1386-241-002-00	98 23		57 3		30 1
	99 13	1421-201-003-00	60 18		30 2
	99 23		60 23	1427-312-230-00	47 22
	51 3	1421-400-054-10	61 26		48 22
	51 7	1421-400-055-00	61 31	1427-431-003-00	73 37
1395-710-004-00	63 3	1421-403-001-00	61 11		87 9
	63 7		61 36	1427-432-016-00	58 7
	37 13	1421-403-002-00	61 12	1427-601-001-10	49 11
	38 13		61 37	1427-621-012-00	81 4
1401-906-005-00	107 2	1421-403-003-00	61 28		81 11
1402-511-600-00	73 24		61 33		82 4
	73 35	1421-433-004-00	13 7		82 12
1404-117-008-00	9 4		14 7	1427-934-013-00	105 11
1404-312-006-00	47 25	1421-502-002-00	29 8	1427-941-016-00	104 11
	48 25		73 10	1429-406-205-00	53 16A

PART CODE	FIG. KEY	PART CODE	FIG. KEY	PART CODE	FIG. KEY
1432-242-001-00	16 11	1444-621-311-00	96 10	1518-903-007-00	70 22
1432-242-004-00	75 24		97 10		71 24
1432-406-007-00	53 16	1444-621-312-00	96 11	1524-122-001-00	16 2
1432-616-002-00	13 9		97 11		47 18
	14 9	1444-621-313-00	96 12		48 18
1432-621-006-10	96 28		97 12	1527-604-002-00	6 12
	97 28	1444-621-320-00	96 13		76 25
1432-651-028-00	81 7		97 13		78 15
	82 5	1480-122-001-10	15 3		81 8
	82 8	1480-212-004-10	30 13		82 9
1432-665-014-00	81 3		31 11		88 15
	81 10	1480-434-011-10	60 32		89 15
	82 3	1480-503-200-00	66 10	1544-104-205-00	3 2
	82 11	1480-601-005-00	88 3	1544-120-008-10	10 10
1435-120-002-20	18 2		89 3		64 33
1435-120-002-30	19 4	1488-247-250-00	29 7	1544-123-005-00	16 15
	18 2A	1488-510-005-10	72 7	1544-215-004-00	39 9
1435-905-008-10	102 12		72 8	1544-304-007-00	42 8
	103 13	1488-621-220-10	96 5	1544-623-001-00	96 14
1436-122-011-00	68 3		97 5		97 15
1442-313-200-10	49 1	1507-307-003-00	20 3	1544-623-232-00	96 15
1442-313-202-00	49 2	1509-317-341-00	50 2		97 16
1442-313-203-00	49 5		50 6	1544-623-233-00	96 16
1444-102-202-00	5 2	1509-317-342-00	50 3		97 17
1444-102-204-00	5 7		50 7	1544-623-234-00	96 17
1444-122-002-00	16 8	1509-535-002-00	75 4		97 18
1444-122-230-10	16 6	1509-535-003-10	75 5	1544-623-235-00	96 18
1444-314-004-10	44 5	1509-535-009-00	75 3		97 19
1444-314-009-10	24 12	1509-623-001-00	96 1	1545-623-003-00	98 37
	30 28	1510-103-201-00	4 2		99 37
1444-328-272-00	31 26	1510-103-250-00	3 5	1550-112-002-00	7 8
	49 4	1513-408-217-00	108 17		8 8
1444-328-273-00	49 3	1518-306-203-00	55 21	1550-307-005-00	44 11
1444-406-005-00	13 6		59 3	1550-403-210-00	61 5
	14 6	1518-313-109-00	34 8	1550-403-220-00	61 8
1444-408-007-00	55 30	1518-407-240-00	55 20	1550-408-211-00	108 38
1444-408-312-00	108 16	1518-432-250-00	59 2	1550-408-212-00	108 39
1444-410-002-10	57 9	1518-621-007-00	96 32	1550-408-213-00	108 42
1444-411-012-00	58 5		97 32	1550-408-218-00	108 44
1444-411-013-00	58 6	1518-621-240-00	96 34	1550-408-219-00	108 45
1444-501-004-10	66 2		97 34	1550-408-302-00	108 21
1444-503-001-20	67 1	1518-621-320-00	96 27		108 32
1444-514-230-00	73 14		97 27	1550-408-322-00	108 11
1444-601-015-00	76 24	1518-903-006-00	70 21	1550-408-323-00	108 13
	77 4		71 23	1550-408-324-00	108 15

1687-097-100-10

PART CODE	FIG. KEY	PART CODE	FIG. KEY	PART CODE	FIG. KEY
1550-408-325-00	108 14	1560-666-212-00	99 17	1590-441-210-00	62 5
1550-408-326-00	108 18	1560-695-015-00	98 11	1593-112-002-50	7 3
1550-408-352-00	108 28		99 11		8 3
1550-408-353-00	108 29	1560-695-021-00	36 8	1593-623-203-00	98 33
1550-514-290-00	73 23	1560-695-022-00	36 9		99 33
1560-102-003-20	5 15	1560-702-102-10	100 17	1593-623-503-00	98 7
1560-103-261-00	3 4	1561-121-212-40	10 15		99 7
1560-104-006-60	1 20	1564-263-006-00	12 2	1594-105-001-00	2 4
1560-104-010-40	1 22		19 3	1594-121-210-10	10 13
1560-132-007-30	16 9		19 5	1594-121-211-00	10 14
1560-208-018-40	36 10 47 23 48 23 19 13 41 3	1564-560-005-00 1564-630-012-00 1565-601-005-10	37 19 38 19 83 2 84 2 76 23	1594-218-001-00 1594-221-001-00 1594-515-200-20 1594-520-240-00	26 2 60 11 60 29 40 18 73 28
1560-265-002-10	22 3 23 4	1566-525-101-00	86 29 87 29	1594-652-200-10 1594-652-220-00	91 7 91 8
1560-314-001-00	45 10	1566-701-102-00	86 14	1594-654-261-10	93 47
1560-314-291-00	10 2		87 14		94 38
1560-401-004-40	78 4	1568-525-300-10	73 22	1594-654-281-00	93 2
1560-437-341-00	62 2 62 6	1568-731-103-00	30 22 31 20	1594-715-002-00	93 6 86 8
1560-501-202-00	64 3	1572-103-250-00	3 3		87 8
1560-507-007-00	65 3	1572-103-260-00	4 1	1594-904-025-00	104 13
1560-515-004-40	72 28	1575-105-001-00	5 16		105 14
1560-515-272-00	40 19	1575-511-001-00	66 12		106 14
1560-522-007-40	75 12	1575-623-007-00	98 30	1599-782-106-10	6 16
1560-522-008-30	75 37		99 30	1600-112-231-00	7 9
1560-522-009-30	75 36	1575-623-010-00	98 32		7 12
1560-525-001-40	73 11		99 32		8 9
1560-525-290-10	73 21	1575-623-210-00	96 4		8 12
1560-630-021-50	98 40 99 40	1575-623-211-00	97 4 97 14	1600-112-232-00	7 10 7 13
1560-658-202-00	95 12	1576-408-002-00	55 25		8 10
1560-658-282-40	95 17	1581-621-290-00	98 18		8 13
1560-664-252-00	95 19 96 22	1584-522-001-00	99 18 70 18	1600-117-002-00	9 3
1560-664-253-00	96 23		71 20	1600-123-210-10	16 7A
1560-664-264-00	98 8 98 34	1588-112-002-10	7 11 8 11	1600-211-052-00	12 13
				1600-240-550-10	37 18 38 18
1560-666-212-00	99 8 99 34 98 3 98 17 99 3	1588-408-232-00 1588-501-002-00 1588-502-003-00 1590-120-210-00 1590-441-210-00	108 31 64 2 66 4 10 16 62 1	1600-243-051-00 1600-243-055-10 1600-243-056-10 1600-243-057-10 1600-406-003-00	40 28 40 14 40 13 40 15 54 11

PART CODE	FIG. KEY	PART CODE	FIG. KEY	PART CODE	FIG. KEY
1600-502-003-00	66 7	1600-623-210-00	97 25	1614-111-210-00	6 3
1600-515-001-00	73 36	1600-623-220-00	96 26	1614-112-003-00	7 4
1600-515-210-10	73 32		97 26	1614-117-001-00	9 2
1600-515-230-10	73 33	1600-624-004-00	98 9	1614-120-002-00	10 20
1600-515-240-00	73 34		99 9	1614-120-005-00	10 11
1600-619-001-10	91 3	1600-624-201-00	98 38	1614-120-240-10	10 1
	92 2		99 38	1614-135-210-00	16 7
1600-622-003-00	93 19	1600-624-202-00	98 39	1614-203-005-00	19 18
	93 33		99 39	1614-203-014-00	21 9
	94 10	1600-902-002-10	102 8	1614-205-015-00	19 9
1600-622-232-00	94 24		103 9		41 5
	93 3	1600-902-023-00	106 10	1614-208-002-00	19 8
	93 7	1600-904-051-00	102 11	1614-208-003-00	26 10
	93 17		103 12	1614-216-003-00	20 6
	93 31	1602-310-202-00	46 5	1614-222-007-00	21 6
1600-622-233-00	94 8		46 10	1614-241-003-00	24 14
	94 22	1602-317-231-00	51 2	1614-241-004-00	24 10
	93 4		51 6	1614-261-003-00	39 8
	93 8	1602-322-003-00	25 8	1614-262-003-00	32 2
	93 46		26 8		32 6
1600-622-251-00	93 16	1602-441-201-00	63 2		32 10
	93 30		63 6		35 17
	94 7	1602-902-061-00	102 13		69 11
	94 21		103 14	1614-262-006-00	32 3
1600-622-252-00	93 18	1603-322-003-00	30 21		32 7
1600-622-260-00	93 32		31 19		32 11
	94 9	1608-207-014-00	38 5		34 20
	94 23	1612-105-002-00	5 23		69 12
	93 15	1612-531-003-00	33 9		70 13
	94 6		34 17		71 13
1600-622-280-00	93 29		70 12	1614-263-003-00	33 4
	94 20		71 14	1614-263-200-10	33 1
1600-622-291-00	93 45	1614-102-011-00	1 3	1614-301-001-00	41 4
1600-622-300-00	93 44	1614-102-213-00	1 5	1614-308-002-00	45 3
1600-622-321-00	93 20	1614-102-214-00	1 6	1614-308-003-00	45 2
1600-622-360-00	93 34	1614-103-210-00	2 2	1614-308-004-10	45 4
	94 11	1614-104-001-00	3 7	1614-310-201-00	46 1
	94 25	1614-105-003-00	5 17	1614-310-201-10	46 1A
	93 1	1614-105-200-00	5 1	1614-310-203-00	46 3
1600-622-380-00	93 5	1614-105-240-00	5 21		46 8
1600-623-002-00	96 19	1614-111-001-20	6 9	1614-310-211-00	46 6
	97 20	1614-111-002-10	6 10	1614-310-211-10	46 6A
1600-623-200-00	96 24	1614-111-003-10	6 11	1614-310-220-00	46 11
	97 24	1614-111-004-10	6 13	1614-310-220-10	46 11A
1600-623-210-00	96 25	1614-111-005-00	6 15	1614-401-003-00	53 19

1687-097-100-10

PART CODE	FIG. KEY		PART CODE	FIG. KEY		PART CODE	FIG. KEY	
1614-402-002-00	54	8	1614-434-008-10	60	28	1614-603-021-00	78	8
1614-402-003-00	54	9	1614-434-011-10	60	31	1614-603-022-00	78	9
1614-402-004-00	54	10	1614-434-012-00	60	36	1614-603-201-10	78	12
1614-402-007-00	54	6	1614-434-013-00	60	35	1614-603-202-00	78	13
1614-407-201-00	55	2	1614-436-202-00	61	2	1614-604-005-00	79	6
1614-407-210-10	55	1	1614-436-203-00	61	6	1614-604-006-00	80	6
1614-407-210-20	55	1A		61	9		79	15
1614-407-211-00	108	33		61	3		80	15
1614-407-212-00	108	34		61	7	1614-604-220-00	79	3
1614-407-213-00	108	35		61	10		80	3
1614-407-214-00	108	36	1614-501-003-10	69	13	1614-604-230-00	79	4
1614-407-215-00	108	37	1614-501-015-10	69	17	1614-604-240-00	80	4
1614-407-216-00	108	43		64	30		79	7
1614-407-260-00	55	36	1614-501-016-00	64	4		80	7
1614-407-320-00	108	1	1614-501-230-00	65	1	1614-604-260-00	79	12
1614-407-322-00	108	2	1614-503-003-00	67	40	1614-608-220-00	80	12
1614-407-323-00	108	3	1614-503-005-00	67	22		83	6
1614-407-324-00	108	4	1614-503-006-00	67	41		84	6
1614-407-325-00	108	20	1614-503-270-10	67	25	1614-626-400-00	85	12
	108	5	1614-503-280-00	67	26	1614-630-002-00	88	18
1614-407-330-00	108	7	1614-503-290-00	67	31	1614-630-007-00	89	18
1614-407-331-00	108	8	1614-503-300-10	67	33		88	6
1614-407-340-10	108	10	1614-503-310-00	67	35		89	6
1614-407-341-00	108	12	1614-503-320-00	67	38		88	7
1614-407-350-00	108	19	1614-505-002-00	69	5		89	7
1614-407-360-00	108	23	1614-505-003-00	69	6	1614-670-001-00	95	22
1614-407-362-00	108	24	1614-505-004-00	69	7	1614-670-001-10	95	22A
1614-407-363-00	108	25	1614-508-002-10	72	36	1614-670-201-00	95	8
1614-407-370-00	108	27	1614-514-340-00	73	3	1614-670-202-00	95	20
1614-407-380-00	108	30	1614-531-002-00	75	16	1614-670-240-00	95	7
1614-432-001-00	58	4	1614-531-003-00	75	18	1614-670-250-00	95	9
1614-432-002-00	58	9	1614-531-004-00	75	17	1614-670-260-00	95	10
1614-432-003-00	58	10	1614-531-013-00	75	19	1614-670-270-00	95	15
1614-432-004-00	58	11	1614-601-001-00	76	8	1614-670-281-00	95	18
1614-432-005-00	58	12	1614-601-004-10	76	11	1614-680-250-00	96	21
1614-432-006-00	58	13	1614-601-006-00	76	14	1614-690-002-00	98	12
1614-432-210-10	58	2	1614-601-013-00	76	17		99	12
1614-433-002-00	59	8	1614-601-031-00	76	10	1614-690-202-00	98	2
1614-433-202-00	59	7	1614-601-230-00	76	16		99	2
1614-433-212-00	59	12	1614-602-001-00	77	1	1614-690-212-00	98	16
1614-434-001-00	60	1	1614-602-002-00	77	2	1614-690-233-00	99	16
1614-434-002-10	60	7	1614-603-001-20	78	1		98	29
1614-434-003-10	60	10	1614-603-008-00	78	14		99	29
1614-434-004-00	60	12	1614-603-017-00	78	11	1614-702-053-00	100	7
1614-434-007-00	60	27	1614-603-018-00	78	3	1614-702-550-00	100	2

PART CODE	FIG. KEY		PART CODE	FIG. KEY		PART CODE	FIG. KEY	
1614-702-551-00	100	5	1617-304-002-00	42	3	1617-630-200-00	89	1
1614-702-552-00	100	6	1617-304-003-00	42	4	1617-631-001-00	90	1
1614-702-560-00	100	3	1617-304-004-00	42	5	1617-690-220-00	98	19
1614-901-001-00	102	1	1617-304-006-00	42	7		99	19
	103	1	1617-304-008-00	42	12	1617-722-212-00	83	5
1614-903-003-00	102	5	1617-304-009-00	42	13		84	5
1615-317-210-00	52	1	1617-304-011-00	42	14	1617-901-002-00	102	2
	52	5	1617-304-012-00	42	16		103	3
1615-431-001-00	57	1	1617-304-018-00	42	6	1617-901-003-00	102	3
1615-431-200-00	57	4	1617-306-009-00	43	12		103	4
1616-433-001-10	59	1	1617-307-001-00	44	1	1620-111-004-00	6	8
1616-435-001-00	60	41	1617-307-002-00	44	4	1620-117-200-00	9	1
1616-435-002-00	60	42	1617-307-003-00	44	8	1620-117-210-00	9	9
1616-436-200-00	61	1	1617-308-001-00	45	1	1620-125-051-00	11	1
1617-102-001-10	1	13	1617-310-201-00	46	2	1620-126-002-00	12	10
1617-102-002-10	1	16		46	7	1620-127-051-00	12	1
1617-102-003-00	1	7	1617-310-201-10	46	2A	1620-127-052-00	12	4
1617-102-004-00	1	28		46	7A	1620-127-053-00	12	7
1617-102-005-00	1	19	1617-312-001-00	47	28	1620-128-002-00	12	12
1617-102-006-00	1	24		48	28	1620-135-200-10	16	1
1617-102-007-00	1	29	1617-407-200-10	55	17	1620-201-052-00	21	12
1617-102-202-10	1	2	1617-407-220-10	55	27	1620-202-517-00	109	35
1617-103-200-00	2	1	1617-407-230-00	55	32	1620-202-518-00	109	36
1617-104-001-10	3	8	1617-434-001-00	60	30	1620-202-519-00	109	46
1617-104-002-00	3	10	1617-501-004-10	65	6	1620-202-524-00	109	49
1617-104-210-00	3	12	1617-502-001-00	66	1	1620-202-525-00	109	39
1617-208-002-00	19	12	1617-502-001-10	66	1A	1620-202-527-00	109	41
1617-216-250-00	20	5	1617-502-002-00	66	3	1620-202-528-00	109	7
1617-216-250-10	20	5A	1617-502-004-00	66	9	1620-202-531-00	109	43
1617-221-001-10	21	1	1617-503-001-00	67	13	1620-202-533-00	109	55
1617-221-002-00	21	2	1617-503-002-00	67	16	1620-202-534-00	109	52
1617-221-004-00	21	4	1617-503-003-00	67	18	1620-202-535-00	109	53
1617-221-005-00	21	7	1617-503-210-00	67	21	1620-202-536-00	109	42
1617-241-003-00	24	9	1617-514-270-00	73	39	1620-202-537-00	109	54
1617-244-004-00	11	2	1617-514-290-00	73	13	1620-203-051-00	18	8
	25	7	1617-601-001-00	76	6	1620-203-052-00	18	10
	26	7		76	9	1620-221-051-00	21	8
1617-245-200-10	27	6	1617-601-002-00	76	7	1620-225-200-00	22	1
1617-245-200-20	27	6A	1617-601-210-20	76	1	1620-251-200-00	29	1
	28	6	1617-601-211-20	76	2	1620-255-201-00	30	3
1617-262-210-10	32	1	1617-601-212-20	76	3		31	1
1617-263-200-00	33	7	1617-604-200-20	79	1	1620-255-202-00	30	4
1617-264-200-00	32	9	1617-604-240-00	79	8		31	2
1617-301-002-00	41	6		80	8	1620-255-204-10	30	10
1617-304-001-00	42	1	1617-630-200-00	88	1	1620-255-205-00	30	16

1687-097-100-10

PART CODE	FIG. KEY		PART CODE	FIG. KEY		PART CODE	FIG. KEY	
1620-255-206-00	30	19	1620-313-004-00	49	13	1620-626-210-20	86	20
1620-255-207-00	30	20	1620-313-210-20	49	7		87	20
	31	18	1620-401-001-10	53	15	1620-626-230-10	86	25
1620-255-208-00	30	26	1620-401-200-00	53	12		87	25
	31	24	1620-401-220-00	53	7	1620-626-320-00	87	1
1620-255-220-00	30	24		53	13	1620-626-320-10	86	1
	31	22	1620-402-001-00	54	3	1620-626-350-00	86	2
1620-262-001-10	69	9	1620-407-200-00	55	22		87	2
1620-263-001-00	33	8	1620-410-001-00	56	5	1620-626-500-10	86	21
1620-265-013-10	34	18	1620-410-001-10	56	5A		87	21
1620-265-300-00	34	1	1620-410-002-00	56	4	1620-626-600-00	86	28
	35	1	1620-431-200-00	57	6		87	28
1620-265-320-00	34	14	1620-432-200-00	58	1	1620-630-006-00	88	10
	35	14	1620-433-200-00	59	6		89	10
1620-265-330-00	34	7	1620-433-210-00	59	11	1620-630-007-00	88	11
1620-271-550-00	36	4	1620-434-001-00	60	17		89	11
1620-271-560-00	36	7	1620-434-002-00	60	22	1620-630-008-00	88	16
1620-272-051-00	37	5	1620-504-001-00	68	6		89	16
	37	9	1620-507-006-00	70	8	1620-630-051-10	88	13
	38	9		71	9		89	13
1620-272-052-10	39	1	1620-507-450-10	70	14	1620-630-052-10	88	14
1620-272-053-00	37	11		71	15		89	14
	38	11	1620-507-460-00	70	16	1620-630-053-00	88	4
1620-272-520-00	39	10		71	19		89	4
1620-272-530-10	39	11	1620-508-230-00	72	1	1620-630-210-10	88	8
1620-272-570-00	37	6	1620-508-240-10	72	3		89	8
1620-272-580-00	37	10	1620-514-005-00	73	26	1620-630-220-10	88	9
	38	10	1620-514-200-00	73	1		89	9
1620-272-590-10	37	14	1620-514-210-00	73	2	1620-630-300-10	88	22
	38	14	1620-514-280-00	73	30		89	23
1620-272-600-00	39	6	1620-601-001-00	76	22	1620-630-500-20	89	17
1620-273-011-00	40	26	1620-602-001-10	77	5	1620-630-500-30	89	17A
1620-273-051-00	40	12	1620-602-003-00	77	7	1620-660-001-00	93	13
1620-273-052-10	40	39	1620-602-210-00	77	8	1620-670-200-00	95	1
1620-273-055-00	40	30	1620-606-200-10	81	1	1620-670-200-10	95	1A
1620-273-056-00	40	32		82	1	1620-670-210-00	95	2
1620-273-570-00	40	1	1620-606-210-10	81	5	1620-670-210-10	95	2A
1620-309-001-00	45	9		82	6	1620-680-003-00	96	29
1620-312-240-00	47	6	1620-608-210-00	83	3		97	29
	48	6		84	3	1620-680-210-00	96	31
1620-312-260-00	47	7	1620-608-500-10	83	1		97	31
	48	7	1620-611-210-00	85	1	1620-690-240-00	98	36
1620-313-001-10	49	9	1620-625-500-00	85	3		99	36
1620-313-002-10	49	10	1620-625-510-00	85	4	1620-690-300-00	98	1
1620-313-004-00	39	2	1620-626-001-10	87	11		99	1

PART CODE	FIG. KEY		PART CODE	FIG. KEY		PART CODE	FIG. KEY	
1620-690-310-10	98	15	1622-202-512-00	109	30	1622-273-520-10	40	10
1620-690-320-10	98	25	1622-202-513-00	109	31	1622-273-540-10	40	36
1620-690-330-00	98	28	1622-202-514-00	109	32	1622-273-550-10	40	25
	99	28	1622-202-515-00	109	33	1622-273-620-10	40	29
1620-690-333-00	98	31	1622-202-516-00	109	34	1622-273-630-00	40	9
	99	31	1622-202-517-00	109	1	1622-301-500-00	41	1
1620-690-340-00	98	6	1622-202-518-00	109	2	1622-309-200-00	45	7
1620-702-200-00	100	15	1622-202-519-00	109	3	1622-312-200-10	48	1
1620-702-210-00	100	16	1622-202-521-00	109	40	1622-312-210-20	48	2
1620-702-250-00	100	1	1622-202-522-00	109	44	1622-312-210-30	48	2A
1620-702-260-00	100	11	1622-202-523-00	109	51	1622-317-270-00	51	1
1620-901-007-00	102	4	1622-202-540-00	109	16		51	5
	103	5	1622-202-550-00	109	17	1622-317-311-00	52	2
1620-903-002-10	102	7	1622-202-560-00	109	18		52	6
1620-903-003-00	102	9	1622-202-570-00	109	19	1622-402-200-00	54	1
	103	10	1622-208-051-00	19	7	1622-402-210-00	54	15
1620-903-004-10	102	10	1622-208-052-10	19	1	1622-410-200-10	56	1
	103	11	1622-208-053-00	19	14	1622-436-211-00	61	4
1620-904-006-00	104	12	1622-208-054-00	19	17		61	25
1620-904-007-00	105	13	1622-208-055-00	19	10	1622-437-260-00	63	1
1620-904-008-00	106	13	1622-208-056-00	19	16		63	5
1620-904-011-00	102	15	1622-208-057-00	19	15	1622-501-001-00	64	12
	103	16	1622-216-052-00	20	1	1622-504-200-00	68	1
1620-904-011-10	103	16A	1622-216-053-10	20	2	1622-505-200-00	69	1
1622-102-500-00	1	1	1622-216-500-00	20	10	1622-505-210-00	69	4
1622-102-520-00	1	4	1622-221-051-00	21	3	1622-507-200-00	70	1
1622-104-200-00	3	1	1622-241-001-20	24	1	1622-507-210-00	71	1
1622-111-200-10	6	1	1622-241-001-30	24	1A	1622-507-410-10	70	5
1622-112-210-00	7	15	1622-241-001-40	24	1B		71	5
	8	15	1622-241-001-50	24	1C	1622-507-420-10	71	6
1622-130-510-00	14	1	1622-243-001-10	25	1	1622-508-220-00	72	30
1622-201-051-10	17	1	1622-244-001-10	25	5	1622-508-230-00	72	43
1622-202-500-00	18	1	1622-244-002-00	25	11	1622-508-240-10	72	10
1622-202-500-10	18	1A	1622-245-001-00	27	1	1622-508-250-00	72	11
1622-202-501-00	109	20	1622-245-002-00	27	3	1622-514-230-00	73	31
1622-202-502-00	109	21	1622-263-200-00	33	11	1622-514-500-00	73	3A
1622-202-503-00	109	22	1622-264-210-00	32	13	1622-514-502-00	73	6
1622-202-504-00	109	23	1622-265-011-00	34	4	1622-514-510-00	73	4
1622-202-505-00	109	24		35	4	1622-535-001-00	75	22
1622-202-506-00	109	25	1622-265-012-00	34	11	1622-535-002-00	75	33
1622-202-507-00	109	26		35	11	1622-535-003-00	75	11
1622-202-507-10	109	26A	1622-271-540-00	36	1	1622-535-004-00	75	27
1622-202-508-00	109	27	1622-272-520-00	37	1	1622-535-200-00	75	1
1622-202-509-00	109	28	1622-273-500-00	40	2	1622-535-230-00	75	14
1622-202-511-00	109	29	1622-273-510-00	40	7	1622-535-240-00	75	15

1687-097-100-10

PART CODE	FIG. KEY		PART CODE	FIG. KEY		PART CODE	FIG. KEY	
1622-535-250-00	75	25	1640-525-001-00	73	27	1640-903-019-10	105	12
1622-535-260-00	75	30	1640-530-003-00	70	15	1640-903-023-00	106	15
1622-535-300-00	75	2		71	16	1640-903-025-00	106	16
1622-625-001-00	85	7	1640-530-007-00	70	23	1640-903-025-10	106	16A
	86	15		71	25	1640-903-026-00	106	2
	87	15	1640-530-009-00	71	17	1640-903-027-00	106	3
1622-626-200-10	87	22	1640-530-260-00	70	6	1640-903-028-00	106	4
1622-626-210-10	87	23		71	7	1640-903-029-00	106	5
1622-626-320-00	86	12	1640-530-600-00	70	2	1640-903-031-00	106	7
	87	12		71	2	1640-903-032-00	106	6
1622-626-330-00	86	13	1640-530-610-00	110	1	1640-903-033-00	106	8
	87	13	1640-530-613-00	110	2	1640-903-035-00	106	9
1622-702-200-00	101	1	1640-530-614-00	110	3	1640-903-036-00	106	11
1622-903-003-10	102	14	1640-530-615-00	110	4	1640-903-039-00	106	12
	103	15	1640-530-622-00	110	8	1640-903-045-00	104	15
1622-903-004-10	102	6	1640-530-623-00	110	9	1640-903-046-00	105	16
	103	7	1640-530-624-00	110	10	1640-903-047-00	106	17
1636-112-200-00	7	1	1640-530-625-00	110	12	1640-904-005-10	104	14
	8	1	1640-530-626-00	110	13	1640-904-006-00	104	2
1636-112-202-00	7	2	1640-530-628-00	110	18	1640-904-007-00	104	3
	8	2	1640-530-629-00	110	19	1640-904-008-00	104	4
1636-271-006-00	39	15	1640-530-631-00	110	22	1640-904-009-10	104	5
1637-102-001-00	7	18	1640-530-632-00	110	23	1640-904-011-00	104	6
	8	18	1640-601-014-00	77	9	1640-904-012-00	104	8
1637-120-002-00	10	22	1640-604-012-00	83	4	1640-904-013-00	104	7
1637-133-200-00	15	1		84	4	1640-904-016-00	104	10
1637-401-211-00	53	9	1640-619-200-00	91	1	1640-904-019-00	104	9
1637-520-001-00	74	8	1640-626-001-00	86	4	1640-904-022-00	104	1
1637-520-200-10	74	1		86	10	1640-904-023-10	105	1
1637-520-210-00	74	2		87	4	1640-904-024-00	106	1
1637-520-220-00	74	12		87	10	1642-105-005-00	68	10
1637-690-260-00	98	42		100	18	1650-111-032-00	64	35
	99	42	1640-658-322-00	95	3	1650-209-005-00	12	11
1639-112-001-00	7	7	1640-658-324-00	95	5		25	6
	8	7	1640-658-325-00	95	6	1650-432-001-00	58	3
1639-317-230-00	50	1	1640-903-005-10	105	15	1656-214-006-00	26	12
	50	5	1640-903-006-00	105	2	1672-301-002-00	42	8A
1639-401-200-00	53	6	1640-903-007-00	105	3	1673-431-001-10	26	4
1639-520-003-00	29	2	1640-903-008-00	105	4		57	3A
	74	7	1640-903-009-00	105	5	1673-658-214-00	95	4
1640-111-001-00	6	14	1640-903-011-00	105	6	1674-619-300-00	92	1
1640-111-200-00	6	6	1640-903-012-00	105	7	1674-619-300-10	92	1A
1640-111-202-00	6	7	1640-903-013-00	105	8	1674-652-200-00	92	6
1640-520-004-00	74	11	1640-903-015-00	105	9	1674-652-202-00	92	7
1640-520-005-00	74	9	1640-903-016-00	105	10	1674-654-200-00	94	1

PART CODE	FIG. KEY		PART CODE	FIG. KEY		PART CODE	FIG. KEY	
1674-654-211-00	94	2	1687-272-520-00	38	6	3650-270-214-00	95	16
1674-654-212-00	94	3	1687-312-500-00	47	1	3650-741-002-00	16	14
1674-654-270-00	94	35	1687-312-510-00	47	2	3650-835-009-00	47	8
1674-654-271-00	94	36	1687-604-200-00	80	1		48	8
1674-654-272-00	94	37	1687-608-500-00	84	1	3652-311-005-10	64	34
1674-664-200-00	97	1	1687-626-001-10	86	11	3653-108-005-00	34	15
1675-111-001-00	6	9A	1687-626-200-00	86	22		35	15
1675-203-003-00	19	4A	1687-626-210-00	86	23	3653-311-055-00	64	34A
1675-312-051-00	47	3	1687-630-500-00	88	17	3656-271-001-00	96	38
	48	3	1687-660-001-00	94	4		97	36
1675-501-004-00	64	32	1687-680-200-10	97	22	3656-271-310-00	5	12
1675-603-001-00	78	2	1687-690-200-00	99	15	3656-565-006-00	47	14
1675-670-230-00	95	15A	1687-690-210-00	99	25		48	14
1677-436-200-00	61	16	1687-690-220-00	99	6	3659-221-223-00	49	12
1678-244-002-00	26	9A	1687-901-001-00	103	2	3664-540-001-00	13	2
1678-244-003-00	25	6A	1687-903-001-00	103	8		14	2
	26	6	2101-221-004-00	86	9	3667-105-001-00	11	4
1678-306-001-00	43	1	2130-601-018-00	70	11	3667-355-003-00	40	5
1678-306-002-00	43	2		71	12	3670-236-003-00	83	10
1678-501-004-00	64	31	2130-931-210-00	107	4		84	10
1678-501-200-10	64	1	2144-419-022-00	34	9	3670-703-008-00	37	2
1678-501-200-20	64	1A		35	9	3737-172-009-00	98	27
1678-630-210-00	88	20	2144-519-007-00	70	10		99	27
	89	21		71	11	3737-172-011-00	96	33
1683-902-004-00	103	17	2157-301-220-00	53	1		97	33
1687-112-001-00	8	4	2157-301-222-00	53	2	3747-155-013-00	39	14
1687-120-001-00	10	21	2161-331-001-00	103	6	3756-361-002-00	75	41
1687-130-500-00	13	1	2161-331-400-10	53	1A	3768-112-001-00	47	19
1687-225-200-00	23	1	2161-331-401-00	53	2A		48	19
1687-243-001-00	26	1	2161-331-401-10	53	2B	4101-102-038-00	78	6
1687-244-001-00	26	5	2500-901-027-00	103	18	4319-601-004-00	98	5
1687-244-002-00	26	11	2502-221-236-00	27	7		99	5
1687-244-003-00	26	14		28	7	7932-201-002-00	41	2
1687-245-001-00	28	1	3256-702-004-00	83	8	7955-201-026-00	10	3
1687-245-002-00	28	3		84	8		43	4
1687-255-001-00	31	8	3560-203-004-00	47	4	7956-205-016-00	64	30A
1687-255-002-00	31	14		48	4	7963-208-004-00	10	12
1687-255-003-00	31	17	3560-503-302-00	5	14	7963-611-003-00	73	19
1687-255-004-00	30	29	3560-702-001-10	107	10	7963-611-230-00	73	12
	31	27	3600-463-006-10	100	12			
1687-255-005-00	31	12	3610-440-018-00	9	8			
1687-262-200-00	32	5	3640-586-004-00	5	25			
1687-265-001-00	35	18	3650-212-001-00	39	16			
1687-265-200-00	35	7	3650-261-261-00	98	4			
1687-272-500-00	38	1		99	4			

DESCRIPTION	REF . NO	DESCRIPTION	REF . NO	DESCRIPTION	REF . NO	DESCRIPTION	REF . NO
ADAPTER/PF1/2	40 9	BALL	28 5	BEARING/BALL 6205SH2	60 11	BOLT	86 6
ADAPTER/90°	70 18		30 18		60 29		87 6
	71 20		31 16	BEARING/BALL 6305SH2	26 2		96 35
ADJUSTER	108 29		46 4	BEARING/NEEDLE	19 8		108 14
ARM	37 10		46 9		19 9		108 38
COMP	38 10		110 11		41 4		108 39
	75 30	BAND	100 5		41 5		108 46
ARM/AUTO	67 33	BAND/CLEANER	3 7		108 5		110 25
COMP	67 38	BAND,WIRE/140	39 5		108 24	BOLT M16X30	44 12
	75 25		98 13		109 34	BOLT(S) M10X16	75 23
ARM/BRAKE	47 28		98 23	BEARING/RELEASE	10 20	BOLT(S) M10X30	64 6
	48 28		99 13	BEARING/TAPERROLLER	58 2	BOLT(S) M6X30	55 35
ARM/CLUTCH	15 1		99 23	BEARING,BALL	30 21		72 32
COMP	45 7	BAND,WIRE/250	98 10		31 19	BOLT(S) M8X35	57 10
ARM/DIFF	75 15		98 26	BEARING,RB 6006	18 9		72 47
COMP	34 7		99 10		19 11	BOLT(SP) M8X20	24 13
ARM/DRAFT	35 7		99 26	BEARING,RB/6003ZZ	53 8		30 30
ASSY	34 14	BAR	66 1		53 14		31 28
ARM/MID/A	35 14		66 1A	BEARING,RB/6004	21 5		70 19
	55 2	BAR/TORSION	75 3	BEARING,RB/6010	25 3		71 21
ARM/PITMAN	67 31	BATTERY/CABLE	7 8		26 3		76 18
COMP	68 1		8 8		58 17		79 5
ARM/POSITION	69 4	BATTERY/80D26R ASSY	7 1	BEARING,RB/6011	42 11		79 16
	32 9		8 1		58 16		80 5
ARM/PTO	34 1	BEARING	11 4	BEARING,RB/6205	30 12		80 16
COMP	35 1		26 13		31 10		88 2
	30 24		41 7	BEARING,RB/6206	30 11		89 2
ARM/SHIFT/MID	31 22		54 7		31 9		90 2
COMP	27 6		54 12		60 33		98 43
ARM/SHIFT/PTO	27 6A		60 13	BEARING,RB/6207	42 17		99 43
	28 6		60 14		60 34	BOLT(SP)/M6X16	1 8
ARM/SHIFT/SUB	20 5		108 31	BEARING,RB/6209	44 9		55 39
SET	20 5A		108 33	BEARING,RB/6305	25 2		77 11
	22 1	BEARING/BALL	11 2	BEARING,RB/6306	60 8		83 9
ARM/SHIFT/4WD	23 1		12 2	BEARING,RB/6306SH2	41 2		84 9
COMP	70 5		12 11	BEARING,RB/6307	42 18		96 20
ARM/1ST	71 5		12 13		44 7		97 21
	71 6		19 3	BOARD/WIREING ASSY	95 10	BOLT/(S)M8X55	12 8
ARM/2ND	33 1		19 5	BOLT	1 26	BOLT/M 6X50	72 13
COMP	33 7		21 4		2 5	BOLT/M 8X16	24 15
ARM/4WD	39 16		25 6		10 5	BOLT/M 8X25	15 4
COMP	66 4		25 6A		43 8		37 16
ARM,HST LEVER	107 10		25 7		43 9		38 16
ARM,LIFT	107 10A		26 6		47 12		67 14
BAG/TOOL	20 4		26 7		48 12	BOLT/M 8X35	16 18
	22 5		37 11		55 5		57 10A
BALL	23 6		38 11		59 16		75 20
	27 5		109 33		85 10	BOLT/M 8X40	37 23

BP049 1687-097-100-10

*** ALPHABETICAL INDEX ***

97.05.09 P. 2

DESCRIPTION	REF . NO	DESCRIPTION	REF . NO	DESCRIPTION	REF . NO	DESCRIPTION	REF . NO
BOLT/M 8X40	38 23	BOLT/M12X30	29 3	BOLT/STUD	24 5	BOLT,SEMS (SP)	88 5
BOLT/M 8X65	5 10		56 2		24 7		88 12
BOLT/M 8X70	69 2		64 13		29 4		88 19
BOLT/M 8X80	98 20		73 40		74 5		88 21
	99 20		74 3	BOLT/STUD/SEAL	17 4		88 23
BOLT/M06X32	7 9		86 17		24 6		89 5
	7 12		87 17		24 8		89 12
	8 9	BOLT/M12X35	59 9	BOLT,BATTERY	7 3		89 19
	8 12		73 8		8 3		89 22
BOLT/M10X110	64 7	BOLT/M12X40	64 14	BOLT,CONNECTOR	55 23		89 24
BOLT/M10X120	71 3		73 7	BOLT,CONNECTOR/M16	40 28		93 14
BOLT/M10X20	66 11	BOLT/M12X75	86 3	BOLT,HINGE	49 11		94 5
BOLT/M10X25	42 10		86 7	BOLT,KNOB(M6)	83 8		96 2
	73 5		87 3		84 8	BOLT,SEMS (S)	97 2
	85 5		87 7	BOLT,REAMER/M8X25	10 18		10 17
	85 8	BOLT/M5X16	78 4	BOLT,SEMS	2 3		10 24
	86 16	BOLT/M5X30	98 41		7 14		18 11
	86 24		99 41		7 16		37 15
	86 26	BOLT/M8X12	1 9		8 14		38 15
	87 16	BOLT/M8X16	1 10		8 16		39 7
	87 24		93 28		32 4		40 37
	87 26		93 42		32 8		72 15
BOLT/M10X30	10 6		94 19		32 12		72 35
	13 3		94 33		42 2		85 2
	14 3	BOLT/M8X28	96 29		43 14		91 4
	30 6		97 29		49 6		92 3
	31 4	BOLT/M8X28 11T	55 14		49 8	BOLT,SEMS (S) M8X16	30 23
	44 2		72 23		64 5		30 27
BOLT/M10X35	60 38	BOLT/M8X30	12 5		67 11		31 21
	17 2		21 10		69 10		31 25
BOLT/M10X40	47 10		54 14		86 31		33 10
	48 10	BOLT/M8X35	36 5		87 31		33 12
	69 14	BOLT/S	22 6	BOLT,SEMS (SP)	5 22		34 19
	69 18		23 7		6 2		35 19
	72 37		43 7		40 17		40 4
BOLT/M10X45	36 2		55 29		55 18		53 18
	75 9		55 29A		67 27		57 8
BOLT/M10X50	30 5		55 35A		73 29		70 7
	31 3		72 33		74 13		70 9
	40 24		72 46		75 13		71 8
BOLT/M10X55	64 9	BOLT/SEAL	6 5		77 6		71 10
BOLT/M10X80	64 8	BOLT/SET/M16X96	100 7		78 5		93 48
	70 3	BOLT/SP	5 13		79 2		94 39
BOLT/M10X90	40 21		17 5		80 2	BOLT,SEMS/M8X25 7T	54 2
BOLT/M12X20	40 33		21 11		81 2		54 16
	100 20		72 6		81 6	BOLT,SM/M08X25	66 7
BOLT/M12X25	56 6	BOLT/STUD	10 4		82 2	BONDEDSEAL	109 7
	60 39		17 3		82 7	BOOT	96 23

DESCRIPTION	REF . NO	DESCRIPTION	REF . NO	DESCRIPTION	REF . NO	DESCRIPTION	REF . NO
BOOT/HORN	96 18	BULB/LAMP/12V10W	94 9	CAP	1 5	CASE/FINAL/RH	60 22
	97 19		94 23		7 2	CASE/FUSE ASSY	98 28
BOOT/ROD/TIE	61 2	BULB/LAMP/12V21W	93 3		8 2		99 28
	61 6		93 7		95 20	CASE/GEAR ASSY	108 1
	61 9		93 17		96 10	CASE/PTO/MID	30 3
BRACKET COMP	73 30		93 31		97 10		31 1
	73 39		94 8	CAP/OIL/30	64 30	CASE/SPACER/HST SET	13 1
	75 14		94 22	CAP/STEERING	53 2A		14 1
	77 8	BULB/LAMP/12V5W	93 4		53 2B	CASE/TRANSMISSION/H	17 1
BRACKET(SEAT)COMP	85 1		93 8	CAP/TANC ASSY	6 6	CASE/TRANSMISSION/RE	24 1
BRACKET/AXLE COMP	56 1		93 46	CAP,BLANK/M10	10 8		24 1A
BRACKET/BATTERY COMP	7 15	BULB/12V/45/40W	92 7		43 5		24 1B
	8 15	BULB/12V/5W	94 36		59 20		24 1C
BRACKET/BRAKE COMP	49 7	BULB/12V21W	94 2		60 21	CHAIN/CHECK COMP	73 13
BRACKET/CLEANER COMP	3 12	BULB/12V5W	94 3		60 26	CHAIN,CHECK/A	73 12
BRACKET/DRAWBAR COMP	74 2	BUSH	19 12	CAP,BLANK/M12	24 17	CHARGE PUMP ASSY	109 16
BRACKET/LAMP/NUMBER	93 47		53 16A		30 1	CIRCLIP/30	41 6
	94 38	BUSH /18X20X25	34 8		30 2	CLAMP	1 29
BRACKET/LEVER COMP	33 11	BUSH 25X30X35	75 4	CAP,FUSE BOX	98 7		57 9
	69 1	BUSH 33X38X20	75 5		99 7		98 11
BRACKET/LH COMP	85 3	BUSH/16X18X15	10 2	CAP,OIL ASSY	59 2		99 11
	100 15	BUSH/18X20X15	27 7	CAP,OIL 23	10 12	CLAMP/HOSE	98 12
BRACKET/PUMP COMP	5 21		28 7	CAP,OIL(B)ASSY	55 20		99 12
BRACKET/REAR COMP	86 25	BUSH/18X21X25	35 8	CAP,OIL/30	64 30A	CLAMP/WIRE/10-15	1 21
	87 25	BUSH/20X23X20	37 2	CAP,PTO SHAFT	24 12	CLAMP/WIRE/11-13	5 18
BRACKET/REAR/LH COMP	86 12	BUSH/20X23X25	38 2		30 28	CLAMP/WIRE/24-32	1 17
	87 12	BUSH/22X25X20	13 2		31 26	CLAMP/WIRE/30-38	1 15
BRACKET/REAR/RH COMP	86 13		14 2	CAP,TIRE VALVE	50 4	CLAMP/WIRE/32-40	72 9A
	87 13	BUSH/30X34X30	47 8		50 8	CLAMP/WIRE/34-42	1 14
BRACKET/RELAY COMP	98 19		48 8		51 4		1 18
	99 19	BUSH/45X50X42	64 3		51 8	CLAMP/WIRE/40-60	3 9
BRACKET/RH COMP	85 4	BUSH/50X50X37	64 2		52 4	CLAMP/WIRE/52-63	3 11
	100 16	BUSH/62X67X15	59 7		52 8	CLAMP/WORM/08-16	55 31A
BRACKET/SIDE/LH COMP	86 22	BUSH/62X67X30	59 12		62 4	CLAMP/WORM/14-24	40 31
	87 22	BUSH,COLUMN	53 10		62 8	CLAMP/WORM/16-25	55 26
BRACKET/SIDE/RH COMP	86 23	BUSH,STEERING	53 16		63 4		55 31
	87 23	BUTTON	49 4		63 8	CLAMP/WORM/16-28	40 6
BRACKET/WIRE COMP	37 14	CABLE ASSY	9 9	CARTRIDGE	40 19	CLAMP/WORM/25-40	72 9
	38 14		95 22	CASE	109 20	CLAMP,HARNESS	86 30
BRAKE,PARKING ASSY	49 1		95 22A		109 21		87 30
BUCKLE,TURN/M24 COMP	73 34	CABLE/EARTH ASSY	7 11	CASE ASSY	95 15		89 20
BULB	51 3		8 11		95 15A		96 33
	51 7	CABLE/HST	39 1	CASE/CYLINDER ASSY	64 1		97 33
	63 3	CABLE/LOCK ASSY	79 12		64 1A		98 14
	63 7		80 12	CASE/DIFF	42 3		98 24
	95 16	CABLE/PARKING	49 9		58 9		99 14
BULB/LAMP/12V10W	93 18	CAM/BRAKE COMP	46 11	CASE/FINAL	60 1		99 24
	93 32		46 11A	CASE/FINAL/LH	60 17	CLAMP,MAIN HARNESS	98 27

BP049 1687-097-100-10

*** ALPHABETICAL INDEX ***

97.05.09 P. 4

DESCRIPTION	REF . NO	DESCRIPTION	REF . NO	DESCRIPTION	REF . NO	DESCRIPTION	REF . NO
CLAMP,MAIN HARNESS	99 27	COVER	69 13	ELEMENT	5 9	FUSE,BLADE	99 8
CLEANER/AIR ASSY	3 1		69 17	ELEMENT ASSY	4 1		99 34
CLIP(B)	6 12		109 31	ELEMENT,PAPER ASSY	3 3	GASKET	2 4
	76 25		110 13	END,ROD RH ASSY	61 31		3 4
	78 15	COVER COMP	2 2	END,ROD/L-R ASSY	61 26		6 7
	81 8	COVER/A ASSY	109 18	END,TIE ROD ASSY	61 5		109 2
	82 9	COVER/B ASSY	109 19	END,TIE ROD,R ASSY	61 8		109 3
	88 15	COVER/DUSH/F	78 1	ESCUTCHEON	95 7	GAUGE/FUEL ASSY	6 3
CLIP/CABLE	89 15	COVER/DUSH/R	78 2	FACING	10 14	GAUGE/OIL	64 31
	98 16	COVER/END ASSY	108 19	FENDER/LH COMP	81 1	GEAR	95 4
	99 16	COVER/FUSE	98 29		82 1	GEAR/BEVEL/10	60 28
CLIP/HOSE/10.4-11.1	5 20		99 29	FENDER/RH COMP	81 5	GEAR/BEVEL/12	42 5
CLIP/HOSE/11.1-12	5 19	COVER/SHIELD COMP	73 28		82 6		60 7
CLIP/HOSE/15-16.8	64 35	COVER/SIDE ASSY	108 30	FILTER ASSY	5 1	GEAR/BEVEL/14	42 7
CLIP/HOSE/8.7-9.3	5 24	COVER/STEERING	53 19		40 18		54 8
CLIP/08	88 16	COVER/STEERING/F	78 8	FILTER COMP	40 1		54 9
	89 16	COVER/STEERING/R	78 9	FILTER/FUEL	6 8	GEAR/BEVEL/15	58 11
CLUCH/DIFF	45 1	COVER/TOP ASSY	108 23	FILTER/OIL ASSY	55 36	GEAR/BEVEL/17	60 10
CLUTCH SPRING	37 13	COVER/UNDER COMP	79 1	FILTER/SUCTION ASSY	72 1	GEAR/BEVEL/48	60 31
	38 13		80 1	FLASHER ASSY	96 19	GEAR/HELICAL/11	42 16
COLLAR	110 7	COVER/WHEEL	60 36		97 20	GEAR/HELICAL/15	12 1
COLLAR COMP	65 1	COVER,CLUTCH	10 16	FOOD/LH	88 10	GEAR/HELICAL/21-17	11 1
COLLAR(35X50X2)	44 5	COVER,DUST	61 17		89 10	GEAR/HELICAL/25	12 10
COLLAR/07X12X46	6 16		61 20	FOOD/RH	88 11		12 12
COLLAR/09X14X10	37 19		61 27		89 11	GEAR/HELICAL/62	44 8
	38 19		61 32	FORK/SHIFT/DIFFLOCK	45 2	GEAR/SPUR/16	21 1
COLLAR/11X21X3	64 19	COVER,LAMP/REAR	93 19	FORK/SHIFT/PTO	27 3	GEAR/SPUR/20-13	25 1
COLLAR/12X25X16	87 11		93 33		28 3		26 1
COLLAR/12X38X20	86 11		94 10	FORK/SHIFT/SUB	20 2	GEAR/SPUR/21	19 17
COLLAR/14X25X10	73 6		94 24	FRAME/DUSH COMP	88 1		21 7
COLLAR/14X25X30	40 26	COVER,PUMP	55 9		89 1		30 16
COLLAR/19X28X02	110 9		72 18	FRAME/REAR COMP	86 1	GEAR/SPUR/27	21 2
COLLAR/48X52X17	58 3	CRANK/LIFT	66 3		87 1	GEAR/SPUR/30	19 16
CONNECTOR	1 22	CUP	5 6		100 1	GEAR/SPUR/33	18 8
	55 33	CUP/FUEL	6 13	FRAME/SIDE/LH COMP	86 20	GEAR/SPUR/38	19 14
	70 15	CUSHION,B/ RUBBER	16 3		87 20	GEAR/SPUR/40	26 14
	71 16	CUSHION,C/RUBBER	78 16	FRAME/SIDE/RH COMP	86 21	GEAR/SPUR/40-47	25 11
CONNECTOR/L	71 17	CUSHION,RUBBER	3 13		87 21	GEAR/SPUR/47	26 11
CONNECTOR/M16X79	40 12	CYLINDERBLOCK ASSY	109 17	FUSE/SLOWBLOW	98 2	GEAR/SPUR/49	30 19
CONNECTOR/PF1/2X54	40 39	DAMPER/OIL ASSY	37 18		99 2		31 17
CONTROL VALVE ASSY	67 4		38 18	FUSE/250V2A	98 5	GEAR/08-47 SET	41 1
CONTROLLER/DRAF SET	75 1	DIODE	98 3		99 5	GEAR/09-20 SET	58 1
COUPLING	25 4		98 17	FUSE/32V10A	98 32	GEAR/35-31-22-14	19 7
	57 3		99 3		99 32	GERA/SPUR/21	31 14
COUPLING/16X27X62	18 2A		99 17	FUSE/32V20A	98 33	GLASS	95 8
COUPLING/16X27X65	19 4A	DISK,CLUTCH/225	10 13		99 33	GRILLE	77 1
COUPRING/16X27X55	26 4	DRAWBAR	74 8	FUSE,BLADE	98 8		77 5
	57 3A	DRAWBAR SET	74 1		98 34	GRIP	33 9

DESCRIPTION	REF . NO	DESCRIPTION	REF . NO	DESCRIPTION	REF . NO	DESCRIPTION	REF . NO
GRIP	34 17	HARNESS,LAMP/REAR	94 21	HOUSING/AXLE	59 1	INSULATOR	89 6
	49 5	HARNESS,OIL PRESSURE	98 9	HOUSING/AXLE/LH	43 1		89 7
	70 12		99 9	HOUSING/AXLE/RH	43 2		89 18
	71 14	HARNESS,SOCKET	98 39	HOUSING/CLUTCH ASSY	10 1		98 40
	83 10		99 39	HST ASSY	18 1		99 40
	84 10	HARNESS,WIRE/NO.9	98 37		18 1A	INSULATOR/LEVER/SUB	32 3
GRIP/MAIN	39 8		99 37	HUB/BRAKE/LH SET	47 6		32 7
GRIP/SUB	32 2	HEAD/CYLINDER	64 12		48 6		32 11
	32 6	HEAD/SPOOL	110 2	HUB/BRAKE/RH COMP	47 7		34 20
	32 10	HITCH/LINK ASSY	75 2		48 7		69 12
	35 17	HITCH/TRAILER SET	29 1	HUB/09X14X20	1 24		70 13
	69 11	HOLDER COMP	70 6	HUB/20X30X62	18 2		71 13
GRIP/THROTTLE	9 2		71 7		19 4	INSULATOR/LH	76 6
GRIP,B	75 24	HOLDER/LEVER COMP	39 11	HUB/25X40X40/HST	19 15		76 9
GROMMET	81 4	HOLDER/ROD	76 19	INSULATOR	1 3	INSULATOR/RH	76 7
	81 11	HOLDER/SHAFT ASSY	53 6		1 7		76 10
	82 4		53 12		1 28	INSULATOR/TANK	6 14
	82 12	HOLDER/SHAFT COMP	53 7		6 9	JOINT	75 37
GROMMET/13X17X5	81 3		53 13		6 9A	JOINT BALL M08LH	36 9
	81 10	HOOD ASSY	76 1		7 7	JOINT BALL M08RH	36 8
	82 3	HOOK,TOP LINK	86 29		7 18	KEY	109 32
	82 11		87 29		8 7	KEY ASSY	96 13
GROMMET/9X13X2	81 7	HORN	96 1		8 18		97 13
	82 5	HORN ASSY	97 1		45 10	KNOB	65 3
	82 8	HOSE	1 6		56 4		96 17
GUIDE/CHANGE/LH COMP	83 1		5 16		74 11		97 18
	84 1		40 32		76 23	LABEL/C/BATTERY	104 3
GUIDE/CHANGE/RH COMP	83 3	HOSE/FUEL	64 34		78 11		105 3
	84 3		64 34A		78 12		106 3
GUIDE/SLEEVE/RELEASE	10 22	HOSE/OIL	55 25		78 13	LABEL/C/DRIVE/D	106 1
HARNESS/ENGINE ASSY	98 1	HOSE/RADIATOR/INLET	1 13		79 6	LABEL/C/DRIVE/F	105 1
	99 1	HOSE/RADIATOR/OUTLET	1 16		80 6	LABEL/C/DRIVE/G	104 1
HARNESS/ENGINE/4P	98 6	HOSE/03X07X800	6 10		83 2	LABEL/C/SHIFT	105 12
	99 6	HOSE/04X08X110	6 15		83 4		106 12
HARNESS/LAMP	93 2	HOSE/06X10X250	5 17		83 5	LABEL/CE	103 18
	93 6	HOSE/110	5 15		84 2	LABEL/COLUMN/LH	102 9
	94 37	HOSE/14X22X90	40 30		84 4		103 10
HARNESS/MAIN ASSY	98 15	HOSE/170	1 19		84 5	LABEL/COLUMN/RH	102 10
HARNESS/MAIN/E4 ASSY	99 15	HOSE/19X29X70	40 5		85 7		103 11
HARNESS/NUMBER PLATE	93 45	HOSE/290	1 20		86 8	LABEL/CONTROL/OPNER	102 4
HARNESS/PANEL ASSY	98 36	HOSE/400	10 11		86 14		103 5
	99 36	HOSE/500 COMP	70 14		86 15	LABEL/CONTROL/PTO	102 7
HARNESS/REAR ASSY	98 25		71 15		87 8		103 8
HARNESS/REAR/E4 ASSY	99 25	HOSE/650	5 23		87 14	LABEL/CONTROL/SUBCON	70 23
HARNESS/STARTER	97 14	HOSE,OIL 10X15X80	55 30		87 15		71 25
HARNESS,LAMP/REAR	93 16	HOUSING	22 3		88 6	LABEL/CONTROL/SUBHST	102 6
	93 30		23 4		88 7		103 7
	94 7	HOUSING ASSY	95 9		88 18	LABEL/D/BATTERY	104 10

BP049 1687-097-100-10

*** ALPHABETICAL INDEX ***

97.05.09 P. 6

DESCRIPTION	REF . NO	DESCRIPTION	REF . NO	DESCRIPTION	REF . NO	DESCRIPTION	REF . NO
LABEL/D/BATTERY	105 10	LAMP/FRONT SET	94 1	MARK;HST LEVER	102 12	NUT	9 6
LABEL/D/STARTER	106 11	LAMP/FRONT/LH/C ASSY	93 1		103 13		18 3
	104 9	LAMP/FRONT/RH/C ASSY	93 5	MARK,PORT A	70 21		39 17
	105 9	LAMP/HEAD ASSY	91 7		71 23		43 10
	106 9		92 6	MARK,PORT B	70 22		47 11
LABEL/DIFF	103 17	LAMP/HEAD/G ASSY	91 8		71 24		47 13
LABEL/FILTER	106 15	LAMP/NUMBERPLAT ASSY	93 44	MAT/FLOOR/LH	88 13		48 11
LABEL/FUSE/11	104 12	LAMP/NUMBERPLAT SET	94 35		89 13		48 13
	105 13	LAMP,COMBI/REAR/LH	93 15	MAT/FLOOR/RH	88 14		53 3
	106 13		94 6		89 14		59 10
LABEL/MID	102 13	LAMP,COMBI/REAR/RH	93 29	METAL	12 7		61 11
	103 14		94 20	METAL/CLUTCH	21 8		61 36
LABEL/SPEED/HST	102 14	LEBER/SUBCON	70 8	METAL/DIFF	42 1		65 7
	103 15		71 9	METAL/GEAR	54 10		69 8
LABEL/START	106 16	LEVER	5 2	METAL/INPUT	12 4		83 12
LABEL/START/D	106 16A		96 16		18 10		84 12
LABEL/START/F	105 15		97 17	METAL/PIVOT/FRONT	59 6		86 4
LABEL/START/U	104 14	LEVER COMP	9 1	METAL/PIVOT/REA ASSY	59 11		86 10
LABEL/SWITCH/P	102 15	LEVER/BAR/14 COMP	39 6	METAL/RELIEF	72 36		87 4
	103 16	LEVER/DRAFT	75 22	METAL/SPACER	30 4		87 10
	103 16A	LEVER/HST COMP	39 10		31 2		96 22
LABEL/W/ETHER	104 6	LEVER/MID	34 18	METAL/WHEEL	44 1		100 18
	105 6		35 18	METER/HM/F/T SET	95 2		108 18
	106 7	LEVER/PTO COMP	32 13		95 2A		108 44
LABEL/W/FAN	104 2	LEVER/SUB	69 9	MIRROR ASSY	91 1		108 45
	105 2	LEVER/SUB COMP	32 1		92 1	NUT/M 4	93 10
	106 2		32 5		92 1A	NUT/M 6	7 5
LABEL/W/MUFFLER	104 5	LEVER/4WD	33 8	MUFFLER COMP	2 1		8 5
	105 5	LINING/11X30X02	69 6	NET	77 2		93 25
	106 5	LINING/11X40X03	9 3	NET/LH	76 2		93 39
LABEL/W/RADIATOR	104 7	LINING/16X30X02	75 16	NET/RH	76 3		94 16
	105 8	LINING/17X64X05	39 15	NET/WIRE COMP	1 4		94 30
	106 8	LINK/AUTO COMP	67 35	NIPPLE/GREASE	59 14	NUT/M 8	16 4
LABEL/W/ROPS/E20	106 17	LINK/LOWER/LH COMP	73 1		75 7		16 10
LABEL/W/ROPS/E30	104 15	LINK/LOWER/RH COMP	73 2	NIPPLE,GREASE	13 10		16 19
LABEL/W/ROPS/E50	105 16	LINK/SPOOL COMP	67 21		47 17		22 7
LABEL/W/SHIELD	104 4	LINK/SUPPORT COMP	67 25		48 17		23 8
	105 4	LINK/TOP/LH COMP	73 21		61 19		36 11
	106 4	LINK/TOP/RH COMP	73 22		61 22		36 12
LABEL/W/SHIELD/PTO	104 8	LINK,FUSIBLE	98 4		61 30		37 7
	105 7		99 4		61 35		37 17
	106 6	LOCKPLATE	47 3	NIPPLE,GREASE/B-M6F	23 2		37 20
LABEL/330	103 2		48 3	NIPPLE,GREASE/PT1/8	13 8		38 7
LABEL/4WD	102 11	MARK,FUEL	104 11		14 8		38 17
	103 12	MARK,FUEL/FR	105 11		16 5		38 20
LABEL,CONTROL	102 8	MARK,FUSE/4	104 13		59 15		39 12
	103 9		105 14		75 8		47 24
LABEL,FUEL/D	106 10		106 14	NUT	4 2		48 24

DESCRIPTION	REF . NO	DESCRIPTION	REF . NO	DESCRIPTION	REF . NO	DESCRIPTION	REF . NO
NUT/M 8	57 11 66 8 67 15 68 9 72 26 75 21	NUT/WASHER	70 20 71 22 93 43 93 49 94 34 94 40	O-RING/P10A	5 4 27 2 28 2	O-RING/P44 O-RING/P65 HS90 ORNAMENT	18 12 67 2 76 14
				O-RING/P12	55 37 64 25 67 9		98 31 99 31 103 6
	75 40 76 13 91 5 92 4 96 30 97 30	NUT,LH THREAD/M17 NUT,LOCK NUT,LOCK/M8	61 12 61 37 96 28 97 28 96 3 97 3	O-RING/P14	72 34 72 45 109 13 110 21 20 9 22 2	ORNAMENT/I/STEERING ORNAMENT/ISEKI ORNAMENT/SIDE/LH ORNAMENT/SIDE/RH	102 1 103 1 102 2 103 3 102 3 103 4
NUT/M06	7 10 7 13 8 10 8 13	NUT,RING NUT,RING/M28X1.0 NUT,SLOTTED	5 7 96 11 97 11 61 18		23 3 30 25 31 23 64 23	ORNAMENT/STEERING PACKING	102 5 1 25 55 21 59 3
NUT/M08X1.5	108 37	NUT,SLOTTED/M12P1.25	61 21 61 28		64 28 67 12		108 46 3 6
NUT/M10	10 9 13 4 14 4 75 10	NUT,SPEED/P6 NUT,TOP LINK LOCK O-RING	61 33 76 15 77 3 73 24 73 35 27 8		69 16 72 40 72 44 109 8 109 11 110 27	PACKING ASSY PACKING/RUBBER PACKING,OIL PUMP PAD	4 3 6 4 55 16 72 29 16 2 37 5
NUT/M12	73 38 74 6 61 13 59 19 66 13 73 15 73 16		28 8 108 6 108 15 108 21 108 22 108 32	O-RING/P18	40 11 40 27 45 6 46 12 54 13 55 24		37 9 38 9 47 18 48 18 38 5 88 22
NUT/M12X1.25 NUT/M14 NUT/M16	100 8 101 2 55 3 96 15 97 16 58 4	O-RING HS90 G50 O-RING P31 O-RING P6 HS90	108 42 55 11 72 20 55 38 55 13 72 22	O-RING/P20	64 26 109 14 40 20 40 40 55 28 55 34	PAD (HST) PANEL/BACK COMP	89 23 88 4 89 4 88 8 89 8 88 9
NUT/M20 7T NUT/M22 NUT/M25	93 22 93 36 94 13 94 27 16 9 36 10	O-RING/G100 O-RING/G35 O-RING/G45 O-RING/G60	60 2 72 4 72 2 72 5 108 9 10 23		64 22 72 12 72 31 72 42 55 12 72 21	PANEL/CENTER PANEL/FLOOR/LH COMP PANEL/FLOOR/RH COMP	89 9 88 23 89 4 88 8 89 8 88 9
NUT/M5	93 22 93 36 94 13 94 27 16 9 36 10	O-RING/G100 O-RING/G35 O-RING/G45 O-RING/G60	60 2 72 4 72 2 72 5 108 9 10 23	O-RING/P22	64 22 72 12 72 31 72 42 55 12 72 21	PANEL/INSTRUMEN ASSY PANEL/REAR COMP PANEL/SEAT COMP	89 9 95 1 95 1A 88 20 89 21 88 17
NUT/M8	47 23 48 23 72 28 68 10 78 3 57 11A	O-RING/G65 O-RING/G70 O-RING/P 7 O-RING/P 8 O-RING/P 9	109 6 59 5 64 27 67 28 108 41 64 17	O-RING/P24 O-RING/P28 O-RING/P34 O-RING/P38 O-RING/P44	40 8 40 38 40 3 57 7 59 13 5 8	PEDAL/BRAKE/LH COMP PEDAL/BRAKE/RH COMP	89 17 89 17A 47 1 48 1 47 2 48 2

BP049 1687-097-100-10

*** ALPHABETICAL INDEX ***

97.05.09 P. 8

DESCRIPTION	REF . NO	DESCRIPTION	REF . NO	DESCRIPTION	REF . NO	DESCRIPTION	REF . NO
PEDAL/BRAKE/RH COMP	48 2A	PIN/12X75	58 13	PIN,SPLIT/3 X20	61 14	PLATE	43 12
PEDAL/CLUTCH COMP	16 1	PIN/14X115	42 4		61 23		49 10
PEDAL/HST SET	37 1	PIN/16X73	73 36		61 29		54 11
	38 1	PIN/19X110	75 12		61 34		69 5
PEDAL/HST/REVERSE	37 6	PIN/19X94	73 26		73 20		75 18
	38 6	PIN/19X94 COMP	100 3	PIN,SPLIT/3 X35	65 2		75 19
PIN	12 6	PIN/25X91	74 9	PIN,SPLIT/3X30	100 14		77 7
	12 9	PIN,KNOCK	13 7	PIN,SPRING/5 X20 W	88 2		93 13
	16 11		14 7		75 26		109 30
	17 6	PIN,LINK	29 8		75 31		110 23
	18 6		73 10	PIN,SPRING/5 X25 W	58 14	PLATE COMP	36 4
	30 8		73 25	PIN,SPRING/6 X32 W	18 7		74 12
	31 6		74 10		33 2		86 28
	42 8A		100 4		34 2		87 28
	42 9	PIN,ROD COMP	66 10		35 2	PLATE/BATTERY	7 4
	43 6	PIN,SNAP/6	70 11	PIN,TAPER	75 6		8 4
	44 3		71 12	PIN,TAPER/8X50	47 9	PLATE/BUMPER	56 5
	60 4	PIN,SP.(W)/5.0X16	43 13		48 9		56 5A
	60 37	PIN,SPLIT/2 X15	76 21	PIN, YOKE A	47 25	PLATE/DISK	46 2
	64 11		79 11		48 25		46 2A
	67 16		80 11		49 14		46 7
	68 3	PIN,SPLIT/2 X20	9 11	PINION/BEVEL/11	58 10		46 7A
	95 5		16 13	PIPE COMP	72 11	PLATE/I 25X60	30 22
	109 43		16 17	PIPE/BOOST COMP	40 10		31 20
	109 44		20 12	PIPE/CLEANER/INLET	3 8	PLATE/I/16X200	33 4
	109 49		33 6	PIPE/CLEANER/OUTLET	3 10	PLATE/I/16X215	34 11
	109 52		34 6	PIPE/DELIVERY COMP	72 30		35 11
PIN ASSY	100 2		34 13		72 43	PLATE/I/16X435	34 4
PIN COMP	73 3		35 6	PIPE/FRONT COMP	40 29		35 4
	76 16		35 13	PIPE/OIL COMP	55 22	PLATE/I/19X50	24 14
PIN (22X85)	66 12		47 27		55 27	PLATE/I/19X75	67 18
PIN ASSY	29 7		48 27		55 32	PLATE/I/22X104	29 2
PIN STRAIGHT,A	42 8		49 16	PIPE/RETURN COMP	40 25		74 7
PIN 19X132	73 27		53 4A	PIPE/SUCTION COMP	40 2	PLATE/I/25X62	67 41
PIN/LH COMP	73 3A		67 20		40 7	PLATE/I/30X50	30 26
PIN/LOCK	76 11		67 23		72 3		31 24
PIN/RH COMP	73 4		67 30		72 10	PLATE/I,13X40	96 38
PIN/SF141 SET	101 1		67 37	PIPE/TANK COMP	40 36		97 36
PIN/SHIFT/DIFFROCK	45 3		68 5	PIPE/50	64 32	PLATE/LAMP/FRONT	94 4
PIN/SUPPORT COMP	67 26		68 8	PIPE,BREATHER	10 10	PLATE/LOCK/LH COMP	79 7
PIN/TAPER/06X45	20 6	PIN,SPLIT/2 X25	53 4		64 33		80 7
PIN/05X23	67 22	PIN,SPLIT/2.5X15	79 13	PIPE,SUCTION (A)	72 7	PLATE/LOCK/RH COMP	79 8
PIN/06X31	70 10		80 13		72 8		80 8
	71 11	PIN,SPLIT/2.5X20	39 4	PISTON	67 1	PLATE/PRESSURE/LH	46 1
PIN/08X19	39 2		75 29		108 11		46 1A
	49 13		75 35	PIVOT/TRUNNION COMP	36 1	PLATE/PRESSURE/RH	46 6
PIN/08X25	45 4		75 39	PLATE	30 29		46 6A
PIN/12X48	73 19	PIN,SPLIT/2.5X25	9 7		31 27	PLATE/SEPARATE	46 3

DESCRIPTION	REF . NO	DESCRIPTION	REF . NO	DESCRIPTION	REF . NO	DESCRIPTION	REF . NO
PLATE/SEPARATE	46 8	PUMP SET	72 17	RING,SNAP/10 C	20 13	ROD/08X110	49 12
PLATE/Socket COMP	98 42	PUMP/FUEL ASSY	5 12	RING,SNAP/15 C	37 12	ROD,BRAKE	47 22
PLATE/STOP COMP	99 42	PUMP,GEAR ASSY	55 7		38 12	ROD,CLUTCH A COMP	48 22
	83 6		72 16		40 16	RUBBER,CUSHION	16 6
	84 6	RADIATOR ASSY	1 1		54 4		13 9
PLATE/SWASH	109 23	REFLECTOR	93 20	RING,SNAP/17 C	53 11		14 9
PLATE/TANK	6 11		93 34		53 17		88 3
PLATE/THRUST	109 28		94 11	RING,SNAP/18 C	20 8		89 3
	109 29		94 25		34 10	S.W	55 15
PLATE/U/122.5X25	75 11	RELAY/4P	98 18		35 10		72 24
PLATE/U/30X50	67 40		99 18	RING,SNAP/20C	19 6	SCREW	78 10
PLATE/VALVE	109 26	RESISTANCE/1.0	5 25		19 19		95 12
	109 26A	RING	100 6		37 4		98 35
	109 27	RING/BACKUP	64 18		38 4		99 35
PLIERS/G150	107 3		109 9		57 2	SCREW/M05X30	77 9
PLUG	1 23		109 15	RING,SNAP/21 C	64 20	SCREW/M4X16	93 9
	67 8	RING/BOOT	61 3	RING,SNAP/22 C	45 5	SCREW/M6X10	91 2
	109 39		61 7		45 8	SCREW/M6X14	109 38
	109 42		61 10		47 16	SCREW/M6X40	65 4
PLUG/M14	109 55	RING/E	95 3		47 29	SCREW/RH COMP	16 7
PLUG/SCREW/SEAL	110 18	RING/O	57 5		48 16	SCREW/S	95 11
	24 11		109 4		48 29	SCREW/Socket	109 45
	30 9		109 5	RING,SNAP/25 C	109 37		109 48
	31 7		109 10	RING,SNAP/30 C	108 26		110 15
	59 4		109 12	RING,SNAP/35 C	25 10	SCREW/SP	78 7
	60 20	RING/SNAP	19 10		34 16		95 21
	60 25		24 2		35 16		97 23
	64 29		24 3		42 20		97 35
	67 10		24 4		44 6	SCREW/TAPPING	95 13
	70 17		30 15	RING,SNAP/52 C	58 8	SCREW/4X16	95 14
	71 18		31 13		60 19	SCREW,ADJUST	108 28
PLUG/SEAL	108 47		42 15		60 24	SCREW,LH/M24X160COMP	73 33
PLUG/SEAL/25	110 26		42 19	RIVET	10 15	SCREW,PLUS/M4X8	96 7
PLUG/SEAL/80	24 10		43 3	RIVET,BLIND/4X7.5	76 4		97 7
PLUG/10	24 9		44 10	ROD	16 15	SCREW,PLUS/M5X0.8X8	96 9
	64 4		58 18		49 2		97 9
PLUG/7P	98 38		58 19		66 9	SCREW,RH/M24 COMP	73 32
	99 38		60 9		75 27	SCREW,SEMS	83 11
PLUG,DRAIN	55 19		60 15	ROD/DRAFT	75 33		84 11
	72 39		60 16	ROD/FORK/LH COMP	73 31		93 21
PLUG,DRAIN (1/4)	10 3		66 5	ROD/M08X65 COMP	36 7		93 35
	43 4		66 6	ROD/M08X70	68 6		94 12
POPPET	40 14		109 50	ROD/SUB COMP	20 10		94 26
	108 17	RING/SNAP/CH	21 9	ROD/TIE	61 4	SCREWDRIER ASSY	107 4
	109 40		108 43		61 25	SEAL	76 8
	110 19	RING/SNAP/CS	60 35	ROD/TIE ASSY	61 1		108 3
PORTBLOCK	109 22	RING,BACK UP	67 3		61 16		108 4
PUMP SET	55 8	RING,SNAP	110 17	ROD/055 COMP	16 7A		108 8

BP049 1687-097-100-10

*** ALPHABETICAL INDEX ***

97.05.09 P. 10

DESCRIPTION	REF . NO	DESCRIPTION	REF . NO	DESCRIPTION	REF . NO	DESCRIPTION	REF . NO
SEAL	108 20	SHAFT/SCREW ASSY	108 7	SPRING/HC25	40 13	STEERING/POWER ASSY	55 1A
SEAL/OIL	21 6	SHAFT/SECTOR ASSY	108 27	SPRING/HE023	46 5	STEERING/2/380 ASSY	53 1A
	21 12	SHAFT/SLOWRETURN	65 6		46 10	STEP/SUB	90 1
	26 9A	SHAFT/STEERING	53 15	SPRING/HE066	47 14	STOPPER COMP	100 11
	31 12		54 3		48 14	STOPPER/SPRING/A	110 3
	54 6	SHAFT/STEERING COMP	54 1	SPRING/HE123	67 13	STOPPER/SPRING/B	110 4
	59 8		54 15	SPRING/HE90	16 14	STUD/M12	100 17
	108 2	SHAFT/WHEEL	44 4	SPRING/HT043	45 9	STUD/M12X28	60 3
	108 25		60 30	SPRING/WASHER	69 7	STUD/M14X35	59 18
	109 1	SHIM (C)	58 5		75 17	SWITCH	96 24
SEAL/OIL ASSY	60 12	SHIM D T=0.1	58 6	SPRING,CLUTCH RETURN	47 19		97 24
SEAL/52	60 18	SHIM/0.1	42 13		48 19	SWITCH ASSY	96 14
	60 23	SHIM/0.2	42 12	SPRING,COIL	108 13		97 15
SEAL,DUST	64 21	SHIM/08X14X01	40 15		108 16	SWITCH/PUSH ASSY	96 31
SEAL,OIL	44 11	SHIM/2.3	76 17	SPRING,CONE	47 4		97 22
	55 10	SHIPPINGPLUG	109 53		48 4		97 31
	60 32		109 54	SPRING,PRESS/22	9 4	SWITCH/PUSH SET	96 21
	72 19	SHROUD COMP	1 2	SPRING,PRESS/26	77 10	SWITCH,HAZARD ASSY	96 26
SEAL,OIL/OS45554	66 2	SLEEVE	30 13	SPRING,SHIFTER	20 3		97 26
SEAL,OIL/TC20357	12 3		31 11		22 4	SWITCH,LAMP ASSY	96 25
	12 14		110 8		23 5		97 25
	19 2	SLEEVE 35X40X17	25 8		27 4	SWITCH,LIMIT ASSY	96 34
SEAL,OIL/TC355008	11 3		26 8		28 4		97 34
SEAL,OIL/TC356210	30 14	SLEEVE/DETENT	110 10		30 17	SWITCH,STARTER ASSY	96 4
SEAL,OIL/TC4,14247	110 6	SLEEVE/RELEASE	10 21		31 15		97 4
	110 16	SLIPPER,BRAKE B	39 14	SPRING,TENSION	79 9	SWITCH,STARTER SET	96 5
SEAL,OIL/TC406211	25 9	SOCKET	95 17		80 9		97 5
	26 9		95 19	SPRING,TENSION/53	15 2	SWITCH,STOP	96 27
SEAL,OIL/VC122204	67 32	SPANNER/ 8X10	107 5	SPRING,TENSION/86	75 32		97 27
	67 34	SPANNER/12X14	107 6	SPRING,VALVE	5 3	TANK/FUEL COMP	6 1
	67 39	SPANNER/13X17	107 7	STAY/BAR	76 22	TANK/OIL COMP	55 17
SEAL,OIL/VC16244	54 5	SPANNER/19X22	107 8	STAY/INSULATOR	78 14	TIRE	62 2
SEAL,OIL/21	58 7	SPANNER/24X27	107 9	STAY/PIPE COMP	70 16		62 6
SHAFT	30 20	SPANNER,BOX/22	107 1		71 19	TIRE/12.4-16 4PR	50 2
	31 18	SPOOL/DELECT	110 22	STAY/PLATE	79 15		50 6
	57 1	SPRING	49 3		80 15	TIRE/24X8.50-12-4	63 2
	60 27		67 6	STAY/PLATE/LH COMP	79 3		63 6
	60 41		67 7		80 3	TIRE/315/80D-16-4	51 2
	60 42		73 11	STAY/PLATE/RH COMP	79 4		51 6
	109 24		108 12		80 4	TIRE/9.5-22-4	52 2
	109 25		109 36	STAY/SHIFT/PTO	27 1		52 6
SHAFT ASSY	53 9		109 41		28 1	TOOL,FUSE	98 30
SHAFT/FRONT	21 3		110 20	STAY/SHIFT/SUB	20 1		99 30
SHAFT/PTO	25 5	SPRING PIN (W)	110 24	STAY,MIRROR	91 3	TUBE COMP	57 4
SHAFT/PTO/HST	19 1	SPRING/A	100 12		92 2	TUBE/ 6-14	62 3
SHAFT/PTO/MID	30 10	SPRING/HC015	110 12	STEERING CAP	53 2		62 7
	31 8	SPRING/HC042	110 5	STEERING WHEEL ASSY	53 1	TUBE/ 8-18	52 3
SHAFT/PTO/REAR	26 5	SPRING/HC076	75 36	STEERING/POWER ASSY	55 1		52 7

DESCRIPTION	REF . NO	DESCRIPTION	REF . NO	DESCRIPTION	REF . NO	DESCRIPTION	REF . NO
TUBE/12.4-16	50 3	WASHER / M6	93 27	WASHER,PL/M 8	1 12	WASHER,SP/M 6	93 40
	50 7		93 41		1 27		94 17
TUBE/14X130	39 9		94 18		16 12		94 31
TUBE/300 COMP	57 6		94 32		20 11	WASHER,SP/M 8	1 11
TURNBUCKLE/A	73 14	WASHER /M12	40 35		33 5		5 11
TURNBUCKLE/M8	16 8	WASHER/M10	7 17		34 5		10 19
TURNBUCKLE COMP	73 23		8 17		34 12		22 8
U-NUT	47 5		9 5		35 5		23 9
	48 5		18 4		35 12		24 16
VALVE	3 2		40 22		37 22		36 6
	64 24		53 5		38 22		36 13
	109 35		86 27		39 3		37 8
VALVE SET	67 5		87 27		47 26		37 21
VALVE ASSY	64 16		109 47		48 26		38 8
	108 10	WASHER/M20	37 3		49 15		38 21
VALVE SET	110 1		38 3		57 12		39 13
VALVE/CONTROL ASSY	70 2		100 13		67 19		67 17
	71 2	WASHER/11X20X4.5	13 6		67 29		69 3
VALVE/CONTROL/SUB/R1	70 1		14 6		67 36		72 27
VALVE/CONTROL/SUB/R2	71 1	WASHER/13X32X3	73 37		68 4		76 12
VALVE/LAMP/12V/1.7W	95 18		87 9		68 7		98 21
VALVE/RELIEF ASSY	72 41	WASHER/18X26X02	34 9		72 25		99 21
VALVE/S/A	109 51		35 9		75 28		110 14
VIS	5 5	WASHER/20X36X02	19 18		75 34	WASHER,SP/M10	2 6
WASHER	9 8	WASHER/20X48X05	26 10		75 38		10 7
	42 6	WASHER/23X35X2	96 32		76 26		13 5
	58 12		97 32		79 10		14 5
	75 41	WASHER/24X9X3.2	78 6		80 10		18 5
	86 9	WASHER/30X46X2	19 13		81 9		30 7
	95 6		41 3		82 10		31 5
	96 12	WASHER/30X50X03	26 12		91 6		36 3
	97 12	WASHER/36X43X23	34 15		92 5		40 23
	108 34		35 15		98 22		43 11
	108 35	WASHER/6X14X3	76 24		99 22		64 10
	108 36		77 4	WASHER,PL/M18	20 7		69 15
WASHER COMP	85 12	WASHER/6X24X2	83 7	WASHER,PL/M22	47 15		69 19
	86 2		84 7		48 15		70 4
	87 2	WASHER/75X90X03	42 14	WASHER,PL/M4	96 6		71 4
WASHER / M16	73 18	WASHER,PL/M 4	76 5		97 6		72 38
	100 10		93 12	WASHER,SP/M 4	93 11		85 6
	101 4		96 37		96 36		85 9
WASHER / M6	7 6	WASHER,PL/M 5	67 24	WASHER,SP/M 5	93 24		86 18
	8 6		93 23		93 38		87 18
	9 10		93 37		94 15	WASHER,SP/M12	108 40
	16 16		94 14		94 29		29 6
	76 20		94 28	WASHER,SP/M 6	65 5		40 34
	79 14		96 8		72 14		55 6
	80 14		97 8		93 26		56 3

BP049 1687-097-100-10

*** ALPHABETICAL INDEX ***

97.05.09 P. 12

DESCRIPTION	REF . NO	DESCRIPTION	REF . NO	DESCRIPTION	REF . NO	DESCRIPTION	REF . NO
WASHER,SP/M12	56 7 60 5 60 40 61 15 61 24 61 38						
	64 15 73 9 73 41 74 4 85 11 86 5						
	86 19 87 5 87 19 100 19 100 21						
WASHER,SP/M14	59 17						
WASHER,SP/M16	44 13 66 14 73 17 100 9 101 3						
WASHER,SP/M20	55 4						
WASHER,WIRE TENSION	5 14						
WHEEL COMP	52 1 52 5						
WHEEL/12-7JA COMP	63 1 63 5						
WHEEL/14X5J COMP	62 1 62 5						
WHEEL/16-10LB COMP	51 1 51 5						
WHEEL/16XW11 COMP	50 1 50 5						
WING NUT ASSY	3 5						
WIRE	6 17 33 3 34 3 35 3 58 15						
WRENCH,SOCKET/17X19	107 2						
YOKE,LH	47 20 48 20						
YOKE,RH	47 21 48 21						
YORK,CLUTCH	15 3						