

Directions for use of Parts Catalogue

1. Applicable model of machines

All component and option parts used for SXG19H/22H garden tractor s are listed in this parts catalogue.

1) MODEL TYPE

- H HST
- G WITH EXTRA SPECIFICATIONS
FOR LOCAL HOMOLOGATION

2) AREA CODE

- E42F2 . . . FRANCE
- E42C OTHER COUNTRY

2. Explanation for head paragraph

KEY	PART CODE	DESCRIPTION	S P C	TYPE OF MODEL						I T C	C O L	G R P	REMARKS
				SSM48M	SSM48F	SSM48G	SRM48M	SRM48F	SRM48G				
1	8595-211-001-20	CASE/UPPER	*	1									
1A	8657-201-081-00	CASE/UPPER	*	1			1						
2	8595-211-002-10	CASE/LOWER	*	1			1						
3	V523-100-801-80	PIN	*	2			2						
4	V211-260-803-00	BOLT, SEMS	*	6			6						
			*	2			2						
			*	2			2						
			*	1			1						

- ① KEY shows the location of parts diagramed in the illustration.
- ② Parts numbers begin with `V` and `W` are standard parts of the market.
- ③ `LH` and `RH` on the parts name are described against the moving direction of the machine or are described on the condition how to install parts on the machines.

- ④ SPC : The following symbol classifies parts to be used for machines.

`*´ means standard parts.

`T´ shows that the parts can be installed as optional parts.

`R´ shows that the parts can be used as applicable parts to replace originally equipped parts.

- ⑤ Upper column : QTY shows the number of parts to be used for one unit of machine.

`M´ is indicated for parts supplied by a meter long.

`l´ is indicated for parts supplied by liter.

`AR´ is indicated for parts need to be adjusted or regulated.

Lower column : serial number

—229 means serial number up to 229.

230— means serial number 230 and after.

- ⑥ ITC : Interchangeability

`1´ ...OLD ← NEW

New parts can be used in place of the old parts.

`2´ ...OLD → NEW

Old parts can be used in place of the new parts.

`3´ ...OLD →← NEW

Old parts and new parts can not be replaced each other.

- ⑦ COL : Color code

Color is signified with color code number for colored parts.

Please see the color list shown in the next page.

- ⑧ GRP : Parts shown in this column can be replaced by SET parts.

Example : Parts marked ① can be replaced by parts marked ②, and ③ for ④, so the rest follow in the same alphabetical order.

- ⑨ Remarks

* Other maker's part code number is shown in this column.

* When Fig. No. is shown in the Remark column of SET parts or ASSY parts, each of their component parts are listed in said Fig. No.

3. Color :

The following colors are used color parts.

COLOR CODE	COLOR	SPRAY TYPE PARTS CODE	PAINTS 4K DRUM PARTS CODE	PAINTS 16K DRUM PARTS CODE
4 L	NEO BLUE	1300-985-001-10	1300-985-003-00	—————
6 G	SUMMER WHITE	1300-958-001-10	1300-958-003-00	1300-958-004-00
7 F	MIRROR BLACK	1300-954-001-10	1300-954-003-00	1300-954-004-00

NOTE : Color code is signified only for the parts assigned by the maker as color parts.

4. Serial Numbers :

- 1) For engines serial number is stamped on CYLINDER BLOCK ASSY.
Please see Fig. No. 5-1.
- 2) For chassies serial number is shown on the LABEL.
Please see

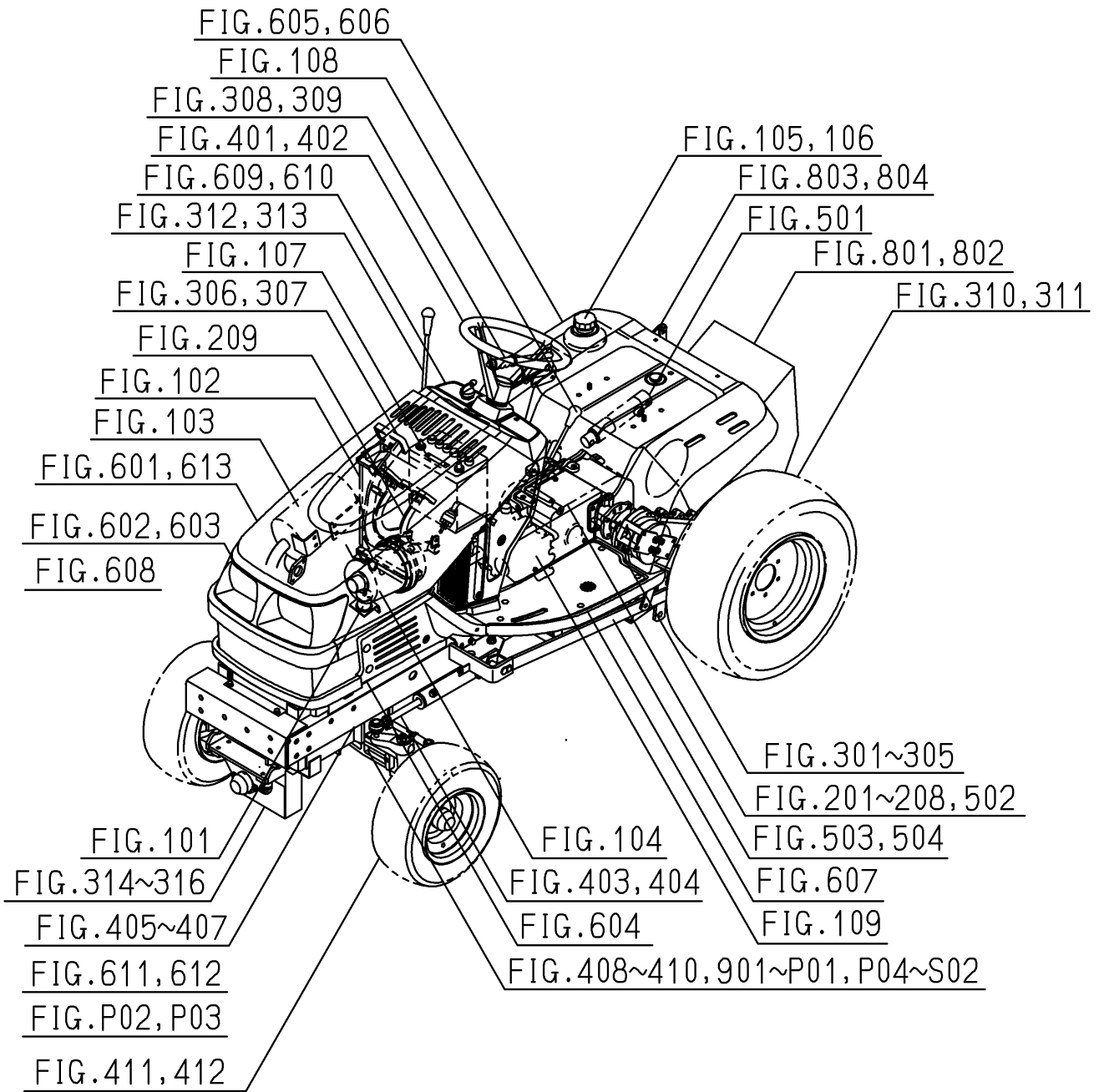


5. Parts Order

- 1) Parts numbers listed in the parts catalogue are all registered in “ISEKI on-line computer” .
- 2) When you order parts, please make sure of correct numbers.
- 3) When substitute parts is available, the part number ordered will be automatically turned to a new part number.
- 4) Please be sure to use “ISEKI GENUINE PARTS” .

Any other similar parts other than ISEKI parts when used may cause a

trouble that makes us unable to repair or guarantee the warrant.



Contents

SXG19H

ENGINE(E3112G03)

CYLINDER HEAD.....	Fig.101
CYLINDER HEAD COVER.....	Fig.102
INLET MANIFOLD.....	Fig.103
EXHAUST MANIFOLD.....	Fig.104
CYLINDER BLOCK.....	Fig.201
OIL PAN.....	Fig.202
REAR PLATE.....	Fig.203
TIMING GEAR CASE.....	Fig.204
HANGER.....	Fig.205
VALVE.....	Fig.301
CAM SHAFT.....	Fig.302
PISTON.....	Fig.303
CRANK SHAFT.....	Fig.304
OIL PUMP.....	Fig.401
WATER PUMP.....	Fig.402
COOLING FAN.....	Fig.403
INJECTION NOZZLE.....	Fig.501
INJECTION PUMP.....	Fig.502
FUEL PIPE.....	Fig.503
ADAPTER.....	Fig.504
ELECTRIC (1).....	Fig.801
ELECTRIC (2).....	Fig.802
SHORT BLOCK ENGIASSY.....	Fig.P01
BEARING/UNDER SIZE (OPTION).....	Fig.P02

PISTON/OVER SIZE (OPTION).....	Fig.P03
REPAIR PARTS (OPTION).....	Fig.P04
COMPONENT PARTS	
FOR 6215-300-036-10 ON Fig.501.....	Fig.S01
COMPONENT PARTS	
FOR 6215-600-103-10 ON Fig.502.....	Fig.S02
COMPONENT PARTS	
FOR 6281-100-014-00 ON Fig.801.....	Fig.S03
COMPONENT PARTS	
FOR 6281-200-005-00 ON Fig.801.....	Fig.S04

Contents

SXG22H

ENGINE(E3100G01)

CYLINDER HEAD.....	Fig.101
CYLINDER HEAD COVER.....	Fig.102
INLET MANIFOLD.....	Fig.103
EXHAUST MANIFOLD.....	Fig.104
CYLINDER BLOCK.....	Fig.201
OIL PAN.....	Fig.202
REAR PLATE.....	Fig.203
TIMING GEAR CASE.....	Fig.204
HANGER.....	Fig.205
VALVE.....	Fig.301
CAM SHAFT.....	Fig.302
PISTON.....	Fig.303
CRANK SHAFT.....	Fig.304
OIL PUMP.....	Fig.401
WATER PUMP.....	Fig.402
COOLING FAN.....	Fig.403
INJECTION NOZZLE.....	Fig.501
INJECTION PUMP.....	Fig.502
FUEL PIPE.....	Fig.503
ADAPTER.....	Fig.504
ELECTRIC (1).....	Fig.801
ELECTRIC (2).....	Fig.802
SHORT BLOCK ENGIASSY.....	Fig.P01
BEARING/UNDER SIZE (OPTION).....	Fig.P02

PISTON/OVER SIZE (OPTION).....Fig.P03
REPAIR PARTS (OPTION).....Fig.P04
COMPONENT PARTS
 FOR 6215-300-036-10 ON Fig.501.....Fig.S01
COMPONENT PARTS
 FOR 6215-600-103-10 ON Fig.502.....Fig.S02
COMPONENT PARTS
 FOR 6281-100-014-00 ON Fig.801.....Fig.S03
COMPONENT PARTS
 FOR 6281-200-005-00 ON Fig.801.....Fig.S04

C o n t e n t s

CHASSIS

BRACKET(ENGINE)SYSTEM.....	Fig.101
RADIATOR SYSTEM.....	Fig.102
MUFFLER SYSTEM.....	Fig.103
CLEANER(AIR)SYSTEM.....	Fig.104
PUMP(FUEL)SYSTEM.....	Fig.105
TANK(FUEL)SYSTEM.....	Fig.106
BATTERY SYSTEM.....	Fig.107
LEVER(ACCELERATOR)SYSTEM.....	Fig.108
SHAFT(INPUT)SYSTEM.....	Fig.109
CASE(TRANSMISSION)SYSTEM.....	Fig.201
HST SYSTEM.....	Fig.202
GEAR(INPUT)SYSTEM(EXCEPT G TYPE).....	Fig.203
GEAR(INPUT)SYSTEM(G TYPE).....	Fig.204
GEAR(DIFFERENTIAL)SYSTEM (EXCEPT G TYPE).....	Fig.205
GEAR(DIFFERENTIAL)SYSTEM(G TYPE).....	Fig.206
LEVER(UN LOAD/HST)SYSTEM.....	Fig.207
LINK(HST)SYSTEM.....	Fig.208
PEDAL(HST)SYSTEM.....	Fig.209
CASE(CHAIN)SYSTEM(EXCEPT G TYPE)(1/2)(2/2).....	Fig.301
CASE(CHAIN)SYSTEM(G TYPE)(1/2)(2/2).....	Fig.302
BRAKE SYSTEM(EXCEPT G TYPE).....	Fig.303
BRAKE SYSTEM(G TYPE).....	Fig.304
COVER(BRAKE)SYSTEM(G-F2 TYPE).....	Fig.305
PEDAL(BRAKE)SYSTEM(EXCEPT G TYPE).....	Fig.306
PEDAL(BRAKE)SYSTEM(G TYPE).....	Fig.307
BRAKE(PARKING)SYSTEM (EXCEPT G TYPE).....	Fig.308

BRAKE(PARKING)SYSTEM(G TYPE).....	Fig.309
WHEEL(REAR)SYSTEM(SXG19H).....	Fig.310
WHEEL(REAR)SYSTEM(SXG22H).....	Fig.311
PTO SYSTEM(SXG19H).....	Fig.312
PTO SYSTEM(SXG22H).....	Fig.313
COVER(PTO)SYSTEM(EXCEPT F2 TYPE).....	Fig.314
COVER(PTO)SYSTEM(SXG19H-F2 TYPE).....	Fig.315
COVER(PTO)SYSTEM(SXG22H-F2 TYPE).....	Fig.316
WHEEL(STEERING)SYSTEM.....	Fig.401
CONTROLLER(STEERING)SYSTEM.....	Fig.402
CYLINDER(STEERING)SYSTEM(SXG19H).....	Fig.403
CYLINDER(STEERING)SYSTEM(SXG22H).....	Fig.404
FRAME SYSTEM(SXG19H).....	Fig.405
FRAME SYSTEM(SXG22H).....	Fig.406
COVER(UNDER)SYSTEM(F2 TYPE).....	Fig.407
AXLE(FRONT)SYSTEM.....	Fig.408
SPINDLE(KNUCKLE)SYSTEM.....	Fig.409
ROD(TIE)SYSTEM.....	Fig.410
WHEEL(FRONT)SYSTEM(SXG19H).....	Fig.411
WHEEL(FRONT)SYSTEM(SXG22H).....	Fig.412
CYLINDER(LIFT)SYSTEM.....	Fig.501
PIPING(OIL)SYSTEM(1/3)-(3/3).....	Fig.502
LINK(MOWER)SYSTEM(SXG19H)(1/2)(2/2).....	Fig.503
LINK(MOWER)SYSTEM(SXG22H)(1/2)(2/2).....	Fig.504
HOOD SYSTEM.....	Fig.601
GRILLE SYSTEM.....	Fig.602
COVER(FRONT/INNER)SYSTEM.....	Fig.603
COVER SYSTEM.....	Fig.604
FENDER SYSTEM(EXCEPT G TYPE).....	Fig.605
FENDER SYSTEM(G TYPE).....	Fig.606
FLOOR SYSTEM.....	Fig.607
LAMP(HEAD)SYSTEM.....	Fig.608
PANEL SYSTEM(EXCEPT G TYPE).....	Fig.609

PANEL SYSTEM(G TYPE).....	Fig.610
HARNESS(MAIN)SYSTEM(EXCEPT G TYPE).....	Fig.611
HARNESS(MAIN)SYSTEM(G TYPE).....	Fig.612
HARNESS(SAFETY)SYSTEM(F2 TYPE).....	Fig.613
CHUTER SYSTEM(SXG19H).....	Fig.801
CHUTER SYSTEM(SXG22H).....	Fig.802
CLEANER SYSTEM(SXG19H).....	Fig.803
CLEANER SYSTEM(SXG22H).....	Fig.804
ORNAMENT(SXG19H).....	Fig.901
ORNAMENT(SXG22H).....	Fig.902
LABEL(CONTROL)(EXCEPT G TYPE).....	Fig.903
LABEL(CONTROL)(G TYPE).....	Fig.904
LABEL(CAUTION).....	Fig.905

OPTIONAL PARTS

SHAFT(PTO/FRONT)SET(OPTION).....	Fig.P01
BUMPER SET(OPTION).....	Fig.P02
HITCH(FRONT)SET(OPTION).....	Fig.P03
MIRROR SET(G TYPE)(OPTION).....	Fig.P04
LAMP(X-L)SET(G TYPE)(OPTION).....	Fig.P05
LAMP(X-H)SET(G TYPE)(OPTION)(1/2)(2/2).....	Fig.P06
WEIGHT(15)SET(OPTION).....	Fig.P07

COMPONENT PARTS

COMPONENT PARTS

FOR K510-005-000-20 ON Fig.202(1/2)(2/2).....	Fig.S01
---	---------

COMPONENT PARTS

FOR 1725-105-220-10 ON Fig.105.....	Fig.S02
-------------------------------------	---------

WIRING DIAGRAM

WIRING DIAGRAM(EXCEPT G TYPE)(1/2)

WIRING DIAGRAM(EXCEPT G TYPE)(2/2)

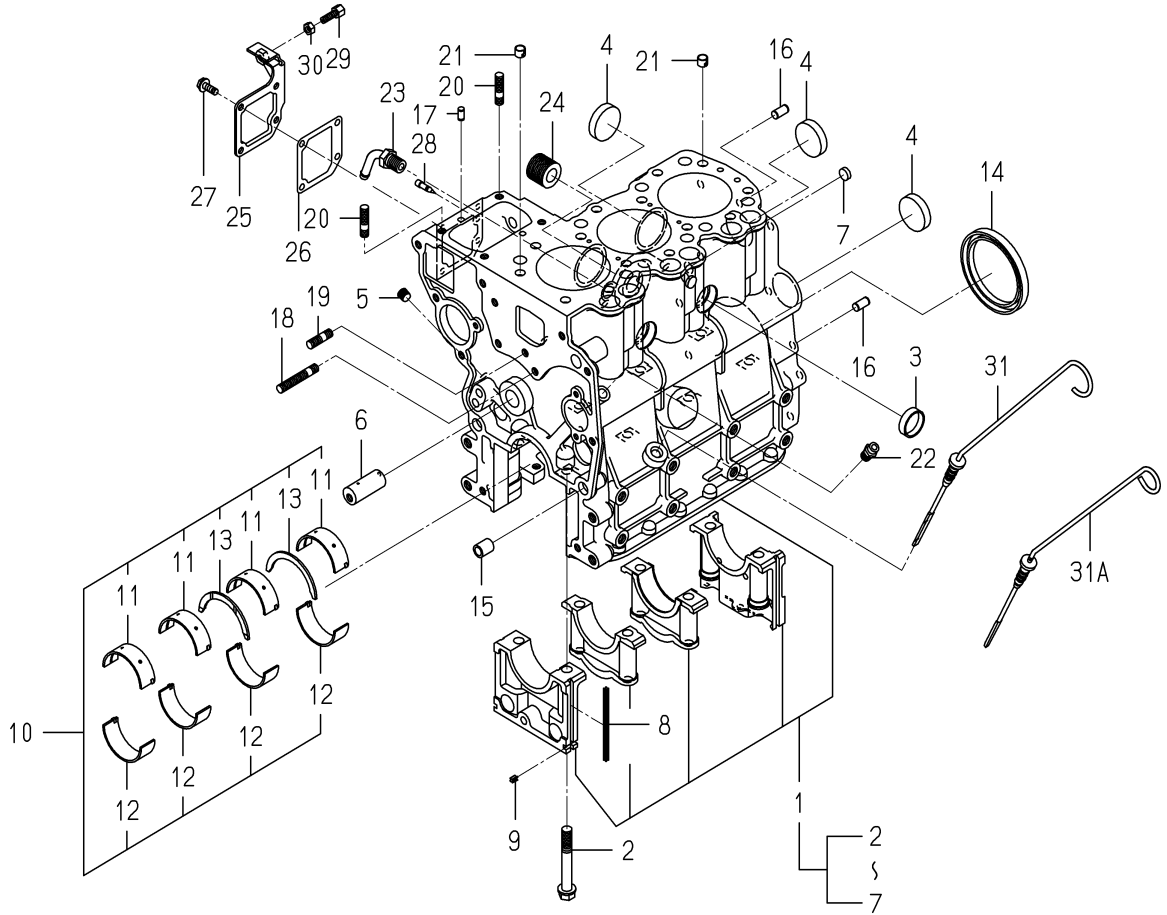
WIRING DIAGRAM(G TYPE)(1/2)

WIRING DIAGRAM(G TYPE)(2/2)

ENGINE

E3112G03...SXG19H

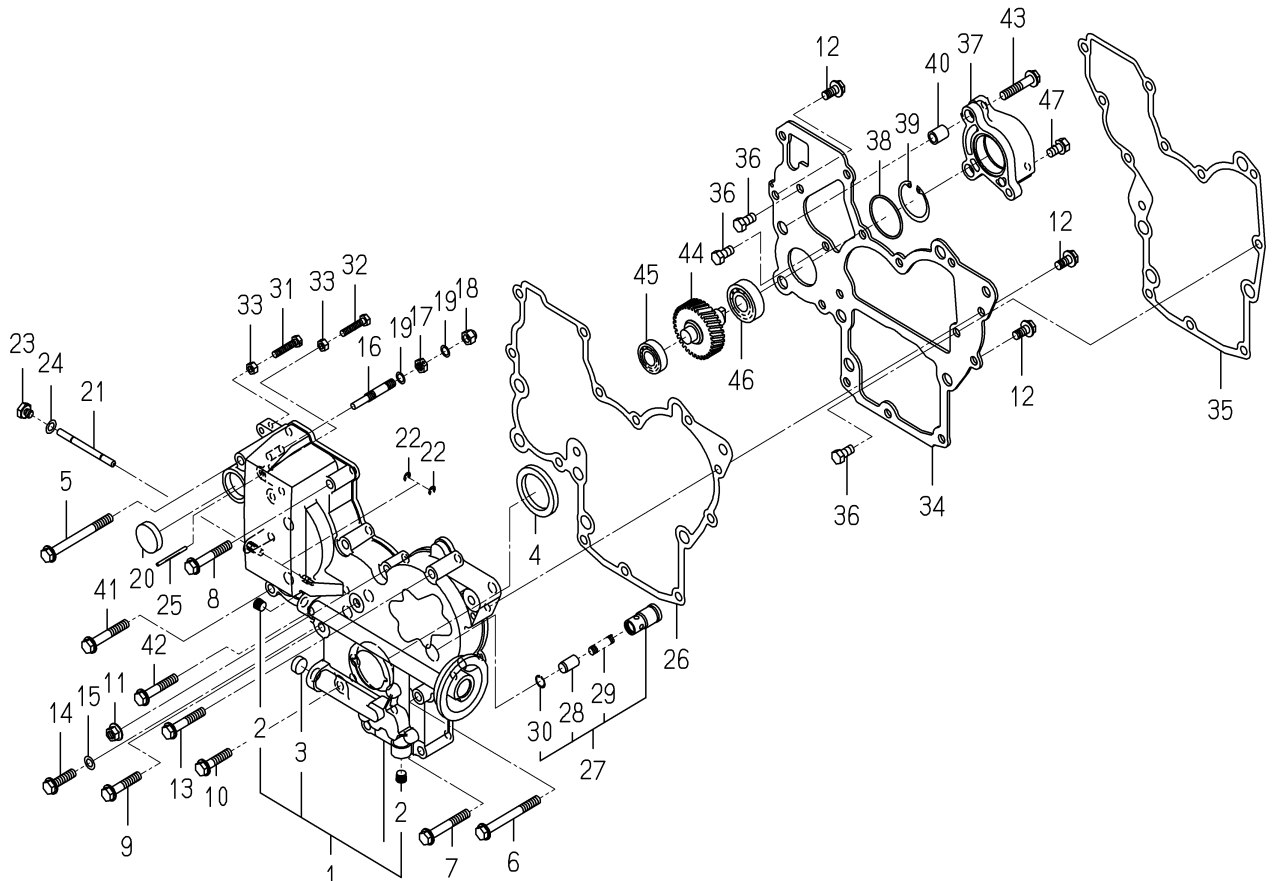
FIG.201 CYLINDER BLOCK



6004-202E-0100

KEY	PART CODE	DESCRIPTION	S P C	TYPE OF MODEL		I T C	C O L	G R P	REMARKS
				E3112	603				
1	-----	BLANK	*						-----
1	-----	BLANK	*						-----
1	6211-210-037-40	CYLINDERBLOCK ASSY	*	1					
2	6209-000-004-10	BOLT	*	8					
3	6209-610-001-10	CUP/SEALING/28	*	2					
4	6209-610-009-00	CUP/SEALING/36	*	4					
5	-----	BLANK	*						-----
5	6209-605-007-00	PLUG/PT1/8	*	3					
6	6212-531-005-10	PIN/IDLEGEAR	*	1					
7	6209-610-008-00	CUP/SEALING/12	*	2					
8	6211-258-001-00	SEAL, BEARING CAP	*	4					
9	6211-258-002-00	SEAL, BEARING CAP/7	*	2					
10	6211-510-001-00	METAL, CRANK SET	*	1					
11	6211-511-003-00	BEARING/CRANK/UPPER	*	4					
12	6211-511-004-00	BEARING/CRANK/LOWER	*	4					
13	6211-599-001-10	BEARING, THRUST CRANK	*	2					
14	-----	BLANK	*						-----
14	6209-625-001-00	SEAL, OIL	*	1					
15	6209-749-001-20	PIN/TUBE	*	2					
16	6213-129-006-00	PIN/STRAIGHT	*	2					
17	6209-740-005-00	PIN	*	2					
18	6904-110-840-00	STUD/M8X40	*	1					
19	6904-110-818-00	STUD	*	1					
20	6904-110-822-00	STUD	*	2					
21	6294-453-002-00	DOWEL	*	2					
22	6909-902-299-00	NIPPLE	*	1					
23	6213-721-001-00	PIPE, WATER DRAIN	*	1					
24	6213-319-001-00	CONNECTOR, OIL FILTER	*	1					
25	6211-291-001-10	COVER, INJ PUMP	*	1					
26	6211-292-001-20	GASKET/COVER	*	1					

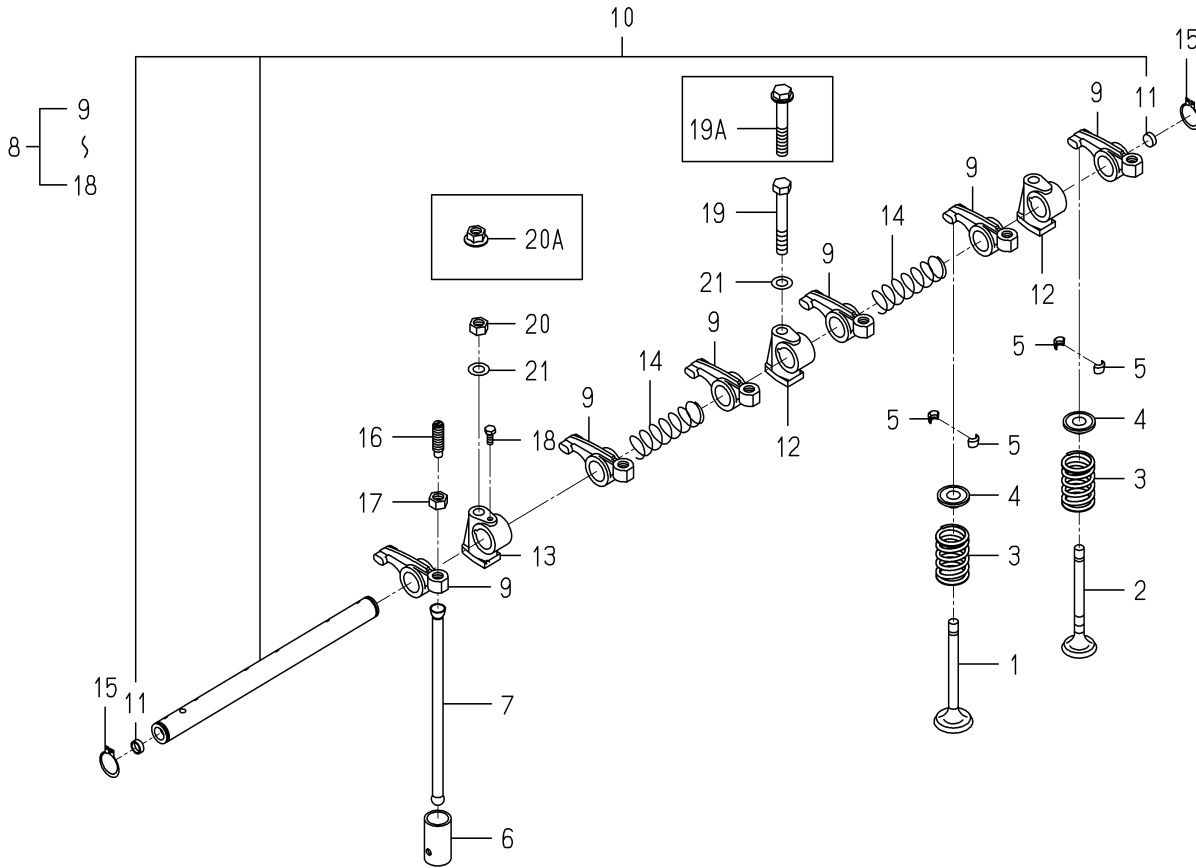
FIG.204 TIMING GEAR CASE



6004-240P-0100,6004-240P-0200

KEY	PART CODE	DESCRIPTION	S P C	TYPE OF MODEL		I T C	C O L	G R P	REMARKS
				E3112	603				
1	6211-310-038-00	GEARCASE ASSY	*	1					
2	-----	BLANK	*						-----
2	6209-605-007-00	PLUG/PT1/8	*	2					
3	-----	BLANK	*						-----
3	6209-610-007-00	CUP/SEALING/16	*	1					
4	6209-625-002-00	SEAL,OIL	*	1					
5	V231-360-808-50	FLANGEBOLT	*	1					
6	V231-360-807-50	FLANGEBOLT	*	1					
7	V231-360-805-50	FLANGEBOLT	*	2					
8	V231-360-805-00	FLANGEBOLT	*	2					
9	V231-360-804-00	FLANGEBOLT	*	1					
10	V231-360-803-50	FLANGEBOLT	*	1					
11	3817-401-001-00	NUT/M8	*	1					
12	V231-360-801-60	FLANGEBOLT	*	3					
13	V231-360-804-50	FLANGEBOLT	*	1					
14	V231-360-803-00	FLANGEBOLT	*	1					
15	6209-500-003-00	WASHER/08X14X01	*	1					
16	6215-546-001-00	STOPPER,FULL-LOAD	*	1					
17	6209-409-001-00	NUT/M8	*	1					
18	V341-120-008-00	NUT,CAP/M 8	*	1					
19	6209-920-002-00	PACKING	*	2					
20	3625-540-004-00	CAP,BLANK/30	*	1					
21	6215-542-001-10	PIN/ARM	*	1					
22	V710-140-004-00	RING,SNAP/ 4 E	*	2					
23	6209-600-004-00	PLUG/SCREW	*	1					
24	6209-500-003-00	WASHER/08X14X01	*	1					
25	6209-740-001-00	PIN,GROOVE	*	1					
26	6211-312-001-30	GASKET/GEARCASE	*	1					
27	6213-160-002-20	VALVE/RELIEF ASSY	*	1					
28	6213-161-001-20	PISTON/VALVE/RELIEF	*	1					

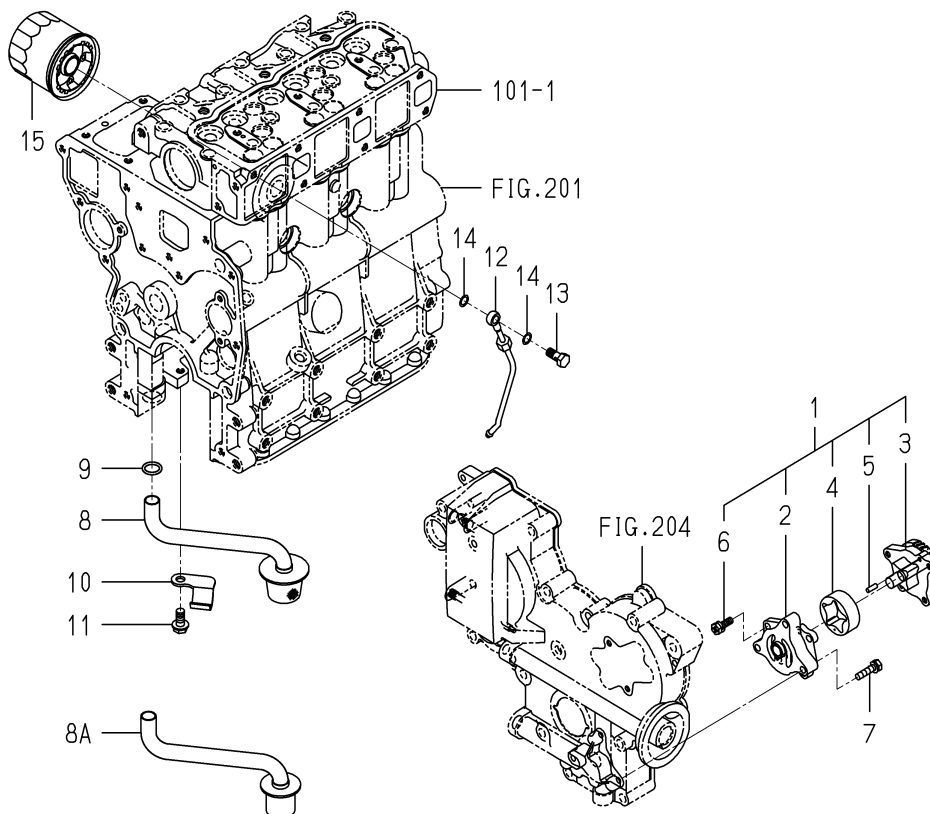
FIG.301 VALVE



6004-301 -0100

KEY	PART CODE	DESCRIPTION	S P C	TYPE OF MODEL		I T C	C O L	G R P	REMARKS
				E3112	G03				
1	-----	BLANK	*						-----
1	-----	BLANK	*						-----
1	-----	BLANK	*						-----
1	-----	BLANK	*						-----
1	6212-551-028-00	VALVE/INTAKE	*	3					
2	-----	BLANK	*						-----
2	-----	BLANK	*						-----
2	-----	BLANK	*						-----
2	-----	BLANK	*						-----
2	6212-552-014-00	VALVE/EXHAUST	*	3					
3	-----	BLANK	*						-----
3	6212-561-001-10	SPRING/VALVE	*	6					
4	6212-563-001-00	SEAT, VALVE SPRING	*	6					
5	6212-565-001-00	CUTTER, VALVE	*	12					
6	-----	BLANK	*						-----
6	6212-571-006-00	TAPPET	*	6					
7	6212-575-002-00	ROD, PUSH	*	6					
8	6212-600-002-10	ROCKERSHAFT ASSY	*	1					
9	6212-611-004-10	ROCKERARM	*	6					
10	6212-620-001-20	SHAFT/ROCKERARM ASSY	*	1					
11	6212-626-002-10	PLUG	*	2					
12	6212-628-004-00	BRACKET ROCKER SHAFT	*	2					
13	6212-628-005-00	BRACKET,ROCKER SHAFT	*	1					
14	6209-940-004-00	SPRING	*	2					
15	V704-140-016-00	RING,SNAP/16 C	*	2					
16	6212-616-002-00	SCREW ADJUST	*	6					
17	6209-409-003-00	NUT	*	6					
18	6209-000-002-00	BOLT	*	1					
19	-----	BLANK	*						-----
19A	-----	BLANK	*						-----

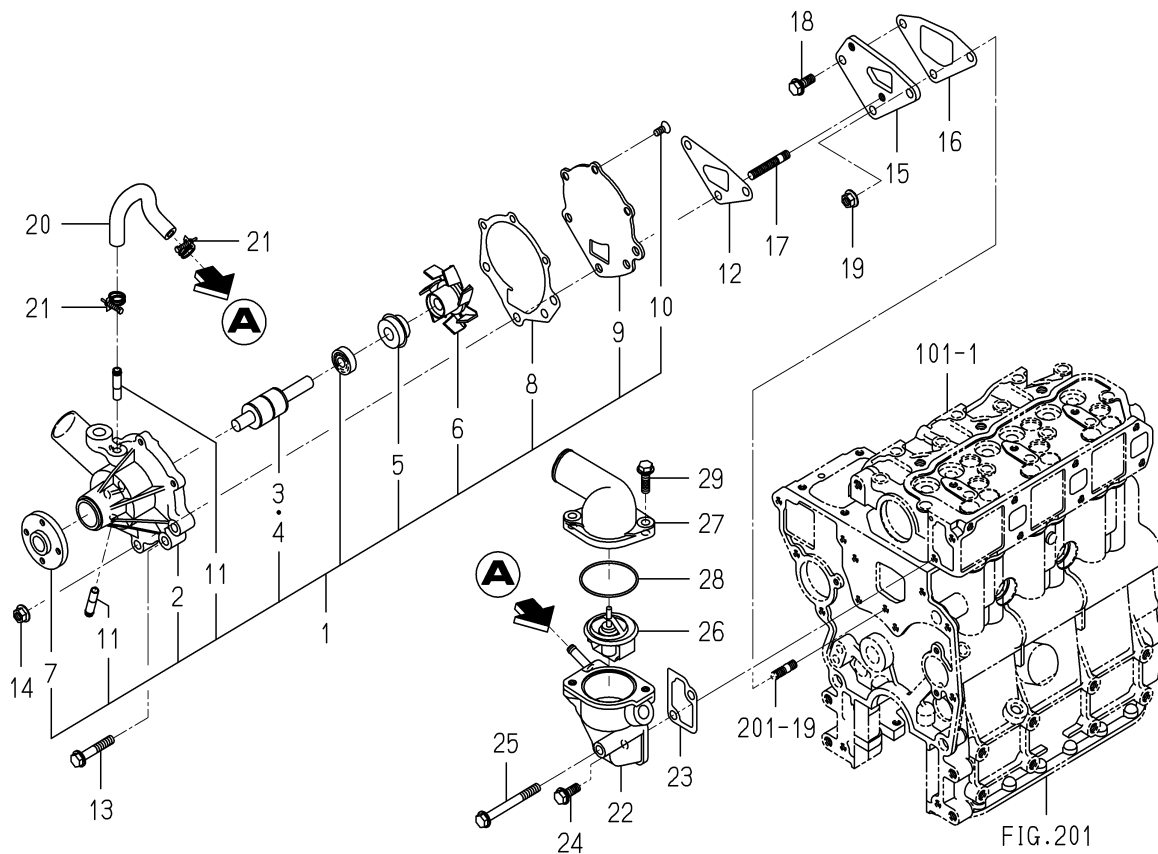
FIG.401 OIL PUMP



6004-401C-0100

KEY	PART CODE	DESCRIPTION	S P C	TYPE OF MODEL		I T C	C O L	G R P	REMARKS
				E3112	603				
1	6213-100-003-30	OILPUMP ASSY	*	1					
2	6213-111-001-30	BODY/OILPUMP	*	1					
3	6213-120-003-20	GEAR/OILPUMP ASSY	*	1					
4	6213-125-001-00	ROTOR/OUTER	*	1					
5	6213-129-003-00	PIN/STRAIGHT	*	2					
6	6213-119-001-00	BOLT/WS	*	3					
7	6901-910-625-00	BOLT	*	3					
8	-----	BLANK	*						-----
8A	6213-140-035-00	STRAINER	*	1					
9	V720-102-401-50	O-RING/P15	*	1					
10	6213-149-002-00	CLAMP,STRAINER	*	1					
11	-----	BLANK	*						-----
11	V231-360-801-60	FLANGE BOLT	*	1					
12	6213-311-006-00	PIPE,OIL	*	1					
13	6909-906-105-10	BOLT,JOINT	*	1					
14	6209-920-002-00	PACKING	*	2					
15	6213-240-002-10	CARTRIDGE/OILFILTER	*	1					

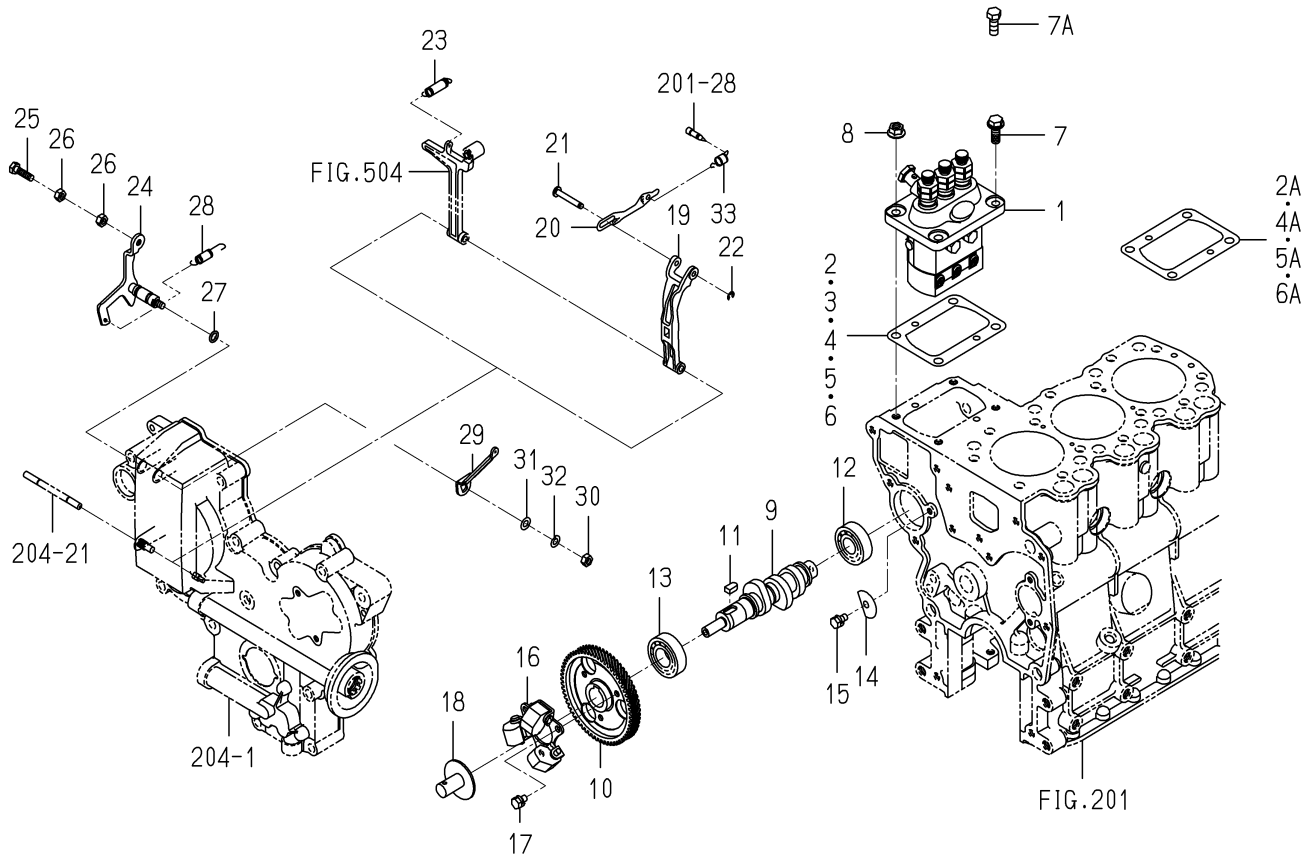
FIG.402 WATER PUMP



6004-420D-0100

KEY	PART CODE	DESCRIPTION	S P C	TYPE OF MODEL		I T C	C O L	G R P	REMARKS
				E3112	G03				
1	6213-610-005-40	WATERPUMP ASSY	*	1					
2	6213-611-003-20	BODY/WATERPUMP	*	1					
3	6213-631-002-00	BEARING/WATER PUMP	*	1					
4	6213-631-005-00	BEARING/WATERPUMP	*	1					
5	6213-622-002-10	SEAL SET/WATER PUMP	*	1					
6	6213-621-003-00	ROTOR/WATERPUMP	*	1					
7	6213-642-002-00	SEAL/WATER PUMPPULLE	*	1					
8	6213-613-002-10	GASKET	*	1					
9	6213-612-004-00	PLATE/WATER PUMP	*	1					
10	6213-619-003-00	SCREW/WATER PUMP	*	3					
11	6213-619-002-00	PIPE/WATER PUMP	*	2					
12	6213-614-003-10	GASKET/WATER PUMP	*	1					
13	-----	BLANK	*						-----
13	V231-360-804-50	FLANGE BOLT	*	1					
14	3817-401-001-00	NUT/M08	*	2					
15	6213-619-001-00	SPACER,PUMP.WATER	*	1					
16	6213-614-004-10	GASKET,SPACER	*	1					
17	6904-110-840-00	STUD/M8X40	*	2					
18	-----	BLANK	*						-----
18	V231-360-802-00	FLANGE BOLT	*	1					
19	3817-401-001-00	NUT/M08	*	1					
20	6213-729-016-00	HOSE/RUBBER	*	1					
21	J061-210-015-00	CLAMP/WIRE/10-15	*	2					
22	6213-716-001-50	HOUSING/THERMOSTAT	*	1					
23	6213-743-002-10	GASKET/HOUSING	*	1					
24	-----	BLANK	*						-----
24	V231-360-802-00	FLANGE BOLT	*	1					
25	-----	BLANK	*						-----
25	V231-360-807-50	FLANGE BOLT	*	1					
26	6513-770-022-10	THERMOSTAT	*	1					

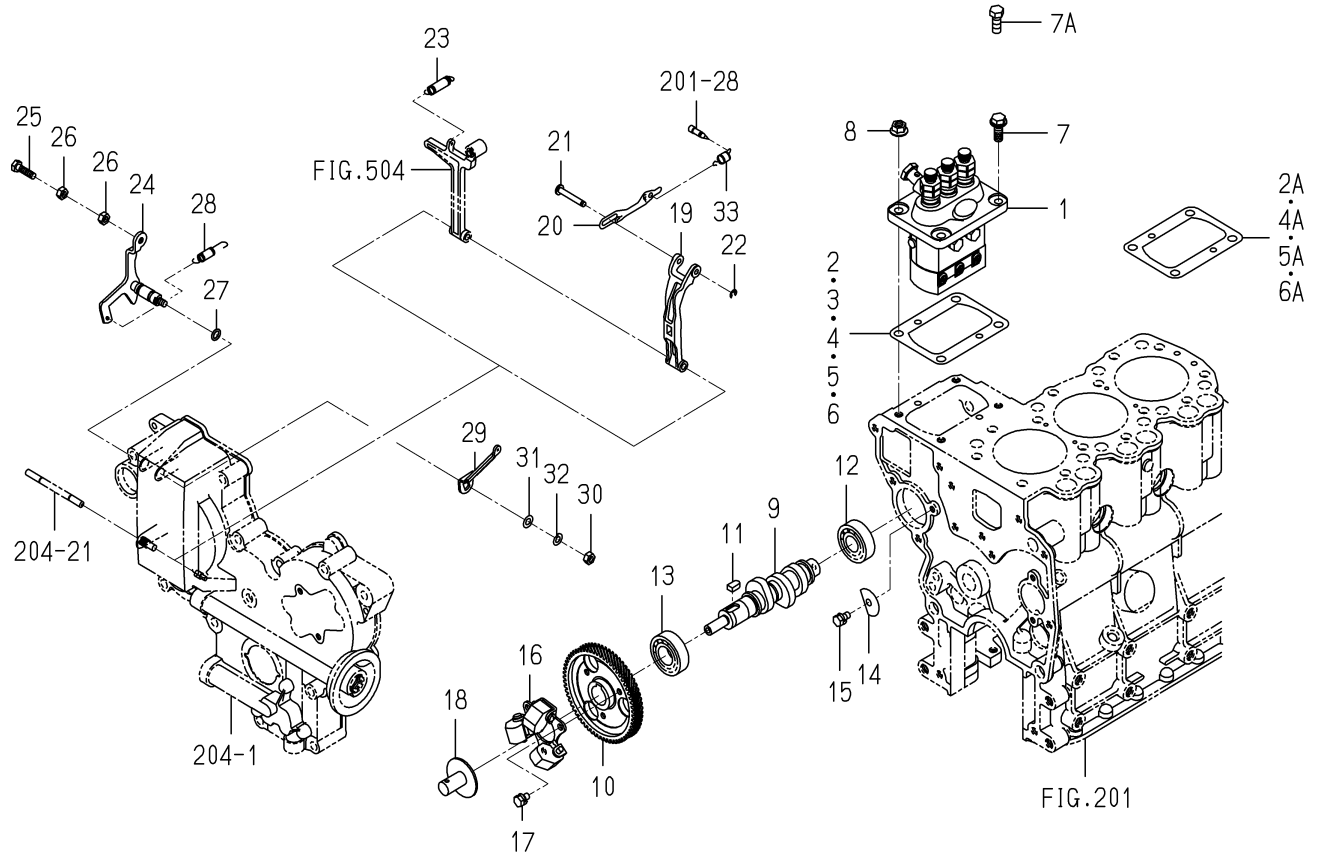
FIG.502 INJECTION PUMP



6004-511 -0100

KEY	PART CODE	DESCRIPTION	S P C	TYPE OF MODEL		I T C	C O L	G R P	REMARKS
				E3112 G03					
1	6215-600-103-10	INJECTIONPUMP ASSY	*	1					FIG S02
2	-----	BLANK	*						-----
2A	6219-752-045-00	SHIM/INJECTIONPUMP	*	1					
3	-----	BLANK	*						-----
4	-----	BLANK	*						-----
4A	6219-752-044-00	SHIM/INJECTIONPUMP	*	1					
5	-----	BLANK	*						-----
5A	6219-752-046-00	SHIM/INJECTIONPUMP	*	1					
6	-----	BLANK	*						-----
6A	6219-752-047-00	SHIM/INJECTIONPUMP	*	1					
7	-----	BLANK	*						-----
7A	V201-360-802-00	BOLT/M8X20	*	2					
8	3817-401-001-00	NUT/M08	*	2					
9	6215-621-016-20	CAMSHAFT/INJECTION P	*	1					
10	-----	BLANK	*						-----
10	6212-524-002-30	GEAR/INJECTIONPUMP	*	1					
11	6209-730-005-00	KEY/07X05X09	*	1					
12	V600-110-620-30	BEARING,RB/6203	*	1					
13	V600-110-600-40	BEARING,RB/6004	*	1					
14	6212-535-002-00	PLATE,THRUST INJPUMP	*	1					
15	6901-910-612-00	BOLT,SEMS/M6X12	*	1					
16	6215-520-001-00	FLYWEIGHT	*	1					
17	6209-030-043-00	BOLT/M6X10	*	3					
18	6215-526-004-00	THRUSTPIECE	*	1					
19	6215-541-001-10	ARM/FLOATING COMP	*	1					
20	6215-543-002-10	RINK/CONTROL	*	1					
21	6215-542-006-00	PIN,CONTROL	*	1					
22	V710-140-004-00	RING,SNAP/4 E	*	1					
23	6215-531-001-00	SPRING GOVERNOR	*	1					
24	6215-541-003-10	LEVER,CONTROL	*	1					

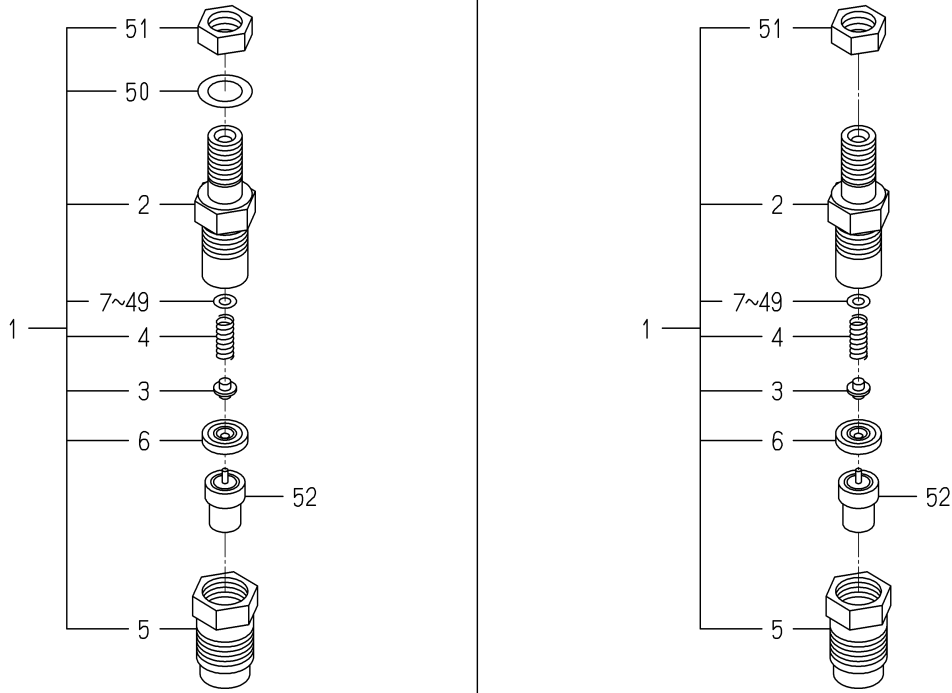
FIG.502 INJECTION PUMP



6004-511 -0100

KEY	PART CODE	DESCRIPTION	S P C	TYPE OF MODEL		I T C	C O L	G R P	REMARKS
				E3112	603				
25	6209-044-001-00	BOLT/M6X18	*	1					
26	-----	BLANK	*						-----
26	V302-260-006-00	NUT/M6	*	2					
27	V720-101-900-80	O-RING/P8	*	1					
28	6209-580-002-10	SPRING,RETURN	*	1					
29	6215-549-007-10	ARM/CONTROL	*	1					
30	-----	BLANK	*						-----
30	V301-260-006-00	NUT/M6	*	1					
31	V411-260-006-00	WASHER / M6	*	1					
32	V401-160-006-00	WASHER,SP/M6	*	1					
33	6215-549-012-00	SPRING,STARTING	*	1					

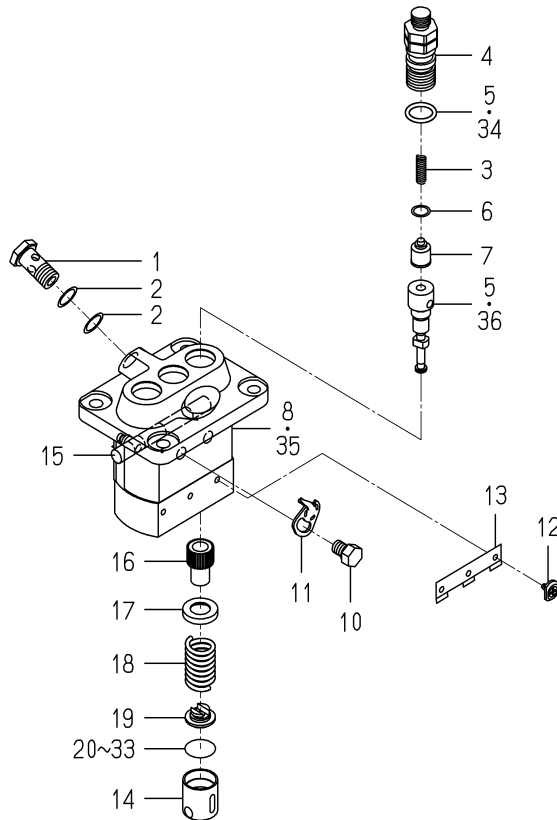
FIG.S01 COMPONENT PARTS FOR 6215-300-036-10 ON Fig.501



6215-300-036-1B

KEY	PART CODE	DESCRIPTION	S P C	TYPE OF MODEL		I T C	C O L	G R P	REMARKS
				E3112 G03					
1	- - - - -	BLANK	*						- - - - -
1A	6215-330-024-10	HOLDER/NOZZLE ASSY	*	3					
2	6215-331-008-00	BODY/NOZZLE HOLDER	*	3					
3	6215-342-001-00	PIN,NOZZLE HOLDER	*	3					
4	6215-343-001-00	WASHER	*	3					
5	6215-332-013-00	NUT/NOZZLERETAINING	*	3					
6	6215-339-001-00	PIECE,DISTANCE	*	3					
7	6215-345-001-00	WASHER/0.9	*	3					
8	6215-345-002-00	WASHER/0.925	*	3					
9	6215-345-003-00	WASHER/0.95	*	3					
10	6215-345-004-00	WASHER/0.975	*	3					
11	6215-345-005-00	WASHER/1.0	*	3					
12	6215-345-006-00	WASHER/1.025	*	3					
13	6215-345-007-00	WASHER/1.05	*	3					
14	6215-345-008-00	WASHER/1.075	*	3					
15	6215-345-009-00	WASHER/1.1	*	3					
16	6215-345-010-00	WASHER/1.125	*	3					
17	6215-345-011-00	WASHER/1.15	*	3					
18	6215-345-012-00	WASHER/1.175	*	3					
19	6215-345-013-00	WASHER/1.2	*	3					
20	6215-345-014-00	WASHER/1.225	*	3					
21	6215-345-015-00	WASHER/1.25	*	3					
22	6215-345-016-00	WASHER/1.275	*	3					
23	6215-345-017-00	WASHER/1.3	*	3					
24	6215-345-018-00	WASHER/1.325	*	3					
25	6215-345-019-00	WASHER/1.35	*	3					
26	6215-345-020-00	WASHER/1.375	*	3					
27	6215-345-021-00	WASHER/1.4	*	3					
28	6215-345-022-00	WASHER/1.425	*	3					
29	6215-345-023-00	WASHER/1.45	*	3					

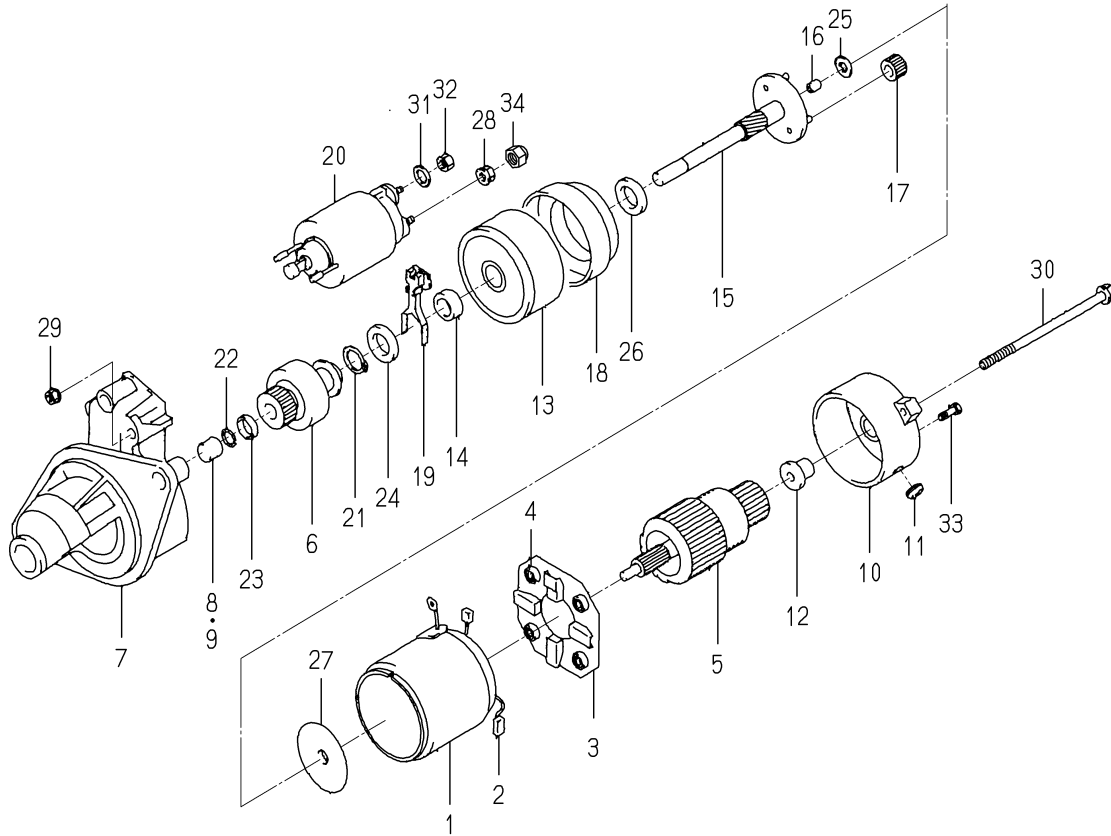
FIG.S02 COMPONENT PARTS FOR 6215-600-103-10 ON Fig.502



6215-600-103-1F

KEY	PART CODE	DESCRIPTION	S P C	TYPE OF MODEL		I T C	C O L	G R P	REMARKS
				E3112 G03					
1	6215-619-009-00	SCREW/HOLLOW	*	1					
2	6215-619-010-00	WASHER/AIR BLEEDER	*	2					
3	6215-643-006-00	SPRING/DELIVERYVALVE	*	3					
4	6215-644-007-00	HOLDER/DELIVERYVALVE	*	3					
5	-----	BLANK	*						-----
6	6215-649-002-00	GASKET/DELIVERYVALVE	*	3					
7	6215-641-006-00	VALVE ASSY	*	3					
8	-----	BLANK	*						-----
9	-----	BLANK	*						-----
10	6215-619-022-00	BOLT/WASHERHEAD	*	2					
11	6215-612-001-00	PLATE/ADJUSTING	*	2					
12	6215-629-001-00	PIN/INJECTIONPUMP	*	3					
13	6215-629-002-00	PLATE	*	1					
14	6215-622-001-00	TAPPET/INJECTIO ASSY	*	3					
15	6215-637-001-00	RACK/CONTROL ASSY	*	1					
16	6215-635-001-00	SLEEVE/PLUNGER	*	3					
17	6215-639-004-00	SEAT/SPRING/UPPER	*	3					
18	6215-634-001-00	SPRING/PUMPPLUNGER	*	3					
19	6215-639-005-00	SEAT/SPRING/LOWER	*	3					
20	-----	BLANK	*						-----
20	6215-629-003-00	PLATE/TAPPET/AD 0.6	*	1					
21	-----	BLANK	*						-----
21	6215-629-004-00	PLATE/TAPPET/AD 0.7	*	1					
22	-----	BLANK	*						-----
22	6215-629-005-00	PLATE/TAPPET/AD 0.8	*	1					
23	-----	BLANK	*						-----
23	6215-629-006-00	PLATE/TAPPET/AD 0.9	*	1					
24	-----	BLANK	*						-----
24	6215-629-007-00	PLATE/TAPPET/AD 1.0	*	1					
25	-----	BLANK	*						-----

FIG.S03 COMPONENT PARTS FOR 6281-100-014-00 ON Fig.801



6281-100-014-0A

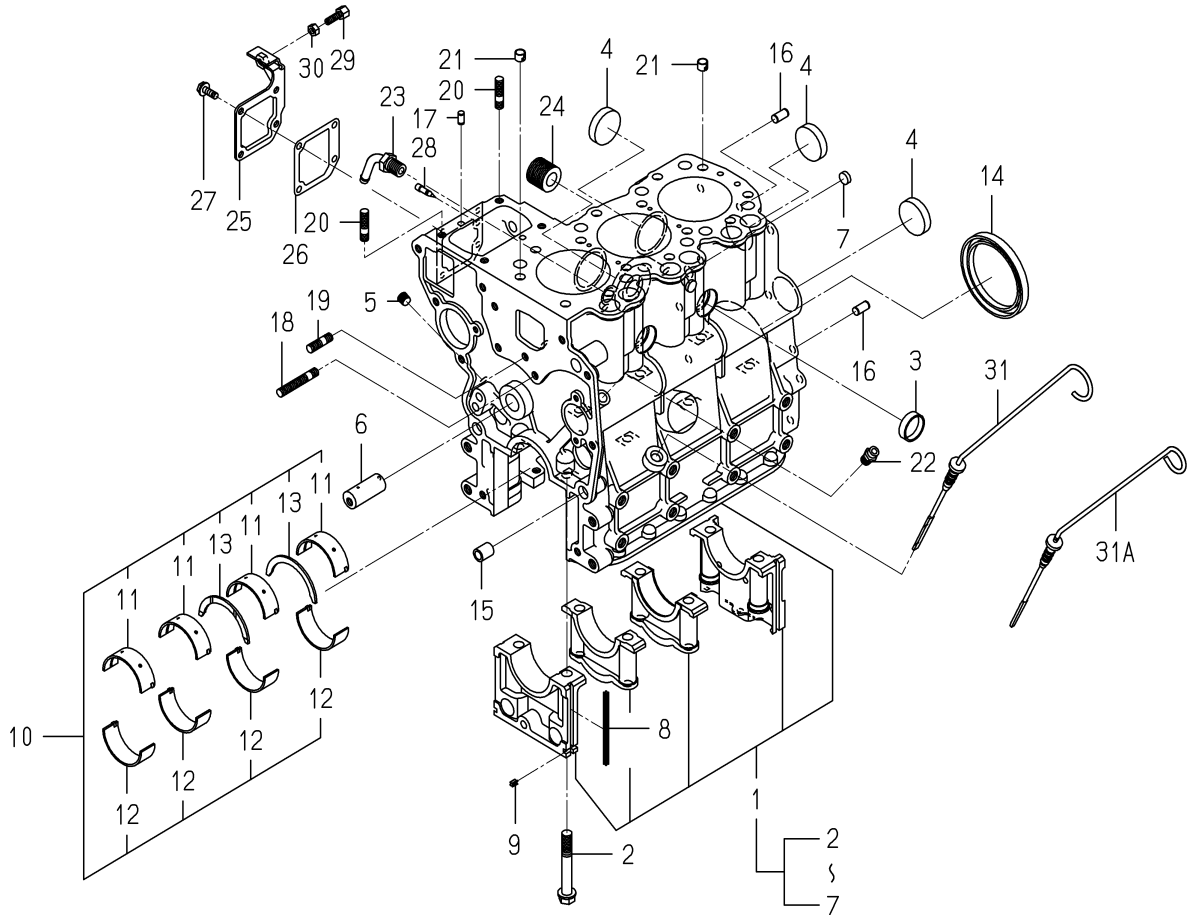
KEY	PART CODE	DESCRIPTION	S P C	TYPE OF MODEL		I T C	C O L	G R P	REMARKS
				E3112 G03					
1	6281-111-009-00	YOKE/STARTER ASSY	*	1					
2	6281-119-009-00	BRUSH/STARTER	*	2					
3	6281-118-007-00	HOLDER/STARTER ASSY	*	1					
4	6281-117-003-00	SPRING/STARTERBRUSH	*	4					
5	6281-121-010-00	ARMATURE/STARTE ASSY	*	1					
6	6281-124-011-00	CLUTCH/STARTER ASSY	*	1					
7	6281-129-064-00	HOUSING/STARTER ASSY	*	1					
8	6281-129-080-00	BEARING/NEEDLE	*	1					
8	-----	BLANK	*						-----
9	6281-129-058-00	BEARING/NEEDLE	*	1					
10	6281-115-017-00	FRAME/COMMUTATOR END	*	1					
11	6281-115-018-00	COVER	*	1					
12	6281-129-065-00	BEARING/OILLESS	*	1					
13	6281-129-066-00	BEARING/WITH SHOCKAB	*	1					
14	6281-129-067-00	BEARING/OILLESS	*	1					
15	6281-129-068-00	SHAFT/STARTER PLANET	*	1					
16	6281-129-069-00	BEARING/OILLESS	*	1					
17	6281-129-070-00	GEAR/STARTER PLANETA	*	3					
18	6281-129-071-00	GEAR/STARTERINTERNAL	*	1					
19	6281-127-003-00	LEVER/PINIONDRIVE	*	1					
20	6281-151-014-00	SWITCH/MAGNETIC ASSY	*	1					
21	6281-129-072-00	RING/SNAP	*	1					
22	6281-129-073-00	RING/SNAP	*	1					
23	6281-129-074-00	NUT/PINIONSTOP	*	1					
24	6281-129-075-00	WASHER/SK	*	1					
25	6281-129-076-00	WASHER/SK	*	1					
26	6281-129-077-00	WASHER/SK	*	1					
27	6281-129-078-00	PLATE	*	1					
28	6281-129-030-00	NUT	*	1					
29	6281-129-029-00	NUT	*	2					

ENGINE

E3100G01...SXG22H

ENGINE

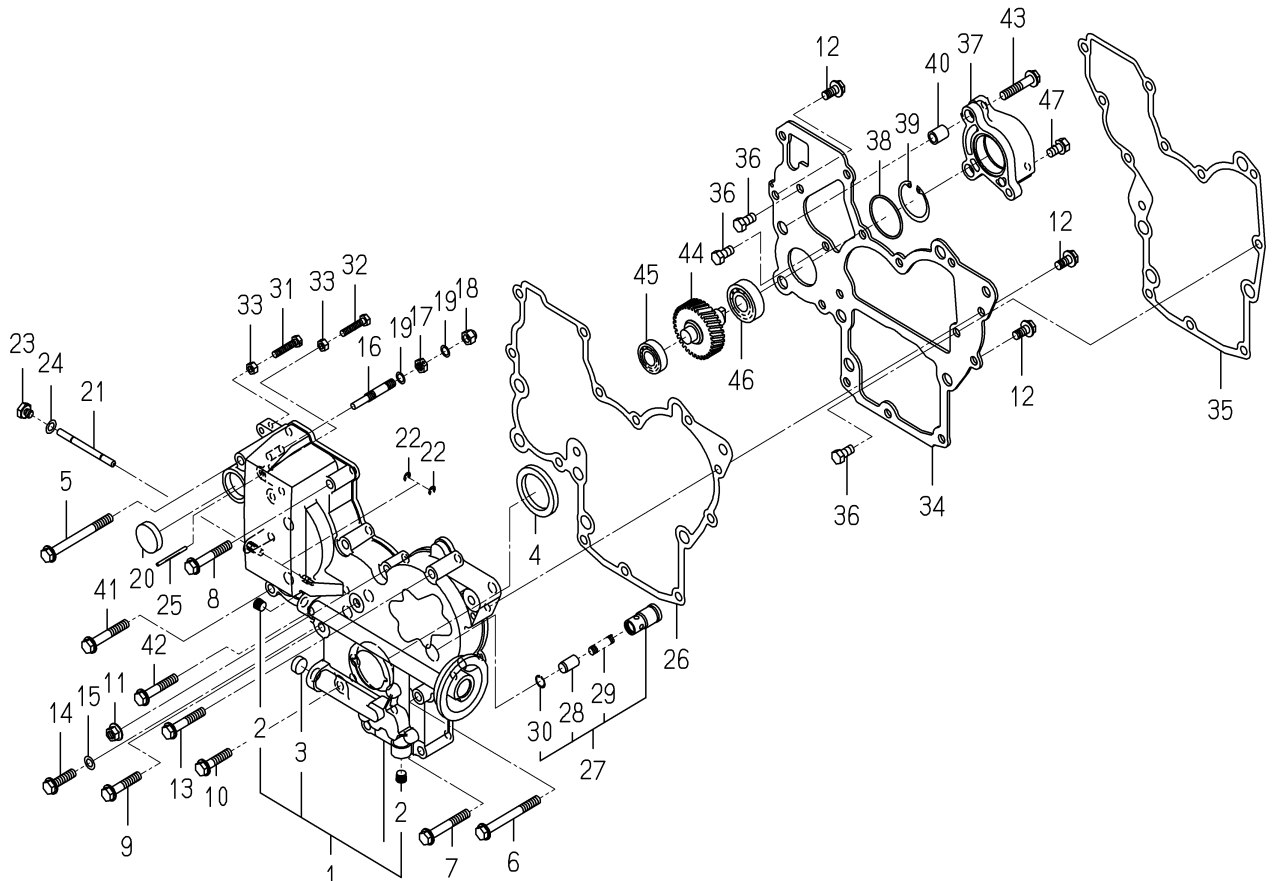
FIG.201 CYLINDER BLOCK



6004-202F-0100

KEY	PART CODE	DESCRIPTION	S P C	TYPE OF MODEL E3100 601	I T C	C O L	G R P	REMARKS
1	-----	BLANK	*					-----
1	6211-210-046-10	CYLINDERBLOCK ASSY	*	1				
2	6209-000-004-10	BOLT	*	8				
3	6209-610-001-10	CUP/SEALING/28	*	2				
4	6209-610-009-00	CUP/SEALING/36	*	4				
5	-----	BLANK	*					-----
5	6209-605-007-00	PLUG/PT1/8	*	3				
6	6212-531-005-10	PIN/IDLEGEAR	*	1				
7	6209-610-008-00	CUP/SEALING/12	*	2				
8	6211-258-001-00	SEAL,BEARING CAP	*	4				
9	6211-258-002-00	SEAL,BEARING CAP/7	*	2				
10	6211-510-001-00	METAL,CRANK SET	*	1				
11	6211-511-003-00	BEARING/CRANK/UPPER	*	4				
12	6211-511-004-00	BEARING/CRANK/LOWER	*	4				
13	6211-599-001-10	BEARING,THRUST CRANK	*	2				
14	-----	BLANK	*					-----
14	6209-625-001-00	SEAL,OIL	*	1				
15	6209-749-001-20	PIN/TUBE	*	2				
16	6213-129-006-00	PIN/STRAIGHT	*	2				
17	6209-740-005-00	PIN	*	2				
18	6904-110-840-00	STUD/M8X40	*	1				
19	6904-110-818-00	STUD	*	1				
20	6904-110-822-00	STUD	*	2				
21	6294-453-002-00	DOWEL	*	2				
22	6909-902-299-00	NIPPLE	*	1				
23	6213-721-001-00	PIPE,WATER DRAIN	*	1				
24	6213-319-001-00	CONNECTOR,OIL FILTER	*	1				
25	6211-291-001-10	COVER,INJ PUMP	*	1				
26	6211-292-001-20	GASKET/COVER	*	1				
27	V230-360-601-20	FLANGE BOLT	*	4				

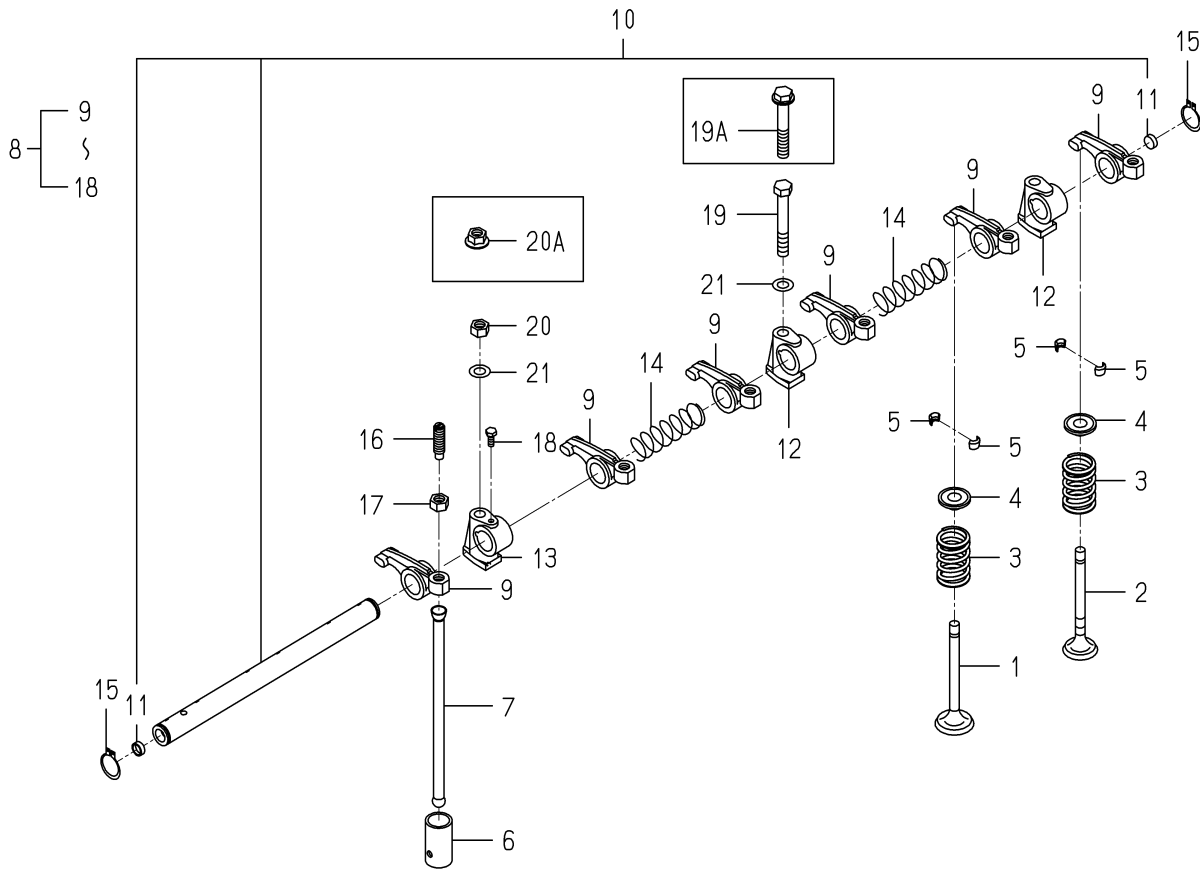
FIG.204 TIMING GEAR CASE



6004-240P-0100,6004-240P-0200

KEY	PART CODE	DESCRIPTION	S P C	TYPE OF MODEL		I T C	C O L	G R P	REMARKS
				E3100	601				
1	6211-310-038-00	GEARCASE ASSY	*	1					
2	-----	BLANK	*						-----
2	6209-605-007-00	PLUG/PT1/8	*	2					
3	-----	BLANK	*						-----
3	6209-610-007-00	CUP/SEALING/16	*	1					
4	6209-625-002-00	SEAL,OIL	*	1					
5	V231-360-808-50	FLANGEBOLT	*	1					
6	V231-360-807-50	FLANGEBOLT	*	1					
7	V231-360-805-50	FLANGEBOLT	*	2					
8	V231-360-805-00	FLANGEBOLT	*	2					
9	V231-360-804-00	FLANGEBOLT	*	1					
10	V231-360-803-50	FLANGEBOLT	*	1					
11	3817-401-001-00	NUT/M8	*	1					
12	V231-360-801-60	FLANGEBOLT	*	3					
13	V231-360-804-50	FLANGEBOLT	*	1					
14	V231-360-803-00	FLANGEBOLT	*	1					
15	6209-500-003-00	WASHER/08X14X01	*	1					
16	6215-546-001-00	STOPPER,FULL-LOAD	*	1					
17	6209-409-001-00	NUT/M8	*	1					
18	V341-120-008-00	NUT,CAP/M 8	*	1					
19	6209-920-002-00	PACKING	*	2					
20	3625-540-004-00	CAP,BLANK/30	*	1					
21	6215-542-001-10	PIN/ARM	*	1					
22	V710-140-004-00	RING,SNAP/ 4 E	*	2					
23	6209-600-004-00	PLUG/SCREW	*	1					
24	6209-500-003-00	WASHER/08X14X01	*	1					
25	6209-740-001-00	PIN,GROOVE	*	1					
26	6211-312-001-30	GASKET/GEARCASE	*	1					
27	6213-160-002-20	VALVE/RELIEF ASSY	*	1					
28	6213-161-001-20	PISTON/VALVE/RELIEF	*	1					

FIG.301 VALVE



6004-301 -0100

KEY	PART CODE	DESCRIPTION	S P C	TYPE OF MODEL		I T C	C O L	G R P	REMARKS
				E3100	G01				
1	-----	BLANK	*						-----
1	-----	BLANK	*						-----
1	-----	BLANK	*						-----
1	-----	BLANK	*						-----
1	6212-551-028-00	VALVE/INTAKE	*	3					
2	-----	BLANK	*						-----
2	-----	BLANK	*						-----
2	-----	BLANK	*						-----
2	-----	BLANK	*						-----
2	6212-552-014-00	VALVE/EXHAUST	*	3					
3	-----	BLANK	*						-----
3	6212-561-001-10	SPRING/VALVE	*	6					
4	6212-563-001-00	SEAT, VALVE SPRING	*	6					
5	6212-565-001-00	CUTTER, VALVE	*	12					
6	-----	BLANK	*						-----
6	6212-571-006-00	TAPPET	*	6					
7	6212-575-002-00	ROD, PUSH	*	6					
8	6212-600-002-10	ROCKERSHAFT ASSY	*	1					
9	6212-611-004-10	ROCKERARM	*	6					
10	6212-620-001-20	SHAFT/ROCKERARM ASSY	*	1					
11	6212-626-002-10	PLUG	*	2					
12	6212-628-004-00	BRACKET ROCKER SHAFT	*	2					
13	6212-628-005-00	BRACKET, ROCKER SHAFT	*	1					
14	6209-940-004-00	SPRING	*	2					
15	V704-140-016-00	RING, SNAP/16 C	*	2					
16	6212-616-002-00	SCREW ADJUST	*	6					
17	6209-409-003-00	NUT	*	6					
18	6209-000-002-00	BOLT	*	1					
19	-----	BLANK	*						-----
19A	-----	BLANK	*						-----

FIG.402 WATER PUMP

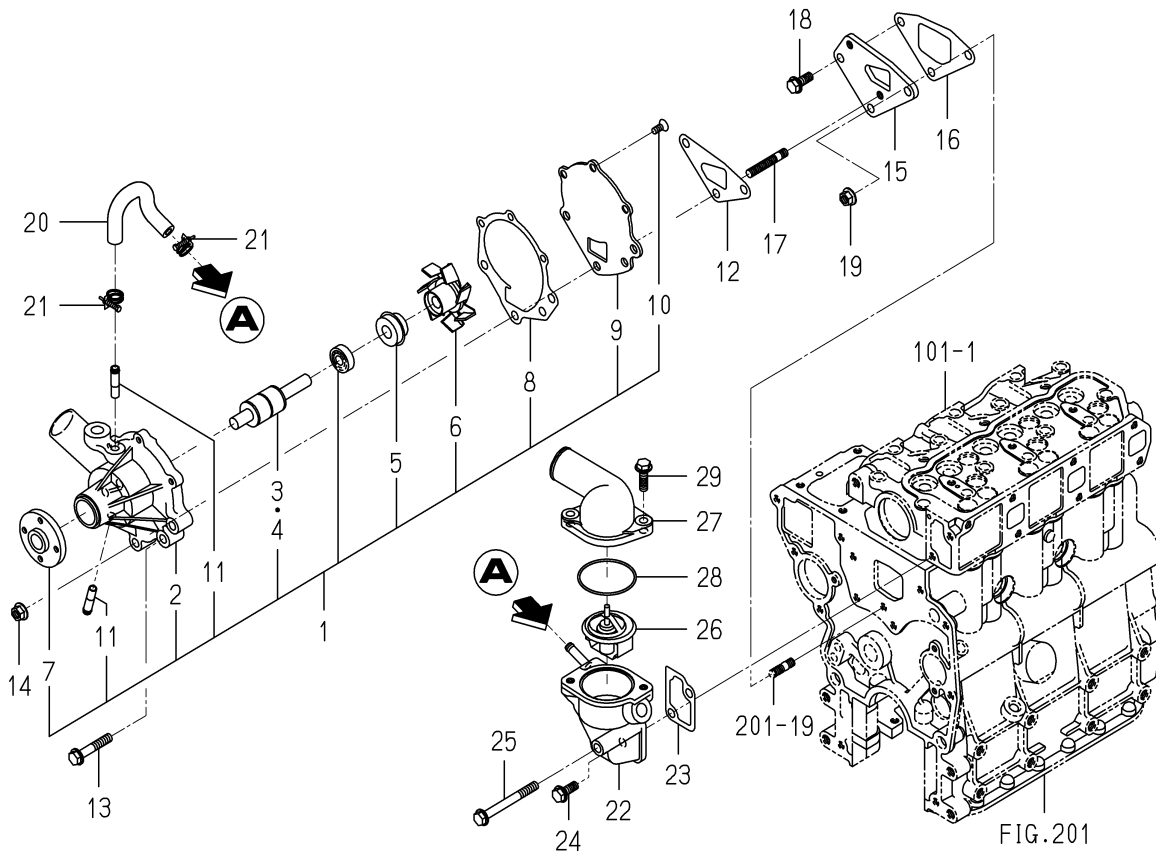
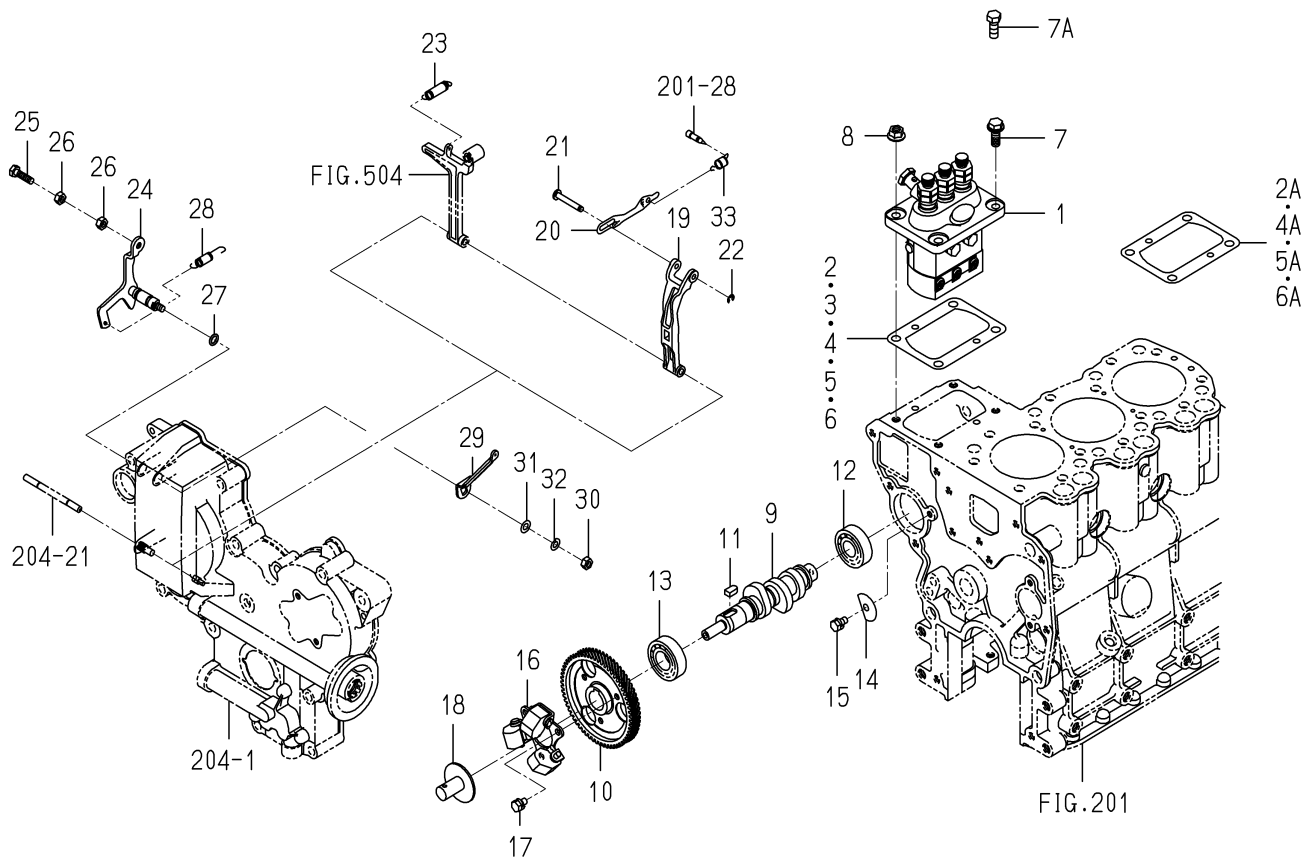


FIG.201

6004-420D-0100

KEY	PART CODE	DESCRIPTION	S P C	TYPE OF MODEL		I T C	C O L	G R P	REMARKS
				E3100	G01				
1	6213-610-005-40	WATERPUMP ASSY	*	1					
2	6213-611-003-20	BODY/WATERPUMP	*	1					
3	6213-631-002-00	BEARING/WATER PUMP	*	1					
4	6213-631-005-00	BEARING/WATERPUMP	*	1					
5	6213-622-002-10	SEAL SET/WATER PUMP	*	1					
6	6213-621-003-00	ROTOR/WATERPUMP	*	1					
7	6213-642-002-00	SEAL/WATER PUMPPULLE	*	1					
8	6213-613-002-10	GASKET	*	1					
9	6213-612-004-00	PLATE/WATER PUMP	*	1					
10	6213-619-003-00	SCREW/WATER PUMP	*	3					
11	6213-619-002-00	PIPE/WATER PUMP	*	2					
12	6213-614-003-10	GASKET/WATER PUMP	*	1					
13	-----	BLANK	*						-----
13	V231-360-804-50	FLANGE BOLT	*	1					
14	3817-401-001-00	NUT/M08	*	2					
15	6213-619-001-00	SPACER,PUMP.WATER	*	1					
16	6213-614-004-10	GASKET,SPACER	*	1					
17	6904-110-840-00	STUD/M8X40	*	2					
18	-----	BLANK	*						-----
18	V231-360-802-00	FLANGE BOLT	*	1					
19	3817-401-001-00	NUT/M08	*	1					
20	6213-729-016-00	HOSE/RUBBER	*	1					
21	J061-210-015-00	CLAMP/WIRE/10-15	*	2					
22	6213-716-001-50	HOUSING/THERMOSTAT	*	1					
23	6213-743-002-10	GASKET/HOUSING	*	1					
24	-----	BLANK	*						-----
24	V231-360-802-00	FLANGE BOLT	*	1					
25	-----	BLANK	*						-----
25	V231-360-807-50	FLANGE BOLT	*	1					
26	6513-770-022-10	THERMOSTAT	*	1					

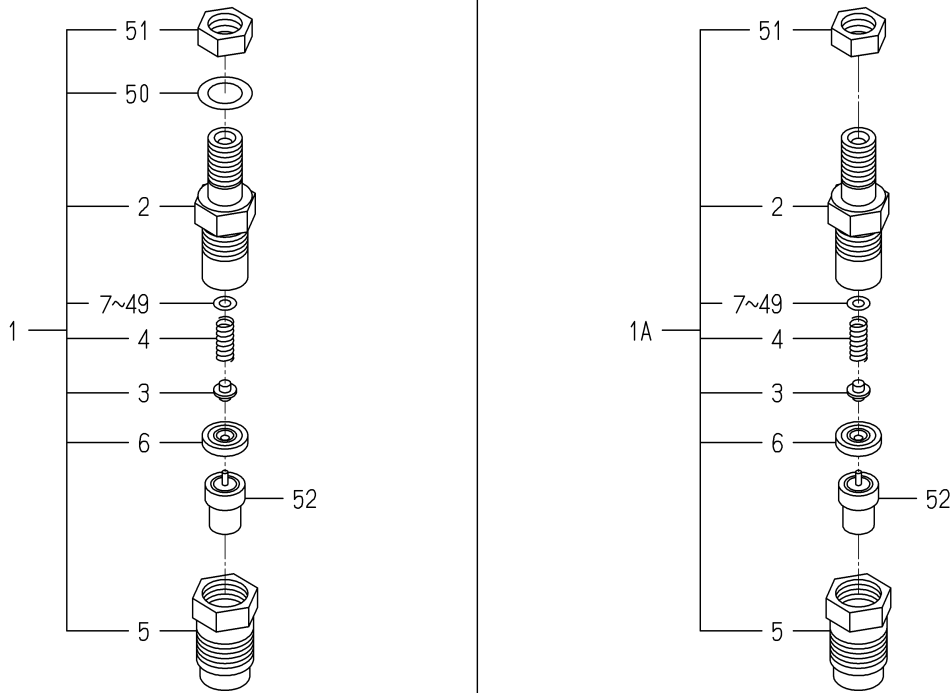
FIG.502 INJECTION PUMP



6004-511 -0100

KEY	PART CODE	DESCRIPTION	S P C	TYPE OF MODEL		I T C	C O L	G R P	REMARKS
				E3100	G01				
1	6215-600-103-10	INJECTIONPUMP ASSY	*	1					FIG S02
2	-----	BLANK	*						-----
2A	6219-752-045-00	SHIM/INJECTIONPUMP	*	1					
3	-----	BLANK	*						-----
4	-----	BLANK	*						-----
4A	6219-752-044-00	SHIM/INJECTIONPUMP	*	1					
5	-----	BLANK	*						-----
5A	6219-752-046-00	SHIM/INJECTIONPUMP	*	1					
6	-----	BLANK	*						-----
6A	6219-752-047-00	SHIM/INJECTIONPUMP	*	1					
7	-----	BLANK	*						-----
7A	V201-360-802-00	BOLT/M8X20	*	2					
8	3817-401-001-00	NUT/M08	*	2					
9	6215-621-016-20	CAMSHAFT/INJECTION P	*	1					
10	-----	BLANK	*						-----
10	6212-524-002-30	GEAR/INJECTIONPUMP	*	1					
11	6209-730-005-00	KEY/07X05X09	*	1					
12	V600-110-620-30	BEARING,RB/6203	*	1					
13	V600-110-600-40	BEARING,RB/6004	*	1					
14	6212-535-002-00	PLATE,THRUST INJPUMP	*	1					
15	6901-910-612-00	BOLT,SEMS/M6X12	*	1					
16	6215-520-001-00	FLYWEIGHT	*	1					
17	6209-030-043-00	BOLT/M6X10	*	3					
18	6215-526-004-00	THRUSTPIECE	*	1					
19	6215-541-001-10	ARM/FLOATING COMP	*	1					
20	6215-543-002-10	RINK/CONTROL	*	1					
21	6215-542-006-00	PIN,CONTROL	*	1					
22	V710-140-004-00	RING,SNAP/4 E	*	1					
23	6215-531-001-00	SPRING GOVERNOR	*	1					
24	6215-541-003-10	LEVER,CONTROL	*	1					

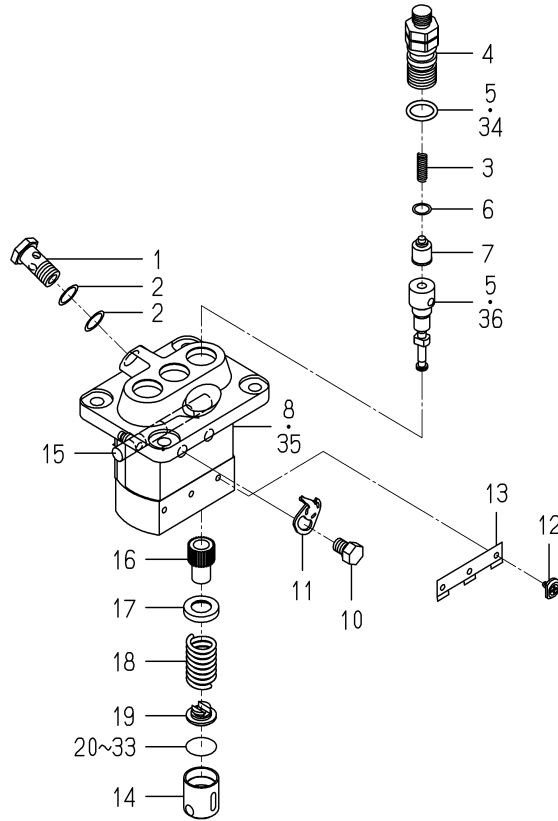
FIG.S01 COMPONENT PARTS FOR 6215-300-036-10 ON Fig.501



6215-300-036-1B

KEY	PART CODE	DESCRIPTION	S P C	TYPE OF MODEL		I T C	C O L	G R P	REMARKS
				E3100	G01				
1	- - - - -	BLANK	*						- - - - -
1A	6215-330-024-10	HOLDER/NOZZLE ASSY	*	3					
2	6215-331-008-00	BODY/NOZZLE HOLDER	*	3					
3	6215-342-001-00	PIN,NOZZLE HOLDER	*	3					
4	6215-343-001-00	WASHER	*	3					
5	6215-332-013-00	NUT/NOZZLERETAINING	*	3					
6	6215-339-001-00	PIECE,DISTANCE	*	3					
7	6215-345-001-00	WASHER/0.9	*	3					
8	6215-345-002-00	WASHER/0.925	*	3					
9	6215-345-003-00	WASHER/0.95	*	3					
10	6215-345-004-00	WASHER/0.975	*	3					
11	6215-345-005-00	WASHER/1.0	*	3					
12	6215-345-006-00	WASHER/1.025	*	3					
13	6215-345-007-00	WASHER/1.05	*	3					
14	6215-345-008-00	WASHER/1.075	*	3					
15	6215-345-009-00	WASHER/1.1	*	3					
16	6215-345-010-00	WASHER/1.125	*	3					
17	6215-345-011-00	WASHER/1.15	*	3					
18	6215-345-012-00	WASHER/1.175	*	3					
19	6215-345-013-00	WASHER/1.2	*	3					
20	6215-345-014-00	WASHER/1.225	*	3					
21	6215-345-015-00	WASHER/1.25	*	3					
22	6215-345-016-00	WASHER/1.275	*	3					
23	6215-345-017-00	WASHER/1.3	*	3					
24	6215-345-018-00	WASHER/1.325	*	3					
25	6215-345-019-00	WASHER/1.35	*	3					
26	6215-345-020-00	WASHER/1.375	*	3					
27	6215-345-021-00	WASHER/1.4	*	3					
28	6215-345-022-00	WASHER/1.425	*	3					
29	6215-345-023-00	WASHER/1.45	*	3					

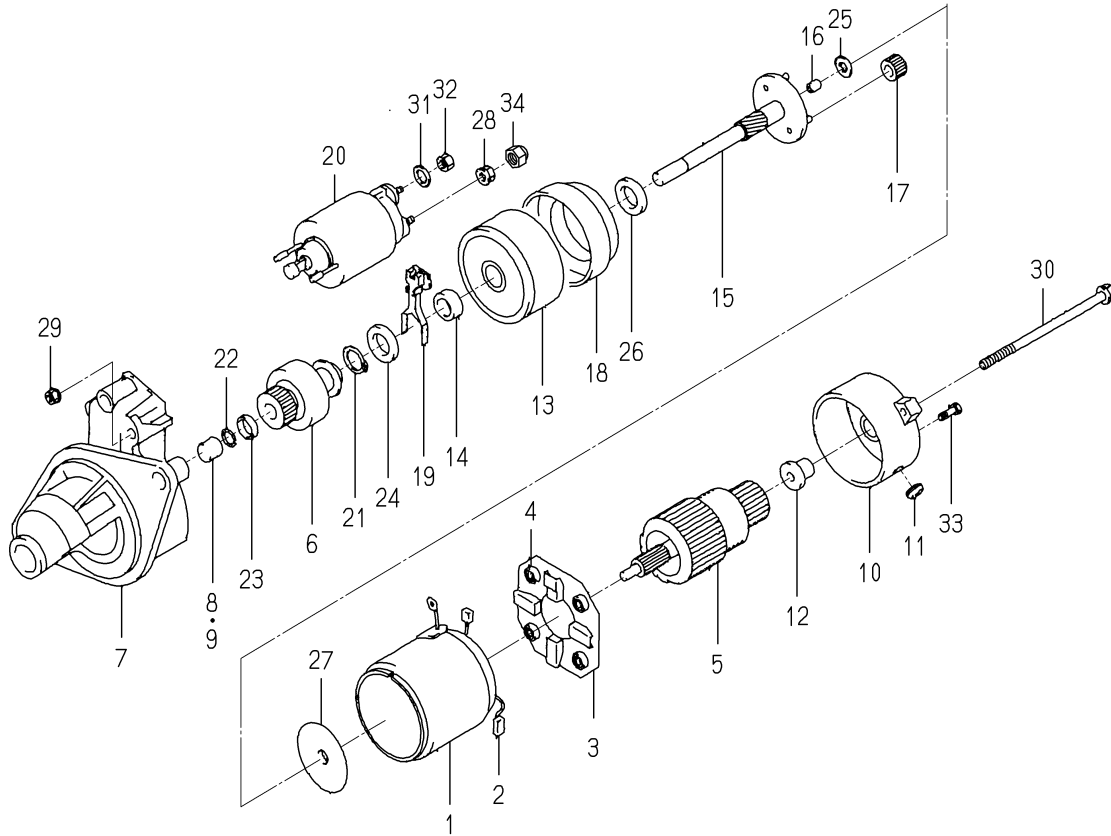
FIG.S02 COMPONENT PARTS FOR 6215-600-103-10 ON Fig.502



6215-600-103-1F

KEY	PART CODE	DESCRIPTION	S P C	TYPE OF MODEL		I T C	C O L	G R P	REMARKS
				E3100 G01					
1	6215-619-009-00	SCREW/HOLLOW	*	1					
2	6215-619-010-00	WASHER/AIR BLEEDER	*	2					
3	6215-643-006-00	SPRING/DELIVERYVALVE	*	3					
4	6215-644-007-00	HOLDER/DELIVERYVALVE	*	3					
5	-----	BLANK	*						-----
6	6215-649-002-00	GASKET/DELIVERYVALVE	*	3					
7	6215-641-006-00	VALVE ASSY	*	3					
8	-----	BLANK	*						-----
9	-----	BLANK	*						-----
10	6215-619-022-00	BOLT/WASHERHEAD	*	2					
11	6215-612-001-00	PLATE/ADJUSTING	*	2					
12	6215-629-001-00	PIN/INJECTIONPUMP	*	3					
13	6215-629-002-00	PLATE	*	1					
14	6215-622-001-00	TAPPET/INJECTIO ASSY	*	3					
15	6215-637-001-00	RACK/CONTROL ASSY	*	1					
16	6215-635-001-00	SLEEVE/PLUNGER	*	3					
17	6215-639-004-00	SEAT/SPRING/UPPER	*	3					
18	6215-634-001-00	SPRING/PUMPPLUNGER	*	3					
19	6215-639-005-00	SEAT/SPRING/LOWER	*	3					
20	-----	BLANK	*						-----
20	6215-629-003-00	PLATE/TAPPET/AD 0.6	*	1					
21	-----	BLANK	*						-----
21	6215-629-004-00	PLATE/TAPPET/AD 0.7	*	1					
22	-----	BLANK	*						-----
22	6215-629-005-00	PLATE/TAPPET/AD 0.8	*	1					
23	-----	BLANK	*						-----
23	6215-629-006-00	PLATE/TAPPET/AD 0.9	*	1					
24	-----	BLANK	*						-----
24	6215-629-007-00	PLATE/TAPPET/AD 1.0	*	1					
25	-----	BLANK	*						-----

FIG.S03 COMPONENT PARTS FOR 6281-100-014-00 ON Fig.801



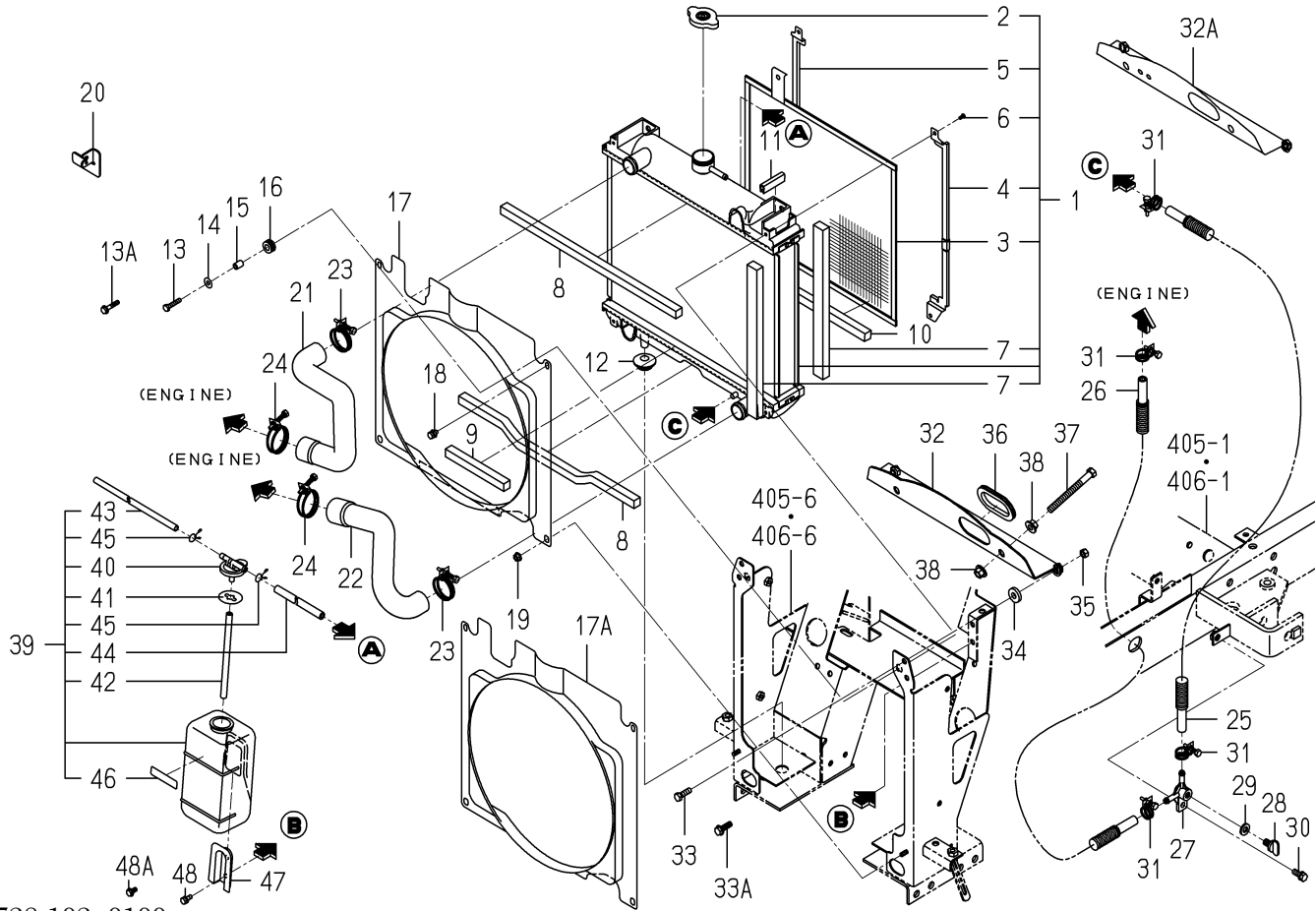
6281-100-014-0A

KEY	PART CODE	DESCRIPTION	S P C	TYPE OF MODEL		I T C	C O L	G R P	REMARKS
				E3100	601				
1	6281-111-009-00	YOKE/STARTER ASSY	*	1					
2	6281-119-009-00	BRUSH/STARTER	*	2					
3	6281-118-007-00	HOLDER/STARTER ASSY	*	1					
4	6281-117-003-00	SPRING/STARTERBRUSH	*	4					
5	6281-121-010-00	ARMATURE/STARTE ASSY	*	1					
6	6281-124-011-00	CLUTCH/STARTER ASSY	*	1					
7	6281-129-064-00	HOUSING/STARTER ASSY	*	1					
8	6281-129-080-00	BEARING/NEEDLE	*	1					
8	-----	BLANK	*						-----
9	6281-129-058-00	BEARING/NEEDLE	*	1					
10	6281-115-017-00	FRAME/COMMUTATOR END	*	1					
11	6281-115-018-00	COVER	*	1					
12	6281-129-065-00	BEARING/OILLESS	*	1					
13	6281-129-066-00	BEARING/WITH SHOCKAB	*	1					
14	6281-129-067-00	BEARING/OILLESS	*	1					
15	6281-129-068-00	SHAFT/STARTER PLANET	*	1					
16	6281-129-069-00	BEARING/OILLESS	*	1					
17	6281-129-070-00	GEAR/STARTER PLANETA	*	3					
18	6281-129-071-00	GEAR/STARTERINTERNAL	*	1					
19	6281-127-003-00	LEVER/PINIONDRIVE	*	1					
20	6281-151-014-00	SWITCH/MAGNETIC ASSY	*	1					
21	6281-129-072-00	RING/SNAP	*	1					
22	6281-129-073-00	RING/SNAP	*	1					
23	6281-129-074-00	NUT/PINIONSTOP	*	1					
24	6281-129-075-00	WASHER/SK	*	1					
25	6281-129-076-00	WASHER/SK	*	1					
26	6281-129-077-00	WASHER/SK	*	1					
27	6281-129-078-00	PLATE	*	1					
28	6281-129-030-00	NUT	*	1					
29	6281-129-029-00	NUT	*	2					

CHASSIS

CHASSIS

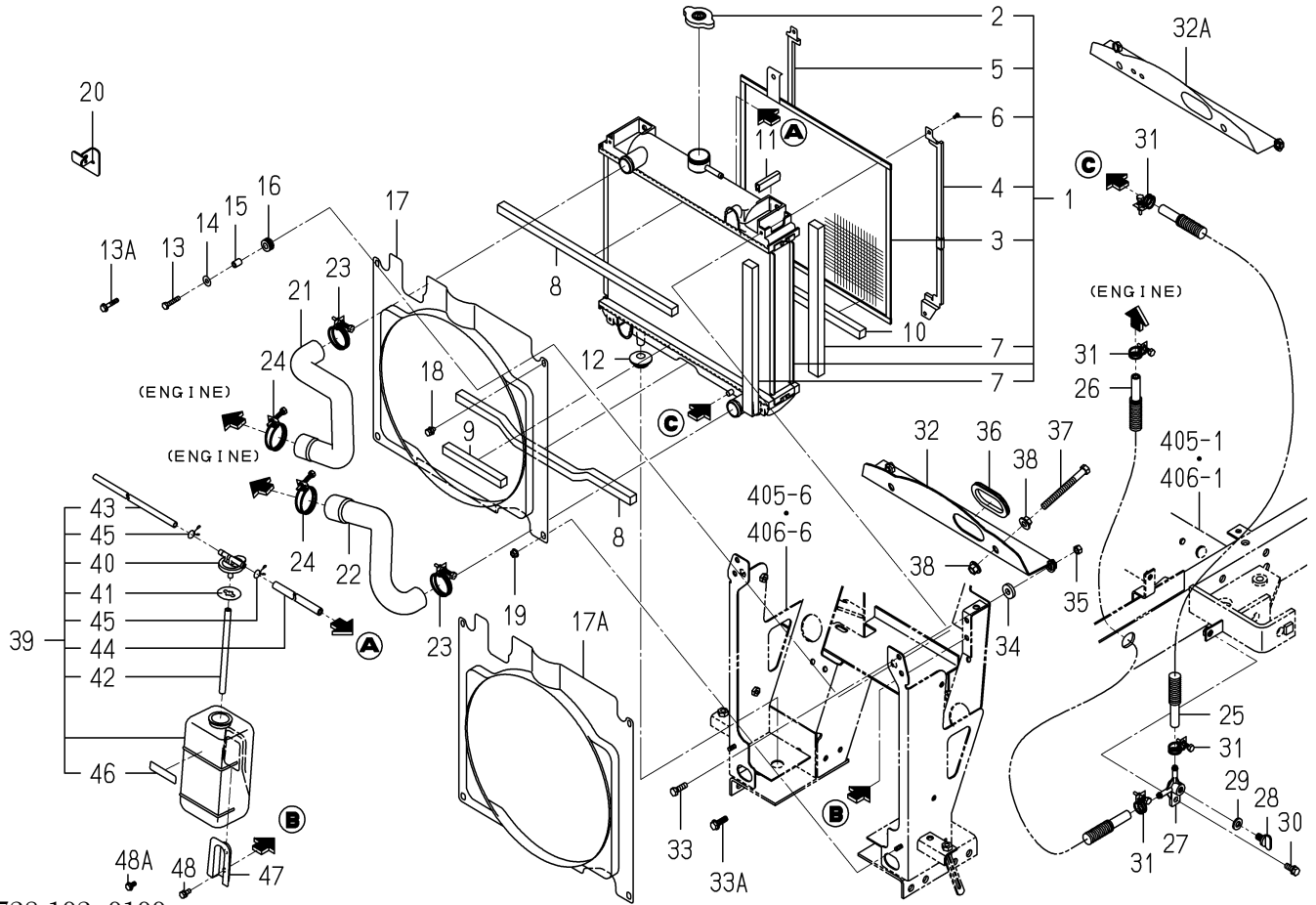
FIG.102 RADIATOR SYSTEM



1728-102 -0100

KEY	PART CODE	DESCRIPTION	S P C	TYPE OF MODEL		I T C	C O L	G R P	REMARKS
				SXG19H	SXG22H				
1	1705-102-500-00	RADIATOR ASSY	*	1	1				
2	1650-102-202-10	CAP	*	1	1				
3	-----	BLANK	*						-----
3	1705-102-203-00	PROTECTOR	*	1	1				
4	1703-102-205-00	GUIDE	*	1	1				
5	1703-102-206-00	GUIDE	*	1	1				
6	1703-102-203-00	SCREW/P	*	4	4				
7	1705-102-202-00	PACKING	*	4	4				
8	-----	BLANK	*						-----
8	1650-102-006-10	INSULATOR	*	2	2				
9	1752-102-006-00	INSULATOR/15X15X140	*	1	1				
10	1705-102-009-00	SEAL/15X15X380	*	1	1				
11	-----	BLANK	*						-----
11	3666-202-005-10	PAD/50	*	1	1				
12	1421-603-004-00	BUSH,LEVER	*	2	2				
13	-----	BLANK	*						-----
13A	V230-360-603-00	FLANGE BOLT	*	2	2				
14	3740-162-005-00	WASHER	*	4	4				
15	2150-661-002-00	COLLAR	*	2	2				
16	1427-621-012-00	GROMMET	*	2	2				
17	-----	BLANK	*						-----
17	-----	BLANK	*						-----
17A	1728-102-211-10	SHROUD	*	1	1				
18	V210-360-601-20	BOLT,SEMS	*	2	2				
19	V360-260-006-00	NUT/M6	*	2	2				
20	-----	BLANK	*						-----
21	1725-102-001-00	HOSE/RADIATOR/UPPER	*	1	1				
22	1705-102-016-00	HOSE/RADIATOR/LOWER	*	1	1				
23	J061-230-038-00	CLAMP/WIRE/30-38	*	2	2				
24	J061-236-044-00	CLAMP/WIRE/36-44	*	2	2				

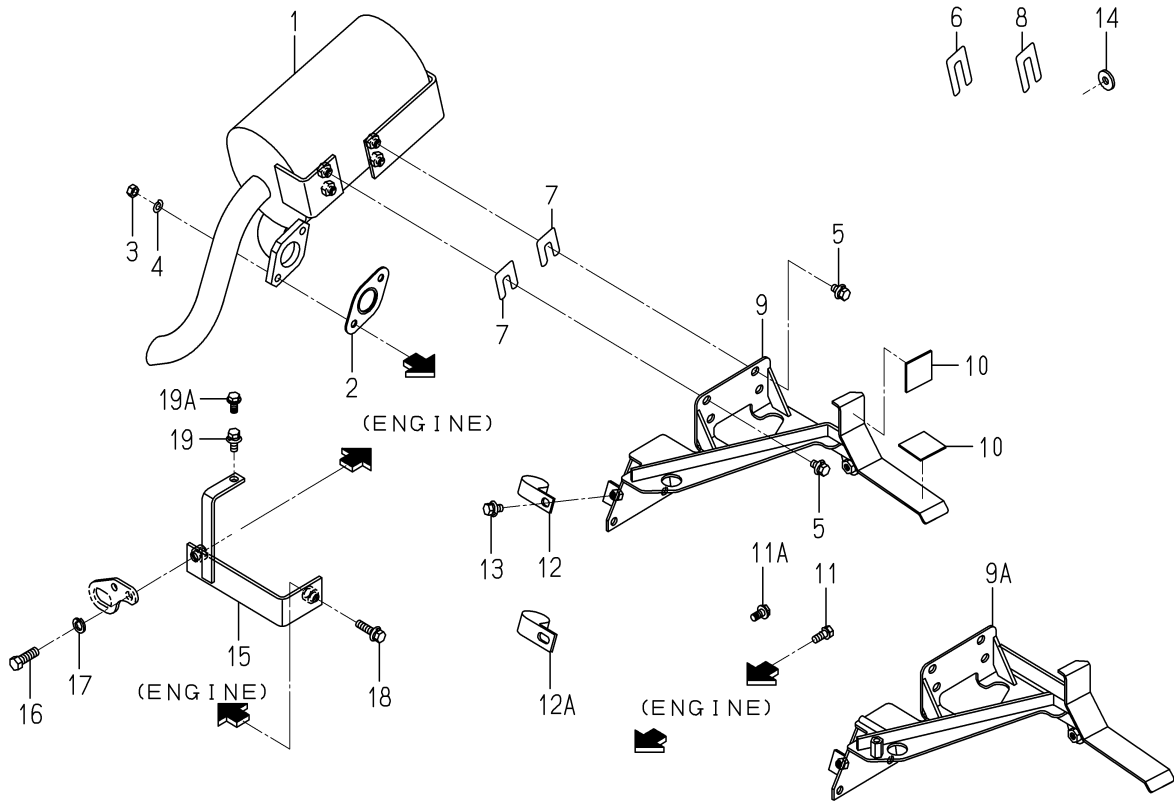
FIG.102 RADIATOR SYSTEM



1728-102-0100

KEY	PART CODE	DESCRIPTION	S P C	TYPE OF MODEL		I T C	C O L	G R P	REMARKS
				SXG19H	SXG22H				
25	1728-102-220-00	HOSE/290 ASSY	*	1	1				
26	1728-102-230-00	HOSE/450 ASSY	*	1	1				
27	1560-104-010-40	CONNECTOR	*	1	1				
28	1424-101-203-00	PLUG	*	1	1				
29	1424-101-204-00	PACKING	*	1	1				
30	V211-360-802-00	BOLT/SP	*	1	1				
31	J061-210-015-00	CLAMP/WIRE/10-15	*	4	4				
32	-----	BLANK	*						-----
32A	1728-102-200-10	PANEL/RADIATOR COMP	*	1	1				
33	-----	BLANK	*						-----
33A	V231-360-802-50	FLANGE BOLT	*	2	2				
34	1423-616-004-00	CUSHION/RUBBER/10X25	*	2	2				
35	V304-260-008-00	NUT	*	2	2				
36	1724-102-012-00	TRIM/188	*	1	1				
37	V201-261-010-00	BOLT/M10X100	*	2	2				
38	V363-260-010-00	NUT/M10	*	4	4				
39	1705-102-240-20	RESERVETANK ASSY	*	1	1				
40	6221-408-008-00	CAP	*	1	1				
41	6221-408-009-00	PACKING	*	1	1				
42	6221-408-010-00	HOSE/RUBBER	*	1	1				
43	1705-102-251-10	PIPE	*	1	1				
44	1705-102-252-20	HOSE/RUBBER	*	1	1				
45	6221-408-013-00	CLAMP	*	2	2				
46	6221-408-007-00	PLATE/CAUTION	*	1	1				
47	6221-408-003-00	BRACKET/RESERVETANK	*	1	1				
48	-----	BLANK	*						-----
48A	V230-360-601-20	FLANGE BOLT	*	2	2				

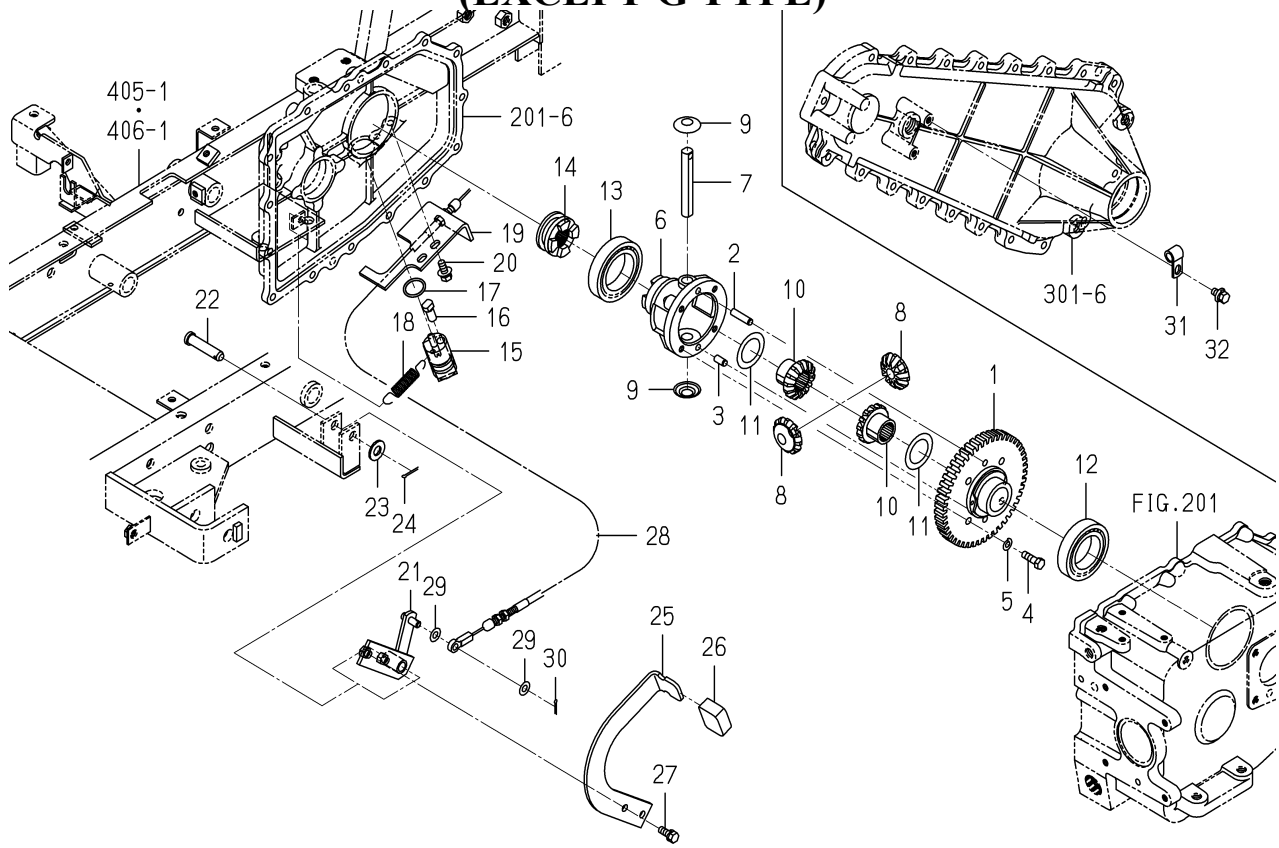
FIG.103 MUFFLER SYSTEM



1739-103 -0100

KEY	PART CODE	DESCRIPTION	S P C	TYPE OF MODEL		I T C	C O L	G R P	REMARKS
				SXG19H	SXG22H				
1	-----	BLANK	*						-----
1	1739-103-200-10	MUFFLER COMP	*	1	1				
2	3659-301-001-00	GASKET	*	1	1				
3	V304-700-008-00	NUT	*	2	2				
4	V401-700-008-00	WASHER/LOCK	*	2	2				
5	V211-360-801-60	BOLT,SEMS (SP)	*	4	4				
6	-----	BLANK	*						-----
7	-----	BLANK	*						-----
7	1725-103-002-00	SHIM/0.6/B	*	2	2				
8	-----	BLANK	*						-----
9	-----	BLANK	*						-----
9A	-----	BLANK	*						-----
9A	1739-103-210-20	BRACKET/MUFFLER/CLEA	*	1	1				
10	1427-111-229-00	CUSHION,RUBBER	*	2	2				
11	-----	BLANK	*						-----
11A	V231-360-801-60	FLANGE BOLT	*	1	1				
12	-----	BLANK	*						-----
12A	2515-103-002-10	CLAMP/32	*	1	1				
13	-----	BLANK	*						-----
13	-----	BLANK	*						-----
13	3650-831-004-00	BOLT	*	1	1				
14	-----	BLANK	*						-----
15	1739-103-220-00	BRACKET/FRONT COMP	*	1	1				
16	-----	BLANK	*						-----
16	V203-361-003-50	BOLT	*	1	1				
17	-----	BLANK	*						-----
17	-----	BLANK	*						-----
17	V401-160-010-00	WASHER,SP/M10	*	1	1				
18	-----	BLANK	*						-----
18	-----	BLANK	*						-----

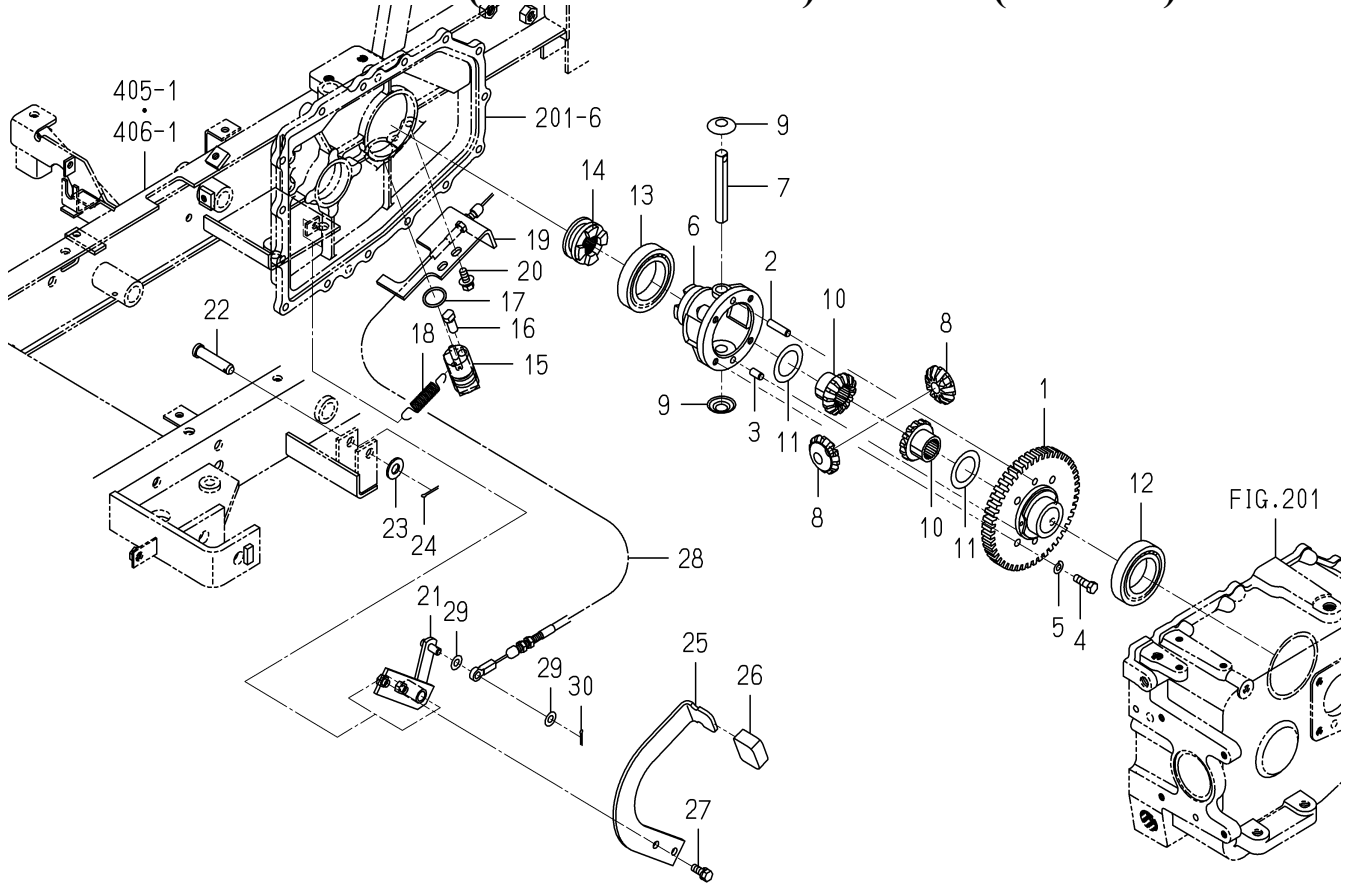
**FIG.205 GEAR(DIFFERENTIAL)SYSTEM
(EXCEPT G TYPE)**



1728-204 -0100

KEY	PART CODE	DESCRIPTION	S P C	TYPE OF MODEL		I T C	C O L	G R P	REMARKS
				SXG19H	SXG22H				
1	-----	BLANK	*						-----
1	1728-204-001-10	GEAR/SPUR/48	*	1	1				
2	1672-301-002-00	PIN	*	1	1				
3	V523-100-801-60	PIN	*	1	1				
4	1544-304-006-10	BOLT/M8X25	*	4	4				
5	V401-160-008-00	WASHER,SP/M 8	*	4	4				
6	1427-301-002-20	CASE,DIFF	*	1	1				
7	1444-411-006-00	SHAFT,DIFF. PINION	*	1	1				
8	1672-301-003-00	PINION/BEVEL/12	*	2	2				
9	1427-301-005-00	COLLAR,PINION THRUST	*	2	2				
10	1672-301-004-00	GEAR/BEVEL/14	*	2	2				
11	1427-301-007-00	COLLAR,THRUST	*	2	2				
12	V600-110-600-90	BEARING,RB/6009	*	1	1				
13	V600-110-601-00	BEARING,RB/6010	*	1	1				
14	1728-204-002-00	CLUTCH/DIFFLOCK	*	1	1				
15	1728-204-200-00	ARM/DIFF COMP	*	1	1				
16	1689-205-005-10	PIN/10X21	*	1	1				
17	V720-103-502-40	O-RING/P24	*	1	1				
18	1104-410-007-00	SPRING/HE074	*	1	1				
19	1728-204-003-00	STAY/DIFFCABLE	*	1	1				
20	V211-360-802-00	BOLT/SP	*	2	2				
21	1705-204-220-00	PEDAL/DIFF COMP	*	1	1				
22	7963-611-003-00	PIN/12X48	*	1	1				
23	V411-260-012-00	WASHER /M12	*	1	1				
24	V500-163-002-00	PIN,SPLIT/3 X20	*	1	1				
25	1705-204-003-00	PEDAL/DIFF	*	1	1				
26	1593-101-012-00	STOPPER	*	1	1				
27	V211-260-802-00	BOLT/S	*	2	2				
28	-----	BLANK	*						-----
28	1728-204-210-10	CABLE/DIFF ASSY	*	1	1				

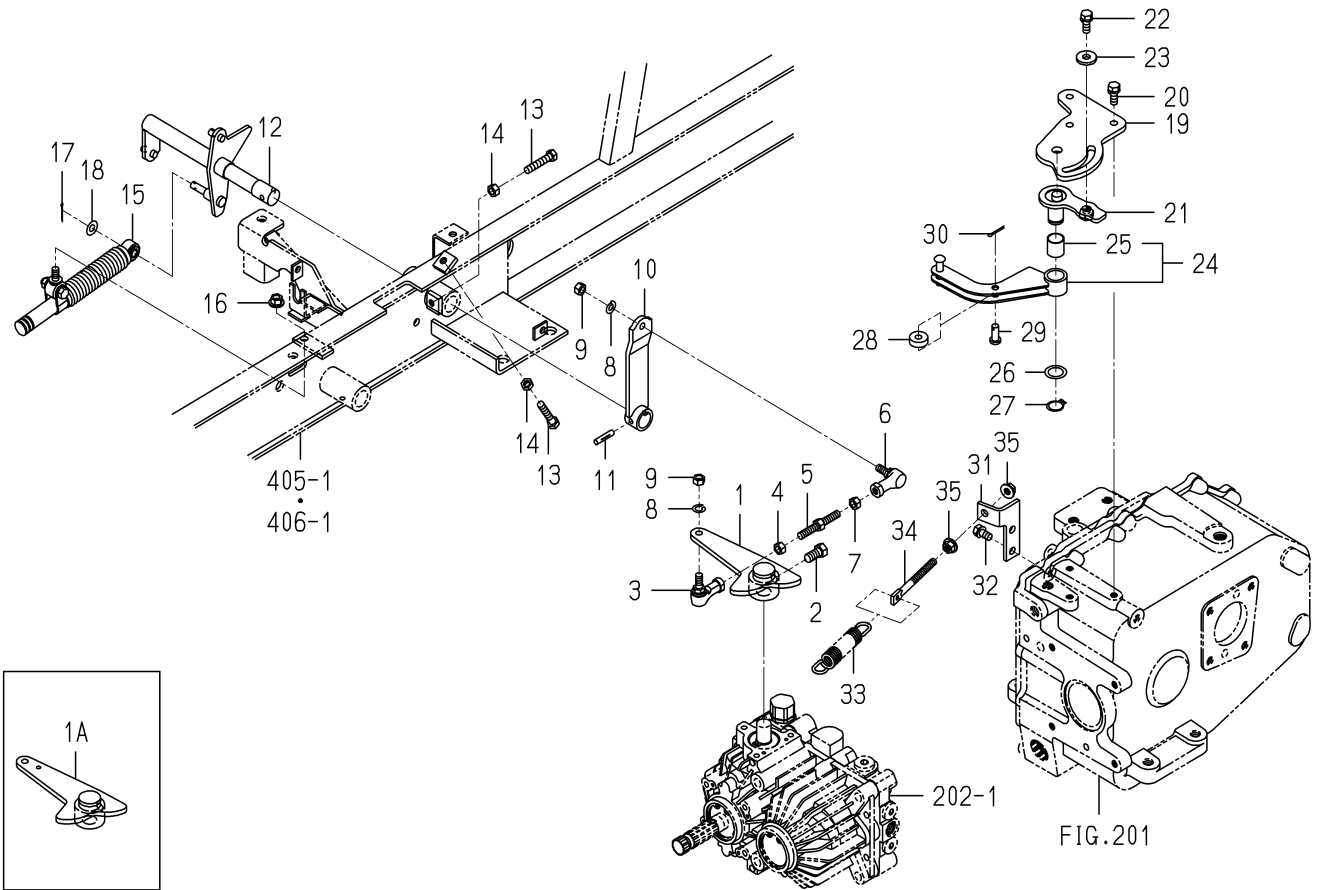
FIG.206 GEAR(DIFFERENTIAL)SYSTEM(G TYPE)



1728-204A-0100

KEY	PART CODE	DESCRIPTION	S P C	TYPE OF MODEL		I T C	C O L	G R P	REMARKS
				SXG19H	SXG22H				
1	-----	BLANK	*						-----
1	1728-204-001-10	GEAR/SPUR/48	*	1	1				
2	1672-301-002-00	PIN	*	1	1				
3	V523-100-801-60	PIN	*	1	1				
4	1544-304-006-10	BOLT/M8X25	*	4	4				
5	V401-160-008-00	WASHER,SP/M 8	*	4	4				
6	1427-301-002-20	CASE,DIFF	*	1	1				
7	1444-411-006-00	SHAFT,DIFF. PINION	*	1	1				
8	1672-301-003-00	PINION/BEVEL/12	*	2	2				
9	1427-301-005-00	COLLAR,PINION THRUST	*	2	2				
10	1672-301-004-00	GEAR/BEVEL/14	*	2	2				
11	1427-301-007-00	COLLAR,THRUST	*	2	2				
12	V600-110-600-90	BEARING,RB/6009	*	1	1				
13	V600-110-601-00	BEARING,RB/6010	*	1	1				
14	1728-204-002-00	CLUTCH/DIFFLOCK	*	1	1				
15	1728-204-200-00	ARM/DIFF COMP	*	1	1				
16	1689-205-005-10	PIN/10X21	*	1	1				
17	V720-103-502-40	O-RING/P24	*	1	1				
18	1104-410-007-00	SPRING/HE074	*	1	1				
19	1728-204-003-00	STAY/DIFFCABLE	*	1	1				
20	V211-360-802-00	BOLT/SP	*	2	2				
21	1705-204-220-00	PEDAL/DIFF COMP	*	1	1				
22	7963-611-003-00	PIN/12X48	*	1	1				
23	V411-260-012-00	WASHER /M12	*	1	1				
24	V500-163-002-00	PIN,SPLIT/3 X20	*	1	1				
25	1705-204-003-00	PEDAL/DIFF	*	1	1				
26	1593-101-012-00	STOPPER	*	1	1				
27	V211-260-802-00	BOLT/S	*	2	2				
28	-----	BLANK	*						-----
28	1728-204-210-10	CABLE/DIFF ASSY	*	1	1				

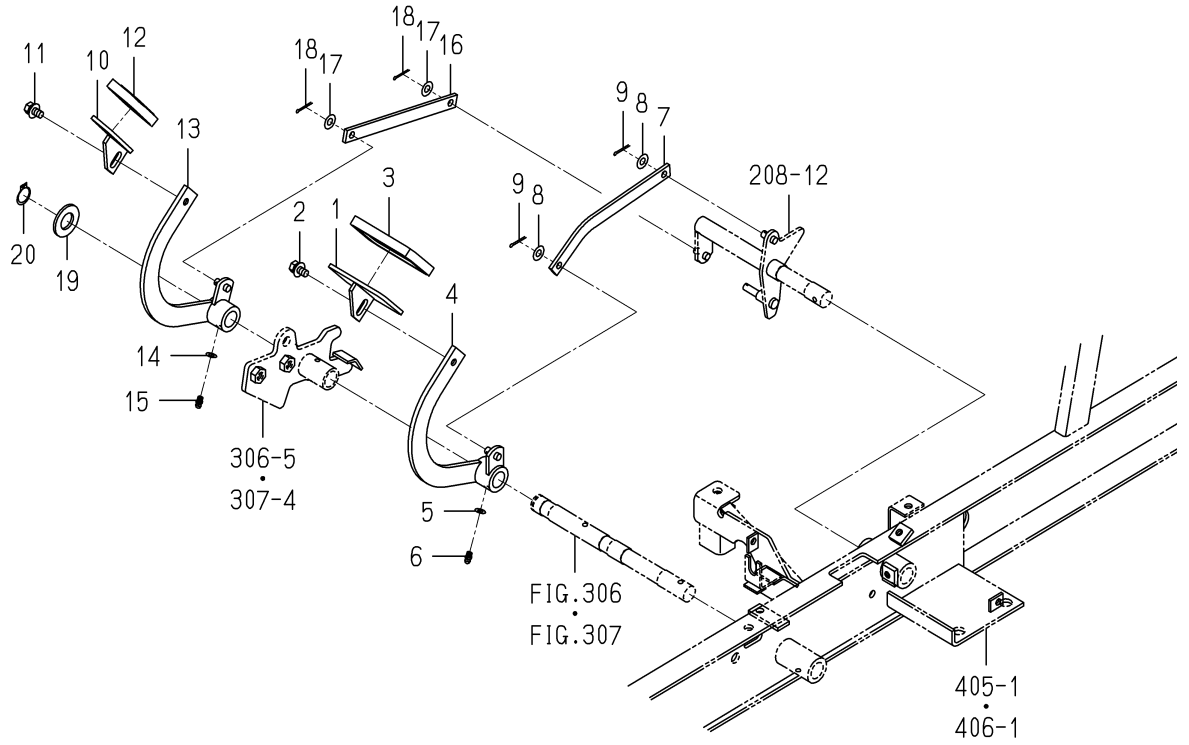
FIG.208 LINK(HST)SYSTEM



1728-271-0100

KEY	PART CODE	DESCRIPTION	S P C	TYPE OF MODEL		I T C	C O L	G R P	REMARKS
				SXG19H	SXG22H				
1	-----	BLANK	*						-----
1	-----	BLANK	*						-----
1	-----	BLANK	*						-----
1A	1728-271-200-30	ARM/TRUNNION COMP	*	1	1				
2	1646-226-053-00	BOLT/SM/M10X23	*	1	1				
3	1560-695-021-00	JOINT BALL M08RH	*	1	1				
4	V304-260-008-00	NUT	*	1	1				
5	1646-640-002-00	ROD/M08X64	*	1	1				
6	1560-695-022-00	JOINT BALL M08LH	*	1	1				
7	1560-132-007-30	NUT/M8	*	1	1				
8	V401-160-008-00	WASHER,SP/M 8	*	2	2				
9	V304-260-008-00	NUT	*	2	2				
10	-----	BLANK	*						-----
10	-----	BLANK	*						-----
10	1728-271-210-20	ARM/HST COMP	*	1	1				
11	-----	BLANK	*						-----
11	V530-240-602-80	PIN/GROOVE	*	1	1				
12	1728-271-220-00	SHAFT/HST COMP	*	1	1				
13	-----	BLANK	*						-----
13	-----	BLANK	*						-----
13	V201-360-803-00	BOLT/M8X30	*	2	2				
14	V304-260-008-00	NUT	*	2	2				
15	1646-640-580-00	DAMPER/OIL ASSY	*	1	1				
16	V362-260-008-00	NUT/WASHER	*	1	1				
17	V500-162-002-00	PIN,SPLIT/2 X20	*	1	1				
18	V411-260-008-00	WASHER,PL/M 8	*	1	1				
19	1728-271-003-00	BRACKET/NEUTRAL	*	1	1				
20	V211-560-802-00	BOLT/M8X20	*	3	3				
21	-----	BLANK	*						-----
21	1728-271-230-10	LEVER/ADJUST COMP	*	1	1				

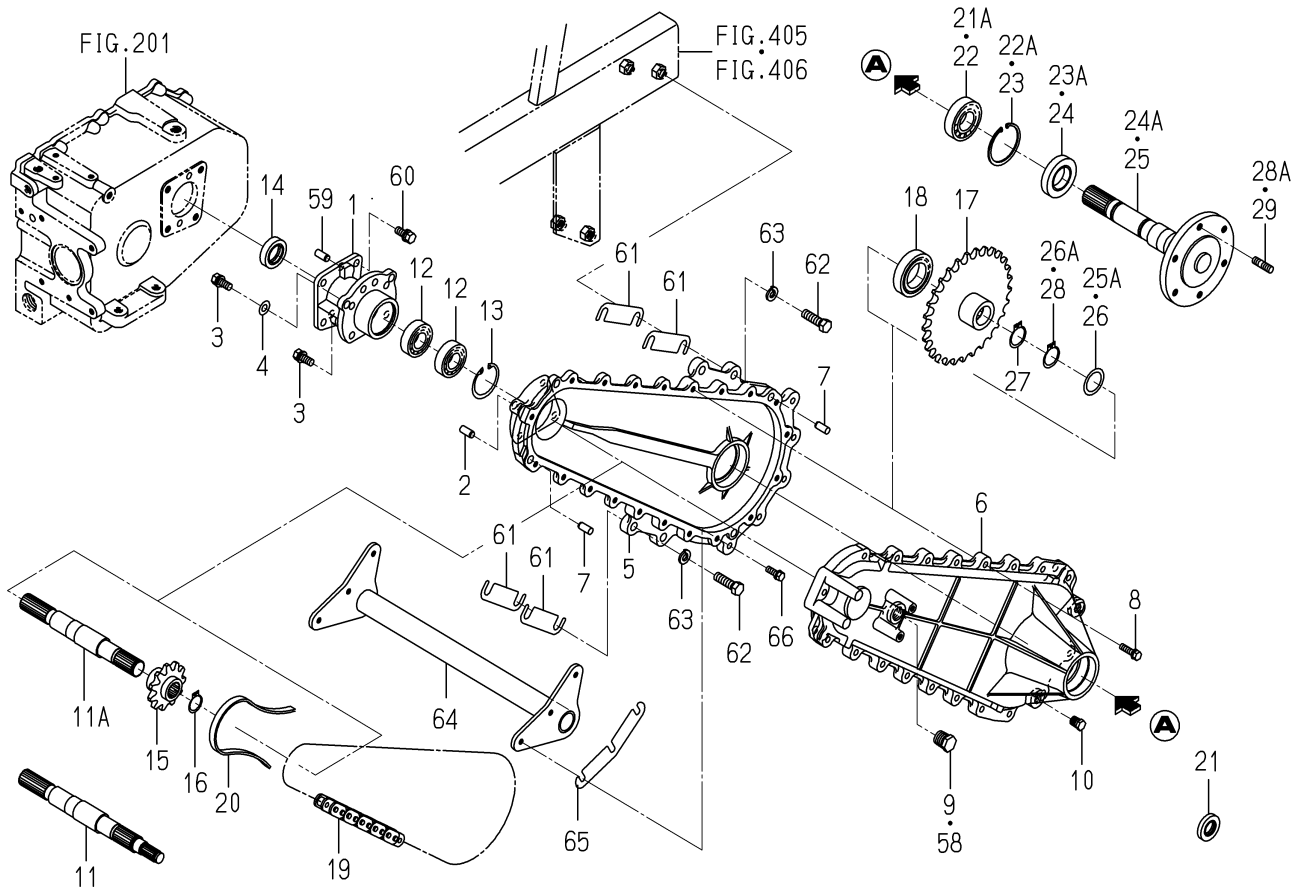
FIG.209 PEDAL(HST)SYSTEM



1728-272 -0100

KEY	PART CODE	DESCRIPTION	S P C	TYPE OF MODEL		I T C	C O L	G R P	REMARKS
				SXG19H	SXG22H				
1	1728-272-230-00	PEDAL/HST/F COMP	*	1	1				
2	V211-360-801-60	BOLT,SEMS (SP)	*	1	1				
3	1740-272-061-00	PAD/HST/OR	*	1	1				
4	-----	BLANK	*						-----
4	-----	BLANK	*						-----
4	-----	BLANK	*						-----
4	1728-272-200-30	ARM/HST/F COMP	*	1	1				
5	-----	BLANK	*						-----
5	V411-260-006-00	WASHER / M6	*	1	1				
6	V760-150-000-00	NIPPLE,GREASE	*	1	1				
7	1728-272-001-00	ROD/HST/F	*	1	1				
8	V411-260-008-00	WASHER,PL/M 8	*	2	2				
9	V500-162-502-00	PIN,SPLIT/2.5X20	*	2	2				
10	1689-272-240-00	PEDAL/HST/RH COMP	*	1	1				
11	V211-360-801-60	BOLT,SEMS (SP)	*	1	1				
12	1740-272-062-00	PAD/OR	*	1	1				
13	-----	BLANK	*						-----
13	-----	BLANK	*						-----
13	-----	BLANK	*						-----
13	1728-272-210-30	ARM/HST/R COMP	*	1	1				
14	-----	BLANK	*						-----
14	V411-260-006-00	WASHER / M6	*	1	1				
15	V760-150-000-00	NIPPLE,GREASE	*	1	1				
16	1728-272-002-00	PLATE/I/16X192	*	1	1				
17	V411-260-008-00	WASHER,PL/M 8	*	2	2				
18	V500-162-502-50	PIN,SPLIT/2.5X25	*	2	2				
19	V411-260-020-00	WASHER/M20	*	1	1				
20	V704-140-020-00	RING,SNAP/20C	*	1	1				

FIG.301 CASE(CHAIN)SYSTEM(EXCEPT G TYPE)(1/2)

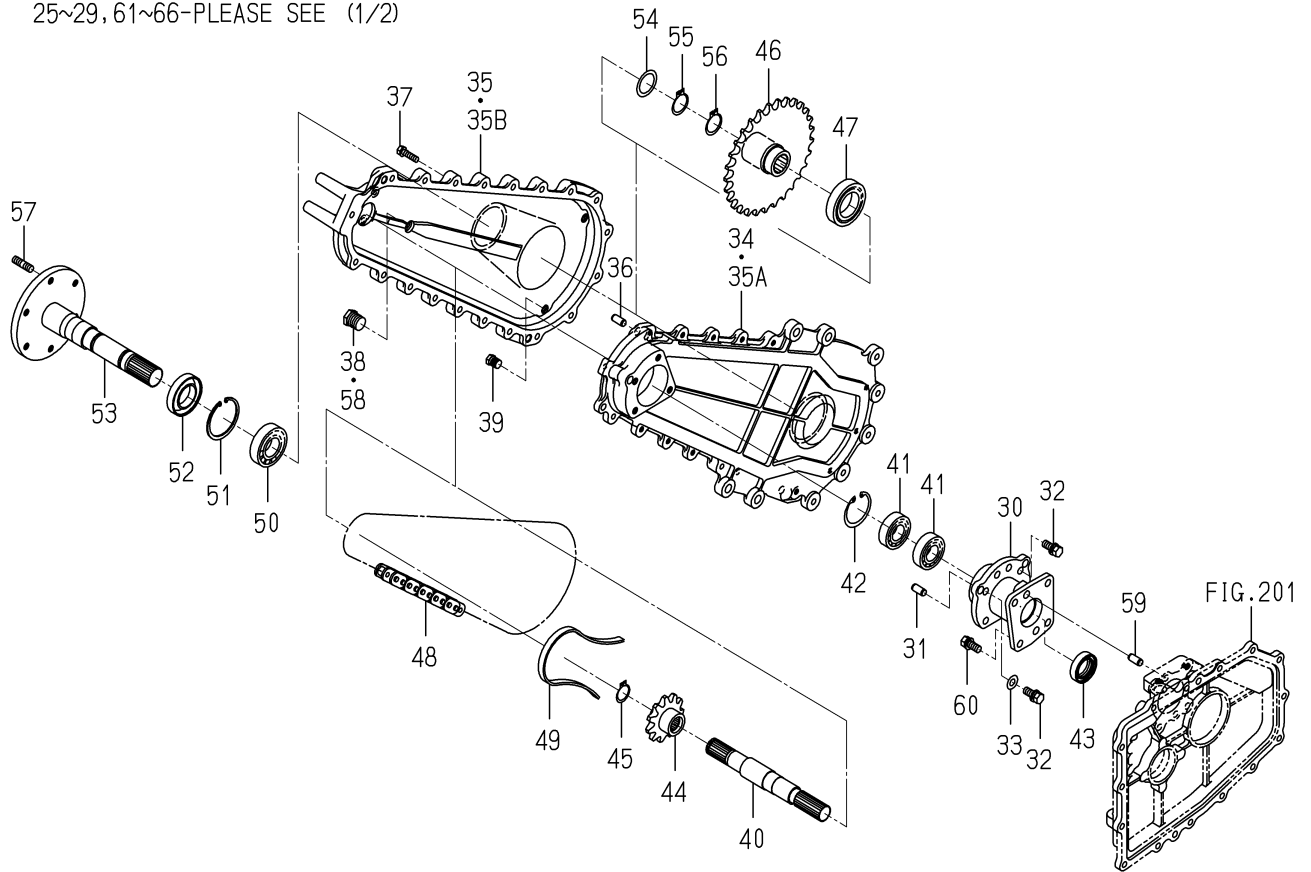


1728-308-0100

KEY	PART CODE	DESCRIPTION	S P C	TYPE OF MODEL		I T C	C O L	G R P	REMARKS
				SXG19H	SXG22H				
1	1728-306-021-00	CASE/SPACER	*	1	1				
2	V523-101-002-20	PIN	*	1	1				
3	V211-561-002-50	BOLT/M10X25	*	4	4				
4	V411-260-010-00	WASHER/M10	*	1	1				
5	-----	BLANK	*						-----
5	1728-306-022-00	CASE/CHAIN/A	*	1	1				
6	-----	BLANK	*						-----
6	1728-306-023-00	CASE/CHAIN/B	*	1	1				
7	V523-101-002-20	PIN	*	2	2				
8	V211-560-803-00	BOLT/M8X30	*	20	20				
9	V782-160-000-8B	PLUG/SCREW/SEAL	*	1	1				
10	V782-160-000-4B	PLUG/SCREW/SEAL	*	2	2				
11	-----	BLANK	*						-----
11A	1728-307-022-00	SHAFT/DIFF	*	1	1				
12	1725-434-063-00	BEARING/BALL	*	2	2				
13	V705-140-052-00	RING,SNAP/52 C	*	1	1				
14	V744-128-451-10	SEAL,OIL/TC284511	*	1	1				
15	1728-307-024-00	SPROCKET/11	*	1	1				
16	V704-140-025-00	RING,SNAP/25 C	*	1	1				
17	1728-307-025-00	SPROCKET/29	*	1	1				
18	1728-307-028-00	BEARING/BALL	*	1	1				
19	1728-307-006-00	ROLLERCHAIN	*	1	1				
20	-----	BLANK	*						-----
20	1728-307-026-10	GUIDE/CHAIN	*	1	1				
21	-----	BLANK	*						-----
21A	1725-434-062-00	BEARING/BALL	*	1	1				
22	-----	BLANK	*						-----
22A	1710-241-053-00	RING/SNAP/R62	*	1	1				
23	-----	BLANK	*						-----
23A	7827-205-010-00	SEAL/OIL	*	1	1				

FIG.301 CASE(CHAIN)SYSTEM(EXCEPT G TYPE)(2/2)

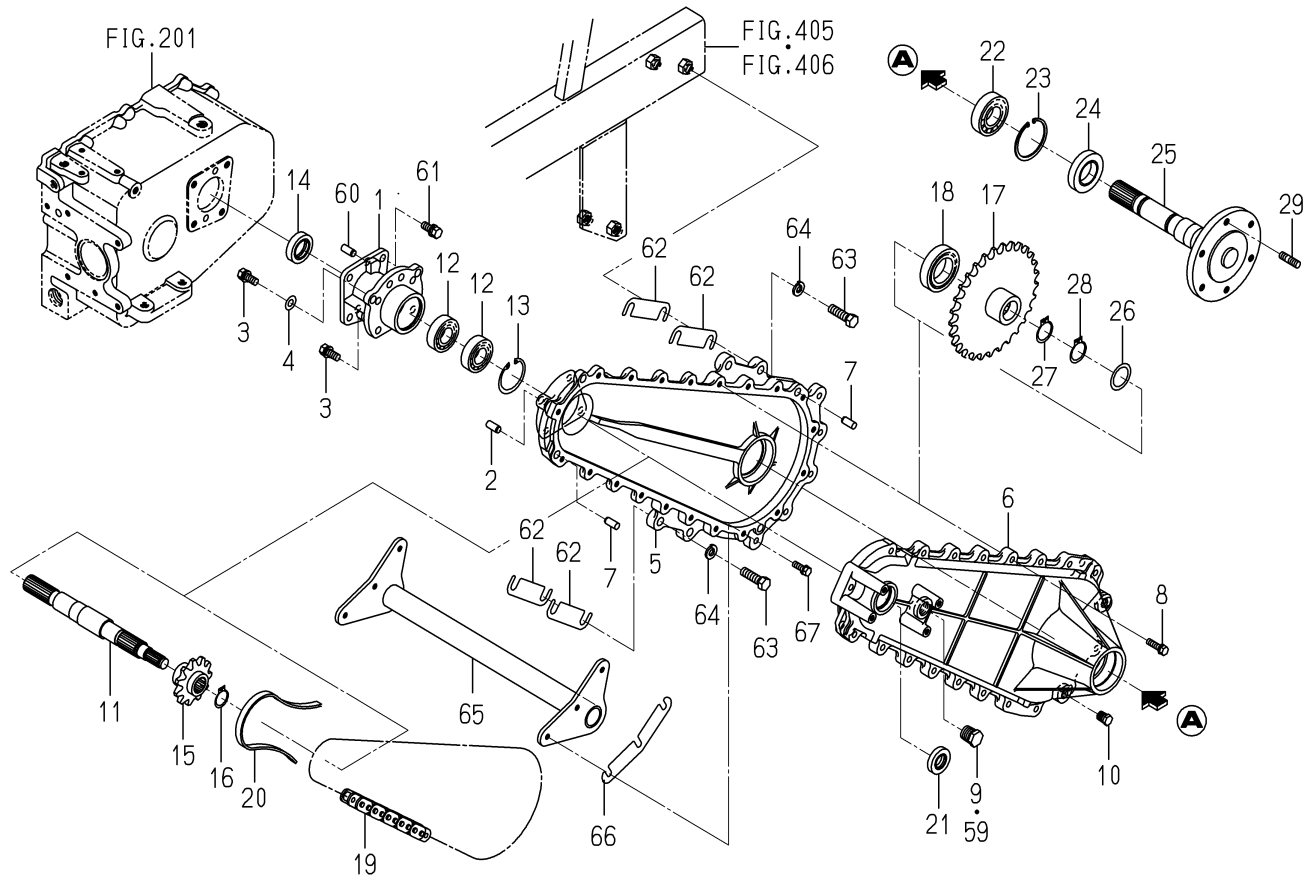
25~29, 61~66-PLEASE SEE (1/2)



1728-308-0100

KEY	PART CODE	DESCRIPTION	S P C	TYPE OF MODEL		I T C	C O L	G R P	REMARKS
				SXG19H	SXG22H				
24	-----	BLANK	*						-----
24A	1728-307-420-00	SHAFT/WHEEL COMP	*	1	1				
25	-----	BLANK	*						-----
25A	1728-307-027-00	WASHER/31X42X01	*	1	1				
26	-----	BLANK	*						-----
26A	V704-140-030-00	RING,SNAP/30 C	*	1	1				
27	V704-140-030-00	RING,SNAP/30 C	*	1	1				
28	-----	BLANK	*						-----
28A	V251-341-002-00	BOLT/M10X20	*	2	2				
29	-----	BLANK	*						-----
30	1728-306-021-00	CASE/SPACER	*	1	1				
31	V523-101-002-20	PIN	*	1	1				
32	V211-561-002-50	BOLT/M10X25	*	4	4				
33	V411-260-010-00	WASHER/M10	*	1	1				
34	-----	BLANK	*						-----
34	1728-306-022-00	CASE/CHAIN/A	*	1	1				
35	-----	BLANK	*						-----
35A	-----	BLANK	*						-----
35B	1728-306-023-00	CASE/CHAIN/B	*	1	1				
36	V523-101-002-20	PIN	*	2	2				
37	V211-560-803-00	BOLT/M8X30	*	20	20				
38	V782-160-000-8B	PLUG/SCREW/SEAL	*	1	1				
39	V782-160-000-4B	PLUG/SCREW/SEAL	*	2	2				
40	1728-307-022-00	SHAFT/DIFF	*	1	1				
41	1725-434-063-00	BEARING/BALL	*	2	2				
42	V705-140-052-00	RING,SNAP/52 C	*	1	1				
43	V744-128-451-10	SEAL,OIL/TC284511	*	1	1				
44	1728-307-024-00	SPROCKET/11	*	1	1				
45	V704-140-025-00	RING,SNAP/25 C	*	1	1				
46	1728-307-025-00	SPROCKET/29	*	1	1				

FIG.302 CASE(CHAIN)SYSTEM(G TYPE)(1/2)

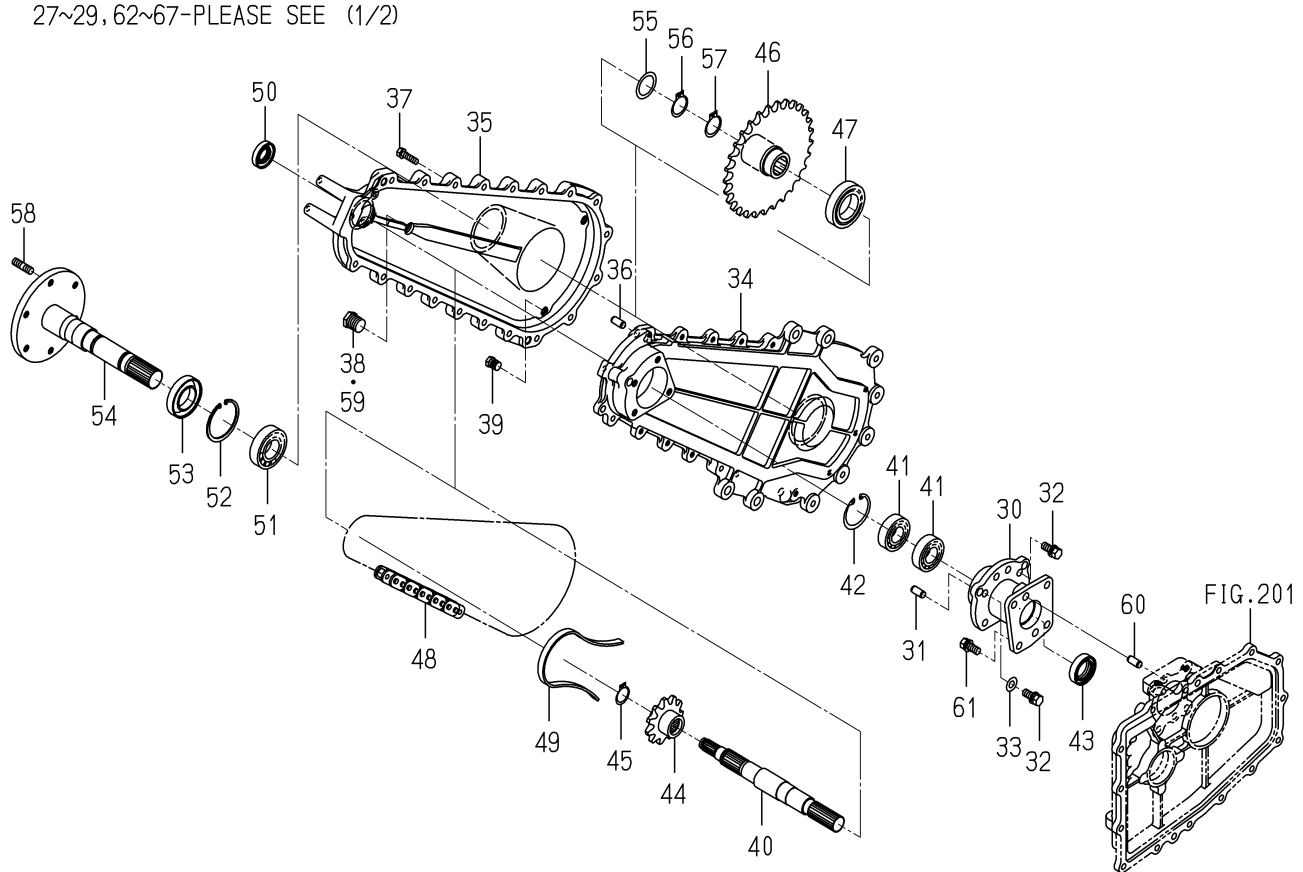


1728-308A-0100

KEY	PART CODE	DESCRIPTION	S P C	TYPE OF MODEL		I T C	C O L	G R P	REMARKS
				SXG19H	SXG22H				
1	1728-306-021-00	CASE/SPACER	*	1	1				
2	V523-101-002-20	PIN	*	1	1				
3	V211-561-002-50	BOLT/M10X25	*	4	4				
4	V411-260-010-00	WASHER/M10	*	1	1				
5	-----	BLANK	*						-----
5	1728-306-022-00	CASE/CHAIN/A	*	1	1				
6	-----	BLANK	*						-----
6	1728-306-071-00	CASE/CHAIN/B/G	*	1	1				
7	V523-101-002-20	PIN	*	2	2				
8	V211-560-803-00	BOLT/M8X30	*	20	20				
9	V782-160-000-8B	PLUG/SCREW/SEAL	*	1	1				
10	V782-160-000-4B	PLUG/SCREW/SEAL	*	2	2				
11	1728-307-071-00	SHAFT/DIFF/G	*	1	1				
12	1725-434-063-00	BEARING/BALL	*	2	2				
13	V705-140-052-00	RING,SNAP/52 C	*	1	1				
14	V744-128-451-10	SEAL,OIL/TC284511	*	1	1				
15	1728-307-024-00	SPROCKET/11	*	1	1				
16	V704-140-025-00	RING,SNAP/25 C	*	1	1				
17	1728-307-025-00	SPROCKET/29	*	1	1				
18	1728-307-028-00	BEARING/BALL	*	1	1				
19	1728-307-006-00	ROLLERCHAIN	*	1	1				
20	-----	BLANK	*						-----
20	1728-307-026-10	GUIDE/CHAIN	*	1	1				
21	V744-120-400-80	SEAL,OIL/TC20408	*	1	1				
22	1725-434-062-00	BEARING/BALL	*	1	1				
23	1710-241-053-00	RING/SNAP/R62	*	1	1				
24	7827-205-010-00	SEAL/OIL	*	1	1				
25	-----	BLANK	*						-----
25	1728-307-420-00	SHAFT/WHEEL COMP	*	1	1				
26	1728-307-027-00	WASHER/31X42X01	*	1	1				

FIG.302 CASE(CHAIN)SYSTEM(G TYPE)(2/2)

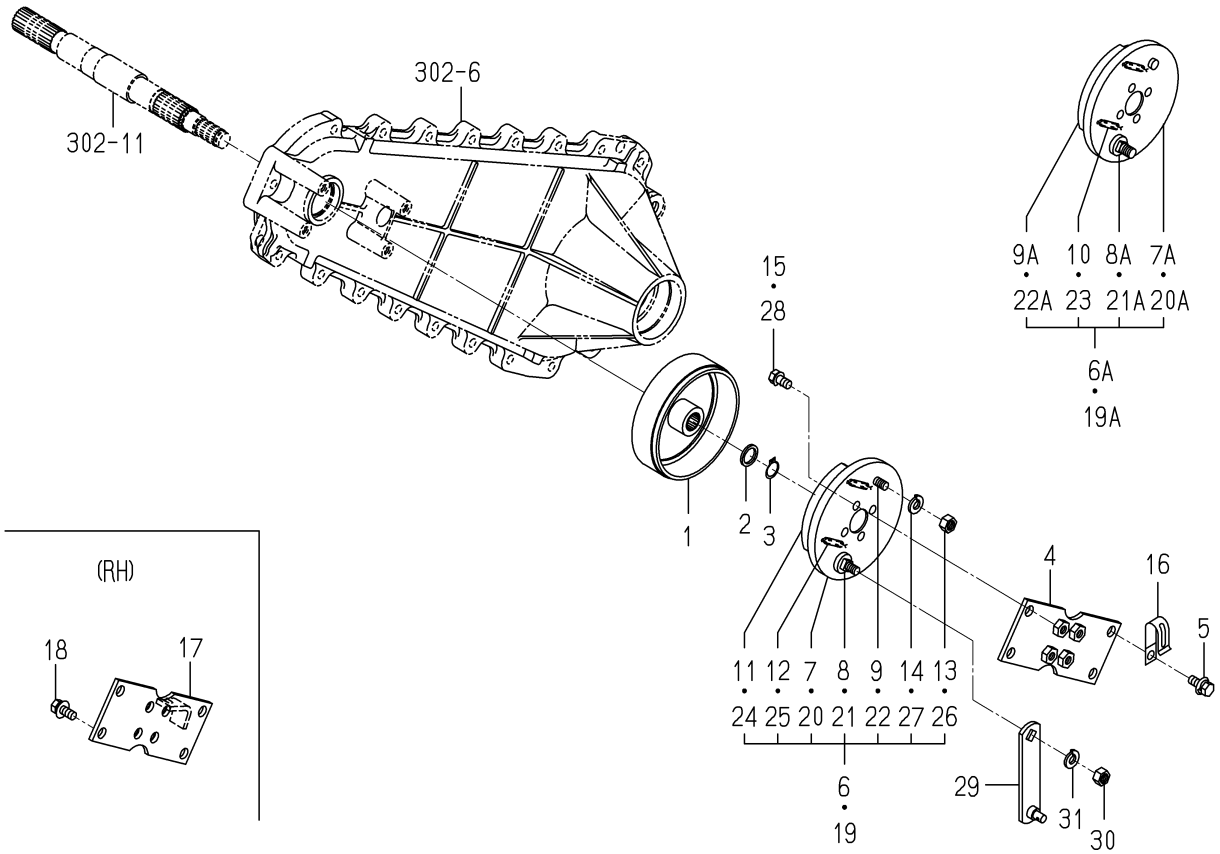
27~29,62~67-PLEASE SEE (1/2)



1728-308A-0100

KEY	PART CODE	DESCRIPTION	S P C	TYPE OF MODEL		I T C	C O L	G R P	REMARKS
				SXG19H	SXG22H				
27	V704-140-030-00	RING,SNAP/30 C	*	1	1				
28	V704-140-030-00	RING,SNAP/30 C	*	1	1				
29	V251-341-002-00	BOLT/M10X20	*	2	2				
30	1728-306-021-00	CASE/SPACER	*	1	1				
31	V523-101-002-20	PIN	*	1	1				
32	V211-561-002-50	BOLT/M10X25	*	4	4				
33	V411-260-010-00	WASHER/M10	*	1	1				
34	-----	BLANK	*						-----
34	1728-306-022-00	CASE/CHAIN/A	*	1	1				
35	-----	BLANK	*						-----
35	1728-306-071-00	CASE/CHAIN/B/G	*	1	1				
36	V523-101-002-20	PIN	*	2	2				
37	V211-560-803-00	BOLT/M8X30	*	20	20				
38	V782-160-000-8B	PLUG/SCREW/SEAL	*	1	1				
39	V782-160-000-4B	PLUG/SCREW/SEAL	*	2	2				
40	1728-307-071-00	SHAFT/DIFF/G	*	1	1				
41	1725-434-063-00	BEARING/BALL	*	2	2				
42	V705-140-052-00	RING,SNAP/52 C	*	1	1				
43	V744-128-451-10	SEAL,OIL/TC284511	*	1	1				
44	1728-307-024-00	SPROCKET/11	*	1	1				
45	V704-140-025-00	RING,SNAP/25 C	*	1	1				
46	1728-307-025-00	SPROCKET/29	*	1	1				
47	1728-307-028-00	BEARING/BALL	*	1	1				
48	1728-307-006-00	ROLLERCHAIN	*	1	1				
49	-----	BLANK	*						-----
49	1728-307-026-10	GUIDE/CHAIN	*	1	1				
50	V744-120-400-80	SEAL,OIL/TC20408	*	1	1				
51	1725-434-062-00	BEARING/BALL	*	1	1				
52	1710-241-053-00	RING/SNAP/R62	*	1	1				
53	7827-205-010-00	SEAL/OIL	*	1	1				

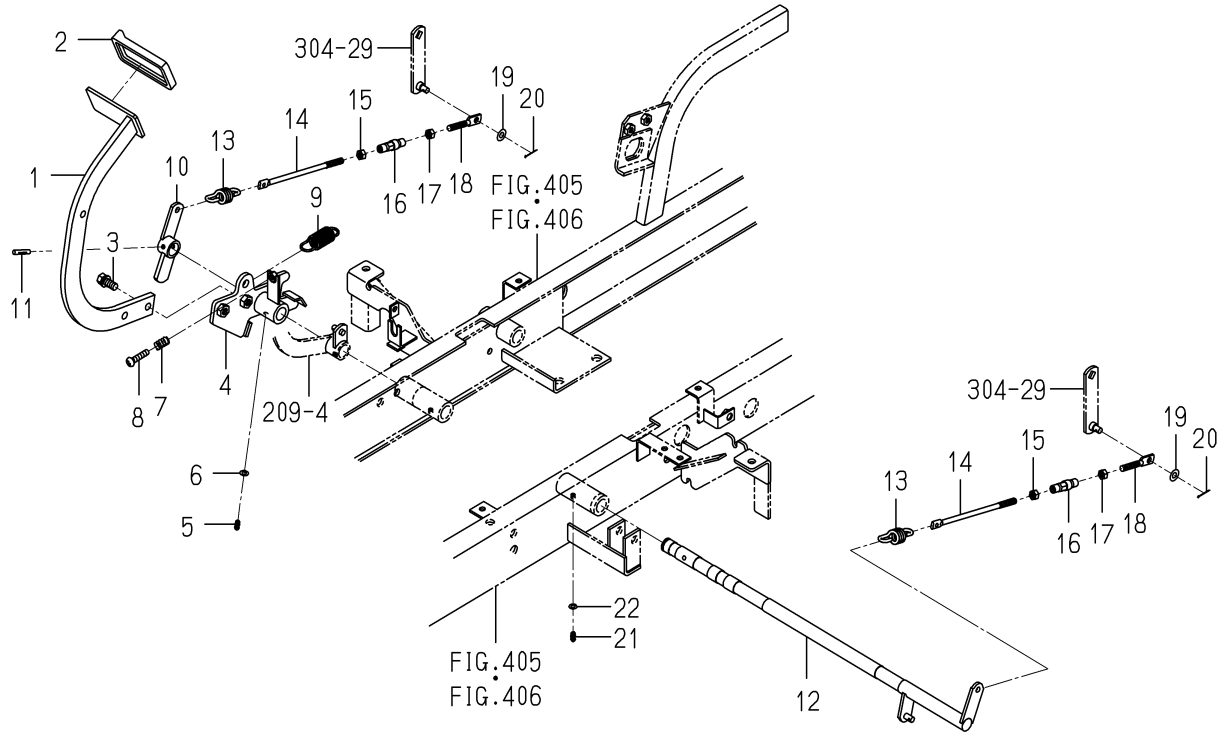
FIG.304 BRAKE SYSTEM(G TYPE)



1728-310A-0100

KEY	PART CODE	DESCRIPTION	S P C	TYPE OF MODEL		I T C	C O L	G R P	REMARKS
				SXG19H	SXG22H				
1	1689-202-004-00	DRUM/BRAKE	*	2	2				
2	1728-310-052-00	WASHER/17X22X03	*	2	2				
3	V704-140-016-00	RING,SNAP/16 C	*	2	2				
4	-----	BLANK	*						-----
4	1728-310-510-10	STAY/BRAKE/LH COMP	*	1	1				
5	-----	BLANK	*						-----
5	V211-360-802-00	BOLT/SP	*	4	4				
6	-----	BLANK	*						-----
6A	1728-310-210-00	BRAKE/110 ASSY	*	1	1				
7	-----	BLANK	*						-----
7A	1728-310-211-00	BACKPLATE	*	1	1				
8	-----	BLANK	*						-----
8A	1728-310-212-00	SHAFT/CAM	*	1	1				
9	-----	BLANK	*						-----
9A	1728-310-213-00	LINING	*	2	2				
10	1728-310-214-00	SPRING/HE036	*	2	2				
11	-----	BLANK	*						-----
12	-----	BLANK	*						-----
13	-----	BLANK	*						-----
14	-----	BLANK	*						-----
15	V211-260-801-60	BOLT,SEMS (S) M8X16	*	4	4				
16	1425-621-004-00	HOLDER/JE/9-9	*	1	1				
17	-----	BLANK	*						-----
17	1728-310-520-10	STAY/BRAKE/RH COMP	*	1	1				
18	-----	BLANK	*						-----
18	V211-360-802-00	BOLT/SP	*	4	4				
19	-----	BLANK	*						-----
19A	1728-310-210-00	BRAKE/110 ASSY	*	1	1				
20	-----	BLANK	*						-----
20A	1728-310-211-00	BACKPLATE	*	1	1				

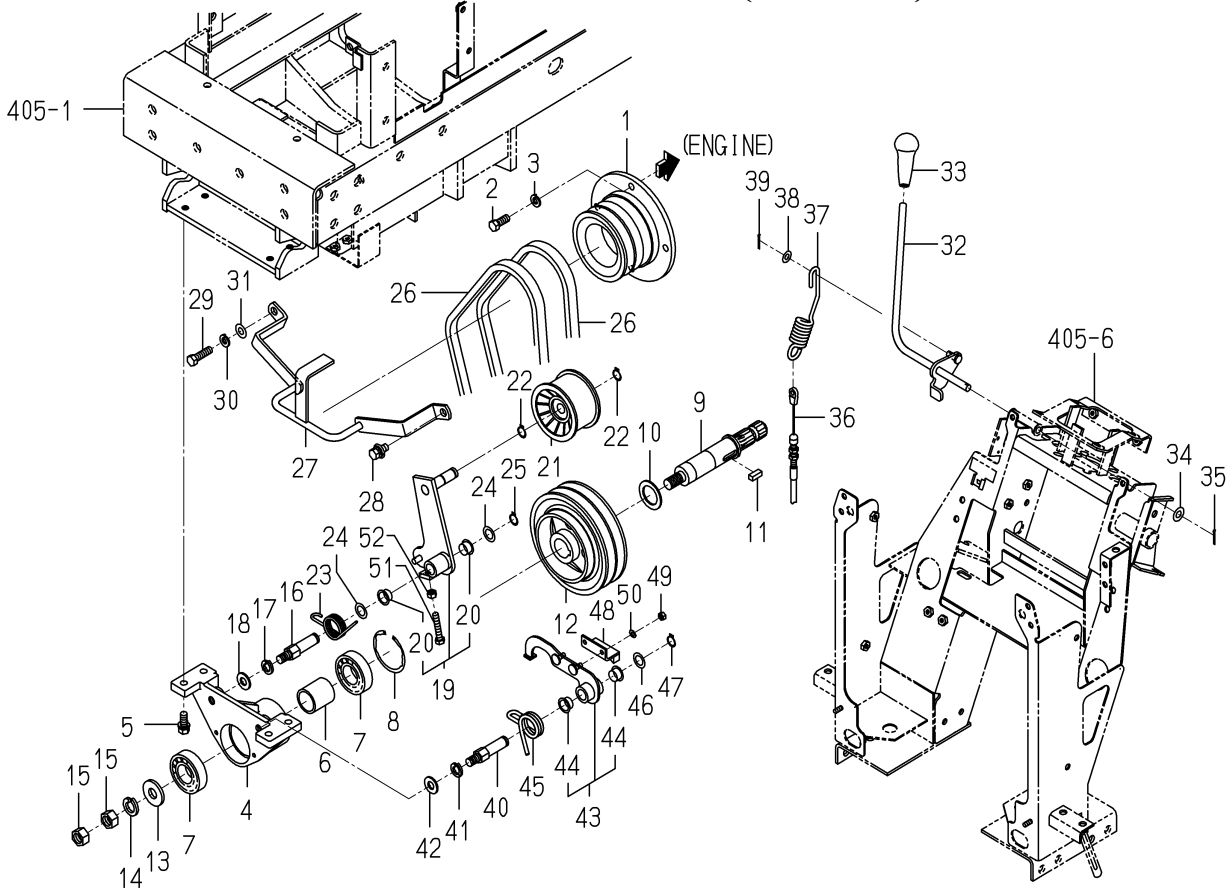
FIG.307 PEDAL(BRAKE)SYSTEM(G TYPE)



1728-312A-0100

KEY	PART CODE	DESCRIPTION	S P C	TYPE OF MODEL		I T C	C O L	G R P	REMARKS
				SXG19H	SXG22H				
1	1705-312-230-00	PEDAL/BRAKE COMP	*	1	1				
2	1636-313-011-10	PAD/BRAKE	*	1	1				
3	V211-261-002-50	BOLT(S) M10X25	*	2	2				
4	-----	BLANK	*						-----
4	1728-312-510-10	ARM/BRAKE/PEDAL COMP	*	1	1				
5	V760-150-000-00	NIPPLE,GREASE	*	1	1				
6	-----	BLANK	*						-----
6	V411-260-006-00	WASHER / M6	*	1	1				
7	7947-603-012-00	SPRING/HC022	*	1	1				
8	V111-168-003-00	SCREW/M8X30	*	1	1				
9	-----	BLANK	*						-----
9	2149-312-015-60	SPRING/HE068	*	1	1				
10	-----	BLANK	*						-----
10	1728-312-520-10	ARN/BRAKE/G COMP	*	1	1				
11	-----	BLANK	*						-----
11	V530-240-602-80	PIN/GROOVE	*	1	1				
12	-----	BLANK	*						-----
12	-----	BLANK	*						-----
12	1728-312-530-30	SHAFT/BRAKE/G COMP	*	1	1				
13	2144-519-009-10	SPRING/HE060	*	2	2				
14	1728-312-051-00	ROD/M08X172	*	2	2				
15	V304-260-008-00	NUT	*	2	2				
16	1444-122-002-00	TURNBUCKLE/M8	*	2	2				
17	1560-132-007-30	NUT/M8	*	2	2				
18	1728-312-002-00	ROD/M08/LHX60	*	2	2				
19	V411-260-008-00	WASHER,PL/M 8	*	2	2				
20	V500-162-002-00	PIN,SPLIT/2 X20	*	2	2				
21	V760-150-000-00	NIPPLE,GREASE	*	1	1				
22	V401-160-006-00	WASHER,SP/M 6	*	1	1				

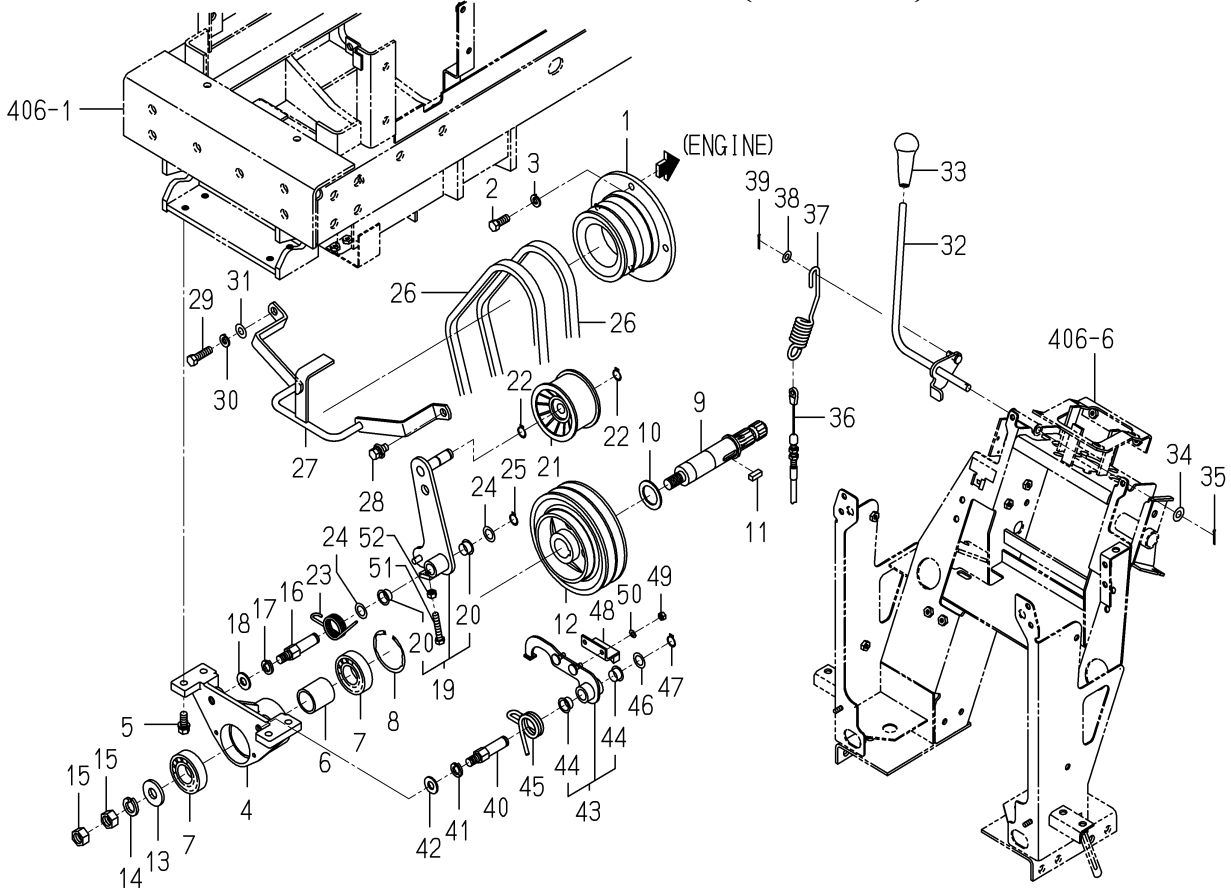
FIG.312 PTO SYSTEM(SXG19H)



1728-334 -0100

KEY	PART CODE	DESCRIPTION	S P C	TYPE OF MODEL		I T C	C O L	G R P	REMARKS
				SXG19H	SXG22H				
1	1728-334-001-00	PULLEY/V2B104	*	1					
2	V203-461-002-50	BOLT/M10X25	*	4					
3	V401-160-010-00	WASHER,SP/M10	*	4					
4	1728-334-002-00	METAL/PTO/FRONT	*	1					
5	V211-561-002-50	BOLT/M10X25	*	4					
6	1728-334-004-00	COLLAR/31X38X41	*	1					
7	V600-150-620-60	BEARING,RB/6206SS	*	2					
8	V707-140-062-00	RING/SNAP	*	1					
9	1728-334-003-00	SHAFT/PTO/MID	*	1					
10	1689-501-001-00	WASHER/30X45X2	*	1					
11	3670-520-001-00	KEY/08X07X20	*	1					
12	1728-334-007-00	PULLEY/V2B155	*	1					
13	3746-111-011-00	WASHER	*	1					
14	V401-160-016-00	WASHER,SP/M16	*	1					
15	V305-260-016-00	NUT/M16	*	2					
16	1728-334-005-00	PIN/TENSION	*	1					
17	V401-160-012-00	WASHER,SP/M12	*	1					
18	V411-260-012-00	WASHER /M12	*	1					
19	1728-334-250-00	ARM/TENSION/19 ASSY	*	1					
20	2502-407-001-10	BUSH/15X17X11	*	2					
21	3648-703-001-00	PULLEY/FT80X47	*	1					
22	V704-140-015-00	RING,SNAP/15 C	*	2					
23	1728-334-006-00	SPRING/HT032	*	1					
24	3517-205-007-00	WASHER	*	2					
25	V704-140-015-00	RING,SNAP/15 C	*	1					
26	-----	BLANK	*						-----
26	1728-334-013-00	BELT/VB039	*	2					
27	1728-334-210-00	BAR/PTO COMP	*	1					
28	V211-361-002-00	BOLT,SEMS	*	1					
29	V203-361-003-50	BOLT	*	1					

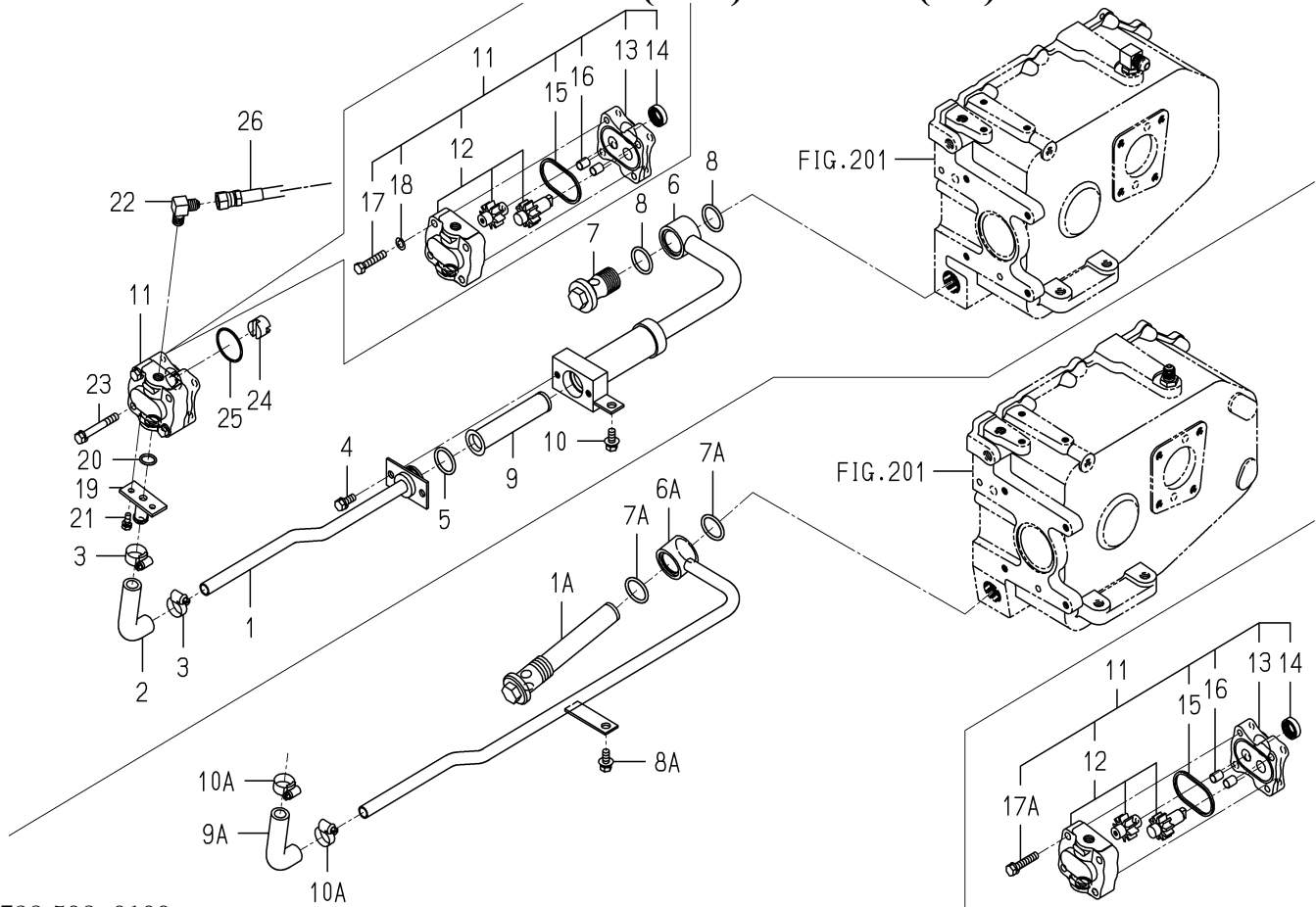
FIG.313 PTO SYSTEM(SXG22H)



1728-334A-0100

KEY	PART CODE	DESCRIPTION	S P C	TYPE OF MODEL		I T C	C O L	G R P	REMARKS
				SXG19H	SXG22H				
1	1728-334-001-00	PULLEY/V2B104	*		1				
2	V203-461-002-50	BOLT/M10X25	*		4				
3	V401-160-010-00	WASHER,SP/M10	*		4				
4	1728-334-002-00	METAL/PTO/FRONT	*		1				
5	V211-561-002-50	BOLT/M10X25	*		4				
6	1728-334-004-00	COLLAR/31X38X41	*		1				
7	V600-150-620-60	BEARING,RB/6206SS	*		2				
8	V707-140-062-00	RING/SNAP	*		1				
9	1728-334-003-00	SHAFT/PTO/MID	*		1				
10	1689-501-001-00	WASHER/30X45X2	*		1				
11	3670-520-001-00	KEY/08X07X20	*		1				
12	1728-334-007-00	PULLEY/V2B155	*		1				
13	3746-111-011-00	WASHER	*		1				
14	V401-160-016-00	WASHER,SP/M16	*		1				
15	V305-260-016-00	NUT/M16	*		2				
16	1728-334-005-00	PIN/TENSION	*		1				
17	V401-160-012-00	WASHER,SP/M12	*		1				
18	V411-260-012-00	WASHER /M12	*		1				
19	1728-334-520-00	ARM/TENSION ASSY	*		1				
20	2502-407-001-10	BUSH/15X17X11	*		2				
21	3648-703-001-00	PULLEY/FT80X47	*		1				
22	V704-140-015-00	RING,SNAP/15 C	*		2				
23	1728-334-006-00	SPRING/HT032	*		1				
24	3517-205-007-00	WASHER	*		2				
25	V704-140-015-00	RING,SNAP/15 C	*		1				
26	-----	BLANK	*						-----
26	3695-303-003-00	BELT/VB041	*		2				
27	1728-334-210-00	BAR/PTO COMP	*		1				
28	V211-361-002-00	BOLT,SEMS	*		1				
29	V203-361-003-50	BOLT	*		1				

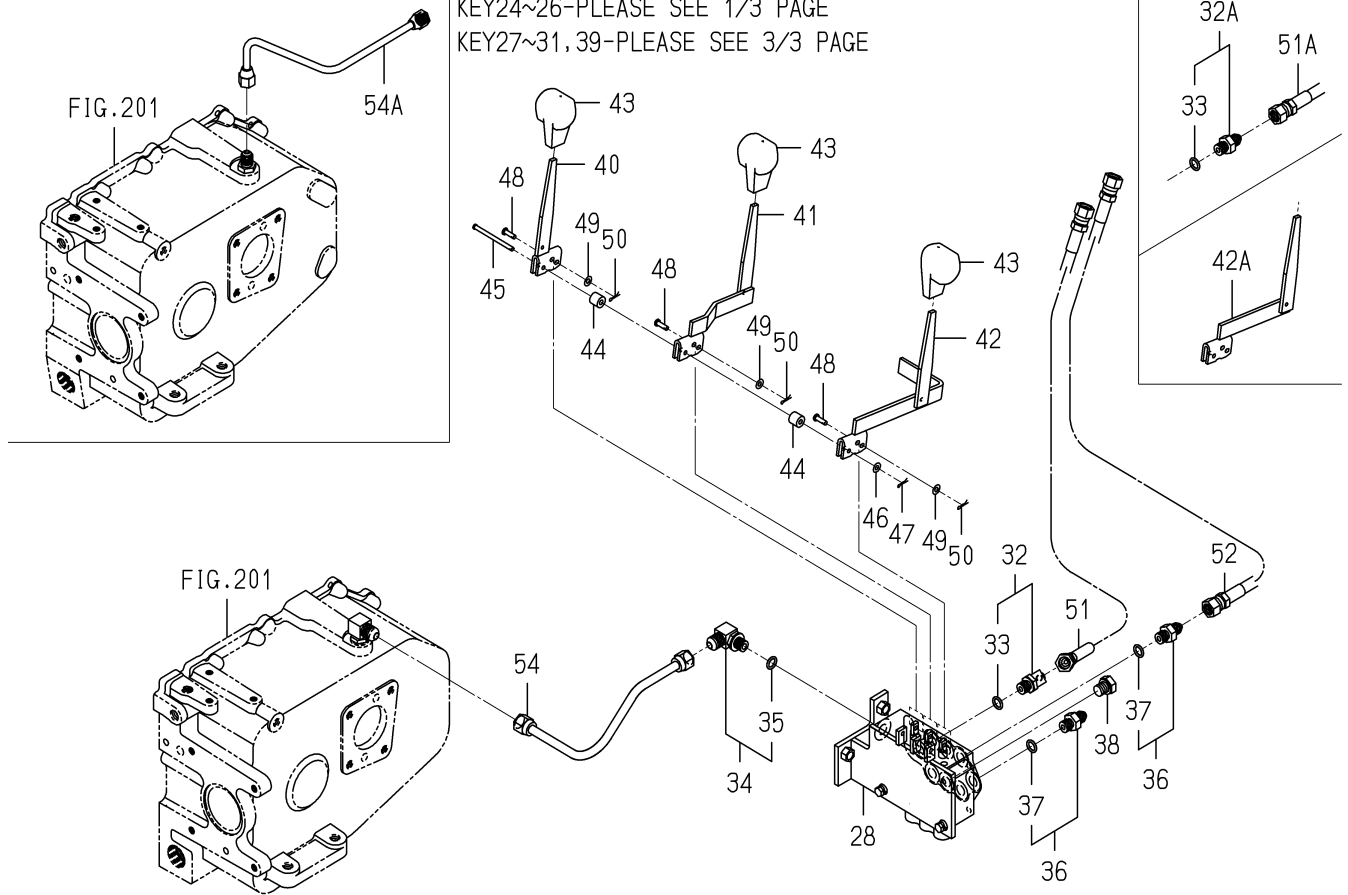
FIG.502 PIPING(OIL)SYSTEM(1/3)



1728-508 -0100

KEY	PART CODE	DESCRIPTION	S P C	TYPE OF MODEL		I T C	C O L	G R P	REMARKS
				SXG19H	SXG22H				
1	-----	BLANK	*						-----
1A	1738-508-210-00	FILTER/SUCTION COMP	*	1	1				
2	-----	BLANK	*						-----
3	-----	BLANK	*						-----
4	-----	BLANK	*						-----
5	-----	BLANK	*						-----
6	-----	BLANK	*						-----
6A	1728-508-470-00	PIPE/SUCTION COMP	*	1	1				
7	-----	BLANK	*						-----
7A	V720-103-502-80	O-RING/P28	*	2	2				
8	-----	BLANK	*						-----
8A	V211-360-802-00	BOLT/SP	*	1	1				
9	-----	BLANK	*						-----
9A	1703-509-001-00	HOSE/14X22X82	*	1	1				
10	-----	BLANK	*						-----
10A	J061-114-024-00	CLAMP/WORM/14-24	*	2	2				
11	K130-018-000-00	PUMP/GEAR ASSY	*	1	1				
12	K130-010-100-00	PUMP/GEAR SET	*	1	1				
13	K130-003-003-00	COVER/GPF1	*	1	1				
14	V744-115-250-70	SEAL,OIL/TC15257	*	1	1				
15	V723-102-005-60	O-RING	*	1	1				
16	K130-003-004-00	KNOK	*	2	2				
17	-----	BLANK	*						-----
17A	V211-260-804-00	BOLT,SEMS	*	2	2				
18	-----	BLANK	*						-----
19	2144-409-210-10	SUCTION/OUT COMP	*	1	1				
20	V720-102-401-60	O-RING/P16	*	1	1				
21	V210-260-601-60	BOLT/S	*	2	2				
22	1728-408-001-00	ADAPTER/L/G1/4XR1/4	*	1	1				
23	V211-260-806-00	BOLT,SEMS (S)	*	2	2				

FIG.502 PIPING(OIL)SYSTEM(2/3)

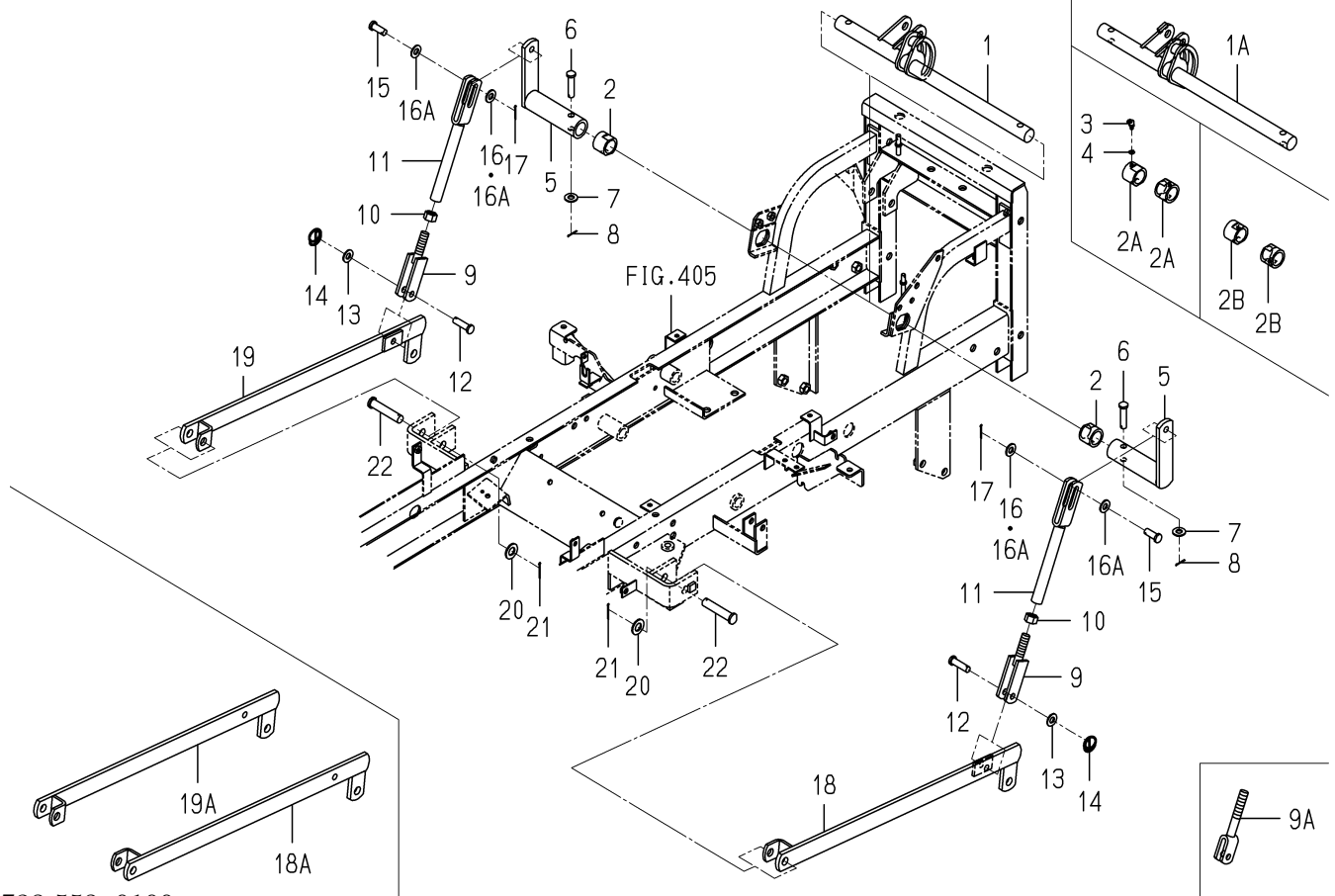


KEY24~26-PLEASE SEE 1/3 PAGE
KEY27~31,39-PLEASE SEE 3/3 PAGE

1728-508-0100

KEY	PART CODE	DESCRIPTION	S P C	TYPE OF MODEL		I T C	C O L	G R P	REMARKS
				SXG19H	SXG22H				
24	3640-350-006-10	CONNECTOR	*	1	1				
25	V723-102-004-00	O-RING	*	1	1				
26	1728-508-310-00	HOSE/HYDRO/950 ASSY	*	1	1				
27	1728-508-270-00	VALVE/1S-2D ASSY	*	1	1				
28	1728-508-210-00	BRACKET/VALVE COMP	*	1	1				
29	V210-360-603-50	BOLT/SP	*	2	2				
30	V210-360-602-00	BOLT/SP	*	1	1				
31	V301-260-006-00	NUT/M6	*	1	1				
32	-----	BLANK	*						-----
32A	1725-509-260-00	ADAPTER/G1/4 ASSY	*	1	1				
33	-----	BLANK	*						-----
33	V720-112-401-10	RING/O	*	1	1				
34	-----	BLANK	*						-----
34	3817-374-340-00	ADAPTER ASSY	*	1	1				
35	-----	BLANK	*						-----
36	1725-509-260-00	ADAPTER/G1/4 ASSY	*	2	2				
37	V720-112-401-10	RING/O	*	2	2				
38	P118-702-033-00	PLUG	*	4	4				
39	V211-261-002-50	BOLT(S) M10X25	*	2	2				
40	1636-505-220-00	LEVER/125 COMP	*	1	1				
41	1728-508-240-00	LEVER/VALVE/MID COMP	*	1	1				
42	-----	BLANK	*						-----
42A	1728-508-260-10	LEVER/VALVE/SID COMP	*	1	1				
43	1614-262-003-00	GRIP/SUB	*	3	3				
44	1728-508-002-00	TUBE/15	*	2	2				
45	-----	BLANK	*						-----
45	1728-508-001-10	PIN/05X63	*	1	1				
46	V411-260-005-00	WASHER	*	1	1				
47	V560-160-005-00	PIN/SNAP	*	1	1				
48	1739-530-004-00	PIN/05X17	*	3	3				

FIG.503 LINK(MOWER)SYSTEM(SXG19H)(1/2)

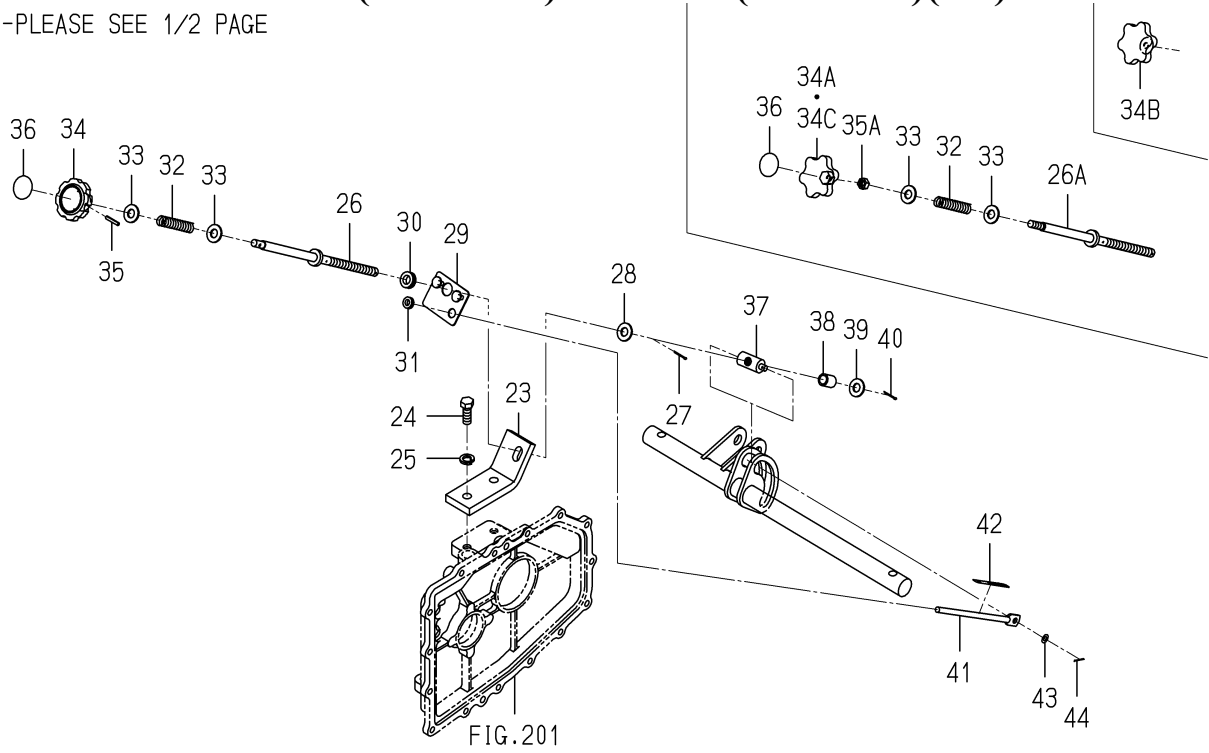


1728-553-0100

KEY	PART CODE	DESCRIPTION	S P C	TYPE OF MODEL		I T C	C O L	G R P	REMARKS
				SXG19H	SXG22H				
1	-----	BLANK	*						-----
1A	1728-553-210-10	SHAFT/LIFT COMP	*	1					
2	-----	BLANK	*						-----
2A	-----	BLANK	*						-----
2B	1728-553-012-10	HUB/28X38X30	*	2					
3	-----	BLANK	*						-----
3	V760-150-000-00	NIPPLE,GREASE	*	2					
4	V401-160-006-00	WASHER,SP/M 6	*	2					
5	1728-553-240-00	ARM/LIFT COMP	*	2					
6	-----	BLANK	*						-----
6	7963-611-003-00	PIN/12X48	*	2					
7	V411-260-012-00	WASHER /M12	*	2					
8	V500-163-002-00	PIN,SPLIT/3 X20	*	2					
9	-----	BLANK	*						-----
9	-----	BLANK	*						-----
9A	1728-553-250-20	LINK/LOWER COMP	*	2					
10	V334-260-016-00	NUT	*	2					
11	-----	BLANK	*						-----
11	1728-553-260-10	LINK/UPPER/19 COMP	*	2					
12	-----	BLANK	*						-----
12	-----	BLANK	*						-----
12	1728-553-007-10	PIN/12X33	*	2					
13	-----	BLANK	*						-----
14	1427-317-003-00	CLIP,PIN	*	2					
15	-----	BLANK	*						-----
15	1728-553-007-10	PIN/12X33	*	2					
16	-----	BLANK	*						-----
16A	V411-260-012-00	WASHER /M12	*	4					
17	V500-163-002-00	PIN,SPLIT/3 X20	*	2					
18	-----	BLANK	*						-----

FIG.503 LINK(MOWER)SYSTEM(SXG19H)(2/2)

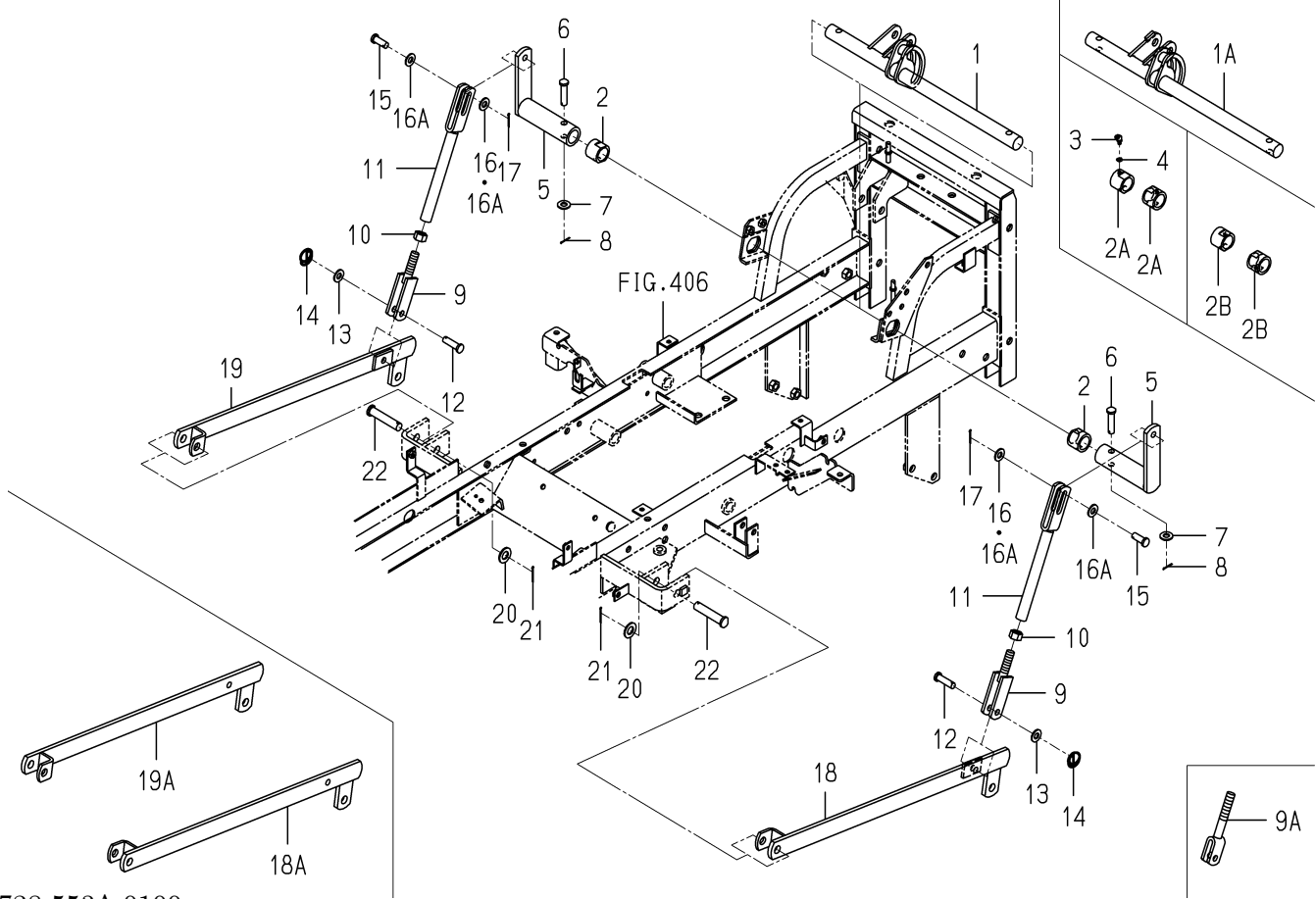
KEY18A~22-PLEASE SEE 1/2 PAGE



1728-553-0100

KEY	PART CODE	DESCRIPTION	S P C	TYPE OF MODEL		I T C	C O L	G R P	REMARKS
				SXG19H	SXG22H				
18A	1728-553-280-20	ARM/MID/LH/19 COMP	*	1					
19	-----	BLANK	*						-----
19A	1728-553-290-20	ARM/MID/RH/19 COMP	*	1					
20	V411-260-016-00	WASHER / M16	*	2					
21	V500-163-003-00	PIN,SPLIT/3X30	*	2					
22	1728-553-011-00	PIN/16X78	*	2					
23	1728-553-001-00	STAY/ADJUST	*	1					
24	V201-361-203-00	BOLT/M12X30	*	2					
25	V401-160-012-00	WASHER,SP/M12	*	2					
26	-----	BLANK	*						-----
26A	1728-553-230-10	SHAFT/ADJUST COMP	*	1					
27	V500-162-502-50	PIN,SPLIT/2.5X25	*	1					
28	V411-260-012-00	WASHER /M12	*	1					
29	1728-553-270-00	PLATE/I/53X70 COMP	*	1					
30	2139-505-002-00	GROMMET	*	1					
31	4335-512-004-00	GROMMET/9	*	1					
32	3656-480-002-00	SPRING/HCO84	*	1					
33	V411-260-012-00	WASHER /M12	*	2					
34	-----	BLANK	*						-----
34A	-----	BLANK	*						-----
34B	-----	BLANK	*						-----
34C	1725-553-007-10	KNOB/ADJUST	*	1					
35	-----	BLANK	*						-----
35A	V304-260-010-00	NUT	*	1					
36	8657-901-001-00	LABEL/ADJUST	*	1					
37	1728-553-008-00	NUT/ADJUST	*	1					
38	3659-352-007-00	COLLAR/13X17X22	*	1					
39	V411-260-012-00	WASHER /M12	*	1					
40	V500-162-502-50	PIN,SPLIT/2.5X25	*	1					
41	1728-553-009-00	ROD/08X195	*	1					

FIG.504 LINK(MOWER)SYSTEM(SXG22H)(1/2)



1728-553A-0100

KEY	PART CODE	DESCRIPTION	S P C	TYPE OF MODEL		I T C	C O L	G R P	REMARKS
				SXG19H	SXG22H				
1	-----	BLANK	*						-----
1A	1728-553-210-10	SHAFT/LIFT COMP	*		1				
2	-----	BLANK	*						-----
2A	-----	BLANK	*						-----
2B	1728-553-012-10	HUB/28X38X30	*		2				
3	-----	BLANK	*						-----
3	V760-150-000-00	NIPPLE,GREASE	*		2				
4	V401-160-006-00	WASHER,SP/M 6	*		2				
5	1728-553-240-00	ARM/LIFT COMP	*		2				
6	-----	BLANK	*						-----
6	7963-611-003-00	PIN/12X48	*		2				
7	V411-260-012-00	WASHER /M12	*		2				
8	V500-163-002-00	PIN,SPLIT/3 X20	*		2				
9	-----	BLANK	*						-----
9	-----	BLANK	*						-----
9A	1728-553-250-20	LINK/LOWER COMP	*		2				
10	V334-260-016-00	NUT	*		2				
11	-----	BLANK	*						-----
11	1728-553-510-10	LINK/UPPER/22 COMP	*		2				
12	-----	BLANK	*						-----
12	-----	BLANK	*						-----
12	1728-553-007-10	PIN/12X33	*		2				
13	-----	BLANK	*						-----
14	1427-317-003-00	CLIP,PIN	*		2				
15	-----	BLANK	*						-----
15	1728-553-007-10	PIN/12X33	*		2				
16	-----	BLANK	*						-----
16A	V411-260-012-00	WASHER /M12	*		4				
17	V500-163-002-00	PIN,SPLIT/3 X20	*		2				
18	-----	BLANK	*						-----

FIG.504 LINK(MOWER)SYSTEM(SXG22H)(2/2)

KEY18A~22-PLEASE SEE 1/2 PAGE

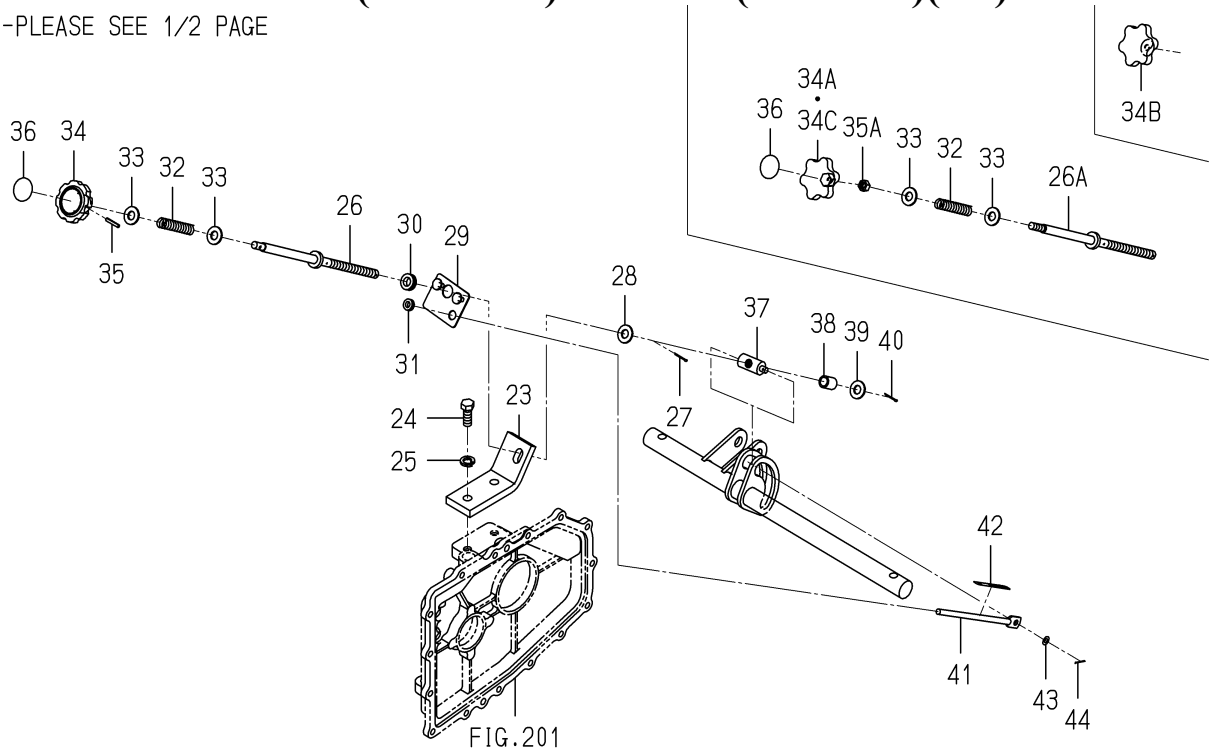
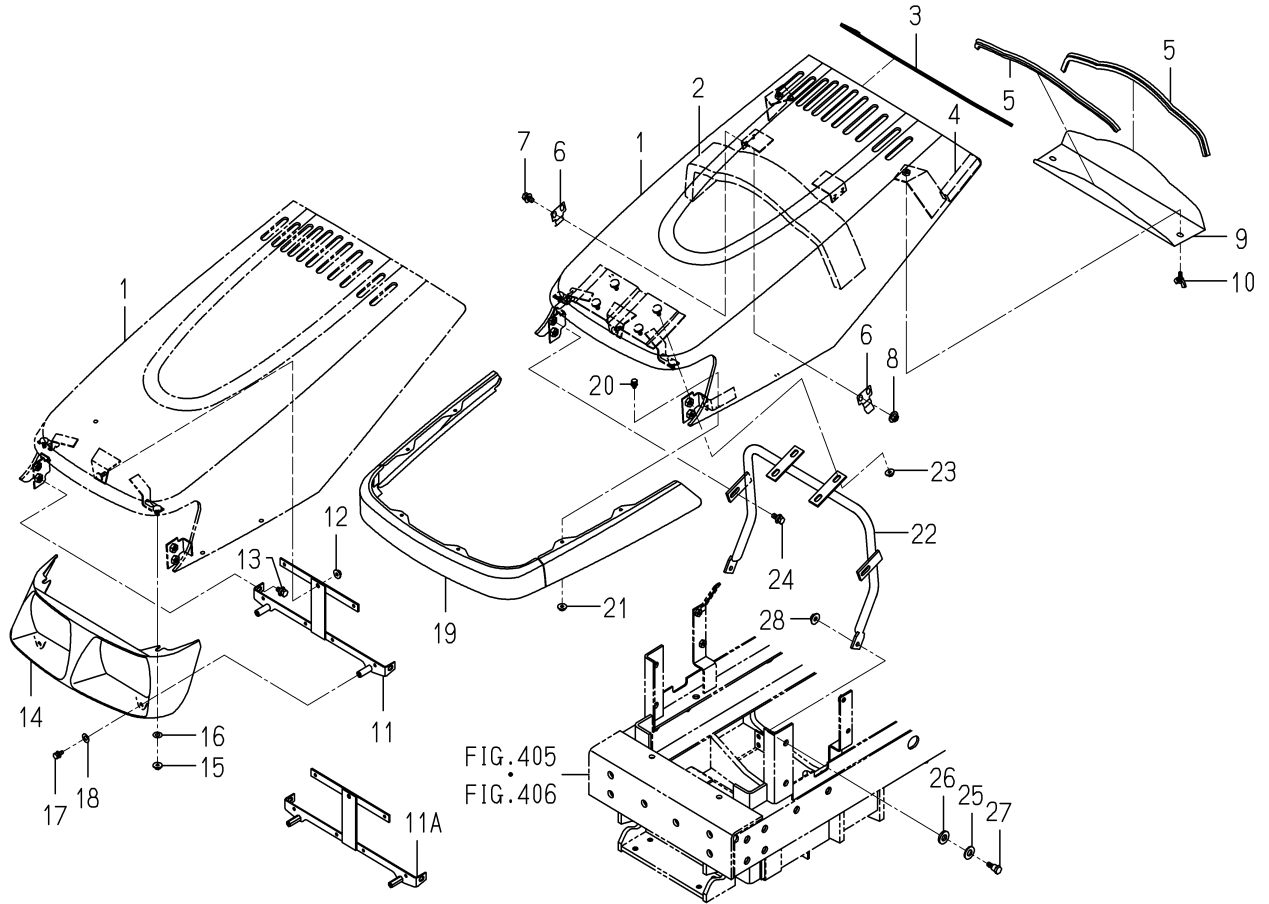


FIG.201

1728-553A-0100

KEY	PART CODE	DESCRIPTION	S P C	TYPE OF MODEL		I T C	C O L	G R P	REMARKS
				SXG19H	SXG22H				
18A	1728-553-520-20	ARM/MID/LH/22 COMP	*		1				
19	-----	BLANK	*						-----
19A	1728-553-530-20	ARM/MID/RH/22 COMP	*		1				
20	V411-260-016-00	WASHER / M16	*		2				
21	V500-163-003-00	PIN,SPLIT/3X30	*		2				
22	1728-553-011-00	PIN/16X78	*		2				
23	1728-553-001-00	STAY/ADJUST	*		1				
24	V201-361-203-00	BOLT/M12X30	*		2				
25	V401-160-012-00	WASHER,SP/M12	*		2				
26	-----	BLANK	*						-----
26A	1728-553-230-10	SHAFT/ADJUST COMP	*		1				
27	V500-162-502-50	PIN,SPLIT/2.5X25	*		1				
28	V411-260-012-00	WASHER /M12	*		1				
29	1728-553-270-00	PLATE/I/53X70 COMP	*		1				
30	2139-505-002-00	GROMMET	*		1				
31	4335-512-004-00	GROMMET/9	*		1				
32	3656-480-002-00	SPRING/HC084	*		1				
33	V411-260-012-00	WASHER /M12	*		2				
34	-----	BLANK	*						-----
34A	-----	BLANK	*						-----
34B	-----	BLANK	*						-----
34C	1725-553-007-10	KNOB/ADJUST	*		1				
35	-----	BLANK	*						-----
35A	V304-260-010-00	NUT	*		1				
36	8657-901-001-00	LABEL/ADJUST	*		1				
37	1728-553-008-00	NUT/ADJUST	*		1				
38	3659-352-007-00	COLLAR/13X17X22	*		1				
39	V411-260-012-00	WASHER /M12	*		1				
40	V500-162-502-50	PIN,SPLIT/2.5X25	*		1				
41	1728-553-009-00	ROD/08X195	*		1				

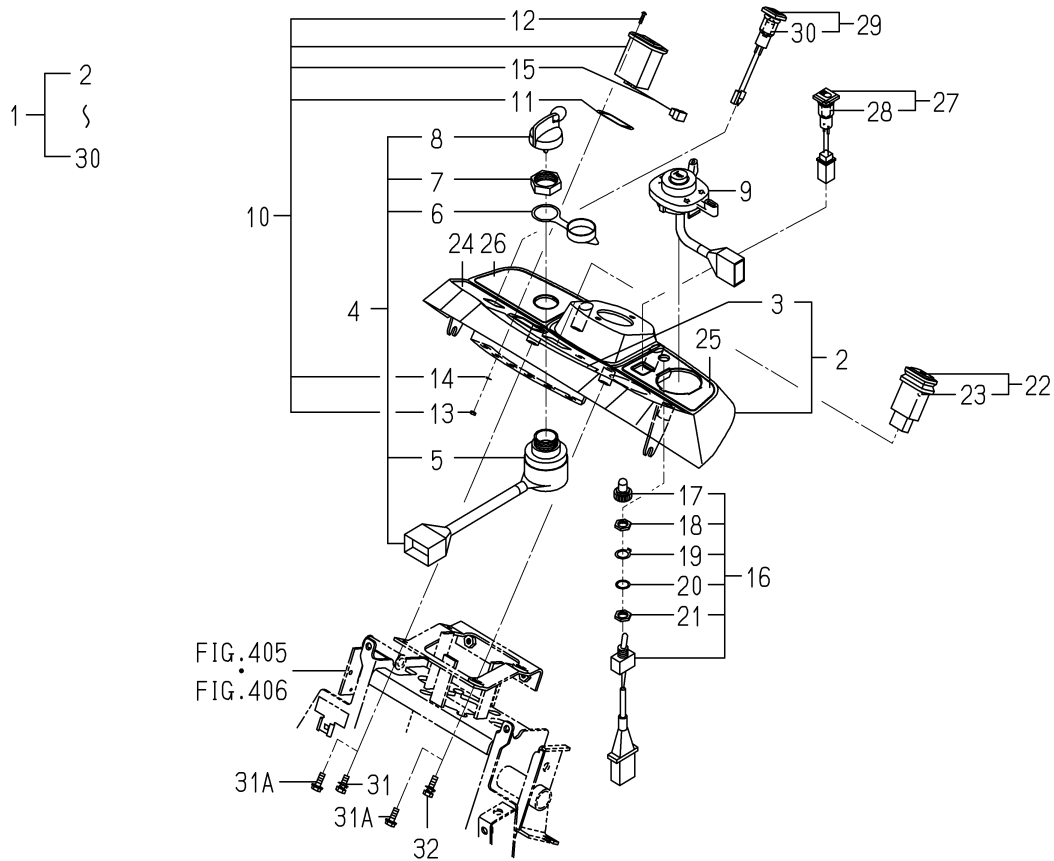
FIG.601 HOOD SYSTEM



1728-601A-0100

KEY	PART CODE	DESCRIPTION	S P C	TYPE OF MODEL		I T C	C O L	G R P	REMARKS
				SXG19H	SXG22H				
1	1739-601-220-00	HOOD COMP	*	1	1		4L		
2	1725-601-003-00	SEAL/70X20X680	*	1	1				
3	1705-601-018-00	INSULATOR	*	1	1				
4	1705-601-021-00	SEAL/20X20X100	*	2	2				
5	1593-601-072-00	TRIM/1X6X360	*	2	2				
6	1703-601-009-10	SPRING	*	4	4				
7	-----	BLANK	*						-----
7	V211-360-802-00	BOLT/SP	*	4	4				
8	V362-260-008-00	NUT/WASHER	*	4	4				
9	1705-601-007-00	NET/HOOD	*	1	1				
10	V273-360-601-50	BOLT/M6X15	*	2	2				
11	-----	BLANK	*						-----
11A	1739-602-210-10	BRACKET/LAMP COMP	*	1	1				
12	V361-260-006-00	NUT	*	1	1				
13	V211-360-801-60	BOLT,SEMS (SP)	*	2	2				
14	1739-602-004-00	HOOD/LAMP	*	1	1				
15	V361-260-006-00	NUT	*	2	2				
16	V411-260-008-00	WASHER,PL/M 8	*	2	2				
17	V210-360-601-60	BOLT(SP)/M6X16	*	2	2				
18	V411-260-008-00	WASHER,PL/M 8	*	2	2				
19	1705-601-230-01	SPACER COMP	*	1	1		4L		
20	V210-360-601-20	BOLT,SEMS	*	6	6				
21	V360-260-006-00	NUT/M6	*	6	6				
22	1725-601-210-00	ARM/HOOD COMP	*	1	1				
23	V363-260-008-00	NUT/WASHER	*	4	4				
24	V211-360-802-00	BOLT/SP	*	2	2				
25	V411-260-012-00	WASHER /M12	*	2	2				
26	1689-621-007-00	WASHER/12X26X04	*	2	2				
27	-----	BLANK	*						-----
27	1689-621-008-10	BOLT	*	2	2				

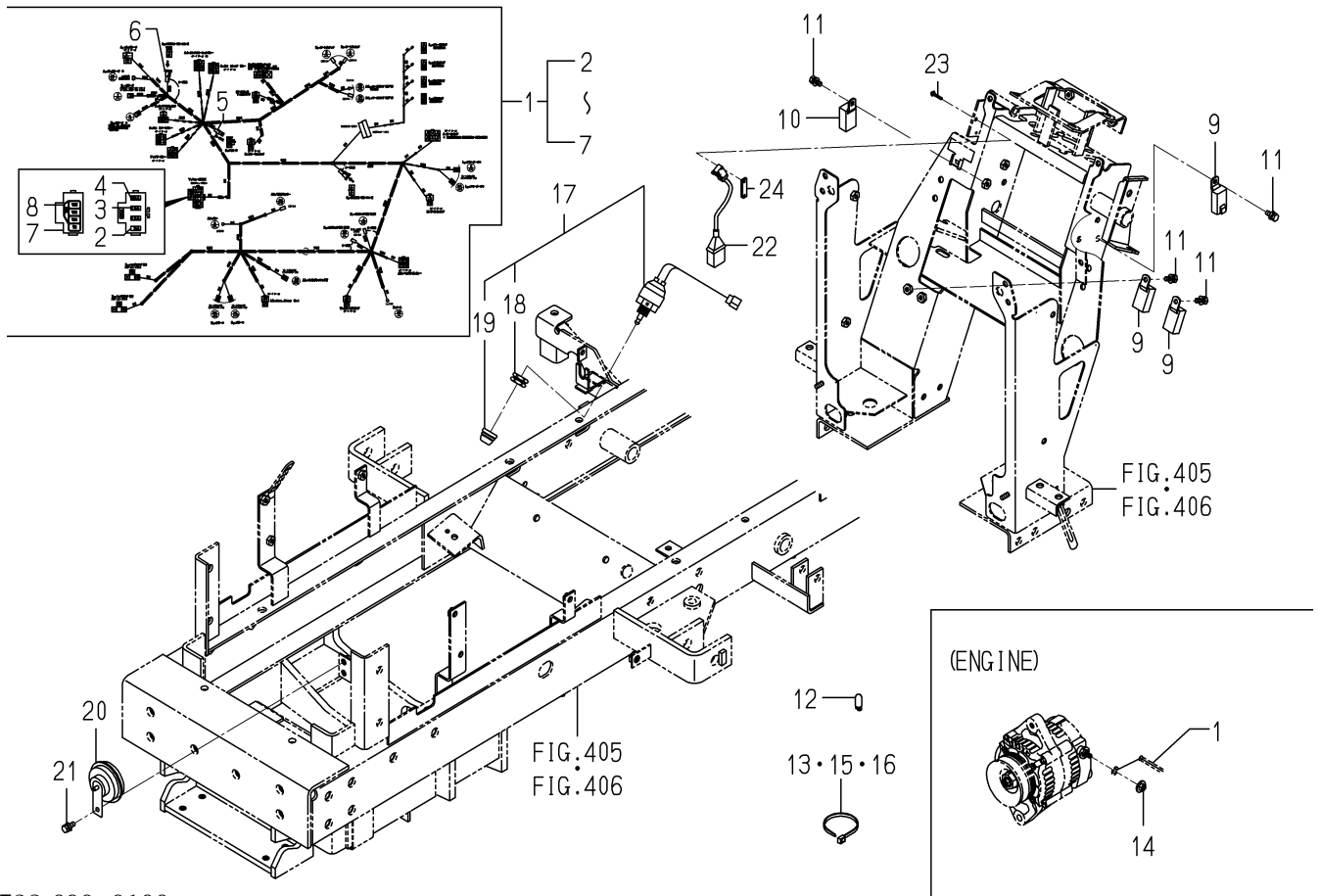
FIG.610 PANEL SYSTEM(G TYPE)



1728-670A-0100

KEY	PART CODE	DESCRIPTION	S P C	TYPE OF MODEL		I T C	C O L	G R P	REMARKS
				SXG19H	SXG22H				
1	-----	BLANK	*						-----
1	-----	BLANK	*						-----
1	-----	BLANK	*						-----
1	1728-670-500-40	PANEL/SWITCH/HM ASSY	*	1	1				
2	1728-670-510-00	PANEL/SWITCH/HM COMP	*	1	1				
3	1728-670-512-00	PANEL/MONITOR	*	1	1				
4	1593-621-250-10	SWITCH(STARTER) ASSY	*	1	1				
5	1593-621-252-00	COVER	*	1	1				
6	1444-621-311-00	CAP	*	1	1				
7	1444-621-312-00	NUT,RING/M28X1.0	*	1	1				
8	3614-261-002-00	KEY ASSY	*	1	1				
9	-----	BLANK	*						-----
9	-----	BLANK	*						-----
9	1739-670-220-20	SWITCH/COMBINATION/E	*	1	1				
10	1703-670-230-00	METER/HOUR ASSY	*	1	1				
11	P117-303-522-00	PACKING	*	1	1				
12	P117-303-523-00	SCREW	*	2	2				
13	P117-303-524-00	NUT	*	2	2				
14	P117-303-525-00	WASHER	*	2	2				
15	P117-303-526-00	HARNESS	*	1	1				
16	1593-622-270-00	SWITCH,HEAD LAMP	*	1	1				
17	3631-270-003-00	COVER/SWITCH	*	1	1				
18	1593-622-272-00	NUT/A/M12	*	1	1				
19	1593-622-273-00	WASHER/13X18X01	*	1	1				
20	1593-622-274-00	WASHER	*	1	1				
21	1593-622-275-00	NUT/B/M12	*	1	1				
22	1740-680-550-00	SWITCH/HAZARD ASSY	*	1	1				
23	1740-680-551-00	BULB/LAMP/14V60MA	*	1	1				
24	1728-670-501-00	LABEL/METER/HM	*	1	1				
25	-----	BLANK	*						-----

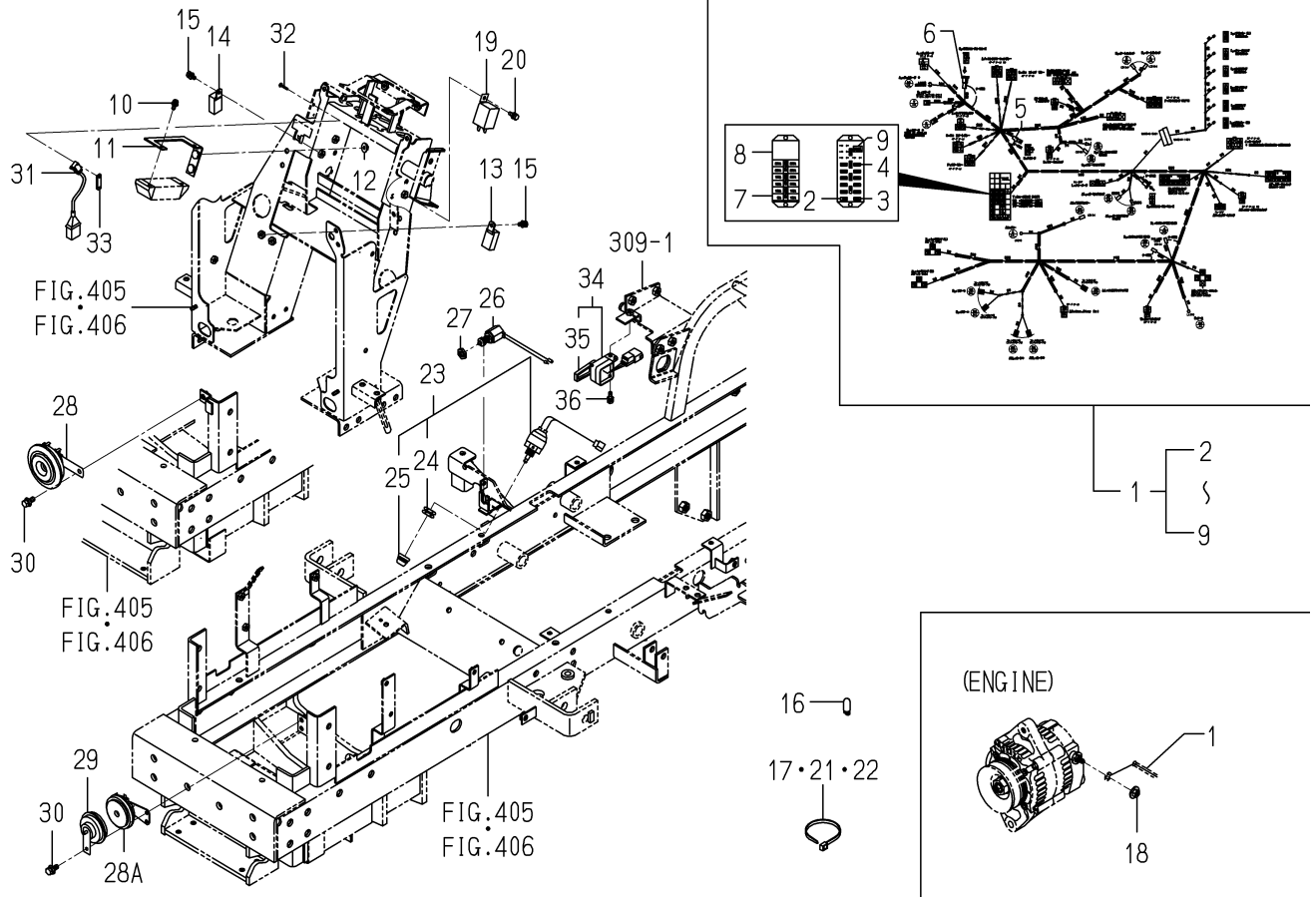
FIG.611 HARNESS(MAIN)SYSTEM(EXCEPT G TYPE)



1728-690-0100

KEY	PART CODE	DESCRIPTION	S P C	TYPE OF MODEL		I T C	C O L	G R P	REMARKS
				SXG19H	SXG22H				
1	-----	BLANK	*						-----
1	-----	BLANK	*						-----
1	1728-690-200-20	HARNESS/MAIN ASSY	*	1	1				
2	1575-623-009-00	FUSE/32V03A	*	1	1				
3	1575-623-010-00	FUSE/32V10A	*	2	2				
4	1593-623-203-00	FUSE/32V20A	*	2	2				
5	3650-262-202-00	DIODE/3.0A	*	1	1				
6	1614-690-202-00	FUSE/SLOWBLOW	*	2	2				
7	1672-690-212-00	CAP/FUSEBOX/5P	*	1	1				
8	1728-690-001-00	LABEL/FUSE	*	1	1				
9	-----	BLANK	*						-----
9	1650-658-270-00	RELAY/4P ASSY	*	3	3				
10	1690-652-210-00	RELAY ASSY	*	1	1				
11	-----	BLANK	*						-----
11	-----	BLANK	*						-----
11	V230-360-601-20	FLANGEBOLT	*	4	4				
12	3650-270-214-00	BULB	*	5	5				
13	-----	BLANK	*						-----
13	1560-695-015-00	CLAMP	*	2	2				
14	V360-260-006-00	NUT/M6	*	1	1				
15	-----	BLANK	*						-----
15	1342-402-006-00	BAND/WIRE/250	*	15	15				
16	-----	BLANK	*						-----
16	1376-402-003-00	BAND,WIRE/140	*	5	5				
17	1560-664-250-00	SWITCH/PUSH SET	*	1	1				
18	1560-664-252-00	NUT	*	1	1				
19	1560-664-253-00	BOOT	*	1	1				
20	-----	BLANK	*						-----
20	1690-650-320-00	HORN ASSY	*	1	1				
21	-----	BLANK	*						-----

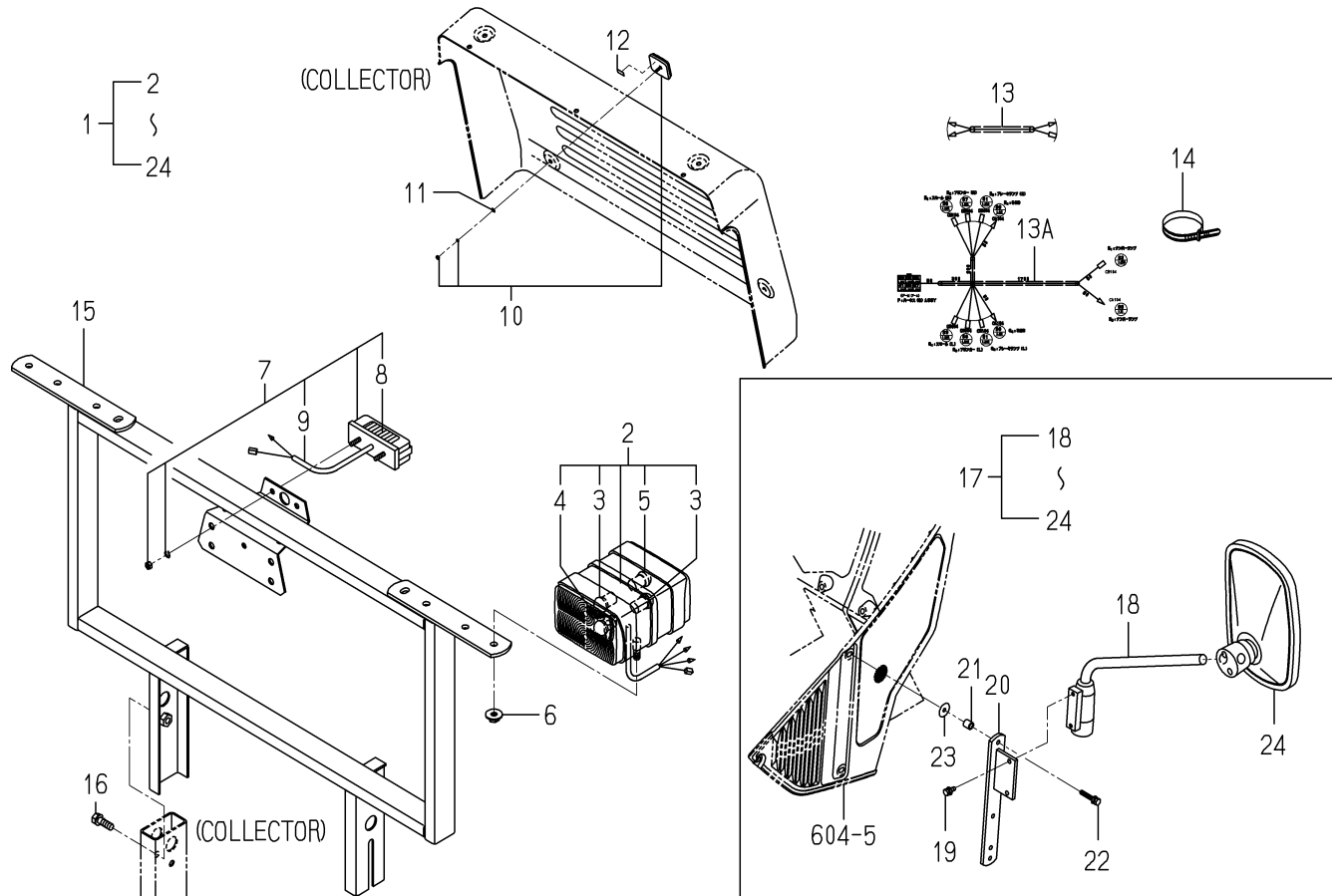
FIG.612 HARNESS(MAIN)SYSTEM(G TYPE)



1728-690A-0100

KEY	PART CODE	DESCRIPTION	S P C	TYPE OF MODEL		I T C	C O L	G R P	REMARKS
				SXG19H	SXG22H				
1	-----	BLANK	*						-----
1	-----	BLANK	*						-----
1	1728-690-500-20	HARNESS/MAIN/G ASSY	*	1	1				
2	3827-270-003-00	FUSE/BLADE/32V03A	*	2	2				
3	3821-262-202-00	FUSE/BLADE/32V10A	*	6	6				
4	3821-262-204-00	FUSE/BLADE/32V20A	*	8	8				
5	3650-262-202-00	DIODE/3.0A	*	1	1				
6	1614-690-202-00	FUSE/SLOWBLOW	*	2	2				
7	1728-690-502-00	LABEL/FUSE	*	1	1				
8	3827-270-001-00	COVER/FUSE	*	1	1				
9	3827-270-002-00	TOOL/FUSE	*	1	1				
10	V120-366-001-60	SCREW	*	2	2				
11	1728-690-510-10	STAY/FUSEBOX COMP	*	1	1				
12	V360-260-006-00	NUT/M6	*	2	2				
13	1650-658-270-00	RELAY/4P ASSY	*	2	2				
14	1690-652-210-00	RELAY ASSY	*	1	1				
15	-----	BLANK	*						-----
15	V230-360-601-20	FLANGEBOLT	*	3	3				
16	3650-270-214-00	BULB	*	6	6				
17	-----	BLANK	*						-----
17	1560-695-015-00	CLAMP	*	2	2				
18	V360-260-006-00	NUT/M6	*	1	1				
19	-----	BLANK	*						-----
19	1600-623-002-10	FLASHER ASSY	*	1	1				
20	-----	BLANK	*						-----
20	V230-360-601-20	FLANGEBOLT	*	1	1				
21	-----	BLANK	*						-----
21	1342-402-006-00	BAND/WIRE/250	*	15	15				
22	-----	BLANK	*						-----
22	1376-402-003-00	BAND,WIRE/140	*	5	5				

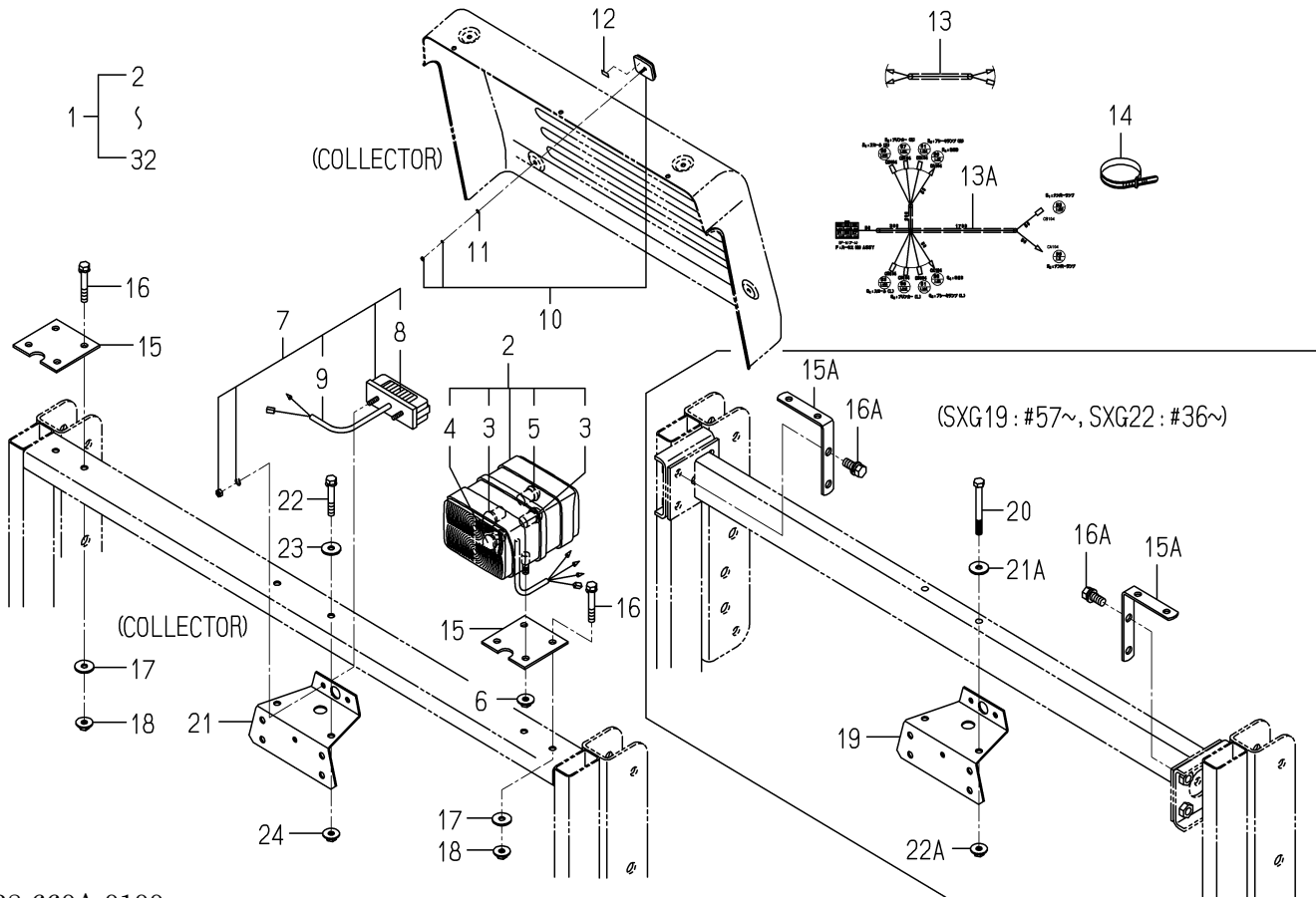
FIG.P05 LAMP(X-L)SET(G TYPE)(OPTION)



1728-660-0100

KEY	PART CODE	DESCRIPTION	S P C	TYPE OF MODEL		I T C	C O L	G R P	REMARKS
				SXG19H	SXG22H				
***	-----	BLANK	T						-----
1	-----	BLANK	T						-----
1A	1728-660-240-10	LAMP/X-L SET	T	1	1				
2	1739-660-200-20	LAMP/COMBINATIO SET	T	2	2				
3	1674-654-211-00	BULB/12V21W	T	4	4				
4	1674-654-212-00	BULB/12V5W	T	2	2				
5	1739-660-212-00	BLUB/12V-21/5W	T	2	2				
6	V362-260-008-00	NUT/WASHER	T	4	4				
7	1674-654-270-00	LAMP/NUMBERPLAT SET	T	1	1				
8	1674-654-271-00	BULB/12V/5W	T	1	1				
9	1674-654-272-00	HARNES/LAMP	T	1	1				
10	-----	BLANK	T						-----
10	1674-654-400-10	REFLECTOR ASSY	T	2	2				
11	V411-260-004-00	WASHER,PL/M 4	T	2	2				
12	1674-654-004-00	TAPE/10X20	T	2	2				
13	-----	BLANK	T						-----
13A	1728-660-300-00	HARNES/LAMP/G ASSY	T	1	1				
14	1342-402-006-00	BAND/WIRE/250	T	10	10				
15	1728-660-220-00	FRAME/LAMP COMP	T	1	1				
16	V211-260-802-50	BOLT/S	T	1	1				
17	1728-619-200-00	MIRROR SET	T	1	1				
18	1674-619-310-00	ARM/MIRROR ASSY	T	1	1				
19	V210-360-601-60	BOLT(SP)/M6X16	T	2	2				
20	1739-619-210-00	STAY/MIRROR COMP	T	1	1				
21	1725-407-001-00	COLLAR/08X12X13	T	2	2				
22	V210-360-603-50	BOLT/SP	T	2	2				
23	1421-507-014-00	WASHER/6X24X2	T	2	2				
24	1674-619-300-10	MIRROR ASSY	T	1	1				

FIG.P06 LAMP(X-H)SET(G TYPE)(OPTION)(1/2)

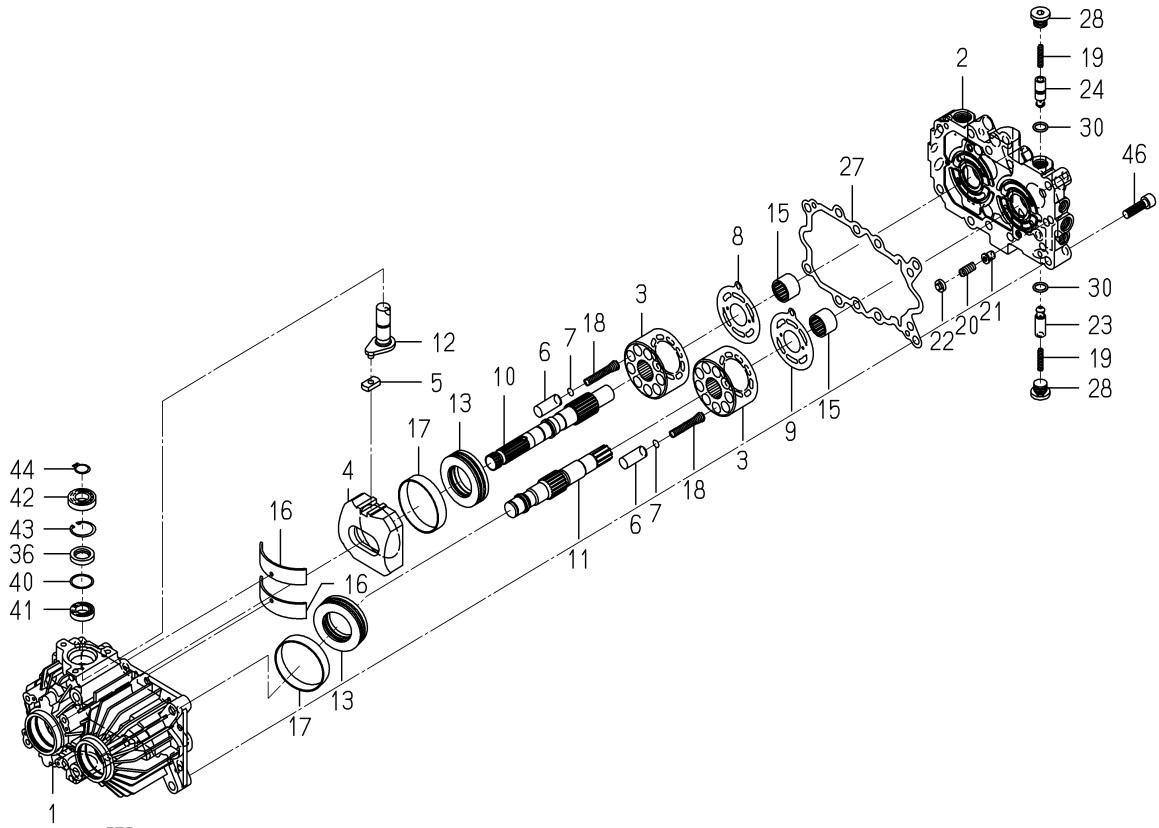


1728-660A-0100

KEY	PART CODE	DESCRIPTION	S P C	TYPE OF MODEL		I T C	C O L	G R P	REMARKS
				SXXG19H	SXXG22H				
1	-----	BLANK	T						-----
1	1728-660-500-10	LAMP/X-H SET	T	1	1				
2	1739-660-200-20	LAMP/COMBINATIO SET	T	2	2				
3	1674-654-211-00	BULB/12V21W	T	4	4				
4	1674-654-212-00	BULB/12V5W	T	2	2				
5	1739-660-212-00	BLUB/12V-21/5W	T	2	2				
6	V362-260-008-00	NUT/WASHER	T	4	4				
7	1674-654-270-00	LAMP/NUMBERPLAT SET	T	1	1				
8	1674-654-271-00	BULB/12V/5W	T	1	1				
9	1674-654-272-00	HARNESS/LAMP	T	1	1				
10	1674-654-400-00	REFLECTOR ASSY	T	2	2				
11	V411-260-004-00	WASHER,PL/M 4	T	2	2				
12	1674-654-004-00	TAPE/10X20	T	2	2				
13	-----	BLANK	T						-----
13A	1728-660-300-00	HARNESS/LAMP/G ASSY	T	1	1				
14	1342-402-006-00	BAND/WIRE/250	T	10	10				
15	-----	BLANK	T						-----
15A	1728-660-052-00	PLATE/L/110X19	T	2	2				
16	-----	BLANK	T						-----
16A	V211-261-002-50	BOLT(S) M10X25	T	4	4				
17	-----	BLANK	T						-----
18	-----	BLANK	T						-----
19	1674-654-003-00	BRACKET/LAMP/NUMBER	T	1	1				
20	V201-260-807-50	BOLT/M8X75	T	2	2				
21	-----	BLANK	T						-----
21A	3560-201-015-00	WASHER,BINDING SHAFT	T	2	2				
22	-----	BLANK	T						-----
22A	V362-260-008-00	NUT/WASHER	T	2	2				
23	-----	BLANK	T						-----
24	-----	BLANK	T						-----

FIG.S01 COMPONENT PARTS(1/2) FOR K510-005-000-20 ON Fig.202

14-PLEASE SEE 2/2 PAGE



K510-005-000-2W

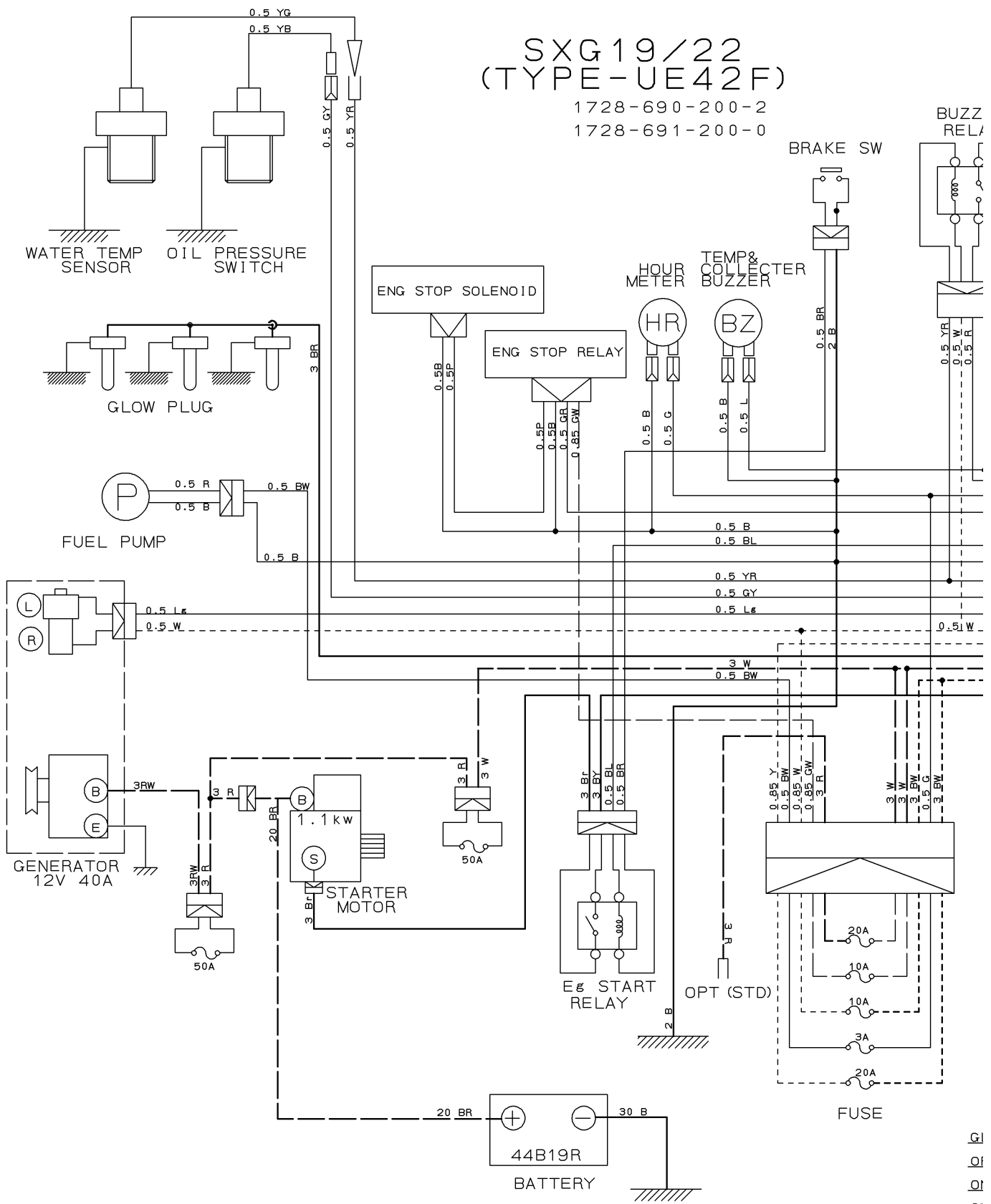
KEY	PART CODE	DESCRIPTION	S P C	TYPE OF MODEL		I T C	C O L	G R P	REMARKS
				SXG19H	SXG22H				
1	-----	BLANK	*						-----
1A	K 5 1 0 - 0 0 4 - 0 0 1 - 1 0	CASE	*	1	1				
2	K 5 1 0 - 0 0 5 - 0 0 4 - 0 0	BLOCK/PORT	*	1	1				
3	-----	BLANK	*						-----
3	K 5 1 0 - 0 0 5 - 0 0 5 - 0 0	BLOCK/CYLINDER	*	2	2				
4	-----	BLANK	*						-----
4	K 5 1 0 - 0 0 1 - 0 0 6 - 1 0	PLATE/SWASH	*	1	1				
5	K 5 1 0 - 0 0 1 - 0 0 7 - 0 0	METAL/SLIDE	*	1	1				
6	-----	BLANK	*						-----
6	K 5 1 0 - 0 0 6 - 0 0 8 - 0 0	PISTON	*	18	18				
7	K 5 1 0 - 0 0 1 - 0 0 9 - 0 0	SHIM/0.9	*	18	18				
8	K 5 1 0 - 0 0 1 - 0 1 0 - 0 0	PLATE/VALVE/PUMP	*	1	1				
9	K 5 1 0 - 0 0 1 - 0 1 1 - 0 0	PLATE/VALVE/MOTOR	*	1	1				
10	-----	BLANK	*						-----
10	K 5 1 0 - 0 0 5 - 0 1 2 - 1 0	SHAFT/PUMP	*	1	1				
11	-----	BLANK	*						-----
12	K 5 1 0 - 0 0 5 - 0 1 4 - 0 0	ARM/TRUNNION	*	1	1				
13	K 5 1 0 - 0 0 1 - 0 1 5 - 0 0	BEARING/THRUST	*	2	2				
14	V 6 0 0 - 1 1 0 - 6 2 0 - 4 0	BEARING,RB/6204	*	2	2				
15	K 5 1 0 - 0 0 1 - 0 1 6 - 0 0	NEEDLE	*	2	2				
16	K 5 1 0 - 0 0 1 - 0 1 7 - 0 0	BUSH/95X100X22	*	2	2				
17	K 5 1 0 - 0 0 1 - 0 1 8 - 0 0	BUSH/68X71X14	*	2	2				
18	K 5 1 0 - 0 0 1 - 0 1 9 - 0 0	SPRING/HC053	*	18	18				
19	K 5 1 0 - 0 0 1 - 0 2 0 - 0 0	SPRING/HC030	*	2	2				
20	K 5 1 0 - 0 0 3 - 0 2 1 - 0 0	SPRING/HC021	*	1	1				
21	K 5 1 0 - 0 0 3 - 0 2 2 - 0 0	POPPET/RELIEF	*	1	1				
22	K 5 1 0 - 0 0 3 - 0 3 7 - 0 0	PLATE/SPRING	*	1	1				
23	K 5 1 0 - 0 0 5 - 0 2 3 - 0 0	POPPET/CHECK/0.5	*	1	1				
24	K 5 1 0 - 0 0 5 - 0 2 4 - 0 0	POPPET/CHECK/1.3	*	1	1				
25	-----	BLANK	*						-----

WIRING DIAGRAM(EXCEPT G TYPE)(1/2)

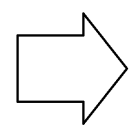
SXG 19/22 (TYPE-UE42F)

1728-690-200-2

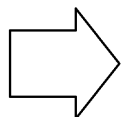
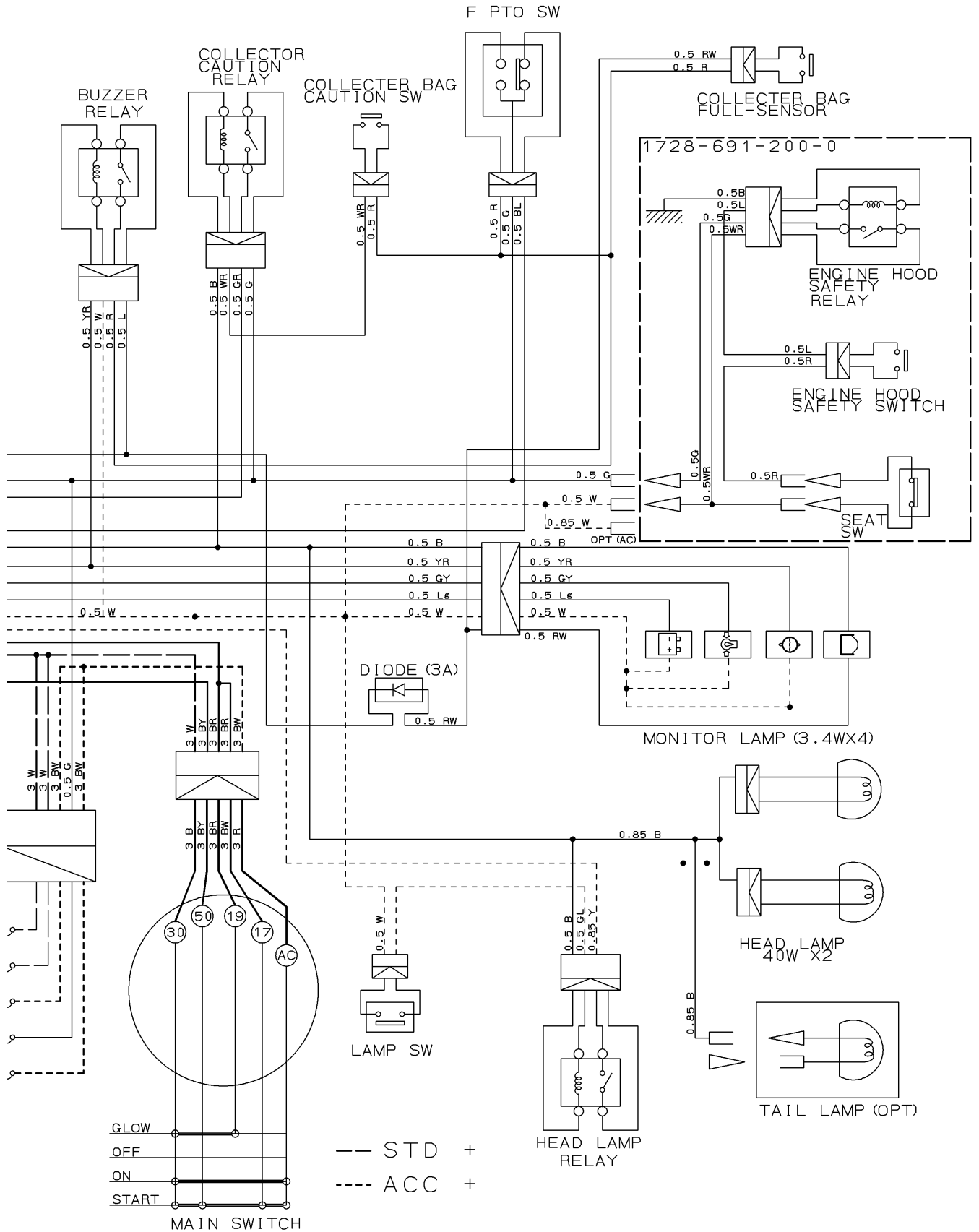
1728-691-200-0



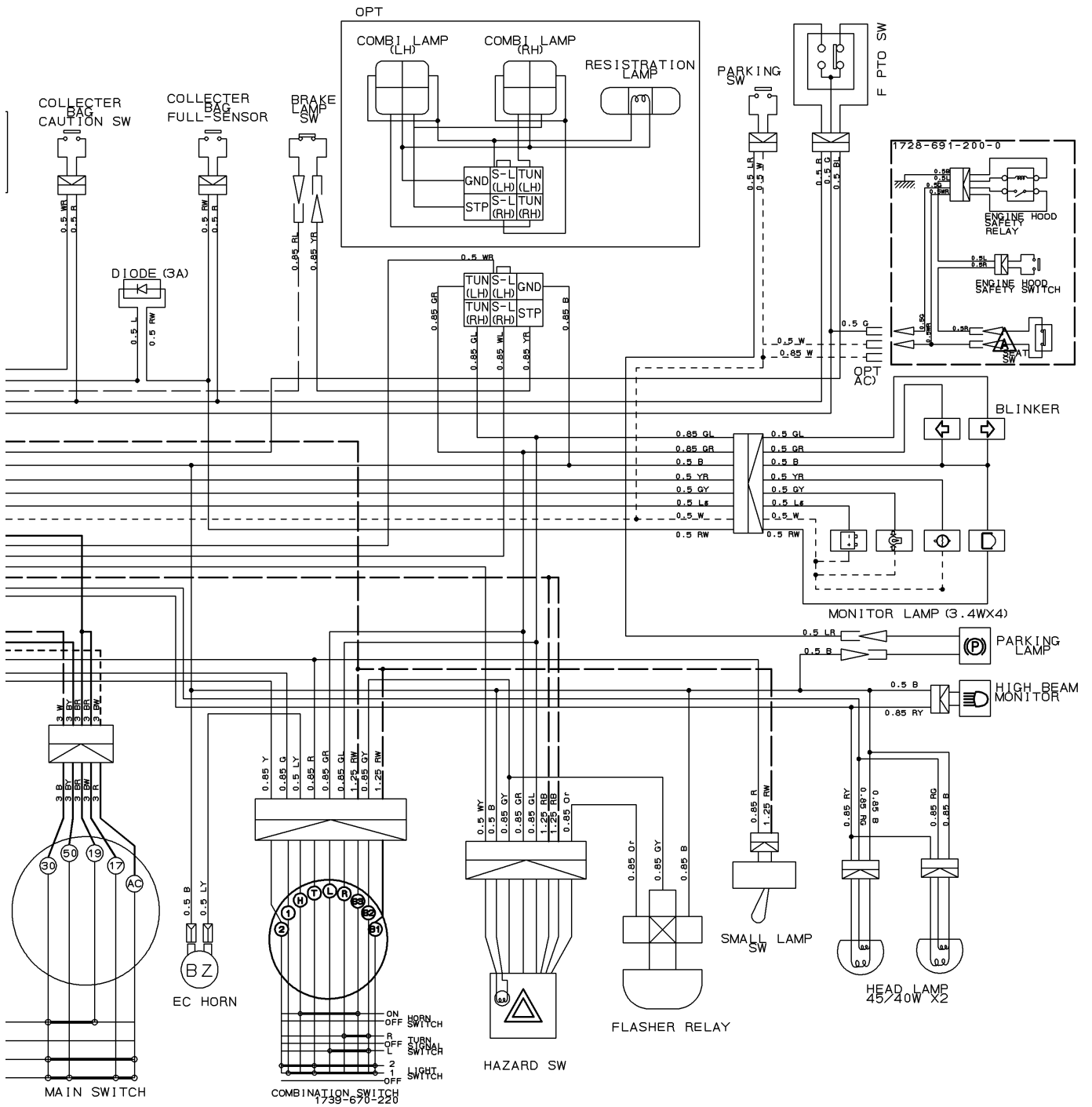
G
Q
Q
S



WIRING DIAGRAM(EXCEPT G TYPE)(2/2)



WIRING DIAGRAM(G TYPE)(2/2)



Numerical Index

6004-095-322-00

Part Code	Fig. Key	Part Code	Fig. Key	Part Code	Fig. Key
1373-121-001-00	801 4	6209-625-002-00	204 4	6211-599-001-10	201 13
3625-540-004-00	204 20		P04 12		P02 2
3632-360-036-00	503 6	6209-630-002-10	802 7		P02 4
3640-586-004-00	503 8-A		P04 22	6211-751-001-10	102 2
3805-355-002-20	202 2	6209-730-002-00	304 4	6211-760-022-10	201 31-A
3817-401-001-00	204 11	6209-730-005-00	302 3	6211-777-007-30	205 1
	301 20-A		502 11	6212-111-094-20	303 1
	402 14	6209-740-001-00	204 25	6212-114-094-20	P03 1
	402 19	6209-740-005-00	201 17	6212-116-094-20	P03 3
	502 8	6209-749-001-20	201 15	6212-121-014-20	303 2
6004-010-086-00	P01 1		204 40	6212-124-014-10	P03 2
6209-000-002-00	301 18	6209-788-001-00	201 29	6212-126-014-10	P03 4
6209-000-004-10	201 2	6209-920-002-00	204 19	6212-211-001-10	303 3
6209-000-043-00	304 10-A		401 14	6212-230-004-10	303 5-A
6209-000-044-00	101 7		P04 13	6212-235-005-00	303 6-A
6209-030-043-00	502 17	6209-940-004-00	301 14	6212-271-016-00	303 8-A
6209-044-001-00	502 25	6211-110-057-30	101 1	6212-274-016-00	P02 5-A
6209-046-015-00	304 7	6211-141-029-20	101 6	6212-276-016-00	P02 6-A
6209-050-001-00	204 31		P04 3	6212-310-019-40	304 1
6209-050-002-00	204 32	6211-170-004-20	102 1-A	6212-330-013-30	304 5
6209-300-014-00	101 8	6211-173-003-00	102 3	6212-333-003-00	304 6
6209-360-018-00	503 3		P04 4	6212-371-052-00	304 8
6209-360-028-20	102 6	6211-210-037-40	201 1	6212-511-002-00	302 1
6209-360-120-00	503 5-A	6211-258-001-00	201 8	6212-521-008-00	304 3
6209-409-001-00	204 17		P04 8	6212-522-010-00	302 2
6209-409-003-00	301 17	6211-258-002-00	201 9	6212-523-023-00	302 6
6209-440-005-00	802 4		P04 9	6212-524-002-30	502 10
6209-490-002-10	102 4	6211-291-001-10	201 25	6212-530-004-10	204 44
6209-500-003-00	204 15	6211-292-001-20	201 26	6212-531-005-10	201 6
	204 24		P04 11	6212-535-001-00	302 4
	P04 23	6211-310-038-00	204 1	6212-535-002-00	502 14
6209-572-003-00	102 5-B	6211-311-043-20	204 34	6212-551-028-00	301 1
	P04 5	6211-312-001-30	204 26	6212-552-014-00	301 2
6209-580-002-10	502 28		P04 14	6212-561-001-10	301 3
6209-587-001-00	303 4	6211-312-004-20	204 35	6212-563-001-00	301 4
6209-600-004-00	204 23		P04 15	6212-565-001-00	301 5
6209-605-004-10	101 3	6211-319-002-00	204 37	6212-569-002-00	101 4
6209-605-007-00	201 5	6211-341-070-00	203 1		P04 2
	204 2	6211-342-001-30	203 2	6212-571-006-00	301 6
6209-610-001-10	201 3	6211-361-069-00	202 1	6212-575-002-00	301 7
6209-610-007-00	204 3	6211-510-001-00	201 10	6212-600-002-10	301 8
6209-610-008-00	201 7	6211-511-003-00	201 11	6212-611-004-10	301 9
6209-610-009-00	201 4	6211-511-004-00	201 12	6212-616-002-00	301 16
6209-625-001-00	201 14	6211-540-001-00	P02 1	6212-620-001-20	301 10
	P04 10	6211-560-001-00	P02 3	6212-626-002-10	301 11

Numerical Index

6004-095-322-00

Part Code	Fig.	Key	Part Code	Fig.	Key	Part Code	Fig.	Key
6212-628-004-00	301	12	6214-115-001-20	103	2	6215-345-032-00	S01	38
6212-628-005-00	301	13		P04	6	6215-345-033-00	S01	39
6213-100-003-30	401	1	6214-141-008-20	104	1	6215-345-034-00	S01	40
6213-111-001-30	401	2	6214-145-001-30	104	2	6215-345-035-00	S01	41
6213-119-001-00	401	6		P04	7	6215-345-036-00	S01	42
6213-120-003-20	401	3	6215-300-036-10	501	1-A	6215-345-037-00	S01	43
6213-125-001-00	401	4	6215-311-027-00	S01	52	6215-345-038-00	S01	44
6213-129-003-00	401	5	6215-315-002-00	501	3	6215-345-039-00	S01	45
6213-129-006-00	201	16	6215-330-024-10	S01	1-A	6215-345-040-00	S01	46
6213-140-035-00	401	8-A	6215-331-008-00	S01	2	6215-345-041-00	S01	47
6213-149-002-00	401	10	6215-332-013-00	S01	5	6215-345-042-00	S01	48
6213-160-002-20	204	27	6215-339-001-00	S01	6	6215-345-043-00	S01	49
6213-161-001-20	204	28	6215-342-001-00	S01	3	6215-359-001-00	501	2
6213-164-001-00	204	29	6215-343-001-00	S01	4	6215-359-002-00	S01	51
6213-240-002-10	401	15	6215-345-001-00	S01	7	6215-411-125-00	503	2
6213-311-006-00	401	12	6215-345-002-00	S01	8	6215-411-126-10	501	4
6213-319-001-00	201	24	6215-345-003-00	S01	9	6215-411-127-00	501	5
6213-610-005-40	402	1	6215-345-004-00	S01	10	6215-411-128-00	501	6
6213-611-003-20	402	2	6215-345-005-00	S01	11	6215-412-004-00	503	1-A
6213-612-004-00	402	9	6215-345-006-00	S01	12	6215-520-001-00	502	16
6213-613-002-10	402	8	6215-345-007-00	S01	13	6215-526-004-00	502	18
6213-614-003-10	402	12	6215-345-008-00	S01	14	6215-531-001-00	502	23
			6215-345-009-00	S01	15	6215-541-001-10	502	19
6213-614-004-10	402	16	6215-345-010-00	S01	16	6215-541-003-10	502	24
			6215-345-011-00	S01	17	6215-542-001-10	204	21
6213-619-001-00	402	15	6215-345-012-00	S01	18	6215-542-006-00	502	21
6213-619-002-00	402	11	6215-345-013-00	S01	19	6215-543-002-10	502	20
6213-619-003-00	402	10	6215-345-014-00	S01	20	6215-546-001-00	204	16
6213-621-003-00	402	6	6215-345-015-00	S01	21	6215-548-006-00	504	1
6213-622-002-10	402	5	6215-345-016-00	S01	22	6215-549-007-10	502	29
6213-631-002-00	402	3	6215-345-017-00	S01	23	6215-549-012-00	502	33
6213-631-005-00	402	4	6215-345-018-00	S01	24	6215-549-013-00	201	28
6213-641-002-10	403	2	6215-345-019-00	S01	25	6215-600-103-10	502	1
6213-642-002-00	402	7	6215-345-020-00	S01	26	6215-611-017-00	S02	35
6213-660-023-00	403	1	6215-345-021-00	S01	27	6215-612-001-00	S02	11
6213-669-003-00	403	3	6215-345-022-00	S01	28	6215-619-009-00	S02	1
6213-671-027-00	403	5	6215-345-023-00	S01	29	6215-619-010-00	S02	2
6213-674-006-20	801	2	6215-345-024-00	S01	30	6215-619-022-00	S02	10
6213-711-004-00	402	27	6215-345-025-00	S01	31	6215-621-016-20	502	9
6213-716-001-50	402	22	6215-345-026-00	S01	32	6215-622-001-00	S02	14
6213-721-001-00	201	23	6215-345-027-00	S01	33	6215-629-001-00	S02	12
6213-729-016-00	402	20	6215-345-028-00	S01	34	6215-629-002-00	S02	13
6213-743-002-10	402	23	6215-345-029-00	S01	35	6215-629-003-00	S02	20
			6215-345-030-00	S01	36	6215-629-004-00	S02	21
6214-111-011-20	103	1	6215-345-031-00	S01	37	6215-629-005-00	S02	22

Numerical Index

6004-095-322-00

Part Code	Fig. Key	Part Code	Fig. Key	Part Code	Fig. Key
6215-629-006-00	S02 23	6281-129-067-00	S03 14	6281-971-001-10	802 1
6215-629-007-00	S02 24	6281-129-068-00	S03 15	6282-450-002-00	802 2
6215-629-008-00	S02 25	6281-129-069-00	S03 16	6287-810-036-00	P04 1
6215-629-009-00	S02 26	6281-129-070-00	S03 17	6294-453-002-00	201 21
6215-629-010-00	S02 27	6281-129-071-00	S03 18	6513-770-022-10	402 26
6215-629-011-00	S02 28	6281-129-072-00	S03 21	6901-910-612-00	302 5
6215-629-012-00	S02 29	6281-129-073-00	S03 22		502 15
6215-629-013-00	S02 30	6281-129-074-00	S03 23	6901-910-625-00	401 7
6215-629-014-00	S02 31	6281-129-075-00	S03 24	6901-911-020-00	203 3
6215-629-015-00	S02 32	6281-129-076-00	S03 25	6901-911-025-00	801 8
6215-629-016-00	S02 33	6281-129-077-00	S03 26	6902-050-816-00	204 36
6215-631-019-00	S02 36	6281-129-078-00	S03 27	6904-110-818-00	201 19
6215-634-001-00	S02 18	6281-129-079-00	S03 34	6904-110-822-00	104 4
6215-635-001-00	S02 16	6281-129-080-00	S03 8		201 20
6215-637-001-00	S02 15	6281-151-014-00	S03 20	6904-110-840-00	201 18
6215-639-004-00	S02 17	6281-200-005-00	801 1		402 17
6215-639-005-00	S02 19	6281-213-018-00	S04 7	6909-110-408-00	S03 32
6215-641-006-00	S02 7	6281-214-003-00	S04 12	6909-150-508-00	S03 31
6215-643-006-00	S02 3	6281-214-004-00	S04 13	6909-902-299-00	201 22
6215-644-007-00	S02 4	6281-215-001-00	S04 17	6909-906-105-10	401 13
6215-649-002-00	S02 6	6281-216-001-00	S04 18	6911-129-006-00	101 2
6215-649-019-00	S02 34	6281-217-002-00	S04 16	J061-210-015-00	402 21
6219-732-017-00	802 5	6281-221-007-00	S04 4	J062-076-082-00	503 4
6219-752-044-00	502 4-A	6281-222-004-00	S04 1	J062-087-093-00	503 9
6219-752-045-00	502 2-A	6281-229-002-00	S04 2	V201-360-802-00	502 7-A
6219-752-046-00	502 5-A	6281-229-003-00	S04 3	V211-260-801-60	204 47
6219-752-047-00	502 6-A	6281-229-004-00	S04 5	V211-560-802-50	104 3
6281-100-014-00	801 7	6281-229-006-00	S04 8	V230-360-601-00	202 4
6281-111-009-00	S03 1	6281-229-007-00	S04 9	V230-360-601-20	201 27
6281-115-017-00	S03 10	6281-229-008-00	S04 10	V230-360-601-60	802 8
6281-115-018-00	S03 11	6281-229-011-00	S04 15	V230-360-603-00	403 4
6281-117-003-00	S03 4	6281-229-012-00	S04 19	V231-360-801-60	204 12
6281-118-007-00	S03 3	6281-229-013-00	S04 20		401 11
6281-119-009-00	S03 2	6281-229-014-00	S04 21	V231-360-802-00	103 3
6281-121-010-00	S03 5	6281-229-015-00	S04 22		402 18
6281-124-011-00	S03 6	6281-229-016-00	S04 23		402 24
6281-127-003-00	S03 19	6281-229-017-00	S04 24		801 3
6281-129-029-00	S03 29	6281-229-018-00	S04 25	V231-360-802-50	402 29
6281-129-030-00	S03 28	6281-229-029-00	S04 14	V231-360-803-00	204 14
6281-129-043-00	S03 30	6281-229-032-00	S04 6	V231-360-803-50	204 10
6281-129-058-00	S03 9	6281-229-033-00	S04 11	V231-360-804-00	103 4
6281-129-062-00	S03 33	6281-271-002-00	S04 26		204 9
6281-129-064-00	S03 7	6281-410-023-10	802 3		204 43
6281-129-065-00	S03 12	6281-910-014-00	802 6	V231-360-804-50	204 13
6281-129-066-00	S03 13	6281-920-001-00	802 9		204 42

Numerical Index

6004-095-322-00

Part Code	Fig. Key	Part Code	Fig. Key	Part Code	Fig. Key
V231-360-804-50	402 13				
V231-360-805-00	204 8				
	204 41				
	301 19-A				
V231-360-805-50	204 7				
V231-360-807-50	204 6				
	402 25				
V231-360-808-50	204 5				
V233-361-002-00	205 2				
V233-361-007-00	801 5				
V301-260-006-00	201 30				
	204 33				
	502 30				
V302-260-006-00	502 26				
V334-260-010-00	801 6				
V341-120-008-00	204 18				
V401-160-006-00	502 32				
V411-260-006-00	502 31				
V523-101-001-80	304 2				
V600-110-600-20	204 45				
V600-110-600-40	502 13				
V600-110-620-30	204 46				
	502 12				
V682-200-000-60	101 5				
V704-140-016-00	301 15				
V705-140-012-00	204 30				
V705-140-040-00	204 39				
V710-140-004-00	204 22				
	502 22				
V720-101-900-80	502 27				
V720-102-401-50	401 9				
	P04 17				
V720-102-401-80	202 3				
V723-102-004-20	204 38				
	P04 16				
V723-102-005-50	402 28				
	P04 21				

Numerical Index

6004-095-312-00

Part Code	Fig. Key	Part Code	Fig. Key	Part Code	Fig. Key
1373-121-001-00	801 4	6209-625-002-00	204 4	6211-599-001-10	201 13
3625-540-004-00	204 20		P04 12		P02 2
3632-360-036-00	503 6	6209-630-002-10	802 7		P02 4
3640-586-004-00	503 8-A		P04 22	6211-751-001-10	102 2
3805-355-002-20	202 2	6209-730-002-00	304 4	6211-760-022-10	201 31-A
3817-401-001-00	204 11	6209-730-005-00	302 3	6211-777-007-30	205 1
	301 20-A		502 11	6212-111-093-20	303 1
	402 14	6209-740-001-00	204 25	6212-114-093-20	P03 1
	402 19	6209-740-005-00	201 17	6212-116-093-20	P03 3
	502 8	6209-749-001-20	201 15	6212-121-008-20	303 2
6004-010-098-00	P01 1		204 40	6212-124-008-10	P03 2
6209-000-002-00	301 18	6209-788-001-00	201 29	6212-126-008-10	P03 4
6209-000-004-10	201 2	6209-920-002-00	204 19	6212-211-001-10	303 3
6209-000-043-00	304 10-A		401 14	6212-230-004-10	303 5-A
6209-000-044-00	101 7		P04 13	6212-235-005-00	303 6-A
6209-030-043-00	502 17	6209-940-004-00	301 14	6212-271-016-00	303 8-A
6209-044-001-00	502 25	6211-110-068-30	101 1	6212-274-016-00	P02 5-A
6209-046-015-00	304 7	6211-141-008-30	101 6	6212-276-016-00	P02 6-A
6209-050-001-00	204 31		P04 3	6212-310-019-40	304 1
6209-050-002-00	204 32	6211-170-004-20	102 1-A	6212-330-013-30	304 5
6209-300-014-00	101 8	6211-173-003-00	102 3	6212-333-003-00	304 6
6209-360-018-00	503 3		P04 4	6212-371-052-00	304 8
6209-360-028-20	102 6	6211-210-046-10	201 1	6212-511-002-00	302 1
6209-360-120-00	503 5-A	6211-258-001-00	201 8	6212-521-008-00	304 3
6209-409-001-00	204 17		P04 8	6212-522-010-00	302 2
6209-409-003-00	301 17	6211-258-002-00	201 9	6212-523-023-00	302 6
6209-440-005-00	802 4		P04 9	6212-524-002-30	502 10
6209-490-002-10	102 4	6211-291-001-10	201 25	6212-530-004-10	204 44
6209-500-003-00	204 15	6211-292-001-20	201 26	6212-531-005-10	201 6
	204 24		P04 11	6212-535-001-00	302 4
	P04 23	6211-310-038-00	204 1	6212-535-002-00	502 14
6209-572-003-00	102 5-B	6211-311-043-20	204 34	6212-551-028-00	301 1
	P04 5	6211-312-001-30	204 26	6212-552-014-00	301 2
6209-580-002-10	502 28		P04 14	6212-561-001-10	301 3
6209-587-001-00	303 4	6211-312-004-20	204 35	6212-563-001-00	301 4
6209-600-004-00	204 23		P04 15	6212-565-001-00	301 5
6209-605-004-10	101 3	6211-319-002-00	204 37	6212-569-002-00	101 4
6209-605-007-00	201 5	6211-341-070-00	203 1		P04 2
	204 2	6211-342-001-30	203 2	6212-571-006-00	301 6
6209-610-001-10	201 3	6211-361-069-00	202 1	6212-575-002-00	301 7
6209-610-007-00	204 3	6211-510-001-00	201 10	6212-600-002-10	301 8
6209-610-008-00	201 7	6211-511-003-00	201 11	6212-611-004-10	301 9
6209-610-009-00	201 4	6211-511-004-00	201 12	6212-616-002-00	301 16
6209-625-001-00	201 14	6211-540-001-00	P02 1	6212-620-001-20	301 10
	P04 10	6211-560-001-00	P02 3	6212-626-002-10	301 11

Numerical Index

6004-095-312-00

Part Code	Fig. Key	Part Code	Fig. Key	Part Code	Fig. Key
6212-628-004-00	301 12	6214-115-001-20	103 2	6215-345-032-00	S01 38
6212-628-005-00	301 13		P04 6	6215-345-033-00	S01 39
6213-100-003-30	401 1	6214-141-008-20	104 1	6215-345-034-00	S01 40
6213-111-001-30	401 2	6214-145-001-30	104 2	6215-345-035-00	S01 41
6213-119-001-00	401 6		P04 7	6215-345-036-00	S01 42
6213-120-003-20	401 3	6215-300-036-10	501 1-A	6215-345-037-00	S01 43
6213-125-001-00	401 4	6215-311-027-00	S01 52	6215-345-038-00	S01 44
6213-129-003-00	401 5	6215-315-002-00	501 3	6215-345-039-00	S01 45
6213-129-006-00	201 16	6215-330-024-10	S01 1-A	6215-345-040-00	S01 46
6213-140-035-00	401 8-A	6215-331-008-00	S01 2	6215-345-041-00	S01 47
6213-149-002-00	401 10	6215-332-013-00	S01 5	6215-345-042-00	S01 48
6213-160-002-20	204 27	6215-339-001-00	S01 6	6215-345-043-00	S01 49
6213-161-001-20	204 28	6215-342-001-00	S01 3	6215-359-001-00	501 2
6213-164-001-00	204 29	6215-343-001-00	S01 4	6215-359-002-00	S01 51
6213-240-002-10	401 15	6215-345-001-00	S01 7	6215-411-125-00	503 2
6213-311-006-00	401 12	6215-345-002-00	S01 8	6215-411-126-10	501 4
6213-319-001-00	201 24	6215-345-003-00	S01 9	6215-411-127-00	501 5
6213-610-005-40	402 1	6215-345-004-00	S01 10	6215-411-128-00	501 6
6213-611-003-20	402 2	6215-345-005-00	S01 11	6215-412-004-00	503 1-A
6213-612-004-00	402 9	6215-345-006-00	S01 12	6215-520-001-00	502 16
6213-613-002-10	402 8	6215-345-007-00	S01 13	6215-526-004-00	502 18
6213-614-003-10	402 12	6215-345-008-00	S01 14	6215-531-001-00	502 23
	P04 18	6215-345-009-00	S01 15	6215-541-001-10	502 19
6213-614-004-10	402 16	6215-345-010-00	S01 16	6215-541-003-10	502 24
	P04 19	6215-345-011-00	S01 17	6215-542-001-10	204 21
6213-619-001-00	402 15	6215-345-012-00	S01 18	6215-542-006-00	502 21
6213-619-002-00	402 11	6215-345-013-00	S01 19	6215-543-002-10	502 20
6213-619-003-00	402 10	6215-345-014-00	S01 20	6215-546-001-00	204 16
6213-621-003-00	402 6	6215-345-015-00	S01 21	6215-548-006-00	504 1
6213-622-002-10	402 5	6215-345-016-00	S01 22	6215-549-007-10	502 29
6213-631-002-00	402 3	6215-345-017-00	S01 23	6215-549-012-00	502 33
6213-631-005-00	402 4	6215-345-018-00	S01 24	6215-549-013-00	201 28
6213-641-002-10	403 2	6215-345-019-00	S01 25	6215-600-103-10	502 1
6213-642-002-00	402 7	6215-345-020-00	S01 26	6215-611-017-00	S02 35
6213-660-023-00	403 1	6215-345-021-00	S01 27	6215-612-001-00	S02 11
6213-669-003-00	403 3	6215-345-022-00	S01 28	6215-619-009-00	S02 1
6213-671-027-00	403 5	6215-345-023-00	S01 29	6215-619-010-00	S02 2
6213-674-006-20	801 2	6215-345-024-00	S01 30	6215-619-022-00	S02 10
6213-711-004-00	402 27	6215-345-025-00	S01 31	6215-621-016-20	502 9
6213-716-001-50	402 22	6215-345-026-00	S01 32	6215-622-001-00	S02 14
6213-721-001-00	201 23	6215-345-027-00	S01 33	6215-629-001-00	S02 12
6213-729-016-00	402 20	6215-345-028-00	S01 34	6215-629-002-00	S02 13
6213-743-002-10	402 23	6215-345-029-00	S01 35	6215-629-003-00	S02 20
	P04 20	6215-345-030-00	S01 36	6215-629-004-00	S02 21
6214-111-011-20	103 1	6215-345-031-00	S01 37	6215-629-005-00	S02 22

Numerical Index

6004-095-312-00

Part Code	Fig. Key	Part Code	Fig. Key	Part Code	Fig. Key
6215-629-006-00	S02 23	6281-129-067-00	S03 14	6281-971-001-10	802 1
6215-629-007-00	S02 24	6281-129-068-00	S03 15	6282-450-002-00	802 2
6215-629-008-00	S02 25	6281-129-069-00	S03 16	6287-810-039-00	P04 1
6215-629-009-00	S02 26	6281-129-070-00	S03 17	6294-453-002-00	201 21
6215-629-010-00	S02 27	6281-129-071-00	S03 18	6513-770-022-10	402 26
6215-629-011-00	S02 28	6281-129-072-00	S03 21	6901-910-612-00	302 5
6215-629-012-00	S02 29	6281-129-073-00	S03 22		502 15
6215-629-013-00	S02 30	6281-129-074-00	S03 23	6901-910-625-00	401 7
6215-629-014-00	S02 31	6281-129-075-00	S03 24	6901-911-020-00	203 3
6215-629-015-00	S02 32	6281-129-076-00	S03 25	6901-911-025-00	801 8
6215-629-016-00	S02 33	6281-129-077-00	S03 26	6902-050-816-00	204 36
6215-631-019-00	S02 36	6281-129-078-00	S03 27	6904-110-818-00	201 19
6215-634-001-00	S02 18	6281-129-079-00	S03 34	6904-110-822-00	104 4
6215-635-001-00	S02 16	6281-129-080-00	S03 8		201 20
6215-637-001-00	S02 15	6281-151-014-00	S03 20	6904-110-840-00	201 18
6215-639-004-00	S02 17	6281-200-005-00	801 1		402 17
6215-639-005-00	S02 19	6281-213-018-00	S04 7	6909-110-408-00	S03 32
6215-641-006-00	S02 7	6281-214-003-00	S04 12	6909-150-508-00	S03 31
6215-643-006-00	S02 3	6281-214-004-00	S04 13	6909-902-299-00	201 22
6215-644-007-00	S02 4	6281-215-001-00	S04 17	6909-906-105-10	401 13
6215-649-002-00	S02 6	6281-216-001-00	S04 18	6911-129-006-00	101 2
6215-649-019-00	S02 34	6281-217-002-00	S04 16	J061-210-015-00	402 21
6219-732-017-00	802 5	6281-221-007-00	S04 4	J062-076-082-00	503 4
6219-752-044-00	502 4-A	6281-222-004-00	S04 1	J062-087-093-00	503 9
6219-752-045-00	502 2-A	6281-229-002-00	S04 2	V201-360-802-00	502 7-A
6219-752-046-00	502 5-A	6281-229-003-00	S04 3	V211-260-801-60	204 47
6219-752-047-00	502 6-A	6281-229-004-00	S04 5	V211-560-802-50	104 3
6281-100-014-00	801 7	6281-229-006-00	S04 8	V230-360-601-00	202 4
6281-111-009-00	S03 1	6281-229-007-00	S04 9	V230-360-601-20	201 27
6281-115-017-00	S03 10	6281-229-008-00	S04 10	V230-360-601-60	802 8
6281-115-018-00	S03 11	6281-229-011-00	S04 15	V230-360-603-00	403 4
6281-117-003-00	S03 4	6281-229-012-00	S04 19	V231-360-801-60	204 12
6281-118-007-00	S03 3	6281-229-013-00	S04 20		401 11
6281-119-009-00	S03 2	6281-229-014-00	S04 21	V231-360-802-00	103 3
6281-121-010-00	S03 5	6281-229-015-00	S04 22		402 18
6281-124-011-00	S03 6	6281-229-016-00	S04 23		402 24
6281-127-003-00	S03 19	6281-229-017-00	S04 24		801 3
6281-129-029-00	S03 29	6281-229-018-00	S04 25	V231-360-802-50	402 29
6281-129-030-00	S03 28	6281-229-029-00	S04 14	V231-360-803-00	204 14
6281-129-043-00	S03 30	6281-229-032-00	S04 6	V231-360-803-50	204 10
6281-129-058-00	S03 9	6281-229-033-00	S04 11	V231-360-804-00	103 4
6281-129-062-00	S03 33	6281-271-002-00	S04 26		204 9
6281-129-064-00	S03 7	6281-410-023-10	802 3		204 43
6281-129-065-00	S03 12	6281-910-014-00	802 6	V231-360-804-50	204 13
6281-129-066-00	S03 13	6281-920-001-00	802 9		204 42

Numerical Index

Part Code	Fig. Key	Part Code	Fig. Key	Part Code	Fig. Key
V231-360-804-50	402 13				
V231-360-805-00	204 8				
	204 41				
	301 19-A				
V231-360-805-50	204 7				
V231-360-807-50	204 6				
	402 25				
V231-360-808-50	204 5				
V233-361-002-00	205 2				
V233-361-007-00	801 5				
V301-260-006-00	201 30				
	204 33				
	502 30				
V302-260-006-00	502 26				
V334-260-010-00	801 6				
V341-120-008-00	204 18				
V401-160-006-00	502 32				
V411-260-006-00	502 31				
V523-101-001-80	304 2				
V600-110-600-20	204 45				
V600-110-600-40	502 13				
V600-110-620-30	204 46				
	502 12				
V682-200-000-60	101 5				
V704-140-016-00	301 15				
V705-140-012-00	204 30				
V705-140-040-00	204 39				
V710-140-004-00	204 22				
	502 22				
V720-101-900-80	502 27				
V720-102-401-50	401 9				
	P04 17				
V720-102-401-80	202 3				
V723-102-004-20	204 38				
	P04 16				
V723-102-005-50	402 28				
	P04 21				

Numerical Index

1728-095-300-00

Part Code	Fig. Key	Part Code	Fig. Key	Part Code	Fig. Key
1104-410-007-00	205 18	1427-301-005-00	206 9	1560-664-253-00	611 19
	206 18	1427-301-007-00	205 11		612 25
1118-901-002-00	901 3		206 11	1560-695-015-00	611 13
	902 3	1427-317-003-00	503 14		612 17
1119-901-003-00	901 4		504 14	1560-695-021-00	208 3
	902 4	1427-433-241-00	403 4	1560-695-022-00	208 6
1326-708-005-00	409 12		403 10	1564-512-001-00	405 7
1342-402-006-00	611 15		404 4		406 7
	612 21		404 10	1572-102-003-00	S02 5
	P05 14	1427-621-012-00	102 16	1575-623-009-00	611 2
	P06 14		605 2	1575-623-010-00	611 3
1376-402-003-00	611 16		606 2	1588-515-008-00	309 4
	612 22	1432-616-002-00	607 14	1593-101-003-20	101 5
	613 3	1432-621-006-10	612 27	1593-101-012-00	205 26
1379-311-002-00	803 12	1440-103-201-00	S02 1		206 26
	804 12	1442-313-202-00	309 8	1593-117-003-10	108 7
1386-241-002-00	311 5	1444-102-204-00	S02 2	1593-312-056-20	308 5
	412 5	1444-122-002-00	306 13	1593-402-051-10	408 2
1403-621-031-00	610 28		307 16	1593-403-004-10	409 3
	610 30	1444-314-009-10	P01 5	1593-403-005-00	410 2
1404-402-001-00	403 2	1444-328-272-00	309 10	1593-403-009-00	409 4
	403 8	1444-328-273-00	309 9	1593-411-001-10	411 8
	404 2	1444-411-006-00	205 7		412 7
	404 8		206 7	1593-411-053-20	314 5
1404-402-002-00	403 3	1444-601-015-00	602 5		315 5
	403 9	1444-621-311-00	609 10		316 5
	404 3		610 6		411 9
	404 9	1444-621-312-00	609 11		412 8
1415-102-013-00	S02 6		610 7	1593-601-072-00	601 5
1421-403-007-00	409 13	1480-207-011-00	203 2	1593-606-006-10	605 5
1421-403-008-00	409 14		204 2		606 5
1421-507-014-00	P04 7	1518-621-320-00	612 26	1593-612-005-00	106 2
	P05 23	1527-604-002-00	107 8	1593-612-220-10	106 6
	P06 31		607 8	1593-612-230-00	106 9
1421-603-004-00	102 12	1544-104-205-00	104 4	1593-616-004-20	605 4
1421-951-006-00	409 16	1544-304-006-10	205 4		606 4
1421-951-007-00	409 17		206 4	1593-621-250-10	609 8
1423-616-004-00	102 34	1560-104-010-40	102 27		610 4
1424-101-203-00	102 28	1560-132-007-30	208 7	1593-621-252-00	609 9
1424-101-204-00	102 29		306 14		610 5
1425-621-004-00	304 16		307 17	1593-622-270-00	609 13
1427-111-229-00	103 10	1560-664-250-00	611 17		610 16
1427-301-002-20	205 6		612 23	1593-622-272-00	609 15
	206 6	1560-664-252-00	611 18		610 18
1427-301-005-00	205 9		612 24	1593-622-273-00	609 16

Numerical Index

1728-095-300-00

Part Code	Fig.	Key	Part Code	Fig.	Key	Part Code	Fig.	Key
1593-622-273-00	610	19	1672-690-212-00	611	7	1689-501-001-00	312	10
1593-622-274-00	609	17	1673-525-002-30	P03	5		313	10
	610	20	1674-410-301-00	P03	7	1689-613-260-00	609	7
1593-622-275-00	609	18	1674-410-320-00	P03	4	1689-621-007-00	601	26
	610	21	1674-520-004-00	P03	6	1689-621-008-10	601	27
1593-623-203-00	611	4	1674-619-300-10	P04	8	1689-903-004-00	903	3
1593-623-520-00	611	22		P05	24		904	3
	612	31		P06	32	1690-650-320-00	611	20
1600-117-002-10	108	6	1674-619-310-00	P04	2		612	29
1600-623-002-10	612	19		P05	18	1690-652-210-00	611	10
1608-313-200-10	308	1		P06	26		612	14
1614-104-001-10	104	6	1674-652-200-10	608	1	1701-509-290-00	502	60
1614-129-003-00	611	23	1674-652-202-00	608	2	1703-102-203-00	102	6
	612	32	1674-654-003-00	P06	19	1703-102-205-00	102	4
1614-241-004-00	204	19	1674-654-004-00	P05	12	1703-102-206-00	102	5
1614-262-003-00	502	43		P06	12	1703-135-002-00	410	5
1614-690-202-00	611	6	1674-654-211-00	P05	3	1703-509-001-00	502	9-A
	612	6		P06	3	1703-601-009-10	601	6
1614-922-200-20	P07	1	1674-654-212-00	P05	4	1703-670-230-00	610	10
1620-410-001-10	P02	1		P06	4	1705-102-009-00	102	10
1631-901-021-00	903	2	1674-654-270-00	P05	7	1705-102-016-00	102	22
1636-313-011-10	306	2		P06	7	1705-102-202-00	102	7
	307	2	1674-654-271-00	P05	8	1705-102-203-00	102	3
1636-505-220-00	502	40		P06	8	1705-102-240-20	102	39
1646-226-053-00	208	2	1674-654-272-00	P05	9	1705-102-251-10	102	43
1646-630-053-00	607	13		P06	9	1705-102-252-20	102	44
1646-640-002-00	208	5	1674-654-400-00	P06	10	1705-102-500-00	102	1
1646-640-580-00	208	15	1674-654-400-10	P05	10	1705-104-002-00	104	9
1650-102-006-10	102	8	1674-904-008-00	905	8	1705-105-420-00	105	9
1650-102-202-10	102	2		905	14	1705-204-003-00	205	25
1650-104-201-00	104	5	1675-104-211-00	104	2		206	25
1650-509-003-10	205	31	1675-104-213-00	104	3	1705-204-220-00	205	21
1650-602-223-00	613	11	1675-112-002-00	107	4		206	21
1650-658-270-00	611	9	1682-670-220-00	610	27	1705-312-230-00	307	1
	612	13	1682-902-014-00	904	2	1705-317-201-00	311	2
1672-105-211-00	S02	4	1689-201-003-10	203	4	1705-332-006-00	312	37
1672-112-240-10	107	1		204	4		313	37
1672-301-002-00	205	2	1689-202-002-00	203	14	1705-333-001-00	312	33
	206	2	1689-202-004-00	303	14		313	33
1672-301-003-00	205	8		304	1	1705-436-300-00	410	4
	206	8	1689-205-005-10	205	16	1705-441-001-00	409	5
1672-301-004-00	205	10		206	16	1705-441-200-00	412	1
	206	10	1689-272-240-00	209	10	1705-441-201-00	412	2
1672-403-003-00	403	11	1689-408-530-00	403	7	1705-441-210-00	412	3
	404	11		404	7	1705-601-007-00	601	9

Numerical Index

1728-095-300-00

Part Code	Fig. Key	Part Code	Fig. Key	Part Code	Fig. Key
1705-601-018-00	601 3	1725-434-062-00	301 21-A	1728-203-002-00	203 11
1705-601-019-00	604 9		301 50		204 11
1705-601-021-00	601 4		302 22	1728-203-003-00	203 9
1705-601-022-00	602 6		302 51		204 9
1705-601-026-00	602 1	1725-434-063-00	301 12	1728-203-004-00	203 18
1705-601-230-01	601 19		301 41		204 17
1705-601-280-00	604 3		302 12	1728-203-005-00	203 19
1705-621-202-00	609 3		302 41		204 18
1705-901-004-00	609 4	1725-509-260-00	502 32-A	1728-203-006-10	203 10-A
1705-902-001-00	903 1		502 36	1728-203-051-00	204 14
	904 1	1725-553-007-10	503 34-C	1728-203-052-10	204 10-A
1705-902-004-00	609 6		504 34-C	1728-203-210-20	203 1
	610 26	1725-601-003-00	601 2		204 1
1705-902-006-00	905 7	1725-601-210-00	601 22	1728-204-001-10	205 1
1705-902-007-00	905 9	1725-604-003-00	604 12		206 1
1705-902-008-00	905 4	1725-604-051-00	604 4	1728-204-002-00	205 14
1705-904-002-10	905 5-A		604 14		206 14
1710-241-053-00	301 22-A	1725-604-052-00	604 11	1728-204-003-00	205 19
	301 51	1728-101-001-00	101 11		206 19
	302 23	1728-101-200-00	101 1	1728-204-200-00	205 15
	302 52	1728-101-210-00	101 9		206 15
1716-680-222-00	612 35	1728-102-200-10	102 32-A	1728-204-210-10	205 28
	613 7	1728-102-211-10	102 17-A		206 28
1716-680-330-00	612 34	1728-102-220-00	102 25	1728-208-021-00	207 4
	613 6	1728-102-230-00	102 26	1728-208-220-00	207 1-A
1724-102-012-00	102 36	1728-104-210-00	104 1	1728-208-230-00	207 2
1724-104-001-00	104 7	1728-105-230-00	105 14	1728-208-240-00	207 3
1724-604-302-00	604 7	1728-105-240-00	105 7	1728-271-003-00	208 19
1725-101-210-00	101 2		105 11	1728-271-004-00	208 31
1725-102-001-00	102 21	1728-111-001-00	106 1	1728-271-200-30	208 1-A
1725-103-002-00	103 7	1728-112-002-00	107 7	1728-271-210-20	208 10
1725-105-220-10	105 1	1728-112-200-10	107 9	1728-271-220-00	208 12
1725-111-003-00	405 15	1728-112-230-00	107 11	1728-271-230-10	208 21
	405 16	1728-117-001-00	108 5	1728-271-240-10	208 24
	406 15	1728-117-200-10	108 4	1728-272-001-00	209 7
	406 16	1728-117-210-10	108 1	1728-272-002-00	209 16
1725-210-001-00	202 8	1728-120-220-00	109 1-A	1728-272-200-30	209 4
1725-210-002-00	202 11	1728-120-221-00	109 3-A	1728-272-210-30	209 13
1725-272-003-00	208 28	1728-120-222-00	109 4-A	1728-272-230-00	209 1
1725-272-005-00	208 34	1728-120-223-00	109 5-A	1728-306-005-10	301 61
1725-407-001-00	402 5	1728-201-001-60	201 1-A		302 62
	P04 5	1728-201-002-10	201 6	1728-306-007-00	301 65
	P05 21	1728-201-003-00	201 10		302 66
	P06 29	1728-203-001-00	203 7	1728-306-021-00	301 1
1725-407-201-00	402 2		204 7		301 30

Numerical Index

1728-095-300-00

Part Code	Fig.	Key	Part Code	Fig.	Key	Part Code	Fig.	Key
1728-306-021-00	302	1	1728-310-053-10	305	1	1728-334-004-00	312	6
	302	30	1728-310-200-00	303	11		313	6
1728-306-022-00	301	5	1728-310-210-00	303	1-A	1728-334-005-00	312	16
	301	34		304	6-A		312	40
	302	5		304	19-A		313	16
	302	34	1728-310-211-00	303	2-A		313	40
1728-306-023-00	301	6		304	7-A	1728-334-006-00	312	23
	301	35-B		304	20-A		313	23
1728-306-071-00	302	6	1728-310-212-00	303	3-A	1728-334-007-00	312	12
	302	35		304	8-A		313	12
1728-306-210-20	301	64		304	21-A	1728-334-011-00	312	45
	302	65	1728-310-213-00	303	4-A		313	45
1728-307-006-00	301	19		304	9-A	1728-334-013-00	312	26
	301	48		304	22-A	1728-334-210-00	312	27
	302	19	1728-310-214-00	303	5		313	27
	302	48		304	10	1728-334-230-00	312	32
1728-307-022-00	301	11-A		304	23		313	32
	301	40	1728-310-510-10	304	4	1728-334-240-20	312	36
1728-307-024-00	301	15	1728-310-520-10	304	17	1728-334-250-00	312	19
	301	44	1728-310-530-00	304	29	1728-334-260-00	312	43
	302	15	1728-312-001-00	306	4		313	43
	302	44	1728-312-002-00	306	15	1728-334-280-00	312	48
1728-307-025-00	301	17		307	18		313	48
	301	46	1728-312-051-00	307	14	1728-334-310-00	P01	1
	302	17	1728-312-200-00	306	1	1728-334-320-00	P01	4
	302	46	1728-312-210-10	306	5	1728-334-510-20	313	36
1728-307-026-10	301	20	1728-312-220-10	306	8	1728-334-520-00	313	19
	301	49	1728-312-510-10	307	4	1728-335-006-00	315	6
	302	20	1728-312-520-10	307	10		316	6
	302	49	1728-312-530-30	307	12	1728-335-210-00	314	1
1728-307-027-00	301	25-A	1728-313-051-10	309	13	1728-335-220-00	314	3
	301	54	1728-313-510-30	309	1-A		315	3
	302	26	1728-313-520-20	309	16		316	3
	302	55	1728-313-530-10	309	3	1728-335-230-00	315	1
1728-307-028-00	301	18	1728-317-251-00	310	2-A	1728-335-510-00	316	1
	301	47	1728-317-260-00	310	5-A	1728-407-200-00	402	1
	302	18	1728-317-270-00	310	1-A	1728-408-001-00	403	18
	302	47	1728-317-500-00	311	1		403	20
1728-307-071-00	302	11	1728-317-510-00	311	3		404	18
	302	40	1728-334-001-00	312	1		404	20
1728-307-420-00	301	24-A		313	1		501	6
	301	53	1728-334-002-00	312	4		502	22
	302	25		313	4	1728-408-210-00	404	19
	302	54	1728-334-003-00	312	9	1728-408-250-00	403	19
1728-310-052-00	304	2		313	9		404	21

Numerical Index

1728-095-300-00

Part Code	Fig. Key	Part Code	Fig. Key	Part Code	Fig. Key
1728-408-250-00	501 11-A	1728-553-007-10	504 12	1728-660-052-00	P06 15-A
1728-408-260-00	403 1		504 15	1728-660-220-00	P05 15
	404 1	1728-553-008-00	503 37	1728-660-240-10	P05 1-A
1728-410-002-00	407 1		504 37	1728-660-300-00	P05 13-A
1728-410-300-40	405 6	1728-553-009-00	503 41		P06 13-A
	406 6		504 41	1728-660-500-10	P06 1
1728-410-350-00	405 11	1728-553-011-00	503 22	1728-670-200-10	609 1
	406 11		504 22	1728-670-201-00	609 5
1728-410-400-00	405 1	1728-553-012-10	503 2-B	1728-670-210-00	609 2
1728-410-600-00	406 1		504 2-B	1728-670-500-40	610 1
1728-433-001-10	408 4	1728-553-210-10	503 1-A	1728-670-501-00	610 24
1728-433-200-00	408 1		504 1-A	1728-670-510-00	610 2
1728-434-001-00	409 11	1728-553-230-10	503 26-A	1728-670-512-00	610 3
1728-434-200-00	409 1		504 26-A	1728-670-520-00	610 29
1728-434-210-00	409 2	1728-553-240-00	503 5	1728-690-001-00	611 8
1728-436-001-00	410 1		504 5	1728-690-200-20	611 1
1728-441-201-00	411 2-A	1728-553-250-20	503 9-A	1728-690-500-20	612 1
1728-441-210-00	411 5-A		504 9-A	1728-690-502-00	612 7
1728-441-220-00	310 3-A	1728-553-260-10	503 11	1728-690-510-10	612 11
	411 3-A	1728-553-270-00	503 29	1728-691-001-00	613 10
1728-441-230-00	411 1-A		504 29	1728-691-200-10	613 1
1728-504-002-00	501 7	1728-553-280-20	503 18-A	1728-691-210-10	613 4
1728-504-003-00	501 8	1728-553-290-20	503 19-A	1728-691-220-00	613 9
1728-508-001-10	502 45	1728-553-510-10	504 11	1728-801-001-10	801 13
1728-508-002-00	502 44	1728-553-520-20	504 18-A		802 13
1728-508-210-00	502 28	1728-553-530-20	504 19-A	1728-801-210-10	801 1-A
1728-508-240-00	502 41	1728-602-001-10	602 3-A	1728-801-220-20	801 3-A
1728-508-260-10	502 42-A	1728-602-002-00	602 7		802 3-A
1728-508-270-00	502 27	1728-602-003-00	603 1	1728-801-230-20	801 8-A
1728-508-310-00	502 26	1728-604-200-10	604 5		802 8-A
	502 52	1728-604-201-10	604 6	1728-801-510-10	802 1-A
1728-508-320-10	502 51-A	1728-606-200-10	605 1	1728-802-210-10	803 1
1728-508-350-00	502 53	1728-606-500-20	606 1	1728-802-220-10	803 3
1728-508-410-10	502 62	1728-619-200-00	P04 1		804 3
1728-508-420-10	502 63		P05 17	1728-802-230-10	803 6
1728-508-430-20	502 54-A		P06 25	1728-802-270-10	803 10-B
1728-508-440-00	502 64	1728-630-001-10	607 9		804 10-B
1728-508-450-00	502 66	1728-630-003-00	607 6	1728-802-510-10	804 1
1728-508-470-00	502 6-A	1728-630-004-00	607 7	1728-802-520-10	804 6
1728-553-001-00	503 23	1728-630-005-20	405 12	1728-901-001-00	901 5
	504 23		406 12	1728-901-051-00	902 5
1728-553-004-00	503 42		607 12	1728-903-001-00	905 2-A
	504 42	1728-630-200-00	607 1	1728-903-003-00	905 3
1728-553-007-10	503 12	1728-630-210-00	607 3	1728-903-004-00	905 12-A
	503 15	1728-630-220-10	607 10	1728-903-005-00	905 13

Numerical Index

1728-095-300-00

Part Code	Fig. Key	Part Code	Fig. Key	Part Code	Fig. Key
1729-214-049-00	203 12	2111-101-011-00	201 9	3631-270-003-00	610 17
	204 12	2139-505-002-00	503 30	3640-111-001-10	803 11-A
1738-411-300-10	P03 1		504 30		804 11-A
1738-508-210-00	502 1-A	2144-409-210-10	502 19	3640-350-006-10	502 24
1739-103-200-10	103 1	2144-419-022-00	208 26	3642-496-007-10	611 24
1739-103-210-20	103 9-A	2144-519-009-10	306 10		612 33
1739-103-220-00	103 15		307 13	3648-703-001-00	312 21
1739-401-001-00	402 6-A	2149-312-015-60	306 7		313 21
1739-401-200-00	401 1		307 9	3650-262-202-00	611 5
1739-401-202-00	401 2	2150-661-002-00	102 15		612 5
1739-530-004-00	502 48	2157-128-001-00	801 4	3650-270-214-00	611 12
1739-530-008-00	903 4		801 9		612 16
	904 4		802 4	3650-831-004-00	103 13
1739-530-240-00	403 21		802 9	3656-480-002-00	503 32
1739-601-220-00	601 1	2161-506-005-00	602 2		504 32
1739-602-004-00	601 14	2171-213-002-00	308 2	3659-301-001-00	103 2
1739-602-210-10	601 11-A	2195-524-002-00	803 7	3659-352-007-00	503 38
1739-604-001-00	604 1		804 7		504 38
1739-604-002-00	604 2	2500-901-027-00	905 1	3666-202-005-10	102 11
1739-619-210-00	P04 4	2502-407-001-10	312 20		405 8
	P05 20		312 44		406 8
	P06 28		313 20	3670-520-001-00	312 11
1739-660-200-20	P05 2		313 44		313 11
	P06 2	2504-135-006-00	208 29	3695-303-003-00	313 26
1739-660-212-00	P05 5	2504-135-008-00	208 25	3740-162-005-00	102 14
	P06 5	2504-165-002-10	605 3	3746-111-011-00	312 13
1739-670-202-10	610 25		606 3		313 13
1739-670-220-20	610 9		607 2	3801-236-051-00	801 14
1739-901-001-00	901 1		607 4		802 14
	902 1	2512-650-002-10	107 3	3801-461-002-00	208 33
1739-901-002-00	901 2	2515-103-002-10	103 12-A	3805-354-280-00	202 13
	902 2	2706-501-003-00	106 7		502 58
1739-904-004-00	905 11-A	2706-501-004-00	106 8	3805-371-007-00	405 9
1740-272-061-00	209 3	3104-210-213-00	306 11		406 9
1740-272-062-00	209 12	3517-205-007-00	312 24	3817-374-330-00	201 4-A
1740-313-300-00	309 7		312 46	3817-374-340-00	502 34
1740-313-301-00	309 11		313 24	3821-262-202-00	612 3
1740-680-530-00	612 28-A		313 46	3821-262-204-00	612 4
1740-680-550-00	610 22	3560-201-015-00	106 4	3827-270-001-00	612 8
1740-680-551-00	610 23		P06 21-A	3827-270-002-00	612 9
1752-102-006-00	102 9	3614-261-002-00	609 12	3827-270-003-00	612 2
1752-120-201-00	109 2-A		610 8	3829-311-200-00	105 5-A
1752-120-205-00	109 6-A	3621-702-003-00	409 8	4101-102-038-00	208 23
1771-407-001-10	402 4-A	3623-263-001-00	107 13-A	4335-512-004-00	503 31
1782-690-220-00	613 2	3631-270-003-00	609 14		504 31

Numerical Index

1728-095-300-00

Part Code	Fig. Key	Part Code	Fig. Key	Part Code	Fig. Key
6221-408-003-00	102 47	K185-031-302-00	403 5	V201-260-806-50	105 2
6221-408-007-00	102 46		403 12	V201-260-807-50	P06 20
6221-408-008-00	102 40		404 5	V201-261-010-00	102 37
6221-408-009-00	102 41		404 12	V201-360-803-00	208 13
6221-408-010-00	102 42	K185-031-303-00	403 6	V201-360-804-50	312 51
6221-408-013-00	102 45		403 13		313 51
7827-205-010-00	301 23-A		404 6	V201-361-002-50	310 7-A
	301 52		404 13		311 6-A
	302 24	K510-001-006-10	S01 4	V201-361-007-50	202 4
	302 53	K510-001-007-00	S01 5	V201-361-014-00	202 3
7947-603-012-00	307 7	K510-001-009-00	S01 7	V201-361-202-50	201 11
7963-611-003-00	205 22	K510-001-010-00	S01 8	V201-361-203-00	503 24
	206 22	K510-001-011-00	S01 9		504 24
	503 6	K510-001-015-00	S01 13		P03 2
	504 6	K510-001-016-00	S01 15	V201-361-203-50	P02 2
8595-201-017-00	203 5	K510-001-017-00	S01 16	V201-361-204-00	301 62
	204 5	K510-001-018-00	S01 17		302 63
8595-901-007-00	905 6	K510-001-019-00	S01 18	V203-361-002-50	109 8
8654-501-006-10	801 7	K510-001-020-00	S01 19	V203-361-003-50	103 16
	801 12	K510-003-021-00	S01 20		312 29
	802 7	K510-003-022-00	S01 21		313 29
	802 12	K510-003-037-00	S01 22	V203-461-002-00	101 3
8657-901-001-00	503 36	K510-004-001-10	S01 1-A		107 15
	504 36	K510-005-000-20	202 1	V203-461-002-50	312 2
J061-114-024-00	502 10-A	K510-005-004-00	S01 2		313 2
J061-209-011-00	105 16-A	K510-005-005-00	S01 3	V210-260-601-60	502 21
J061-210-015-00	102 31	K510-005-012-10	S01 10	V210-360-601-20	102 18
J061-211-013-00	105 13	K510-005-014-00	S01 12		601 20
J061-230-038-00	102 23	K510-005-023-00	S01 23	V210-360-601-60	105 6
J061-236-044-00	102 24	K510-005-024-00	S01 24		315 7
J061-247-055-00	104 8	K510-006-008-00	S01 6		316 7
	104 10	P103-521-300-00	502 55		601 17
J062-104-111-00	105 15-A	P103-521-302-00	502 56		613 8
J062-119-126-00	105 8-A	P117-303-522-00	610 11		P04 3
	105 10-A	P117-303-523-00	610 12		P05 19
	105 12-A	P117-303-524-00	610 13		P06 27
K130-003-003-00	502 13	P117-303-525-00	610 14	V210-360-602-00	502 30
K130-003-004-00	502 16	P117-303-526-00	610 15		612 36
K130-010-100-00	502 12	P118-702-033-00	502 38	V210-360-602-50	P01 6
K130-018-000-00	502 11	V111-168-003-00	307 8	V210-360-603-50	502 29
K182-002-002-00	501 3	V120-366-001-60	612 10		P04 6
K182-032-000-00	501 1	V120-376-001-60	314 4		P05 22
K182-032-001-00	501 2		315 4		P06 30
K182-032-002-00	501 4		316 4	V210-660-601-20	314 2
K182-032-003-00	501 5		607 11		315 2

Numerical Index

1728-095-300-00

Part Code	Fig.	Key	Part Code	Fig.	Key	Part Code	Fig.	Key
V210-660-601-20	316	2	V211-360-803-00	P03	8	V301-260-006-00	312	49
V211-260-801-60	207	7	V211-361-002-00	107	14		313	49
	208	32		312	28		502	31
	303	10		313	28	V304-260-008-00	102	35
	304	15	V211-361-002-50	107	12		107	10
	304	28	V211-560-802-00	208	20		208	4
V211-260-802-00	203	17	V211-560-802-50	201	8		208	9
	204	16		301	66		208	14
	205	27		302	67		306	12
	206	27	V211-560-803-00	109	10		307	15
	309	2		301	8		312	52
	309	12		301	37		313	52
	502	67		302	8	V304-260-010-00	108	9
V211-260-802-50	208	22		302	37		303	12
	P05	16	V211-560-803-50	103	18		304	30
V211-260-804-00	502	17-A	V211-561-002-00	405	10		503	35-A
V211-260-806-00	502	23		406	10		504	35-A
V211-261-002-00	502	65	V211-561-002-50	301	3	V304-260-012-00	409	15
	801	2		301	32	V304-460-008-00	101	6
	802	2		301	60	V304-460-010-00	310	10
V211-261-002-50	306	3		302	3		311	9
	307	3		302	32	V304-700-008-00	103	3
	502	39		302	61	V305-260-012-00	P07	3
	P06	16-A		312	5	V305-260-016-00	312	15
V211-360-801-60	103	5		313	5		313	15
	205	32	V211-660-803-00	402	3	V327-261-216-00	408	5
	209	2	V211-661-002-50	101	10	V328-262-112-00	409	9
	209	11	V230-360-601-20	102	48-A		410	6
	407	2		611	11	V334-260-012-00	410	3
	502	57		611	21	V334-260-016-00	503	10
	601	13		612	15		504	10
	613	12		612	20	V350-160-004-00	604	8
V211-360-802-00	102	30		612	30	V350-160-005-00	602	4
	202	12	V230-360-601-60	609	19-A	V360-260-006-00	102	19
	205	20		610	31-A		107	6
	206	20	V230-360-603-00	102	13-A		601	21
	304	5	V231-360-801-60	103	11-A		611	14
	304	18		103	19-A		612	12
	405	13	V231-360-802-50	102	33-A		612	18
	406	13	V251-341-002-00	301	28-A		613	5
	502	8-A		301	57	V361-260-006-00	601	12
	601	7		302	29		601	15
	601	24		302	58	V362-260-008-00	208	16
	602	8	V273-360-601-50	601	10		208	35
	607	5	V301-260-006-00	107	5		405	14

Numerical Index

1728-095-300-00

Part Code	Fig. Key	Part Code	Fig. Key	Part Code	Fig. Key	
V362-260-008-00	406 14	V401-160-012-00	302 64	V411-260-008-00	801 10	
	601 8		312 17		802 5	
	P05 6		312 41	802 10		
	P06 6		313 17	V411-260-010-00	107 17	
	P06 22-A		313 41		108 8	
V363-260-008-00	101 12		403 15		202 6	
	601 23		404 15		301 4	
	601 28		410 7		301 33	
	605 8		503 25		302 4	
	606 8		504 25		302 33	
	P03 9		P02 3		308 3	
V363-260-010-00	102 38		P03 3		310 9	
V401-160-006-00	307 22	V401-160-016-00	312 14		310 12	
	312 50		313 14		311 8	
	313 50	V401-700-008-00	103 4		311 11	
	405 3		V411-260-004-00	P05 11		312 31
	405 5	P06 11			312 34	
	406 3	V411-260-005-00	502 46		313 31	
	406 5		502 49		313 34	
	503 4	V411-260-006-00	108 2		803 9	
	504 4		209 5		804 9	
	V401-160-008-00	101 7		209 14	V411-260-012-00	201 13
105 3			307 6	205 23		
205 5		V411-260-008-00	101 8			206 23
206 5			105 4			312 18
208 8			106 3			312 42
801 15			205 29			313 18
802 15			206 29			313 42
V401-160-010-00		101 4		207 5		
	103 17		208 18		503 16-A	
	107 16		209 8		503 28	
	109 9		209 17		503 33	
	202 5		306 16		503 39	
	303 13		307 19		504 7	
	304 31		309 14		504 16-A	
	310 8		309 17		504 28	
	310 11		312 38		504 33	
	311 7		313 38		504 39	
	311 10		503 43		601 25	
	312 3		504 43		P02 4	
	312 30		601 16	V411-260-014-00	309 5	
	313 3		601 18		501 9	
	313 30		605 7	V411-260-016-00	303 15	
V401-160-012-00	201 12	606 7			408 6	
	301 63	801 5			503 20	

Numerical Index

1728-095-300-00

Part Code	Fig.	Key	Part Code	Fig.	Key	Part Code	Fig.	Key	
V411-260-016-00	504	20	V500-163-003-00	803	5	V670-200-006-00	P01	2	
	803	4		803	14	V671-400-006-00	P01	3	
	803	13		804	5	V704-140-015-00	309	6	
	804	4		804	14		312	22	
	804	13		V500-164-003-00	408	7		312	25
V411-260-018-00	409	6	V523-100-801-60	202	2		312	47	
V411-260-020-00	209	19		205	3		313	22	
V500-162-001-00	108	3		206	3		313	25	
V500-162-002-00	208	17	V523-101-002-20	201	7		313	47	
	306	17		301	2	V704-140-016-00	303	16	
	307	20		301	7		304	3	
	309	15		301	31	V704-140-018-00	208	27	
	503	44		301	36	V704-140-020-00	209	20	
	504	44		301	59	V704-140-025-00	301	16	
	V500-162-501-50	205		30	302	2		301	45
		206		30	302	7		302	16
		309		18	302	31		302	45
		V500-162-502-00		207	6	302	36	V704-140-030-00	203
208	30		302	60		204	3		
209	9		V530-240-602-80	208	11		301	26-A	
312	35			306	6		301	27	
312	39			306	9		301	55	
313	35			307	11		301	56	
313	39		V560-160-005-00	502	47		302	27	
410	8			502	50		302	28	
V500-162-502-50	209		18	V560-160-008-00	106	5		302	56
	503		27		605	6		302	57
	503	40	606		6	V705-140-052-00	301	13	
	504	27	V580-140-503-20	202	9		301	42	
	504	40		409	7		302	13	
V500-163-002-00	205	24	V580-140-603-20	803	2		302	42	
	206	24		804	2	V707-140-062-00	312	8	
	308	4	V600-110-600-60	203	6		313	8	
	403	17		204	6	V720-102-401-60	502	20	
	404	17		205	12	V720-103-502-40	205	17	
	503	8		206	12		206	17	
	503	17	V600-110-601-00	205	13	V720-103-502-80	502	7-A	
	504	8		206	13	V720-103-504-40	S02	3	
	504	17	V600-110-620-40	S01	14	V720-112-401-10	502	33	
	803	8	V600-110-620-50	203	13		502	37	
804	8	204		13	V720-112-401-40	202	14		
V500-163-002-50	409	10	V600-150-620-60	312	7		502	59	
V500-163-003-00	501	10		313	7		502	61	
	503	21	V600-450-620-50	411	7	V720-112-401-50	202	7	
	504	21		412	6	V720-113-502-90	403	14	

Numerical Index

1728-095-300-00

Part Code	Fig. Key	Part Code	Fig. Key	Part Code	Fig. Key
V720-113-502-90	404 14				
V721-103-105-00	203 16				
	204 15				
V721-103-106-00	203 8				
	204 8				
V723-102-004-00	502 25				
V723-102-005-60	502 15				
V744-115-250-70	502 14				
V744-120-400-80	302 21				
	302 50				
V744-125-400-70	203 15				
V744-128-451-10	301 14				
	301 43				
	302 14				
	302 43				
V760-150-000-00	209 6				
	209 15				
	307 5				
	307 21				
	405 2				
	405 4				
	406 2				
	406 4				
	408 3				
	503 3				
	504 3				
V763-150-000-00	408 8				
V782-160-000-4B	301 10				
	301 39				
	302 10				
	302 39				
V782-160-000-4T	201 2				
V782-160-000-8B	301 9				
	301 38				
	301 58				
	302 9				
	302 38				
	302 59				
V782-160-000-8T	201 3				
V999-200-003-00	310 4				
	311 4				
	411 4				
	412 4				
W201-261-206-00	P07 2				

Alphabetical Index

6004-095-322-00

Description	Fig. Key	Description	Fig. Key	Description	Fig. Key
ADAPTER/255X040 ASSY	504 1	BOLT, JOINT	401 13	CUP/SEALING/28	201 3
ARM/CONTROL	502 29	BOLT, SEMS (S) M8X16	204 47	CUP/SEALING/36	201 4
ARM/FLOATING COMP	502 19	BOLT, SEMS/M10X20	203 3	CUTTER, VALVE	301 5
ARMATURE/STARTE ASSY	S03 5	BOLT, SEMS/M6X12	302 5	CYLINDERBLOCK ASSY	201 1
BALL	101 5		502 15	CYLINDERHEAD ASSY	101 1
BEARING, RB/6002	204 45	BOLT, SEMS/M8X25 7T	104 3	DOWEL	201 21
BEARING, RB/6004	502 13	BOLT/CONNECTINGROD	303 6-A	ELEMENT ASSY	S02 36
BEARING, RB/6203	204 46	BOLT/CRANK	304 10-A	FAN/COOLING	403 1
	502 12	BOLT/FLANGE	304 7	FLANGEBOLT	103 3
BEARING, THRUST CRANK	201 13	BOLT/M6	204 31		103 4
	P02 2		204 32		201 27
	P02 4	BOLT/M6X10	502 17		202 4
BEARING/BALL	S04 6	BOLT/M6X18	502 25		204 5
	S04 11	BOLT/M8X20	502 7-A		204 6
BEARING/CONNECTING R	303 8-A	BOLT/THROUGH	S03 30		204 7
	P02 5-A	BOLT/WASHERHEAD	S02 10		204 8
	P02 6-A	BOLT/WS	401 6		204 9
BEARING/CRANK/LOWER	201 12	BRACKET ROCKER SHAFT	301 12		204 10
BEARING/CRANK/UPPER	201 11	BRACKET, ROCKER SHAFT	301 13		204 12
BEARING/NEEDLE	S03 8	BRUSH	S04 17		204 13
	S03 9	BRUSH/STARTER	S03 2		204 14
BEARING/OILLESS	S03 12	BUSH	S04 15		204 41
	S03 14	CAMSHAFT/INJECTION P	502 9		204 42
	S03 16	CAP, BLANK/30	204 20		204 43
BEARING/WATER PUMP	402 3	CAP, OIL FILLER	102 2		205 2
BEARING/WATERPUMP	402 4	CAP, SEALING	101 2		301 19-A
BEARING/WITH SHOCKAB	S03 13	CARTRIDGE/OILFILTER	401 15		401 11
BELT/VCOGHM34. 0	403 5	CLAMP, STRAINER	401 10		402 13
BODY/NOZZLE HOLDER	S01 2	CLAMP/WIRE/10-15	402 21		402 18
BODY/OILPUMP	401 2	CLIP/HOSE/7. 6-8. 2	503 4		402 24
BODY/WATERPUMP	402 2	CLIP/HOSE/8. 7-9. 3	503 9		402 25
BOLT	101 7	CLUTCH/STARTER ASSY	S03 6		402 29
	201 2	COLLOR	S04 3		403 4
	204 36	CONNECTINGROD ASSY	303 5-A		801 3
	301 18	CONNECTOR, OIL FILTER	201 24		801 5
	401 7	CONNECTOR/FUEL	503 1-A		802 8
	801 8	CONNECTOR/GLOWPLUG	802 5	FLYWEIGHT	502 16
	S04 9	COVER	S03 11	FLYWHEEL	304 5
	S04 10		S04 13	FRAME	S04 12
	S04 19	COVER, BEARING	S04 5	FRAME/COMMUTATOR END	S03 10
	S04 20	COVER, INJ PUMP	201 25	FRAME/DRIVEEND ASSY	S04 7
	S04 21	COVER/CYLINDER HEAD	102 1-A	GASKET	102 5-B
	S04 22	CRANKSHAFT ASSY	304 1		402 8
	S04 24	CUP/SEALING/12	201 7		802 7
BOLT, ADJUST	201 29	CUP/SEALING/16	204 3		P04 5

Alphabetical Index

6004-095-322-00

Description	Fig. Key	Description	Fig. Key	Description	Fig. Key
GASKET	P04 22	INJECTIONPUMP ASSY	502 1	O-RING	P04 21
GASKET, EXH. MANIFOLD	104 2	JOINTT-TYPE 2	503 6	ORING	S02 34
	P04 7	KEY/07X05X09	302 3	O-RING/P 8	502 27
GASKET, INLET MANIFOL	103 2		502 11	O-RING/P15	401 9
	P04 6	KEY/07X05X20	304 4		P04 17
GASKET, NOZZLE	501 3	LEVELGAGE	201 31-A	O-RING/P18	202 3
GASKET, SPACER	402 16	LEVER, CONTROL	502 24	PACKING	204 19
	P04 19	LEVER/PINIONDRIVE	S03 19		401 14
GASKET/COVER	201 26	MANIFOLD (INLET) ASSY	103 1		P04 13
	P04 11	MANIFOLD/EXHAUST	104 1	PIECE, DISTANCE	S01 6
GASKET/CYLINDERHEAD	101 6	METAL, CRANK SET	201 10	PIN	201 17
	P04 3	METAL, CRANK SET 050	P02 1		201 28
GASKET/DELIVERYVALVE	S02 6	METAL, CRANK SET 100	P02 3		304 2
GASKET/GEARCASE	204 26	NIPPLE	201 22	PIN, CONTROL	502 21
	P04 14	NOZZLE ASSY	S01 52	PIN, GROOVE	204 25
GASKET/HOUSING	402 23	NUT	301 17	PIN, NOZZLE HOLDER	S01 3
	P04 20		S01 51	PIN, PISTON	303 3
GASKET/PLATE	204 35		S03 28	PIN/ARM	204 21
	P04 15		S03 29	PIN/IDLEGEAR	201 6
GASKET/WATER PUMP	402 12		S03 34	PIN/INJECTIONPUMP	S02 12
	P04 18		S04 2	PIN/STRAIGHT	201 16
GEAR/CAMSHAFT	302 2		S04 23		401 5
GEAR/CRANK	304 3		S04 25	PIN/TUBE	201 15
GEAR/IDLE ASSY	302 6	NUT, CAP/M 8	204 18		204 40
GEAR/INJECTIONPUMP	502 10	NUT/CAP	102 4	PIPE, OIL	401 12
GEAR/OILPUMP ASSY	401 3	NUT/FLANGE	802 4	PIPE, WATER DRAIN	201 23
GEAR/STARTER PLANETA	S03 17	NUT/M 6	502 26	PIPE/FUEL	503 2
GEAR/STARTERINTERNAL	S03 18	NUT/M08	204 11	PIPE/INJECTION ASSY	501 4
GEARCASE ASSY	204 1		301 20-A		501 5
GENERATOR ASSY	801 1		402 14		501 6
GLOWPLUG	802 3		402 19	PIPE/WATER PUMP	402 11
HANGER	205 1		502 8	PIPE/WATEROUTLET	402 27
HOLDER ASSY	S04 14	NUT/M10	801 6	PISTON	303 1
HOLDER/BRUSH ASSY	S04 16	NUT/M6	201 30	PISTON (OV) 78.7	P03 1
HOLDER/DELIVERYVALVE	S02 4		204 33	PISTON (OV) 79.2	P03 3
HOLDER/NOZZLE ASSY	S01 1-A		502 30	PISTON/VALVE/RELIEF	204 28
HOLDER/STARTER ASSY	S03 3	NUT/M8	204 17	PLATE	S02 13
HOSE/RUBBER	102 6		S03 32		S03 27
	402 20	NUT/NOZZLERETAINING	S01 5		S04 8
HOSE/RUBBER/160	503 3	NUT/PINIONSTOP	S03 23	PLATE, THRUST	302 4
HOSE/RUBBER/70	503 5-A	OILPAN COMP	202 1	PLATE, THRUST INJPUMP	502 14
HOUSING ASSY	S02 35	OILPUMP ASSY	401 1	PLATE/ADJUST	801 2
HOUSING/STARTER ASSY	S03 7	O-RING	204 38	PLATE/ADJUSTING	S02 11
HOUSING/THERMOSTAT	402 22		402 28	PLATE/FRONT	204 34
INJECTIONNOZZLE ASSY	501 1-A		P04 16	PLATE/REAR	203 1

Alphabetical Index

6004-095-322-00

Description	Fig. Key	Description	Fig. Key	Description	Fig. Key
PLATE/TAPPET/AD 0. 2	S02 25	ROD, PUSH	301 7	SPRING/PUMPLUNGER	S02 18
PLATE/TAPPET/AD 0. 25	S02 29	ROTOR ASSY	S04 4	SPRING/RELIEF VALVE	204 29
PLATE/TAPPET/AD 0. 3	S02 26	ROTOR/OUTER	401 4	SPRING/STARTERBRUSH	S03 4
PLATE/TAPPET/AD 0. 35	S02 30	ROTOR/WATERPUMP	402 6	SPRING/VALVE	301 3
PLATE/TAPPET/AD 0. 4	S02 27	SCREW	S03 33	STARTER ASSY	801 7
PLATE/TAPPET/AD 0. 45	S02 31	SCREW ADJUST	301 16	STOPPER, FULL-LOAD	204 16
PLATE/TAPPET/AD 0. 5	S02 28	SCREW/HOLLOW	S02 1	STRAINER	401 8-A
PLATE/TAPPET/AD 0. 55	S02 32	SCREW/WATER PUMP	402 10	STUD	101 8
PLATE/TAPPET/AD 0. 6	S02 20	SEAL SET/WATER PUMP	402 5		104 4
PLATE/TAPPET/AD 0. 65	S02 33	SEAL, BEARING CAP	201 8		201 19
PLATE/TAPPET/AD 0. 7	S02 21		P04 8		201 20
PLATE/TAPPET/AD 0. 8	S02 22	SEAL, BEARING CAP/7	201 9	STUD/M8X40	201 18
PLATE/TAPPET/AD 0. 9	S02 23		P04 9		402 17
PLATE/TAPPET/AD 1. 0	S02 24	SEAL, CYL. HEAD COVER	102 3	SWITCH/MAGNETIC ASSY	S03 20
PLATE/WATER PUMP	402 9		P04 4	SWITCH/OILPRESSURE	802 1
PLUG	301 11	SEAL, OIL	101 4	SWITCH/OVERHEAT	802 2
PLUG/M14X1. 5	202 2		201 14	TAPPET	301 6
PLUG/PT1/2	101 3		204 4	TAPPET/INJECTIO ASSY	S02 14
PLUG/PT1/8	201 5		P04 2	THERMOSTAT	402 26
	204 2		P04 10	THRUSTPIECE	502 18
PLUG/SCREW	204 23		P04 12	VALVE ASSY	S02 7
POINTER	203 2	SEAL/WATER PUMPPULLE	402 7	VALVE/EXHAUST	301 2
PULLEY	S04 1	SEAT, VALVE SPRING	301 4	VALVE/INTAKE	301 1
PULLEY, WATER PUMP	403 2	SEAT/SPRING/LOWER	S02 19	VALVE/RELIEF ASSY	204 27
PULLEY/CRANK	304 8	SEAT/SPRING/UPPER	S02 17	WASHER	501 2
RACK/CONTROL ASSY	S02 15	SHAFT, CAM	302 1		S01 4
REGULATOR ASSY	S04 26	SHAFT/HYDRAULIC ASSY	204 44		S03 31
RELAY, SOLENOID	802 9	SHAFT/ROCKERARM ASSY	301 10	WASHER / M6	502 31
REPAIR/ENGINESET	P04 1	SHAFT/STARTER PLANET	S03 15	WASHER, SP/M 6	502 32
RESISTANCE/1. 0	503 8-A	SHIM/INJECTIONPUMP	502 2-A	WASHER/0. 9	S01 7
RING, SNAP	303 4		502 4-A	WASHER/0. 925	S01 8
RING, SNAP/ 4 E	204 22		502 5-A	WASHER/0. 95	S01 9
	502 22		502 6-A	WASHER/0. 975	S01 10
RING, SNAP/12 C	204 30	SHORTBLOCKENGIN ASSY	P01 1	WASHER/08X14X01	204 15
RING, SNAP/16 C	301 15	SLEEVE/PLUNGER	S02 16		204 24
RING, SNAP/40 C	204 39	SOLENOID	802 6		P04 23
RING/PISTON SET	303 2	SPACER, HYD, REAR	204 37	WASHER/1. 0	S01 11
RING/PISTON/OV SET	P03 2	SPACER, PUMP. WATER	402 15	WASHER/1. 025	S01 12
	P03 4	SPACER/FUN/19	403 3	WASHER/1. 05	S01 13
RING/SNAP	S03 21	SPRING	301 14	WASHER/1. 075	S01 14
	S03 22		S04 18	WASHER/1. 1	S01 15
RINGGEAR	304 6	SPRING GOVERNOR	502 23	WASHER/1. 125	S01 16
RINK/CONTROL	502 20	SPRING, RETURN	502 28	WASHER/1. 15	S01 17
ROCKERARM	301 9	SPRING, STARTING	502 33	WASHER/1. 175	S01 18
ROCKERSHAFT ASSY	301 8	SPRING/DELIVERYVALVE	S02 3	WASHER/1. 2	S01 19

Alphabetical Index

6004-095-322-00

Description	Fig. Key	Description	Fig. Key	Description	Fig. Key
WASHER/1. 225	S01 20				
WASHER/1. 25	S01 21				
WASHER/1. 275	S01 22				
WASHER/1. 3	S01 23				
WASHER/1. 325	S01 24				
WASHER/1. 35	S01 25				
WASHER/1. 375	S01 26				
WASHER/1. 4	S01 27				
WASHER/1. 425	S01 28				
WASHER/1. 45	S01 29				
WASHER/1. 475	S01 30				
WASHER/1. 5	S01 31				
WASHER/1. 525	S01 32				
WASHER/1. 55	S01 33				
WASHER/1. 575	S01 34				
WASHER/1. 6	S01 35				
WASHER/1. 625	S01 36				
WASHER/1. 65	S01 37				
WASHER/1. 675	S01 38				
WASHER/1. 7	S01 39				
WASHER/1. 725	S01 40				
WASHER/1. 75	S01 41				
WASHER/1. 775	S01 42				
WASHER/1. 8	S01 43				
WASHER/1. 825	S01 44				
WASHER/1. 85	S01 45				
WASHER/1. 875	S01 46				
WASHER/1. 9	S01 47				
WASHER/1. 925	S01 48				
WASHER/1. 95	S01 49				
WASHER/9X22X2	801 4				
WASHER/AIR BLEEDER	S02 2				
WASHER/SK	S03 24				
	S03 25				
	S03 26				
WATERPUMP ASSY	402 1				
YOKE/STARTER ASSY	S03 1				

Alphabetical Index

6004-095-312-00

Description	Fig. Key	Description	Fig. Key	Description	Fig. Key
ADAPTER/255X040 ASSY	504 1	BOLT, JOINT	401 13	CUP/SEALING/28	201 3
ARM/CONTROL	502 29	BOLT, SEMS (S) M8X16	204 47	CUP/SEALING/36	201 4
ARM/FLOATING COMP	502 19	BOLT, SEMS/M10X20	203 3	CUTTER, VALVE	301 5
ARMATURE/STARTE ASSY	S03 5	BOLT, SEMS/M6X12	302 5	CYLINDERBLOCK ASSY	201 1
BALL	101 5		502 15	CYLINDERHEAD ASSY	101 1
BEARING, RB/6002	204 45	BOLT, SEMS/M8X25 7T	104 3	DOWEL	201 21
BEARING, RB/6004	502 13	BOLT/CONNECTINGROD	303 6-A	ELEMENT ASSY	S02 36
BEARING, RB/6203	204 46	BOLT/CRANK	304 10-A	FAN/COOLING	403 1
	502 12	BOLT/FLANGE	304 7	FLANGEBOLT	103 3
BEARING, THRUST CRANK	201 13	BOLT/M6	204 31		103 4
	P02 2		204 32		201 27
	P02 4	BOLT/M6X10	502 17		202 4
BEARING/BALL	S04 6	BOLT/M6X18	502 25		204 5
	S04 11	BOLT/M8X20	502 7-A		204 6
BEARING/CONNECTING R	303 8-A	BOLT/THROUGH	S03 30		204 7
	P02 5-A	BOLT/WASHERHEAD	S02 10		204 8
	P02 6-A	BOLT/WS	401 6		204 9
BEARING/CRANK/LOWER	201 12	BRACKET ROCKER SHAFT	301 12		204 10
BEARING/CRANK/UPPER	201 11	BRACKET, ROCKER SHAFT	301 13		204 12
BEARING/NEEDLE	S03 8	BRUSH	S04 17		204 13
	S03 9	BRUSH/STARTER	S03 2		204 14
BEARING/OILLESS	S03 12	BUSH	S04 15		204 41
	S03 14	CAMSHAFT/INJECTION P	502 9		204 42
	S03 16	CAP, BLANK/30	204 20		204 43
BEARING/WATER PUMP	402 3	CAP, OIL FILLER	102 2		205 2
BEARING/WATERPUMP	402 4	CAP, SEALING	101 2		301 19-A
BEARING/WITH SHOCKAB	S03 13	CARTRIDGE/OILFILTER	401 15		401 11
BELT/VCOGHM34. 0	403 5	CLAMP, STRAINER	401 10		402 13
BODY/NOZZLE HOLDER	S01 2	CLAMP/WIRE/10-15	402 21		402 18
BODY/OILPUMP	401 2	CLIP/HOSE/7. 6-8. 2	503 4		402 24
BODY/WATERPUMP	402 2	CLIP/HOSE/8. 7-9. 3	503 9		402 25
BOLT	101 7	CLUTCH/STARTER ASSY	S03 6		402 29
	201 2	COLLOR	S04 3		403 4
	204 36	CONNECTINGROD ASSY	303 5-A		801 3
	301 18	CONNECTOR, OIL FILTER	201 24		801 5
	401 7	CONNECTOR/FUEL	503 1-A		802 8
	801 8	CONNECTOR/GLOWPLUG	802 5	FLYWEIGHT	502 16
	S04 9	COVER	S03 11	FLYWHEEL	304 5
	S04 10		S04 13	FRAME	S04 12
	S04 19	COVER, BEARING	S04 5	FRAME/COMMUTATOR END	S03 10
	S04 20	COVER, INJ PUMP	201 25	FRAME/DRIVEEND ASSY	S04 7
	S04 21	COVER/CYLINDER HEAD	102 1-A	GASKET	102 5-B
	S04 22	CRANKSHAFT ASSY	304 1		402 8
	S04 24	CUP/SEALING/12	201 7		802 7
BOLT, ADJUST	201 29	CUP/SEALING/16	204 3		P04 5

Alphabetical Index

6004-095-312-00

Description	Fig. Key	Description	Fig. Key	Description	Fig. Key
GASKET	P04 22	INJECTIONPUMP ASSY	502 1	O-RING	P04 21
GASKET, EXH. MANIFOLD	104 2	JOINTT-TYPE 2	503 6	ORING	S02 34
	P04 7	KEY/07X05X09	302 3	O-RING/P 8	502 27
GASKET, INLET MANIFOL	103 2		502 11	O-RING/P15	401 9
	P04 6	KEY/07X05X20	304 4		P04 17
GASKET, NOZZLE	501 3	LEVELGAGE	201 31-A	O-RING/P18	202 3
GASKET, SPACER	402 16	LEVER, CONTROL	502 24	PACKING	204 19
	P04 19	LEVER/PINIONDRIVE	S03 19		401 14
GASKET/COVER	201 26	MANIFOLD (INLET) ASSY	103 1		P04 13
	P04 11	MANIFOLD/EXHAUST	104 1	PIECE, DISTANCE	S01 6
GASKET/CYLINDERHEAD	101 6	METAL, CRANK SET	201 10	PIN	201 17
	P04 3	METAL, CRANK SET 050	P02 1		201 28
GASKET/DELIVERYVALVE	S02 6	METAL, CRANK SET 100	P02 3		304 2
GASKET/GEARCASE	204 26	NIPPLE	201 22	PIN, CONTROL	502 21
	P04 14	NOZZLE ASSY	S01 52	PIN, GROOVE	204 25
GASKET/HOUSING	402 23	NUT	301 17	PIN, NOZZLE HOLDER	S01 3
	P04 20		S01 51	PIN, PISTON	303 3
GASKET/PLATE	204 35		S03 28	PIN/ARM	204 21
	P04 15		S03 29	PIN/IDLEGEAR	201 6
GASKET/WATER PUMP	402 12		S03 34	PIN/INJECTIONPUMP	S02 12
	P04 18		S04 2	PIN/STRAIGHT	201 16
GEAR/CAMSHAFT	302 2		S04 23		401 5
GEAR/CRANK	304 3		S04 25	PIN/TUBE	201 15
GEAR/IDLE ASSY	302 6	NUT, CAP/M 8	204 18		204 40
GEAR/INJECTIONPUMP	502 10	NUT/CAP	102 4	PIPE, OIL	401 12
GEAR/OILPUMP ASSY	401 3	NUT/FLANGE	802 4	PIPE, WATER DRAIN	201 23
GEAR/STARTER PLANETA	S03 17	NUT/M 6	502 26	PIPE/FUEL	503 2
GEAR/STARTERINTERNAL	S03 18	NUT/M08	204 11	PIPE/INJECTION ASSY	501 4
GEARCASE ASSY	204 1		301 20-A		501 5
GENERATOR ASSY	801 1		402 14		501 6
GLOWPLUG	802 3		402 19	PIPE/WATER PUMP	402 11
HANGER	205 1		502 8	PIPE/WATEROUTLET	402 27
HOLDER ASSY	S04 14	NUT/M10	801 6	PISTON	303 1
HOLDER/BRUSH ASSY	S04 16	NUT/M6	201 30	PISTON (OV)	P03 1
HOLDER/DELIVERYVALVE	S02 4		204 33		P03 3
HOLDER/NOZZLE ASSY	S01 1-A		502 30	PISTON/VALVE/RELIEF	204 28
HOLDER/STARTER ASSY	S03 3	NUT/M8	204 17	PLATE	S02 13
HOSE/RUBBER	102 6		S03 32		S03 27
	402 20	NUT/NOZZLERETAINING	S01 5		S04 8
HOSE/RUBBER/160	503 3	NUT/PINIONSTOP	S03 23	PLATE, THRUST	302 4
HOSE/RUBBER/70	503 5-A	OILPAN COMP	202 1	PLATE, THRUST INJPUMP	502 14
HOUSING ASSY	S02 35	OILPUMP ASSY	401 1	PLATE/ADJUST	801 2
HOUSING/STARTER ASSY	S03 7	O-RING	204 38	PLATE/ADJUSTING	S02 11
HOUSING/THERMOSTAT	402 22		402 28	PLATE/FRONT	204 34
INJECTIONNOZZLE ASSY	501 1-A		P04 16	PLATE/REAR	203 1

Alphabetical Index

6004-095-312-00

Description	Fig. Key	Description	Fig. Key	Description	Fig. Key
PLATE/TAPPET/AD 0. 2	S02 25	ROD, PUSH	301 7	SPRING/PUMPLUNGER	S02 18
PLATE/TAPPET/AD 0. 25	S02 29	ROTOR ASSY	S04 4	SPRING/RELIEF VALVE	204 29
PLATE/TAPPET/AD 0. 3	S02 26	ROTOR/OUTER	401 4	SPRING/STARTERBRUSH	S03 4
PLATE/TAPPET/AD 0. 35	S02 30	ROTOR/WATERPUMP	402 6	SPRING/VALVE	301 3
PLATE/TAPPET/AD 0. 4	S02 27	SCREW	S03 33	STARTER ASSY	801 7
PLATE/TAPPET/AD 0. 45	S02 31	SCREW ADJUST	301 16	STOPPER, FULL-LOAD	204 16
PLATE/TAPPET/AD 0. 5	S02 28	SCREW/HOLLOW	S02 1	STRAINER	401 8-A
PLATE/TAPPET/AD 0. 55	S02 32	SCREW/WATER PUMP	402 10	STUD	101 8
PLATE/TAPPET/AD 0. 6	S02 20	SEAL SET/WATER PUMP	402 5		104 4
PLATE/TAPPET/AD 0. 65	S02 33	SEAL, BEARING CAP	201 8		201 19
PLATE/TAPPET/AD 0. 7	S02 21		P04 8		201 20
PLATE/TAPPET/AD 0. 8	S02 22	SEAL, BEARING CAP/7	201 9	STUD/M8X40	201 18
PLATE/TAPPET/AD 0. 9	S02 23		P04 9		402 17
PLATE/TAPPET/AD 1. 0	S02 24	SEAL, CYL. HEAD COVER	102 3	SWITCH/MAGNETIC ASSY	S03 20
PLATE/WATER PUMP	402 9		P04 4	SWITCH/OILPRESSURE	802 1
PLUG	301 11	SEAL, OIL	101 4	SWITCH/OVERHEAT	802 2
PLUG/M14X1. 5	202 2		201 14	TAPPET	301 6
PLUG/PT1/2	101 3		204 4	TAPPET/INJECTIO ASSY	S02 14
PLUG/PT1/8	201 5		P04 2	THERMOSTAT	402 26
	204 2		P04 10	THRUSTPIECE	502 18
PLUG/SCREW	204 23		P04 12	VALVE ASSY	S02 7
POINTER	203 2	SEAL/WATER PUMPPULLE	402 7	VALVE/EXHAUST	301 2
PULLEY	S04 1	SEAT, VALVE SPRING	301 4	VALVE/INTAKE	301 1
PULLEY, WATER PUMP	403 2	SEAT/SPRING/LOWER	S02 19	VALVE/RELIEF ASSY	204 27
PULLEY/CRANK	304 8	SEAT/SPRING/UPPER	S02 17	WASHER	501 2
RACK/CONTROL ASSY	S02 15	SHAFT, CAM	302 1		S01 4
REGULATOR ASSY	S04 26	SHAFT/HYDRAULIC ASSY	204 44		S03 31
RELAY, SOLENOID	802 9	SHAFT/ROCKERARM ASSY	301 10	WASHER / M6	502 31
REPAIR/ENGINE SET	P04 1	SHAFT/STARTER PLANET	S03 15	WASHER, SP/M 6	502 32
RESISTANCE/1. 0	503 8-A	SHIM/INJECTIONPUMP	502 2-A	WASHER/0. 9	S01 7
RING, SNAP	303 4		502 4-A	WASHER/0. 925	S01 8
RING, SNAP/ 4 E	204 22		502 5-A	WASHER/0. 95	S01 9
	502 22		502 6-A	WASHER/0. 975	S01 10
RING, SNAP/12 C	204 30	SHORTBLOCKENGIN ASSY	P01 1	WASHER/08X14X01	204 15
RING, SNAP/16 C	301 15	SLEEVE/PLUNGER	S02 16		204 24
RING, SNAP/40 C	204 39	SOLENOID	802 6		P04 23
RING/PISTON SET	303 2	SPACER, HYD, REAR	204 37	WASHER/1. 0	S01 11
RING/PISTON/OV SET	P03 2	SPACER, PUMP. WATER	402 15	WASHER/1. 025	S01 12
	P03 4	SPACER/FUN/19	403 3	WASHER/1. 05	S01 13
RING/SNAP	S03 21	SPRING	301 14	WASHER/1. 075	S01 14
	S03 22		S04 18	WASHER/1. 1	S01 15
RINGGEAR	304 6	SPRING GOVERNOR	502 23	WASHER/1. 125	S01 16
RINK/CONTROL	502 20	SPRING, RETURN	502 28	WASHER/1. 15	S01 17
ROCKERARM	301 9	SPRING, STARTING	502 33	WASHER/1. 175	S01 18
ROCKERSHAFT ASSY	301 8	SPRING/DELIVERYVALVE	S02 3	WASHER/1. 2	S01 19

Alphabetical Index

6004-095-312-00

Description	Fig. Key	Description	Fig. Key	Description	Fig. Key
WASHER/1. 225	S01 20				
WASHER/1. 25	S01 21				
WASHER/1. 275	S01 22				
WASHER/1. 3	S01 23				
WASHER/1. 325	S01 24				
WASHER/1. 35	S01 25				
WASHER/1. 375	S01 26				
WASHER/1. 4	S01 27				
WASHER/1. 425	S01 28				
WASHER/1. 45	S01 29				
WASHER/1. 475	S01 30				
WASHER/1. 5	S01 31				
WASHER/1. 525	S01 32				
WASHER/1. 55	S01 33				
WASHER/1. 575	S01 34				
WASHER/1. 6	S01 35				
WASHER/1. 625	S01 36				
WASHER/1. 65	S01 37				
WASHER/1. 675	S01 38				
WASHER/1. 7	S01 39				
WASHER/1. 725	S01 40				
WASHER/1. 75	S01 41				
WASHER/1. 775	S01 42				
WASHER/1. 8	S01 43				
WASHER/1. 825	S01 44				
WASHER/1. 85	S01 45				
WASHER/1. 875	S01 46				
WASHER/1. 9	S01 47				
WASHER/1. 925	S01 48				
WASHER/1. 95	S01 49				
WASHER/9X22X2	801 4				
WASHER/AIR BLEEDER	S02 2				
WASHER/SK	S03 24				
	S03 25				
	S03 26				
WATERPUMP ASSY	402 1				
YOKE/STARTER ASSY	S03 1				

Alphabetical Index

1728-095-300-00

Description	Fig. Key	Description	Fig. Key	Description	Fig. Key
ADAPTER ASSY	502 34	ARM/TRUNNION	S01 12	BEARING/BALL	411 7
ADAPTER/G1/4 ASSY	502 32-A	ARM/TRUNNION COMP	208 1-A		412 6
	502 36	ARN/BRAKE/G COMP	307 10	BEARING/THRUST	S01 13
ADAPTER/G3/8 ASSY	502 60	AXLE/FRONT ASSY	408 1	BELT/VB039	312 26
ADAPTER/L/G1/4XR1/4	403 18	BACKPLATE	303 2-A	BELT/VB041	313 26
	403 20		304 7-A	BLOCK/CYLINDER	S01 3
	404 18		304 20-A	BLOCK/PORT	S01 2
	404 20	BAND, WIRE/140	611 16	BLUB/12V-21/5W	P05 5
	501 6		612 22		P06 5
	502 22		613 3	BOLT	103 13
ADAPTER/M16XG1/ COMP	502 64	BAND/CLEANER	104 6		103 16
ADAPTOR/G1/4BM14ASSY	201 4-A	BAND/WIRE/250	611 15		109 8
ADAPTOR/G3/8XM16ASSY	202 13		612 21		202 3
	502 58		P05 14		202 4
ARM	612 35		P06 14		312 29
	613 7	BAR/PTO COMP	312 27		313 29
ARM/BRAKE COMP	303 11		313 27		601 27
	304 29	BATTERY CAP	107 3	BOLT 7T (SP)	101 10
	306 8	BATTERY/44B19R ASSY	107 1	BOLT (S) M10X25	306 3
ARM/BRAKE/PEDAL COMP	306 5	BEARING, RB 6006	203 6		307 3
	307 4		204 6		502 39
ARM/CLEANER COMP	803 3	BEARING, RB/6009	205 12		P06 16-A
	804 3		206 12	BOLT (SP) /M6X16	105 6
ARM/DIFF COMP	205 15	BEARING, RB/6010	205 13		315 7
	206 15		206 13		316 7
ARM/HOOD COMP	601 22	BEARING, RB/6204	S01 14		601 17
ARM/HST COMP	208 10	BEARING, RB/6205	203 13		613 8
ARM/HST/F COMP	209 4		204 13		P04 3
ARM/HST/R COMP	209 13	BEARING, RB/6206SS	312 7		P05 19
ARM/KNUCKLE	409 11		313 7		P06 27
ARM/LIFT COMP	503 5	BEARING/BALL	203 12	BOLT, SEMS	102 18
	504 5		204 12		107 14
ARM/MID/LH/19 COMP	503 18-A		208 28		312 28
ARM/MID/LH/22 COMP	504 18-A		301 12		313 28
ARM/MID/RH/19 COMP	503 19-A		301 18		502 17-A
ARM/MID/RH/22 COMP	504 19-A		301 21-A		502 65
ARM/MIRROR ASSY	P04 2		301 41		601 20
	P05 18		301 47		801 2
	P06 26		301 50		802 2
ARM/NEUTRAL ASSY	208 24		302 12	BOLT, SEMS (SP)	103 5
ARM/PARKING ASSY	309 3		302 18		205 32
ARM/PTOBRAKE ASSY	312 43		302 22		209 2
	313 43		302 41		209 11
ARM/TENSION ASSY	313 19		302 47		407 2
ARM/TENSION/19 ASSY	312 19		302 51		502 57

Alphabetical Index

1728-095-300-00

Description	Fig. Key	Description	Fig. Key	Description	Fig. Key
BOLT, SEMS (SP)	601 13	BOLT/M8X25	205 4	BOLT/SP	P03 8
	613 12		206 4		P04 6
BOLT, SEMS (S)	502 23	BOLT/M8X30	109 10		P05 22
BOLT, SEMS (S) M8X16	207 7		208 13		P06 30
	208 32		301 8	BOOT	611 19
	303 10		301 37		612 25
	304 15		302 8	BRACKET/FRONT COMP	103 15
	304 28		302 37	BRACKET/LAMP COMP	601 11-A
BOLT, SEMS/M8X25 7T	201 8	BOLT/M8X45/7T	312 51	BRACKET/LAMP/NUMBER	P06 19
	301 66		313 51	BRACKET/LEVER COMP	309 1-A
	302 67	BOLT/M8X75	P06 20	BRACKET/MOUNT/L COMP	101 1
BOLT/BATTERY	107 4	BOLT/S	103 18	BRACKET/MOUNT/R COMP	101 2
BOLT/M 8X65	105 2		203 17	BRACKET/MUFFLER/CLEA	103 9-A
BOLT/M06X08/APSET	S02 5		204 16	BRACKET/NEUTRAL	208 19
BOLT/M10X1.25X20	101 3		205 27	BRACKET/RESERVETANK	102 47
	107 15		206 27	BRACKET/VALVE COMP	502 28
BOLT/M10X100	102 37		208 22	BRAKE/110 ASSY	303 1-A
BOLT/M10X20	301 28-A		309 2		304 6-A
	301 57		309 12		304 19-A
	302 29		502 21	BREATHER, TANK CAP	106 7
	302 58		502 67	BULB	611 12
	405 10		P05 16		612 16
	406 10	BOLT/SM/M10X23	208 2	BULB/12V 3W	610 28
BOLT/M10X25	301 3	BOLT/SP	102 30		610 30
	301 32		107 12	BULB/12V/45/40W	608 2
	301 60		202 12	BULB/12V/5W	P05 8
	302 3		205 20		P06 8
	302 32		206 20	BULB/12V21W	P05 3
	302 61		304 5		P06 3
	310 7-A		304 18	BULB/12V5W	P05 4
	311 6-A		314 2		P06 4
	312 2		315 2	BULB/LAMP/14V60MA	610 23
	312 5		316 2	BUSH (18X20X20)	208 25
	313 2		402 3	BUSH, LEVER	102 12
	313 5		405 13	BUSH/10X12X10	405 7
BOLT/M12X25	201 11		406 13		406 7
BOLT/M12X30	503 24		502 8-A	BUSH/15X17X11	312 20
	504 24		502 29		312 44
	P03 2		502 30		313 20
BOLT/M12X35	P02 2		601 7		313 44
BOLT/M12X40	301 62		601 24	BUSH/15X17X25	309 4
	302 63		602 8	BUSH/16X18X15	803 11-A
BOLT/M12X60	P07 2		607 5		804 11-A
BOLT/M6X15	601 10		612 36	BUSH/25X28X25	408 2
BOLT/M8X20	208 20		P01 6	BUSH/68X71X14	S01 17

Alphabetical Index

Description	Fig. Key	Description	Fig. Key	Description	Fig. Key
BUSH/95X100X22	S01 16	CASE/TRANSMISSION/LH	201 1-A	COLLAR/26X32X53	412 7
BUTTON	309 10	CASE/TRANSMISSION/RH	201 6	COLLAR/31X38X11	203 4
CABLE	P03 7	CHUTER/LOWER/LH COMP	801 3-A		204 4
CABLE/ACCELERATOR	108 1		802 3-A	COLLAR/31X38X41	312 6
CABLE/DIFF ASSY	205 28	CHUTER/LOWER/RH COMP	801 8-A		313 6
	206 28		802 8-A	COLLAR/34X26X21	203 11
CABLE/EARTH ASSY	107 11	CHUTER/UPPER/19 COMP	801 1-A		204 11
CABLE/PARKING ASSY	309 16	CHUTER/UPPER/22 COMP	802 1-A	CONNECTOR	102 27
CABLE/PTO/19 ASSY	312 36	CLAMP	102 45		502 24
CABLE/PTO/22 ASSY	313 36		611 13	CONTROLLER/STEERING	402 1
CAP	102 2		612 17	COVER	609 9
	102 40	CLAMP/32	103 12-A		610 5
	607 13	CLAMP/WIRE/09-11	105 16-A	COVER ASSY	104 2
	609 10	CLAMP/WIRE/10-15	102 31	COVER, DUST	403 2
	610 6	CLAMP/WIRE/11-13	105 13		403 8
	S02 1	CLAMP/WIRE/30-38	102 23		404 2
CAP, PTO SHAFT	P01 5	CLAMP/WIRE/36-44	102 24		404 8
CAP, TANK	106 6	CLAMP/WIRE/47-55	104 8	COVER/44X10	409 3
CAP, TIRE VALVE	310 4		104 10	COVER/BATTERY	107 7
	311 4	CLAMP/WORM/14-24	502 10-A	COVER/BRAKE	305 1
	411 4	CLEANER/AIR ASSY	104 1	COVER/CENTER/LH	607 9
	412 4	CLIP	104 5	COVER/CENTER/RH COMP	607 10
CAP/FUSEBOX/5P	611 7	CLIP (B)	107 8	COVER/FRAME/UNDER	407 1
CAP/STEERING	401 2		607 8	COVER/FRONT	602 1
CAP/WHEEL	314 5	CLIP, PIN	503 14	COVER/FRONT/INNER	603 1
	315 5		504 14	COVER/FRONT/LH	604 1
	316 5	CLIP/HOSE/10. 4-11. 1	105 15-A	COVER/FRONT/MESH	602 3-A
	411 9	CLIP/HOSE/11. 9-12. 6	105 8-A	COVER/FRONT/RH	604 2
	412 8		105 10-A	COVER/FRONT/UNDER	602 7
CARTRIDGE	502 56		105 12-A	COVER/FUSE	612 8
CASE	S01 1-A	CLUTCH/DIFFLOCK	205 14	COVER/GPF1	502 13
CASE, DIFF	205 6		206 14	COVER/LOWER ASSY	604 5
	206 6	COLLAR	102 15	COVER/PTO COMP	314 1
CASE/CHAIN/A	301 5	COLLAR, PINION THRUST	205 9		315 1
	301 34		206 9		316 1
	302 5	COLLAR, THRUST	205 11	COVER/SHAFT SET	P01 4
	302 34		206 11	COVER/SWITCH	609 14
CASE/CHAIN/B	301 6	COLLAR/08X12X13	402 5		610 17
	301 35-B		P04 5	CUSHION, RUBBER	103 10
CASE/CHAIN/B/G	302 6		P05 21	CUSHION/RUBBER/10X25	102 34
	302 35		P06 29	CYLINDER ASSY	403 1
CASE/SPACER	301 1	COLLAR/13X17X22	503 38		404 1
	301 30		504 38	CYLINDER ASSY	501 1
	302 1	COLLAR/26X32X24	409 5	DAMPER/OIL ASSY	208 15
	302 30	COLLAR/26X32X53	411 8	DIODE/3. 0A	611 5

Alphabetical Index

1728-095-300-00

Description	Fig. Key	Description	Fig. Key	Description	Fig. Key
DIODE/3.0A	612 5	GEAR/BEVEL/45	204 9	HORN ASSY	611 20
DRUM/BRAKE	303 14	GEAR/INPUT/12 COMP	203 1		612 28-A
	304 1		204 1		612 29
DUST/SEAL ELEMENT	501 5	GEAR/SPUR/23	203 10-A	HOSE/06X10X1650 ASSY	105 14
	S02 4		204 10-A	HOSE/07X12X450 ASSY	105 9
ELEMENT ASSY	104 3	GEAR/SPUR/48	205 1	HOSE/07X12X700 ASSY	105 7
FAN/HST	202 11		206 1		105 11
FENDER COMP	605 1	GRIP, HANDLE	803 12	HOSE/14X22X82	502 9-A
FENDER/G COMP	606 1		804 12	HOSE/290 ASSY	102 25
FILTER/FUEL ASSY	105 1	GRIP/04X12X50	308 2	HOSE/450 ASSY	102 26
FILTER/RETURN ASSY	502 55	GRIP/07X65/OR	108 5	HOSE/CLEANER/INLET	104 7
FILTER/SUCTION COMP	502 1-A	GRIP/ORANGE	309 11	HOSE/CLEANER/OUTLET	104 9
FLANGE/YOKE	109 6-A	GRIP/PTO	312 33	HOSE/HYDRO/1050 ASSY	404 19
FLANGEBOLT	102 13-A		313 33	HOSE/HYDRO/1450 ASSY	502 51-A
	102 33-A	GRIP/SUB	502 43	HOSE/HYDRO/750 ASSY	502 53
	102 48-A	GROMMET	102 16	HOSE/HYDRO/900 ASSY	403 19
	103 11-A		503 30		404 21
	103 19-A		504 30		501 11-A
	609 19-A		605 2	HOSE/HYDRO/950 ASSY	502 26
	610 31-A		606 2		502 52
	611 11	GROMMET/10X30X5	605 4	HOSE/RADIATOR/LOWER	102 22
	611 21		606 4	HOSE/RADIATOR/UPPER	102 21
	612 15	GROMMET/9	503 31	HOSE/RUBBER	102 42
	612 20		504 31		102 44
	612 30	GUIDE	102 4	HOSE/VALVE/800 ASSY	403 21
FLASHER ASSY	612 19		102 5	HST/SXG/21 ASSY	202 1
FRAME/LAMP COMP	P05 15	GUIDE/CHAIN	301 20	HUB	202 8
FRAME/MAIN/19 COMP	405 1		301 49	HUB/28X38X30	503 2-B
FRAME/MAIN/22 COMP	406 1		302 20		504 2-B
FRANGE/YOKE	109 3-A		302 49	HUB/CAP COMP	314 3
FUSE/32V03A	611 2	GUIDE/HOSE	502 66		315 3
FUSE/32V10A	611 3	HARNESS	610 15		316 3
FUSE/32V20A	611 4	HARNESS/BATTERY ASSY	107 9	HUB/HST	203 7
FUSE/BLADE/32V03A	612 2	HARNESS/LAMP	P05 9		204 7
FUSE/BLADE/32V10A	612 3		P06 9	INSULATOR	101 5
FUSE/BLADE/32V20A	612 4	HARNESS/LAMP/G ASSY	P05 13-A		101 11
FUSE/SLOWBLOW	611 6		P06 13-A		102 8
	612 6	HARNESS/MAIN ASSY	611 1		601 3
GASKET	103 2	HARNESS/MAIN/G ASSY	612 1		605 3
	106 8	HARNESS/SAFETY ASSY	613 1		606 3
GAUGE, FUEL	106 9	HITCH/FRONT SET	P03 1		607 2
GAUGE/OILLEVEL	201 10	HOLDER/10	205 31		607 4
GEAR/BEVEL/14	205 10	HOLDER/JE/9-9	304 16		P03 6
	206 10	HOOD COMP	601 1	INSULATOR/10X30X03	106 2
GEAR/BEVEL/45	203 9	HOOD/LAMP	601 14	INSULATOR/15	402 6-A

Alphabetical Index

1728-095-300-00

Description	Fig. Key	Description	Fig. Key	Description	Fig. Key
INSULATOR/15X15X140	102 9	LABEL/PANEL/LH	609 5	METAL/G	204 14
INSULATOR/25X60	405 15	LABEL/PANEL/RH	609 6	METAL/PTO/FRONT	312 4
	405 16		610 26		313 4
	406 15	LABEL/PARKING	903 2	METAL/SLIDE	S01 5
	406 16	LABEL/W/FAN	905 7	METER/HOUR ASSY	609 7
INSULATOR/270	405 12	LABEL/W/RADIATOR	905 4		610 10
	406 12	LABEL/W/STARTER	905 9	MIRROR ASSY	P04 8
	607 12	LABEL/WARNING/BELT	905 8		P05 24
JOINT BALL M08LH	208 6		905 14		P06 32
JOINT BALL M08RH	208 3	LABEL/WARNING/HOT	905 6	MIRROR SET	P04 1
JOINT, BALL	410 2	LAMP/COMBINATIO SET	P05 2		P05 17
JOINT/BALL ASSY	410 4		P06 2		P06 25
JOINT/UNIVERSAL ASSY	109 2-A	LAMP/HEAD ASSY	608 1	MUFFLER COMP	103 1
JOINT/UNIVERSAL SET	109 1-A	LAMP/LIGHT ASSY	610 27	NEEDLE	S01 15
KEY ASSY	609 12	LAMP/NUMBERPLAT SET	P05 7	NET/COVER/LOWER/RH	604 7
	610 8		P06 7	NET/HOOD	601 9
KEY, ROTARY TOP SHAFT	409 12	LAMP/PARKING ASSY	610 29	NET/SIDE/LH	604 6
KEY/08X07X20	312 11	LAMP/X-H SET	P06 1	NIPPLE, GREASE	209 6
	313 11	LAMP/X-L SET	P05 1-A		209 15
KNOB/ADJUST	503 34-C	LEVER/125 COMP	502 40		307 5
	504 34-C	LEVER/ACCELERATOR	108 4		307 21
KNOK	502 16	LEVER/ADJUST COMP	208 21		405 2
LABEL/ADJUST	503 36	LEVER/CLEANER ASSY	803 10-B		405 4
	504 36		804 10-B		406 2
LABEL/BATTERY	905 3	LEVER/PARKING ASSY	309 7		406 4
	905 5-A	LEVER/PTO COMP	312 32		408 3
LABEL/CAUTION/A	905 12-A		313 32		503 3
LABEL/CAUTION/B	905 13	LEVER/UNLOAD ASSY	207 1-A		504 3
LABEL/CE	905 1	LEVER/UNLOAD COMP	207 3	NIPPLE, GREASE/PT1/4	403 4
LABEL/CONTROL/PARKIN	904 2	LEVER/VALVE/MID COMP	502 41		403 10
LABEL/CONTROL/SUBCON	903 4	LEVER/VALVE/SID COMP	502 42-A		404 4
	904 4	LINING	303 4-A		404 10
LABEL/DIFF	903 3		304 9-A	NIPPLE, GREASE/PT1/8	408 8
	904 3		304 22-A	NUT	102 35
LABEL/FUEL	905 11-A	LINING/11X40X03	108 6		103 3
LABEL/FUSE	611 8	LINING/PTOBRAKE COMP	312 48		107 10
	612 7		313 48		108 9
LABEL/GAUGE	503 42	LINK/LOWER COMP	503 9-A		208 4
	504 42		504 9-A		208 9
LABEL/LH	610 25	LINK/UPPER/19 COMP	503 11		208 14
LABEL/LIFT/MOWER	903 1	LINK/UPPER/22 COMP	504 11		303 12
	904 1	LINKPIN	P03 5		304 30
LABEL/METER	609 4	MAT/LH	607 6		306 12
LABEL/METER/HM	610 24	MAT/RH	607 7		307 15
LABEL/NOISE/LWA/103	905 2-A	METAL/BRAKE	203 14		312 52

Alphabetical Index

1728-095-300-00

Description	Fig. Key	Description	Fig. Key	Description	Fig. Key
NUT	313 52	NUT/M6	313 49	ORNAMENT/ISEKI/LH	902 1
	410 3		502 31	ORNAMENT/ISEKI/RH	901 2
	503 10		601 21		902 2
	503 35-A		611 14	ORNAMENT/SXG19	901 5
	504 10		612 12	ORNAMENT/SXG22	902 5
	504 35-A		612 18	PACKING	102 7
	601 12		613 5		102 29
	601 15		101 6		102 41
	610 13		208 7		610 11
	611 18		306 14		S02 6
	612 24		307 17	PACKING/PISTON	403 11
	NUT, ADAPTER/AN06		P01 2	NUT/SM/LH/M12X1.25	410 5
NUT, CASTLE/M16X1.5	408 5	NUT/WASHER	101 12	PAD/20	613 11
NUT, LOCK	612 27		208 16	PAD/25	405 9
NUT, RING	S02 2		208 35		406 9
NUT, RING/M28X1.0	609 11		405 14	PAD/50	102 11
	610 7		406 14		405 8
NUT, SLOTTED	403 3		601 8		406 8
	403 9		601 23	PAD/BRAKE	306 2
	404 3		601 28		307 2
	404 9		605 8	PAD/HST/OR	209 3
NUT, SPEED	602 4		606 8	PAD/OR	209 12
NUT, SPEED/P4	604 8		P03 9	PAD/PS	402 4-A
NUT, U/M8	801 14		P05 6	PANEL/MONITOR	609 3
	802 14		P06 6		610 3
NUT/5/8-18UNF	402 2		P06 22-A	PANEL/RADIATOR COMP	102 32-A
NUT/A/M12	609 15	0-RING	502 15	PANEL/SWITCH ASSY	609 1
	610 18		502 25	PANEL/SWITCH COMP	609 2
NUT/ADJUST	503 37	0-RING/G50	203 16	PANEL/SWITCH/HM ASSY	610 1
	504 37		204 15	PANEL/SWITCH/HM COMP	610 2
NUT/B/M12	609 18	0-RING/G60	203 8	PEDAL/BRAKE	306 1
	610 21		204 8	PEDAL/BRAKE COMP	307 1
NUT/M10	102 38	0-RING/P14	202 14	PEDAL/DIFF	205 25
	310 10		502 59		206 25
	311 9		502 61	PEDAL/DIFF COMP	205 21
NUT/M12	409 15	0-RING/P16	502 20		206 21
	P07 3	0-RING/P24	205 17	PEDAL/HST/F COMP	209 1
NUT/M12X1.25	409 9		206 17	PEDAL/HST/RH COMP	209 10
	410 6	0-RING/P28	502 7-A	PIN	201 7
NUT/M16	312 15	0-RING/P44	S02 3		202 2
	313 15	ORNAMENT/I	901 3		205 2
NUT/M6	102 19		902 3		205 3
	107 5	ORNAMENT/ISEKI/130	901 4		206 2
	107 6		902 4		206 3
	312 49	ORNAMENT/ISEKI/LH	901 1		301 2

Alphabetical Index

1728-095-300-00

Description	Fig. Key	Description	Fig. Key	Description	Fig. Key	
PIN	301 7	PIN, SPLIT/3X30	503 21	PIN/TENSION	312 40	
	301 31		504 21		313 16	
	301 36		803 5		313 40	
	301 59		803 14		PINION/BEVEL/12	205 8
	302 2		804 5			206 8
	302 7		804 14		PIPE	102 43
	302 31		408 7		PIPE/CHARGE COMP	502 63
	302 36		202 9		PIPE/FILTER COMP	502 62
	302 60		409 7		PIPE/RETURN COMP	502 54-A
	PIN, SPLIT/2 X10		108 3		PIN, SPRING/6 X32 W	803 2
PIN, SPLIT/2 X20	208 17		804 2	PISTON	501 2	
	306 17	PIN/05X17	502 48		S01 6	
	307 20	PIN/05X63	502 45	PLATE (PARKING) COMP	308 1	
	309 15	PIN/08X19	208 29	PLATE, SWITCH	611 24	
	503 44	PIN/10X21	205 16		612 33	
	504 44		206 16	PLATE/BAR	801 13	
PIN, SPLIT/2. 5X15	205 30	PIN/10X29	803 7		802 13	
	206 30		804 7	PLATE/BUMPER	P02 1	
	309 18	PIN/12X33	503 12	PLATE/CAUTION	102 46	
PIN, SPLIT/2. 5X20	207 6		503 15	PLATE/CLEANER/1 COMP	803 1	
	208 30		504 12	PLATE/CLEANER/2 COMP	804 1	
	209 9		504 15	PLATE/I/16X192	209 16	
	312 35	PIN/12X48	205 22	PLATE/I/53X70 COMP	503 29	
	312 39		206 22		504 29	
	313 35		503 6	PLATE/IR/18X50 COMP	604 3	
	313 39		504 6	PLATE/L/110X19	P06 15-A	
	410 8	PIN/15X58	501 8	PLATE/PTO	315 6	
	PIN, SPLIT/2. 5X25	209 18	PIN/15X74	501 7		316 6
		503 27	PIN/16X78	503 22	PLATE/SEAL COMP	405 11
	503 40		504 22		406 11	
	504 27	PIN/30X120 COMP	P03 4	PLATE/SPRING	S01 22	
	504 40	PIN/8X36	605 5	PLATE/SWASH	S01 4	
PIN, SPLIT/3 X20	205 24		606 5	PLATE/SWITCH	613 10	
	206 24	PIN/GROOVE	208 11	PLATE/VALVE/MOTOR	S01 9	
	308 4		306 6	PLATE/VALVE/PUMP	S01 8	
	403 17		306 9	PLUG	102 28	
	404 17		307 11		502 38	
	503 8	PIN/LEVER COMP	207 2	PLUG, OIL	201 9	
	503 17	PIN/PIVOT	408 4	PLUG/SCREW/SEAL	201 2	
	504 8	PIN/SNAP	106 5		201 3	
	504 17		502 47		301 9	
	803 8		502 50		301 10	
804 8		605 6		301 38		
PIN, SPLIT/3 X25	409 10		606 6		301 39	
PIN, SPLIT/3X30	501 10	PIN/TENSION	312 16		301 58	

Alphabetical Index

1728-095-300-00

Description	Fig. Key	Description	Fig. Key	Description	Fig. Key
PLUG/SCREW/SEAL	302 9	RING, SNAP/25 C	301 45	ROLLERCHAIN	301 19
	302 10		302 16		301 48
	302 38		302 45		302 19
	302 39		203 3		302 48
	302 59		204 3		607 14
PLUG/SEAL/25	204 19		301 26-A	SCREW	610 12
POPPET/CHECK/0.5	S01 23		301 27		612 10
POPPET/CHECK/1.3	S01 24		301 55	SCREW/M03X20	611 23
POPPET/RELIEF	S01 21		301 56		612 32
POST/STEERING ASSY	405 6		302 27	SCREW/M8X30	307 8
	406 6		302 28	SCREW/P	102 6
PROTECTOR	102 3		302 56	SCREW/SP	314 4
PULLEY/FT80X47	312 21		302 57		315 4
	313 21	RING, SNAP/52 C	301 13		316 4
PULLEY/V2B104	312 1		301 42		607 11
	313 1		302 13	SCREW/SP/M06X16	604 4
PULLEY/V2B155	312 12		302 42		604 14
	313 12	RING/O	202 7	SCREW/SP/M06X20	604 11
PUMP/FUEL ASSY	105 5-A		403 14	SCREW/TAPPING/6X16	602 2
PUMP/GEAR ASSY	502 11		404 14	SEAL, OIL/TC15257	502 14
PUMP/GEAR SET	502 12		502 33	SEAL, OIL/TC20408	302 21
RADIATOR ASSY	102 1		502 37		302 50
REFLECTOR ASSY	P05 10	RING/SNAP	312 8	SEAL, OIL/TC25407	203 15
	P06 10		313 8	SEAL, OIL/TC284511	301 14
RELAY ASSY	611 10	RING/SNAP/R62	301 22-A		301 43
	612 14		301 51		302 14
RELAY/4P ASSY	611 9		302 23		302 43
	612 13		302 52	SEAL/10X10X500	604 9
RELAY/5P ASSY	613 2	ROD	309 8	SEAL/15X15X380	102 10
RESERVETANK ASSY	102 39	ROD PACKING	501 4	SEAL/20X20X100	601 4
RIM/WHEEL/FRONT COMP	412 3	ROD/08X195	503 41	SEAL/30X20X350	604 12
RIMVALVE ASSY	310 3-A		504 41	SEAL/70X20X680	601 2
	411 3-A	ROD/08X80	309 13	SEAL/DUST	403 6
RING, SNAP/15 C	309 6	ROD/CLEANER/19 COMP	803 6		403 13
	312 22	ROD/CLEANER/22 COMP	804 6		404 6
	312 25	ROD/HST/F	209 7		404 13
	312 47	ROD/M08/LHX60	306 15	SEAL/OIL	301 23-A
	313 22		307 18		301 52
	313 25	ROD/M08X172	307 14		302 24
RING, SNAP/16 C	313 47	ROD/M08X64	208 5		302 53
	303 16	ROD/M08X67	306 11	SEAL/ROD	403 5
	304 3	ROD/M08X85	208 34		403 12
RING, SNAP/18 C	208 27	ROD/PISTON ASSY	403 7		404 5
RING, SNAP/20C	209 20		404 7		404 12
RING, SNAP/25 C	301 16	ROD/TIE/M12X535	410 1	SHAFT, DIFF. PINION	205 7

Alphabetical Index

1728-095-300-00

Description	Fig. Key	Description	Fig. Key	Description	Fig. Key
SHAFT, DIFF. PINION	206 7	SPRING, DISK	108 7	STAY/BRAKE/RH COMP	304 17
SHAFT/ADJUST COMP	503 26-A	SPRING/CLIP	801 7	STAY/CASE COMP	301 64
	504 26-A		801 12		302 65
SHAFT/BRAKE	306 4		802 7	STAY/DIFFCABLE	205 19
SHAFT/BRAKE/G COMP	307 12		802 12		206 19
SHAFT/CAM	303 3-A	SPRING/HC021	S01 20	STAY/FUSEBOX COMP	612 11
	304 8-A	SPRING/HC022	307 7	STAY/MIRROR COMP	P04 4
	304 21-A	SPRING/HC030	S01 19		P05 20
SHAFT/DIFF	301 11-A	SPRING/HC053	S01 18		P06 28
	301 40	SPRING/HC084	503 32	STAY/ROD	208 31
SHAFT/DIFF/G	302 11		504 32	STAY/SWITCH COMP	613 4
	302 40	SPRING/HE036	303 5	STEP/LH COMP	607 1
SHAFT/HST COMP	208 12		304 10	STEP/RH COMP	607 3
SHAFT/LIFT COMP	503 1-A		304 23	STOPPER	205 26
	504 1-A	SPRING/HE060	306 10		206 26
SHAFT/PTO/FRONT SET	P01 1		307 13	STOPPER COMP	101 9
SHAFT/PTO/MID	312 9	SPRING/HE068	306 7	STOPPER, PISTON	501 3
	313 9		307 9	SUCTION/OUT COMP	502 19
SHAFT/PUMP	S01 10	SPRING/HE074	205 18	SWITCH (STARTER) ASSY	609 8
SHAFT/WHEEL COMP	301 24-A		206 18		610 4
	301 53	SPRING/HE107	801 4	SWITCH, HEAD LAMP	609 13
	302 25		801 9		610 16
	302 54		802 4	SWITCH, MERIT	611 22
SHAFT/YOKE	109 5-A		802 9		612 31
SHIM, A/0.5	409 16	SPRING/HE110	208 33	SWITCH, STOP	612 26
SHIM, A/1.0	409 17	SPRING/HE138	312 37	SWITCH/COMBINATION/E	610 9
SHIM/0.2	203 5		313 37	SWITCH/HAZARD ASSY	610 22
	203 18	SPRING/HT013	308 5	SWITCH/LEVER ASSY	612 34
	204 5	SPRING/HT014	207 4		613 6
	204 17	SPRING/HT032	312 23	SWITCH/PUSH SET	611 17
SHIM/0.6	203 19		313 23		612 23
	204 18	SPRING/HT033	312 45	TANK/FUEL	106 1
	301 61		313 45	TAPE/10X20	P05 12
	301 65	SPROCKET/11	301 15		P06 12
	302 62		301 44	THRUST	409 4
	302 66		302 15	TIRE/16X6.50-8 ASSY	411 1-A
SHIM/0.6/B	103 7		302 44	TIRE/210/60D-8	412 2
SHIM/0.9	S01 7	SPROCKET/29	301 17	TIRE/210/60D-8 ASSY	412 1
SHROUD	102 17-A		301 46	TIRE/23X10.50-1 ASSY	310 1-A
SLEEVE/YOKE	109 4-A		302 17	TIRE/250/60D-14	311 2
SPACER COMP	601 19		302 46	TIRE/250/60D-14 ASSY	311 1
SPINDLE/KNUCKLE/LH	409 1	STAY COMP	613 9	TOOL/FUSE	612 9
SPINDLE/KNUCKLE/RH	409 2	STAY/ADJUST	503 23	TRIM/188	102 36
SPRING	309 9		504 23	TRIM/1X6X360	601 5
	601 6	STAY/BRAKE/LH COMP	304 4	TRIM/200	602 6

Alphabetical Index

1728-095-300-00

Description	Fig. Key	Description	Fig. Key	Description	Fig. Key
TUBE/15	502 44	WASHER /M12	504 7	WASHER, SP/M 6	405 3
TURNBUCKLE/M8	306 13		504 16-A		405 5
	307 16		504 28		406 3
TYRE/TURF/16-8	411 2-A		504 33		406 5
TYRE/TURF/23-12	310 2-A		504 39		503 4
VALVE	104 4		601 25		504 4
VALVE/1S-2D ASSY	502 27		P02 4	WASHER, SP/M 8	101 7
VALVE/RIM	311 5	WASHER, ADAPTER/AW06	P01 3		105 3
	412 5	WASHER, BINDING SHAFT	106 4		205 5
WASHER	102 14		P06 21-A		206 5
	312 13	WASHER, LOCK/M12	409 13		208 8
	312 24	WASHER, PL/M 4	P05 11		801 15
	312 46		P06 11		802 15
	313 13	WASHER, PL/M 8	101 8	WASHER, SP/M10	101 4
	313 24		105 4		103 17
	313 46		106 3		107 16
	502 46		205 29		109 9
	502 49		206 29		202 5
	609 17		207 5		303 13
	610 14		208 18		304 31
	610 20		209 8		310 8
WASHER / M16	303 15		209 17		310 11
	408 6		306 16		311 7
	503 20		307 19		311 10
	504 20		309 14		312 3
	803 4		309 17		312 30
	803 13		312 38		313 3
	804 4		313 38		313 30
	804 13		503 43	WASHER, SP/M12	201 12
WASHER / M6	108 2		504 43		301 63
	209 5		601 16		302 64
	209 14		601 18		312 17
	307 6		605 7		312 41
WASHER /M12	201 13		606 7		313 17
	205 23		801 5		313 41
	206 23		801 10		403 15
	312 18		802 5		404 15
	312 42		802 10		410 7
	313 18	WASHER, PL/M14	309 5		503 25
	313 42		501 9		504 25
	503 7	WASHER, PL/M18	409 6		P02 3
	503 16-A	WASHER, PULLEY	409 8		P03 3
	503 28	WASHER, SP/M 6	307 22	WASHER, SP/M16	312 14
	503 33		312 50		313 14
	503 39		313 50	WASHER/12X26X04	601 26

Alphabetical Index

Description	Fig.	Key	Description	Fig.	Key
WASHER/13X18X01	609	16			
	610	19			
WASHER/13X35X5	409	14			
WASHER/17X22X03	304	2			
WASHER/18X26X02	208	26			
WASHER/24X9X3. 2	208	23			
WASHER/30X45X2	312	10			
	313	10			
WASHER/31X42X01	301	25-A			
	301	54			
	302	26			
	302	55			
WASHER/31X42X1	203	2			
	204	2			
WASHER/6X14X3	602	5			
WASHER/6X24X2	P04	7			
	P05	23			
	P06	31			
WASHER/LOCK	103	4			
WASHER/M10	107	17			
	108	8			
	202	6			
	301	4			
	301	33			
	302	4			
	302	33			
	308	3			
	310	9			
	310	12			
	311	8			
	311	11			
	312	31			
	312	34			
	313	31			
	313	34			
	803	9			
804	9				
WASHER/M20	209	19			
WEIGHT/15 SET	P07	1			
WHEEL/12XW7 COMP	310	5-A			
WHEEL/14X7JA COMP	311	3			
WHEEL/8XW5. 4 COMP	411	5-A			
WHEEL/STEERING ASSY	401	1			
WIRE, LEAD	107	13-A			