


PARTS CATALOGUE

KSS500 - 1

ISEKI POWER TILLER

1300-098-0070-0

June 1979



HOW TO USE THIS PARTS CATALOGUE

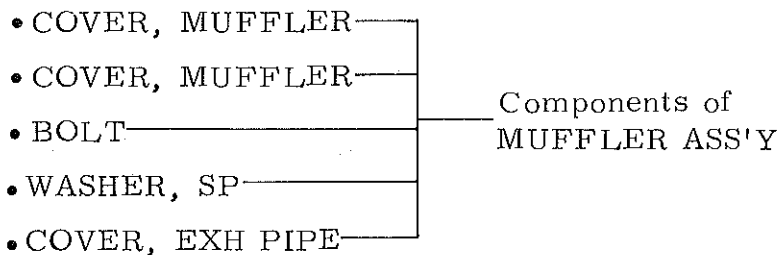
CATALOGUE CONSTRUCTION

Ref. No. Réf. No.	Parts No. Pièces No.	Description Désignation	Q'ty Quant.	Remarks Remarques
A	B	C	D	E

- A. Ref. No. : It is a reference number to find parts in the drawings.
- B. Parts No. : Every part has its own 12-digit code number with which it is computer-controlled.
Parts which have "V" at their code numbers' head are purchasable in the market.
- C. Description : Names, sizes, functions and other meanings of parts are found in this column.
"LH" and "RH" of parts are given by facing to the tractor-moving-forward direction or looking at them mounted on the tractor.
Components of an assembled part (ASS'Y or SET) are listed set in from ASS'Y or SET name and headed with " • " as in the following example:

(Example)

MUFFLER ASS'Y



Abbreviations which are used in this column are explained in Table page 4.

- D. Q'ty : This column specifies the quantity of a part required for one tractor. "AR" is the abbreviation of "AS REQUIRED."

E. REMARKS

: Additional notices are said here if any.

Explanation of symbols:

" ★ " shows parts made to order.

" △ " shows parts not sold as a single parts.

" ※ " shows parts are not always in stoch. requiring considerably long time before their delivery.

REQUESTS ON ORDERING PARTS:

Code No. , Parts Name, and Quantity should be typed clearly and correctly on your order sheet without fail. Especially wrong code numbers which are computer-controlled may result in wrong delivery of parts.

ABBREVIATIONS

ABBREVIATIONS	ORIGINAL WORDS	ABBREVIATIONS	ORIGINAL WORDS
ASSY	ASSEMBLY	RH	RIGHT HAND
CYL	CYLINDER	SP	SPRING
LH	LEFT HAND	TB	THRUST BALL
PL	PLAIN	F	FRONT
RB	RADIAL BALL	R	REAR

COMMENT LIRE LE CATALOGUE

AGENCEMENT DU CATALOGUE

Ref. No. Réf. No.	Parts No. Pièces No.	Description Désignation	Q'ty Quant.	Remarks Remarques
A	B	C	D	E

A. Réf. No. : C'est un numéro de référence pour trouver les pièces dans les plans.

B. Pièces No. : Chaque pièce possède son propre numéro de code à 12 chiffres avec lequel elle peut être contrôlée par ordinateur.
Les pièces comportant un "V" dans leur numéro de code en tête sont procurable sur le marché.

C. Désignation : La désignation, les dimensions, les fonctions et autres renseignements sur la pièces sont indiqués dans cette colonne.
Quand les côtés "Gauche" et "Droit" des pièces sont spécifiés, on doit alors regarder dans la direction d'avancement en avant du tracteur ou bien en étant monté sur le tracteur.
Les pièces constituantes d'un ensemble (ENSEMBLE ou JEU) sont énumérées sous la désignation de l'ENSEMBLE ou du JEU en question et précédées d'un " • " comme dans l'exemple suivant:

(Exemple)

Silencieux

- Protecteur
 - Protecteur
 - Vis
 - Rondelle frein
 - Protege pipe
- } Pièces Composantes de l'Ensemble de Silencieux

Les abréviations utilisées dans cette colonne sont expliquées dans le tableau à la page 4.

D. Quant. : Cette colonne spécifie les quantités d'une pièce requise pour chaque section donnée. "AR" est une abréviation signifiant "SUIVANT LES BESOINS".

- E. REMARQUES : On trouvera ici des observations utiles s'il y a lieu.
Explications des symboles:
- " ★ " indique des pièces fabriquées sur commande.
 - " △ " indique des pièces qui ne sont pas vendues séparément.
 - " ※ " Les pièces marquées dans la colonne des remarques, ne sont pas toujours disponibles en stock, et demandent beaucoup de temps avant de pouvoir être livrées.

INDICATIONS POUR LA COMMANDE DES PIÈCES:

Le No. de code, la désignation de la pièce, et la quantité voulue devront être indiqués clairement à la machine à écrire sans erreur ou omission sur la feuille de commande.
On notera en particulier que des numéros de code erronés enregistrés à la commande par ordinateur risquent d'entraîner des erreurs à la fourniture des pièces.

CONTENTS
TABLE DES MATIERES

ENGINE
Moteur

Fig.	E-1	ENGINE	1
		Moteur	
Fig.	A-1	AIR CLEANER	6
		Filtre a air	
Fig.	C-1	CARBURETOR	7
		Carburateur	
Fig.	F-1	FILTER	8
		Decanteur	
Fig.	M-1	MAGNETO	9
		Volant magnetique	

CHASSIS
Châssis

Fig.	1	BONNET AND FUEL TANK	11
		Reservoir & capot	
Fig.	2	FRAME AND FENDER	15
		Longeron & garde-bove	
Fig.	3	MAIN GEAR CASE	19
		Boitier de reducteur	
Fig.	4	TRANSMISSION GEAR	23
		Reducteur	
Fig.	5	SHIFTER	27
		Fourchettes	
Fig.	6	TENSION AND BRAKE SYSTEM	29
		Embrayage & frein	
Fig.	7	HANDLE FRAME	33
		Mancherons	
Fig.	8	CONTROL LEVER	37
		Commandes	
Fig.	9	WHEEL	41
		Roues	
Fig.	10	RECOIL STARTER	45
		Lanceur	
Fig.	11	COUNTER CHAIN CASE	47
		Chaine intermediaire	
Fig.	12	ROTARY CHAIN CASE	49
		Transmission de rotobineuse	
Fig.	13	ROTARY FRAME AND REAR WHEEL	53
		Enveloppe de rotobineuses & roue de profondeur	
Fig.	14	ROTARY PIPE	57
		Fraise	
Fig.	15	TOOLS	59
		Outils	

N.R.H (F40, 60, 80, 100)

Fig. 16	ROTARY BELT DRIVE	63
	Courroie intermediaire	
Fig. 17	BACKPROOF DEVICE	65
	Mechanisme de securite	
Fig. 18	ROTARY CHAIN CASE	67
	Transmission de rotobineuse	
Fig. 19	ROTARY SHIFTER	69
	Enbrayage de rotobineuse	
Fig. 20	ROTARY PIPE	71
	Fraise	
Fig. 21	ROTARY FRAME	73
	Enveloppe de rotobineuses	
	INDEX	76
	Index	



December 1980

REVISED PARTS LIST FOR KS500-1E (ENGINE)

This is a revised list for engine (Page 1~9) to be used immediately upon receipt and be sure to destroy all your old parts list issued June 1979 (Book No.1300-098-0070-0) but reserve the cover and list for chassis (Page 11~81) for this use. Never use old parts list when ordering to ensure correct supply of parts. Reprinting of this parts list was due to tremendous modifications made during this past years since the production of this models.

ISEKI & CO., LTD.

No.1300-098-0071-0



ENGINE

KF521-A

Moteur

KF521

f o r

KS500-1E

p o u r

CONTENTS
TABLE DES MATIERES

ENGINE
Moteur

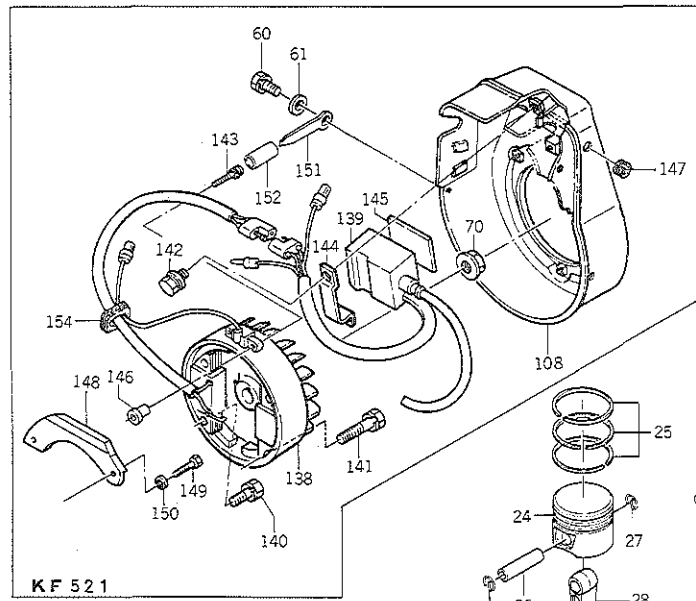
Fig.	E-1	ENGINE (KF521-A, KF521)	1
		Moteur (KF521-A, KF521)	
Fig.	A-1	AIR CLEANER (for KF521-A)	7
		Filtre a air (pour KF521-A)	
Fig.	A-2	AIR CLEANER (for KF521)	8
		Filtre a air (pour KF521)	
Fig.	C-1	CARBURETOR (for KF521-A)	9
		Carburateur (pour KF521-A)	
Fig.	C-2	CARBURETOR (for KF521)	11
		Carburateur (pour KF521)	
Fig.	F-1	FILTER	13
		Decanteur	
Fig.	M-1	MAGNETO	14
		Volant magnetique	

NOTE)

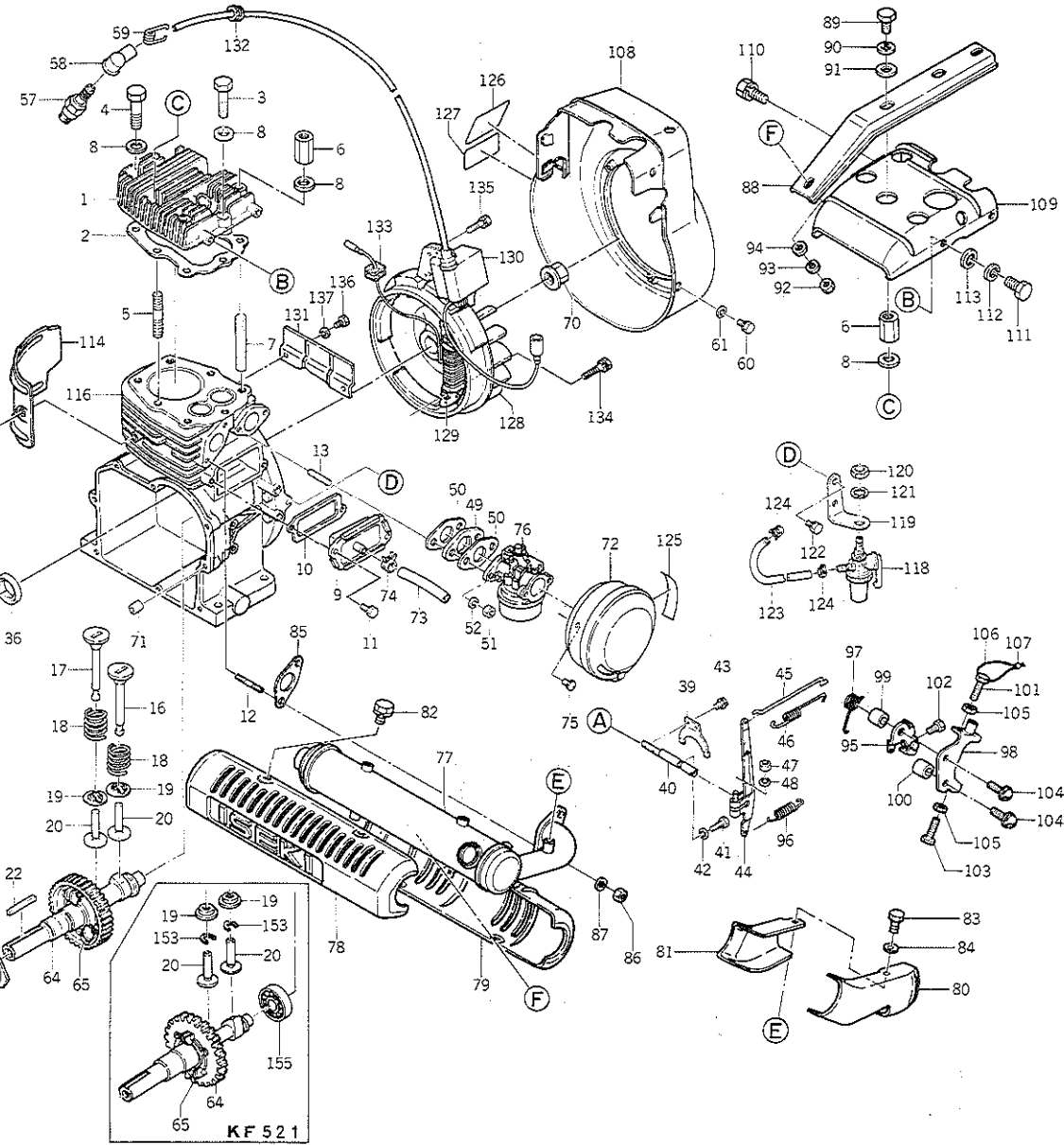
** Marked parts in the column remarks, are not always in stock, requiring considerable time for their delivery.*

NOTA)

** Les pièces marquées dans la colonne des remarques, ne sont pas toujours disponibles en stock, et demandent beaucoup de temps avant de pouvoir être livrées.*



KF 521



KF 521

Fig. E-1
ENGINE (KF521-A, KF521)
Moteur (KF521-A, KF521)

Ref. No. Réf. No.	Part No. Pièces No.	Description Désignation	Q'ty Quant.		Remarks Remarques
			KF 521-A	KF 521	
1	5154-701-111A-X	HEAD, CYL. Culasse	1		315470-1111A
	5153-701-1110-0	HEAD, CYL. Culasse		1	315370-1111-00
2	5142-501-121B-X	GASKET, HEAD Joint de cylindre	1	1	314250-1121B
3	5110-G10-40XX-X	BOLT/M10×40 Vis	1	1	110G1040
4	5110-G10-45XX-X	BOLT/M10×45 Vis	2	2	110G1045
5	5171-G10-30XX-X	STUD Goujon	2	2	171G1030
6	5182-911-1830-0	NUT, LONG Ecrou colonne	4	4	318291-1183-00
7	5142-501-1850-0	STUD Goujon	2	2	314250-1185-00
8	5410-B10-00XX-X	WASHER, PL/M10 Rondelle	7	7	410B1000
9	5154-701-231A-X	COVER, INSPECTION Couvercle	1		315470-1231A
	5142-501-2310-7	COVER, INSPECTION Couvercle		1	314250-1231-07
10	5142-501-2320-0	GASKET Joint	1	1	314250-1232-00
11	5180-B06-12XX-X	BOLT/M6×12 Vis	2	2	180B0612
12	5171-G08-18XX-X	STUD Goujon	2	2	171G0818
13	5171-G06-22XX-X	STUD Goujon	2	2	171G0622
14	5180-B06-12XX-X	BOLT/M6×12 Vis	1	1	180B0612
15	5411-B06-00XX-X	WASHER, PL/M6 Rondelle	1	1	411B0600
16	5154-002-111A-X	VALVE, INLET Soupape admission	1		315400-2111A
	5142-502-1110-0	VALVE, INLET Soupape admission		1	314250-2111-00
17	5154-702-112A-X	VALVE, EXH. Soupape echappement	1		315470-2112A
	5142-502-1120-0	VALVE, EXH. Soupape echappement		1	314250-2112-00
18	5154-702-113A-X	SPRING, VALVE Ressort, soupape	2		315470-2113A
	5153-702-1130-0	SPRING, VALVE Ressort, soupape		2	315370-2113-00
19	5154-702-116A-X	SEAT, SPRING Siege, ressort	2		315470-2116A
	5135-502-1160-0	SEAT, SPRING Siege, ressort		2	313550-2116-00
20	5142-502-2110-0	TAPPET Poussior	2	2	314250-2211-00
21	5136-502-3710-0	KEY Clavette	1	1	313650-2371-00
22	5511-A05-40XX-X	KEY Clavette	1	1	511A0540
23	5180-B08-25XX-X	BOLT/M8×25 Vis	1	1	180B0825
24	5142-503-1110-6	PISTON Piston	1	1	314250-3111-06
25	5142-503-0100-0	PISTON RING SET Jeu de segments	1	1	314250-3010-00
26	5154-703-121A-X	PIN, PISTON Axe de piston	1		315470-3121A
	5135-503-1210-0	PIN, PISTON Axe de piston		1	313550-3121-00
27	5132-523-1220-0	RING, SNAP Jonc d'arret	2	2	313252-3122-00
28	5142-503-2400-0	ROD, CONN ASSY Tige de bie bielle	1	1	314250-3240-00
29	5154-703-245A-X	•BOLT, CONN ROD Vis	2		315470-3245A
	5135-503-2450-0	•BOLT, CONN ROD Vis		2	313550-3245-00
30	5135-503-2480-0	WASHER, LOCK Rondelle d'arret speciale	1	1	313550-3248-00
31	5142-504-1240-0	GASKET Joint	1	1	314250-4124-00

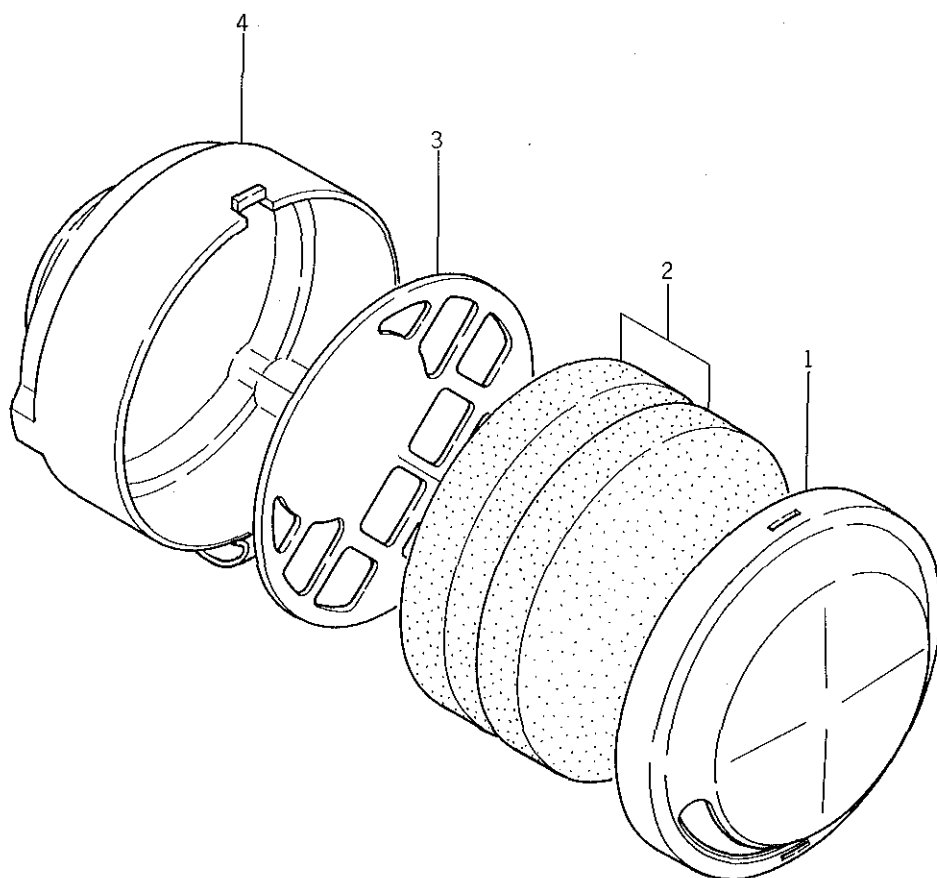
Ref. No. Réf. No.	Part No. Pièces No.	Description Désignation	Q'ty Quant.		Remarks Remarques
			KF 521-A	KF 521	
32	5186-B06-32XX-X	BOLT/M6×32 Vis	6	6	186B0632
33	5186-B06-42XX-X	BOLT/M6×42 Vis	2	2	186B0642
34	5601-A62-05XX-X	BEARING, RB/6205 Roulement radial	1	1	601A6205
35	5601-A63-05XX-X	BEARING, RB/6305 Roulement radial	1	1	601A6305
36	5144-014-231B-X	SEAL, OIL Bague d'étancheite	1		314401-4231B
	5142-504-2310-0	SEAL, OIL Bague d'étancheite		1	314250-4231-00
37	5142-504-2350-0	SEAL, OIL Bague d'étancheite	1	1	314250-4235-00
38	5142-505-1210-0	SLEEVE, GOVERNOR Butee de regulateur	1	1	314250-5121-00
39	5142-505-1220-0	TIP, GOVERNOR Embout	1	1	314250-5122-00
40	5142-505-1230-0	SHAFT, GOVERNOR Axe de regulateur	1	1	314250-5123-00
41	5154-705-124A-X	BOLT, SHAFT STOP Vis	1	1	315470-5124A
42	5151-921-2330-0	GASKET Joint	1	1	315192-1233-00
43	5232-B04-06AX-X	SCREW/M4×6 Vis	2	2	232B0406A
44	5142-505-2110-0	ARM, GOVERNOR Bras de regulateur	1	1	314250-5211-00
45	5154-705-231A-X	LINK, GOVERNOR Timonerie de regulateur	1	1	315470-5231A
46	5142-505-2320-0	SPRING, LINK Ressort de timonerie	1	1	314250-5232-00
47	5311-B06-00XX-X	NUT/M6 Ecrou	1	1	311B0600
48	5461-F06-00AX-X	WASHER, SP/M6 Rondelle frein	1	1	461F0600A
49	5151-926-181A-X	INSULATOR, CARBURETOR Isolateur, carburateur	1	1	315192-6181A
50	5154-706-184A-X	GASKET Joint	2	2	315470-6184A
51	5312-B06-00XX-X	NUT/M6 Ecrou	2	2	312B0600
52	5411-B06-00XX-X	WASHER, PL/M6 Rondelle	2	2	411B0600
53	5136-507-411B-X	GAUGE, OIL Jauge d'huile	1	1	313650-7411B
54	5151-927-4320-0	O-RING Joint torique	1	1	315192-7432-00
55	5154-707-441A-X	PLUG, DRAIN Bouchon de vidange	1		315470-7441A
	5182-947-4410-0	PLUG, DRAIN Bouchon de vidange		1	318294-7441-00
56	5154-707-214A-X	GASKET Joint	1		315470-7214A
	5312-017-2140-0	GASKET Joint		1	331201-7214-00
57	5122-008-4100-0	PLUG, SPARK Bougie d'allumage	1	1	312200-8410-00
58	5172-708-418A-X	CAP, PLUG Contacteur de bougie	1	1	317270-8418A
59	5172-708-419A-X	SPRING Frein	1	1	317270-8419A
60	5180-B06-12XX-X	BOLT/M6×12 Vis	4	4	180B0612
61	5411-B06-00XX-X	WASHER, PL/M6 Rondelle	4	4	411B0600
62	5601-A62-05XX-X	BEARING, RB/6205 Roulement radial	1	1	601A6205
63	5154-703-261A-X	COLLAR, CRANK SHAFT Coussinet, vilebrequin	1		315470-3261A
	5142-503-2610-0	COLLAR, CRANK SHAFT Coussinet, vilebrequin		1	314250-3261-00
64	5154-702-310A-X	CAM GEAR ASSY Arbre a cames	1		315470-2310A
	5142-502-3100-0	CAM GEAR ASSY Arbre a cames		1	314250-2310-00
65	5142-015-1100-0	GOVERNOR ASSY Regulateur	1	1	314201-5110-00

Ref. No. Réf. No.	Part No. Pièces No.	Description Désignation	Q'ty Quant.		Remarks Remarques	
			KF 521-A	KF 521		
66	5135-015-1150-0	•PIN, GUIDE Goupille	1	1	313501-5115-00	
67	5154-703-210C-X	CRANK SHAFT ASSY Vilebrequin	1		315470-3210C	
	5153-703-2100-0	CRANK SHAFT ASSY Vilebrequin	1		315370-3210-00	
68	5142-503-2170-0	•GEAR, CRANK Engrenage	1	1	314250-3217-00	
69	5132-522-3710-0	•KEY Clavette	1	1	313252-2371-00	
70	5154-703-481A-X	NUT Ecrou	1		315470-3481A	
	5132-523-4810-0	NUT Ecrou	1		313252-3481-00	
71	5552-B10-12XX-X	PIN, DOWEL Goupille elastique	2	2	552B1012	
72	5154-701-310A-X	AIR CLEANER ASSY Filtre a air	1		315470-1310A	See Fig. A-1 Voir Fig. A-1
	5142-501-3100-0	AIR CLEANER ASSY Filtre a air	1		314250-1310-00	See Fig. A-2 Voir Fig. A-2
73	5700-S07-1000-X	TUBE, VINYL/ø=70mm Conduit	1	1	700S071000	
74	5136-791-5320-0	CLIP Collier	1	1	313679-1532-00	
75	5232-B05-10AX-X	SCREW/M5×10 Vis	2	2	232B0510A	
76	5154-806-100C-X	CARBURETOR ASSY Carburateur	1		315480-6100C	See Fig. C-1 Voir Fig. C-1
	5142-916-1000-1	CARBURETOR ASSY Carburateur	1		314291-6100-01	See Fig. C-2 Voir Fig. C-2
77	5153-801-400B-X	MUFFLER ASSY Silencieux	1	1	315380-1400B	
78	5153-801-4310-0	•COVER MUFFLER Protecteur, silencieux	1	1	315380-1431-00	
79	5153-801-4320-0	•COVER, MUFFLER Protecteur, silencieux	1	1	315380-1432-00	
80	5153-801-4330-1	•COVER, EXH. PIPE Protecteur, conduit d'echappe-	1	1	315380-1433-01	
81	5153-801-4340-1	•COVER, EXH. PIPE Protecteur, conduit d'echappe-	1	1	315380-1434-01	
82	5180-B06-10XX-X	•BOLT/M6×10 Vis	4	4	180B0610	
83	5112-B06-10XX-X	•BOLT/M6×10 Vis	4	4	112B0610	
84	5461-F06-00AX-X	•WASHER, SP/M6 Rondelle frein	4	4	461F0600A	
85	5142-501-4420-0	GASKET Joint	1	1	314250-1442-00	
86	5311-R08-00AX-X	NUT/M8 Ecrou	2	2	311R0800A	
87	5461-F08-00XX-X	WASHER, SP/M8 Rondelle frein	2	2	461F0800	
88	5142-911-4450-0	STAY, MUFFLER Bride silencieux	1	1	314291-1445-00	
89	5110-B10-16XX-X	BOLT/M10×16 Vis	2	2	110B1016	
90	5461-F10-00AX-X	WASHER, SP/M10 Rondelle frein	2	2	461F1000A	
91	5411-B10-00XX-X	WASHER, PL/M10 Rondelle	2	2	411B1000	
92	5311-B08-00AX-X	NUT/M8 Ecrou	1	1	311B0800A	
93	5461-F08-00XX-X	WASHER, SP/M8 Rondelle frein	1	1	461F0800	
94	5411-B08-00XX-X	WASHER, PL/M8 Rondelle	1	1	411B0800	
95	5142-925-3100-0	CONTROL LEVER ASSY Levier	1	1	314292-5310-00	
96	5136-505-3140-0	SPRING, GOVERNOR Ressort de regulateur	1	1	313650-5314-00	
97	5136-905-3170-0	SPRING, RETURN Ressort der	1	1	313690-5317-00	
98	5142-925-3310-0	PLATE, CONTROL Embase	1	1	314292-5331-00	
99	5182-905-3320-0	COLLAR, CONTROL PLATE Coussinet, embase	1	1	318290-5332-00	
100	5182-905-3330-0	COLLAR, CONTROL PLATE Coussinet, embase	1	1	318290-5333-00	

Ref. No. Réf. No.	Part No. Pièces No.	Description Désignation	Q'ty Quant.		Remarks Remarques	
			KF 521-A	KF 521		
101	5136-905-3820-0	BOLT Vis	1	1	313690-5382-00	
102	5112-B05-08XX-X	BOLT/M5×8 Vis	1	1	112B0508	
103	5136-405-3820-0	BOLT Vis	1	1	313640-5382-00	
104	5242-B06-28XX-X	SCREW/M6×28 Vis	2	2	242B0628	
105	5312-B06-00XX-X	NUT/M6 Ecrou	2	2	312B0600	
106	5322-015-3510-0	WIRE, SEAL Fil	1	1	332201-5351-00	
107	5322-015-3520-0	CLAMP Collier	1	1	332201-5352-00	
108	5154-801-611A-X	CASE, SPIRAL Carenage de volute	1		315480-1611A	
	5153-801-611A-X	CASE, SPIRAL Carenage de volute		1	315380-1611A	
109	5153-911-631B-X	COVER, CYL. HEAD Couvre culasse	1	1	315391-1631B	
110	5180-B06-12XX-X	BOLT/M6×12 Vis	1	1	180B0612	
111	5112-B08-12XX-X	BOLT/M8×12 Vis	1	1	112B0812	
112	5461-F08-00XX-X	WASHER, SP/M8 Rondelle frein	1	1	461F0800	
113	5411-B06-00XX-X	WASHER, PL/M6 Rondelle	1	1	411B0600	
114	5153-921-6320-0	COVER, CYL. Couvre culasse	1	1	315392-1632-00	
115	5142-922-3830-0	WASHER Rondelle	1	1	314292-2383-00	
116	5154-814-110B-X	CRANK CASE ASSY Carter moteur	1		315481-4110B	
	5153-904-1100-1	CRANK CASE ASSY Carter moteur		1	315390-4110-01	
117	5154-814-121A-X	SIDE BASE Flasque	1		315481-4121A	
	5142-924-1210-0	SIDE BASE Flasque		1	314292-4121-00	
118	5142-926-5100-2	FILTER ASSY Decanteur	1	1	314292-6510-02	See Fig. F-1 Voir Fig. F-1
119	5154-706-561A-X	BRACKET, FILTER Support, 'decanteur	1		315470-6561A	
	5153-916-5610-0	BRACKET, FILTER Support, 'decanteur		1	315391-6561-00	
120	5136-506-5270-0	NUT Ecrou	1	1	313650-6527-00	
121	5463-H10-00XX-X	WASHER, TOOTHED Rondelle	1	1	463H1000	
122	5180-B06-12XX-X	BOLT/M6×12 Vis	2	2	180B0612	
123	5702-A04-1000-X	TUBE, RUBBER/ø=195mm Conduit	1	1	702A041000	
124	5136-796-8120-0	CLIP Collier	2	2	313679-6812-00	
125	5164-910-8270-0	LABEL, AIR CLEANER Etiquette	1	1	316491-0827-00 *	
126	5154-800-813A-X	LABEL, HORSE POWER Etiquette	1		315480-0813A *	
	5153-800-813A-X	LABEL, HORSE POWER Etiquette		1	315380-0813A *	
127	5144-960-851A-X	LABEL Etiquette	1		314496-0851A *	
	5136-920-8510-0	LABEL Etiquette		1	313692-0851-00 *	
128	5154-428-111A-X	FLYWHEEL Volant d'inertie	1		315442-8111A	
129	5154-428-124B-X	COIL, LIGHTING Bobine d'éclairage	1		315442-8124B	
130	5154-408-465A-X	IGNITER Allumeur	1		315440-8465A	
131	5154-708-468B-X	PLATE Plaque	1		315470-8468B	
132	5136-468-1640-0	GROMMET Bougie	1		313646-8164-00	
133	5144-018-164A-X	GROMMET Bougie	1		314401-8164A	

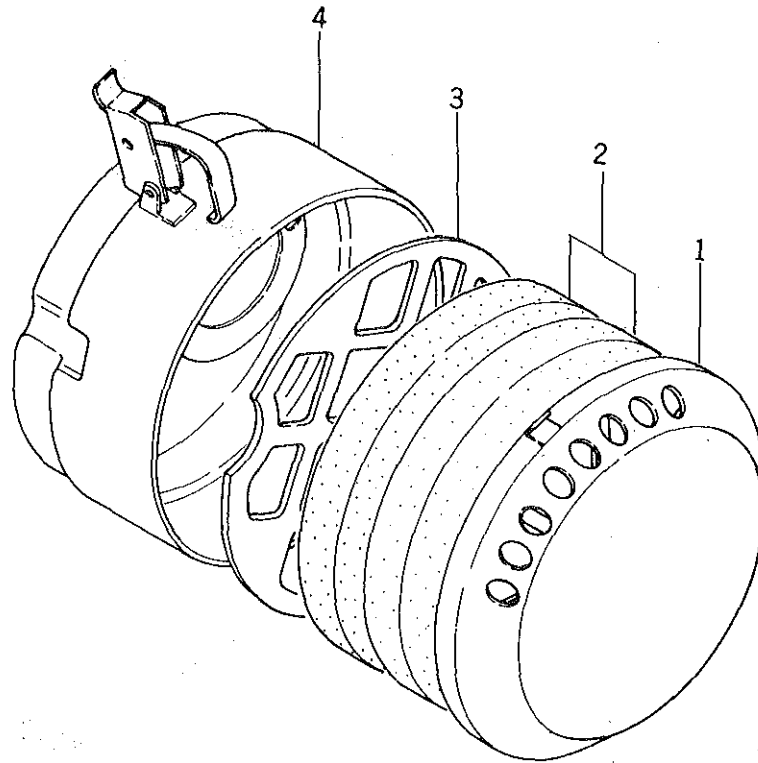
Ref. No. Réf. No.	Part No. Pièces No.	Description Désignation	Qty Quant.		Remarks Remarques
			KF 521-A	KF 521	
134	5180-B06-30XX-X	BOLT/M6×30 Vis	2		180B0630
135	5180-B05-20XX-X	BOLT/M5×20 Vis	2		180B0520
136	5112-B05-08XX-X	BOLT/M5×8 Vis	2		112B0508
137	5461-F05-00AX-X	WASHER, SP/M5 Rondelle frein	2		461F0500A
X138	5153-428-110B-X	MAGNETO ASSY Volant magnetique	1		315342-8110B (1) <i>Info 52-21 See Fig. M-1 (2/3) Voir Fig. M-1</i>
139	5153-408-465B-X	IGNITER Allumeur	1		315340-8465B
140	5180-B06-25XX-X	BOLT/M6×25 Vis	2		180B0625
141	5180-B06-30XX-X	BOLT/M6×30 Vis	2		180B0630
142	5187-B05-14XX-X	BOLT/M5×14 Vis	2		187B0514
143	5232-B04-30XX-X	SCREW/M4×30 Vis	2		232B0430
144	5136-468-468B-X	BAND Attache	1		313646-8468B
145	5136-468-4210-0	DAMPER D'amortisseur	1		313646-8421-00
146	5136-468-4690-0	COLLAR Coussinet	2		313646-8469-00
147	5136-468-1640-0	GROMMET Bougie	1		313646-8164-00
148	5153-408-4680-1	PLATE Plaque	1		315340-8468-01
149	5112-B06-12XX-X	BOLT/M6×12 Vis	2		112B0612
150	5461-F06-00AX-X	WASHER, SP/M6 Rondelle frein	2		461F0600A
151	5153-408-161A-X	CLAMP Collier	1		315340-8161A
152	5153-408-167A-X	TUBE Conduit	1		315340-8167A
153	5135-502-1150-0	COLLET Bague	2		313550-2115-00
154	5142-508-1640-1	GROMMET Bougie	1		314250-8164-01
155	5601-A62-02XX-X	BEARING, RB/6202 Roulement radial	1		601A6202
ACCESSORY Accessoire					
	5154-800-900A-X	TOOL ASSY Outillage complet	1		315480-0900A *
	5182-900-9150-0	• OPEN END WRENCH/10×13 Cle tube	1		318290-0915-00 *
	5182-900-9310-0	• SOCKET WRENCH/10×13 Cle a pipe	1		318290-0931-00 *
	5151-200-9340-0	• SOCKET WRENCH/17×21 Cle a pipe	1		315120-0934-00 *
	5131-220-9420-1	• PLUG WRENCH/21 Cle a bougie	1		313122-0942-01 *
	5142-910-9000-0	TOOL ASSY Outillage complet	1		314291-0900-00 *
	5182-900-9150-0	• OPEN END WRENCH/10×13 Cle tube	1		318290-0915-00 *
	5182-900-9310-0	• SOCKET WRENCH/10×13 Cle a pipe	1		318290-0931-00 *
	5151-200-9340-0	• SOCKET WRENCH/17×21 Cle a pipe	1		315120-0934-00 *
	5112-200-9720-0	• GAUGE, THICKNESS Jauge d'epaisseur	1		311220-0972-00 *
	5131-220-9420-1	• PLUG WRENCH/21 Cle a bougie	1		313122-0942-01 *

Fig. A-1 AIR CLEANER (for KF521-A)
 Filtre a air (pour KF521-A)



Ref. No. Réf. No.	Part No. Pièces No.	Description Désignation	Q'ty Quant.		Remarks Remarques
			KF 521-A	KF 521	
	5154-701-310A-X	AIR CLEANER ASSY Filtre a air	1		315470-1310A
A-1- 1	5154-701-328A-X	•COVER, AIR CLEANER Cloche, filtre a air	1		315470-1328A
A-1- 2	5142-501-3120-0	•ELEMENT Cartouche	2		314250-1312-00
A-1- 3	5154-701-313A-X	•PLATE, AIR CLEANER Plaque	1		315470-1313A
A-1- 4	5154-701-311A-X	•CASE, AIR CLEANER Cuve, filtre a air	1		315470-1311A

Fig. A-2 AIR CLEANER (for KF521)
Filtre a air (pour KF521)



Ref. No. Réf. No.	Part No. Pièces No.	Description Désignation	Q'ty Quant.		Remarks Remarques
			KF 521-A	KF 521	
	5142-501-3100-0	AIR CLEANER ASSY Filtre a air		1	314250-1310-00
A-2- 1	5142-501-328A-X	•COVER, AIR CLEANER •Cloche, filtre a air		1	314250-1328A
A-2- 2	5142-501-3120-0	•ELEMENT •Cartouche		2	314250-1312-00
A-2- 3	5142-501-3130-3	•PLATE, AIR CLEANER •Plaque		1	314250-1313-03
A-2- 4	5142-501-3110-0	•CASE, AIR CLEANER •Cuve, filtre a air		1	314250-1311-00 *

Fig. C-1

CARBURETOR (for KF521-A)
Carburateur (pour KF521-A)

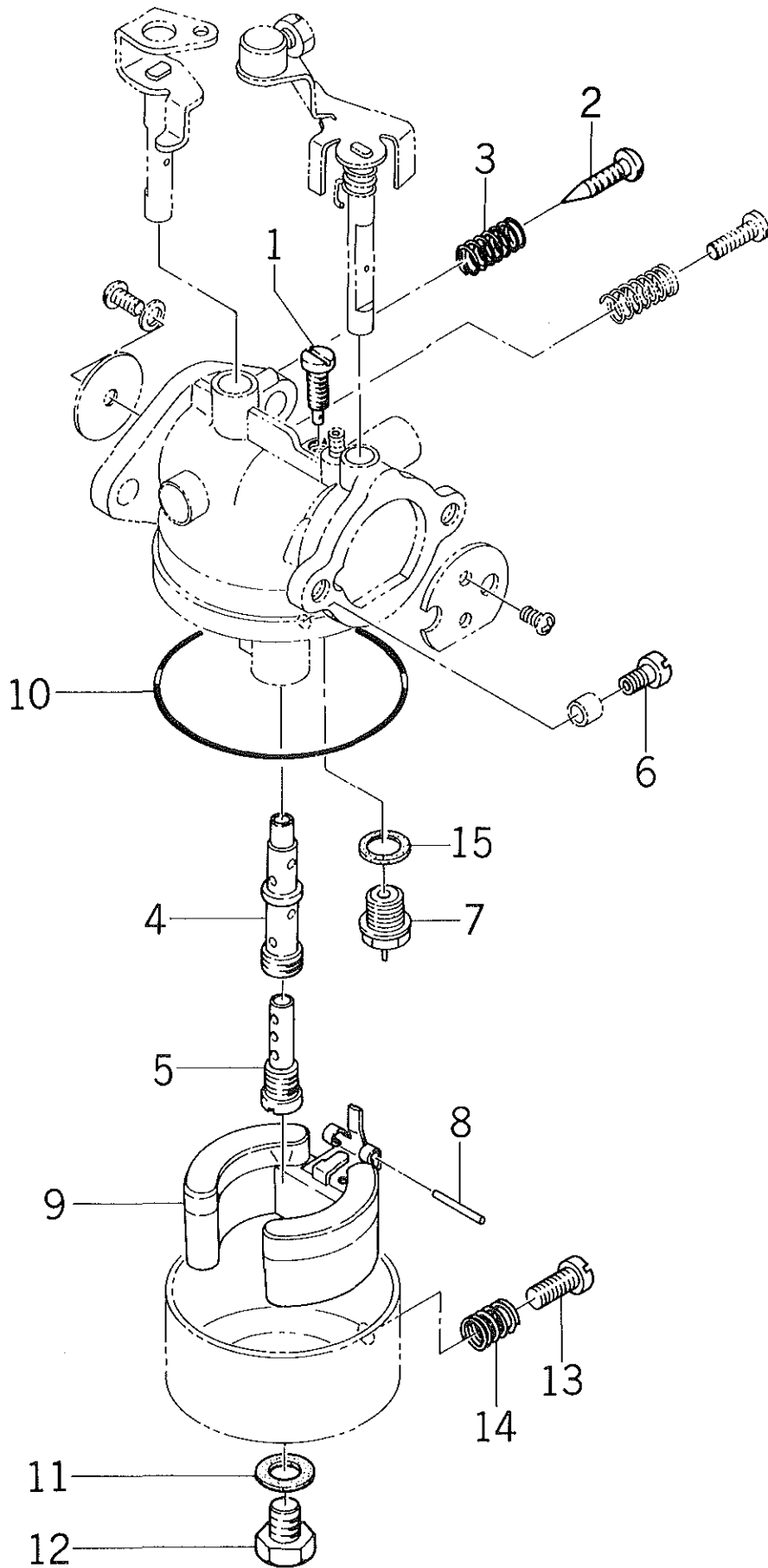
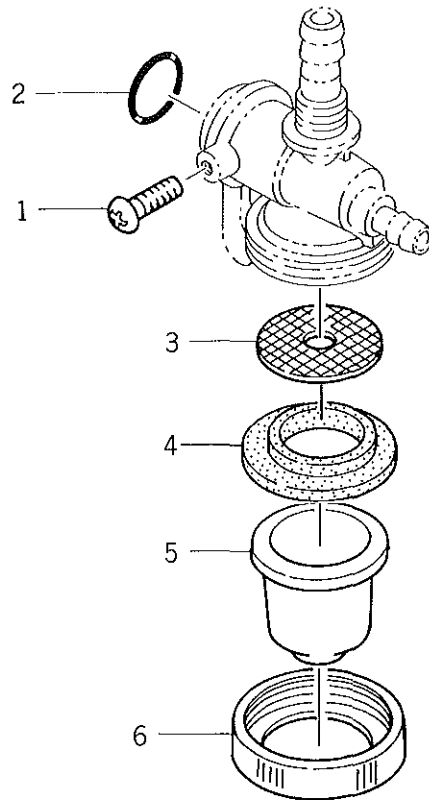


Fig. F-1 FILTER
Decanteur



Ref. No. Réf. No.	Part No. Pièces No.	Description Désignation	Q'ty Quant.		Remarks Remarques
			KF 521-A	KF 521	
	5142-926-5100-2	FILTER ASSY Decanteur	1	1	314292-6510-02
F-1- 1	5136-506-5170-0	•SCREW Vis	1	1	313650-6517-00
F-1- 2	5136-506-5120-0	•O-RING Joint torique	1	1	313650-6512-00
F-1- 3	5136-506-5190-0	•STRAINER FILTER Filtre	1	1	313650-6519-00
F-1- 4	5136-506-5180-0	•GASKET Joint	1	1	313650-6518-02
F-1- 5	5142-926-5210-0	•POT, FILTER Cuve	1	1	314292-6521-00
F-1- 6	5136-506-5220-0	•NUT, RING Ecrou annulaire	1	1	313650-6522-00

Ref. No. Réf. No.	Part No. Pièces No.	Description Désignation	Qty Quant.		Remarks Remarques
			KF 521-A	KF 521	
	5154-806-100C-X	CARBURETOR ASSY Carburateur	1		315480-6100C
C-1- 1	5166-706-1120-0	• JET, PILOT/#42.5 Buse, pilote	1		316670-6112-00
C-1- 2	5136-506-1140-0	• SCREW, PILOT Vis, pilote	1		313650-6114-00
C-1- 3	5127-506-1160-0	• SPRING Ressort	1		312750-6116-00
C-1- 4	5136-506-1290-0	• NOZZLE, MAIN Buse	1		313650-6129-00
C-1- 5	5136-506-1060-0	• PIPE, BLEED Tayau, purgeur	1		313650-6106-00
C-1- 6	5142-516-1320-0	• JET, MAIN/#82.5 Gicleur principal	1		314251-6132-00
C-1- 7	5136-506-1200-0	• NEEDLE VALVE ASSY Pointeau complet	1		313650-6120-00
C-1- 8	5136-506-1270-0	• PIN, FLOAT Axe de flotteur	1		313650-6127-00
C-1- 9	5136-506-1260-0	• FLOAT Flotteur	1		313650-6126-00
C-1-10	5136-506-1280-0	• GASKET Joint	1		313650-6128-00
C-1-11	5181-906-1590-0	• WASHER Rondelle	1		318190-6159-00
C-1-12	5136-506-1430-0	• PLUG, DRAIN Bouchon de vidange	1		313650-6143-00
C-1-13	5127-596-1330-0	• SCREW, DRAIN Vis de vidange	1		312759-6133-00
C-1-14	5127-596-1160-0	• SPRING Ressort	1		312759-6116-00
C-1-15	5136-506-1190-0	• GASKET Joint	1		313650-6119-00

- A 5142-906-1390-0 LEVER, THROTTLE
M&C 5143-106-137A-X SCREW & WASHER SET
D VALVE, THROTTLE
E BODY
F 5136-796-1300-0 CHAMBER, FLOAT
G SEAPT, CHOKE
H 5136-506-1150-0 SCREW
I 5136-506-1080-0 SPRING
J 5154-706-102A-X VALVE, CHOKE
K 5136-506-1340-0 SCREW
L 5136-506-1380-0 SPACER

FIG. C-1 CARBURETOR (for KF521-A) K5500-1
Carburateur (pour KF521-A)

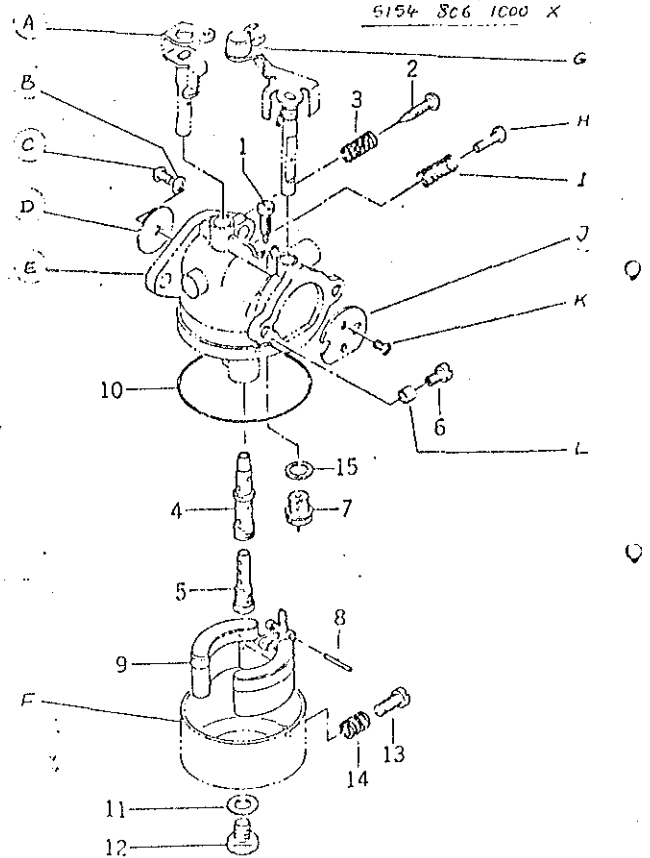


Fig. C-2 CARBURETOR (for KF521)
Carburateur (pour KF521)

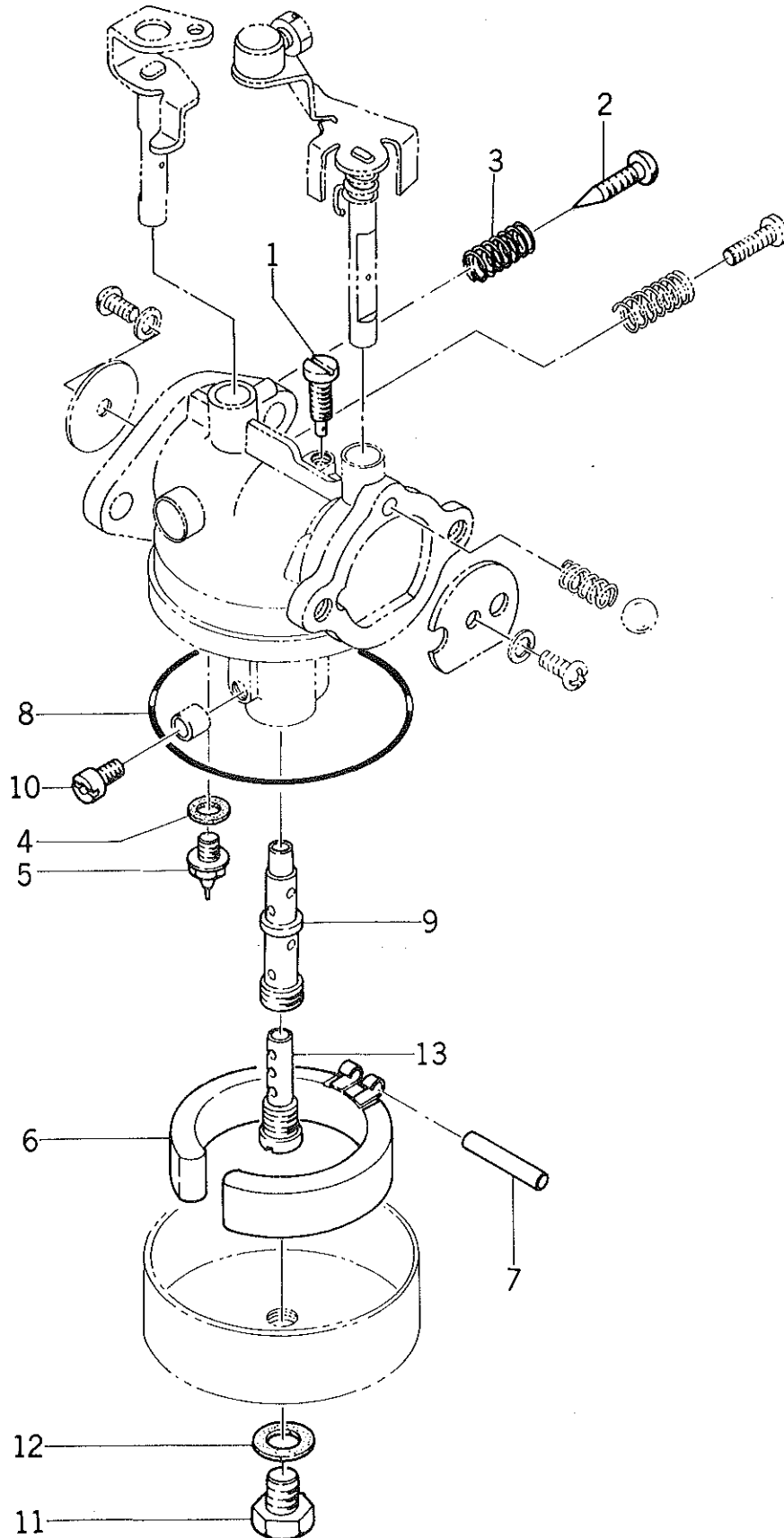
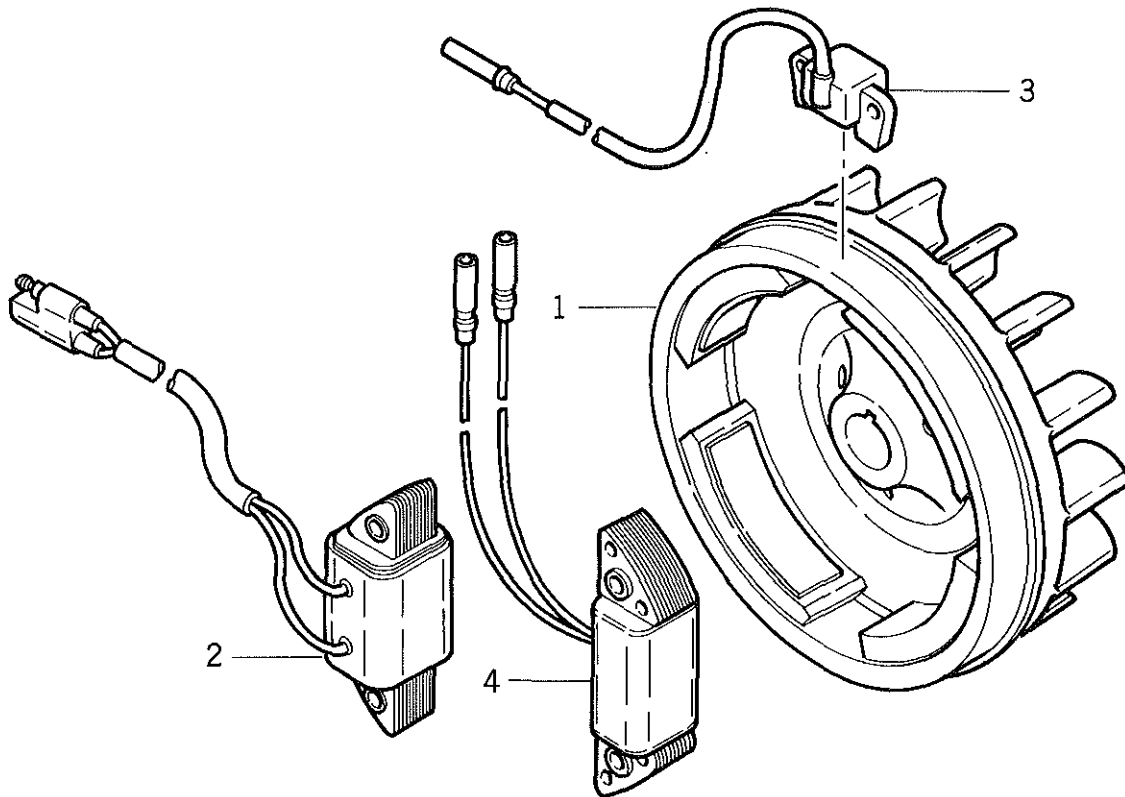


Fig. M-1 MAGNETO
Volant magnetique



Ref. No. Réf. No.	Part No. Pièces No.	Description Désignation	Qty Quant.		Remarks Remarques
			KF 521-A	KF 521	
	5153-428-110B-X	MAGNETO ASSY (82-2t) Volant magnetique	1		315342-8110B
M-1- 1	5153-428-1110-0	• FLYWHEEL Rotor	1		315342-8111-00
M-1- 2	5153-408-105B-X	• COIL, EXCITING Bobine, d'excitation	1		315340-8105B
M-1- 3	5153-408-104B-X	• COIL, PULSING Bobine, oscillation	1		315340-8104B
M-1- 4	5153-728-1240-0	• COIL, LIGHTING Bobine d'eclairage	1		315372-8124-00



CHASSIS
Châssis


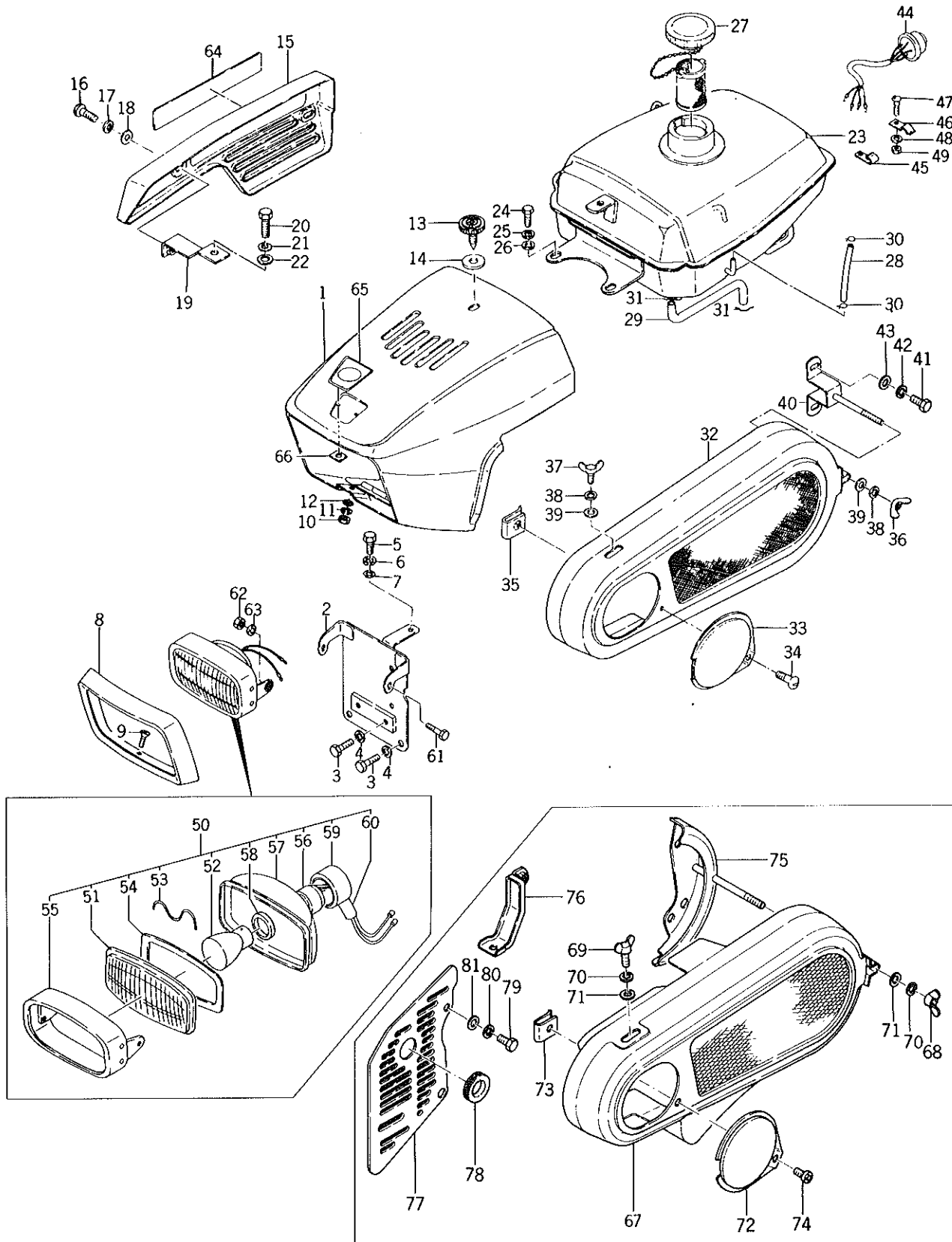


Fig. 1

BONNET AND FUEL TANK
Reservoir & capot



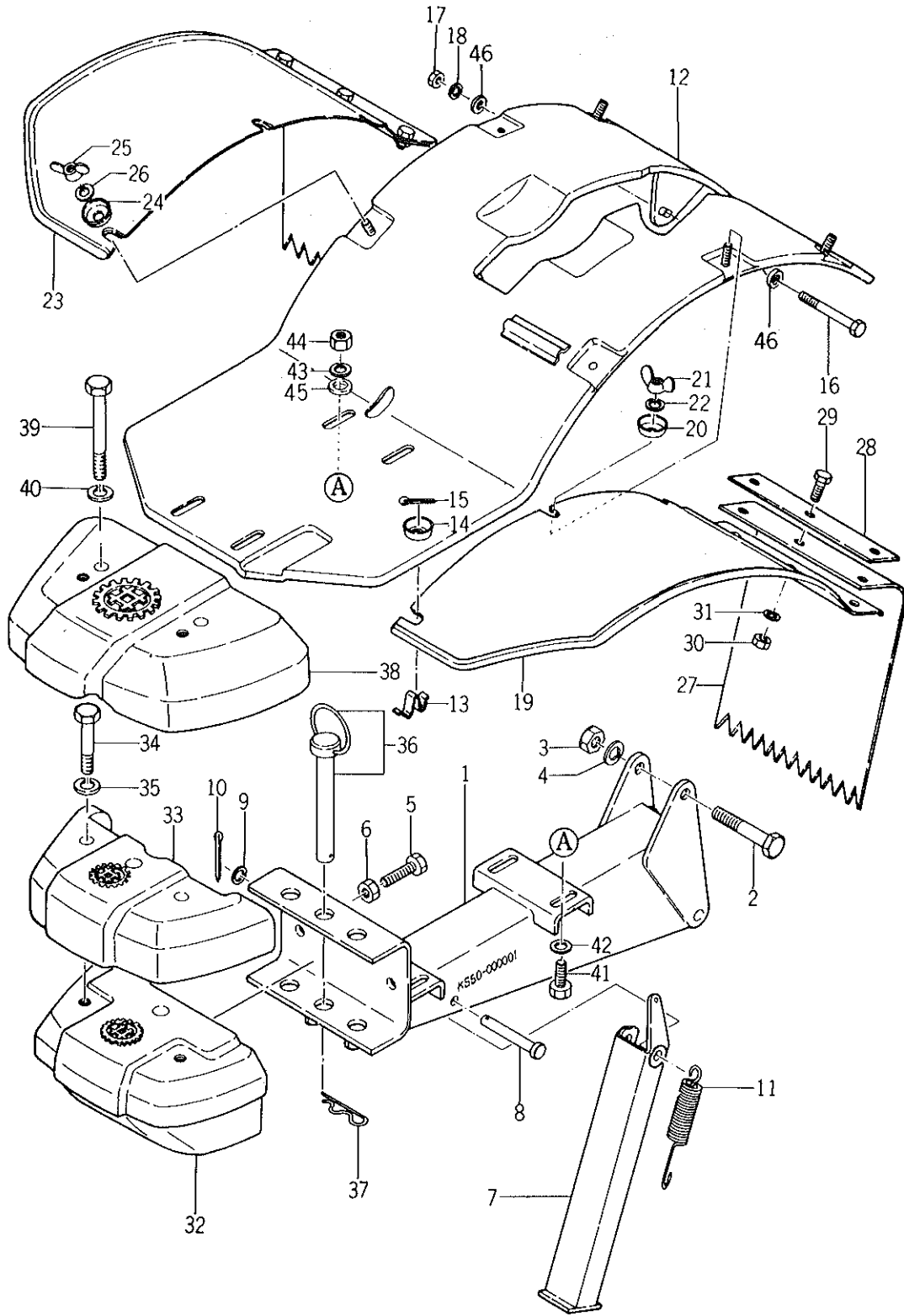
Ref. No. Réf. No.	Part No. Pièces No.	Description Désignation	Q'ty Quant.		Remarks Remarques
			E	HE	
1- 1	1365-601-1000-0	BONNET Capot	1	1	MILKY WHITE Laiteux
	1365-601-1000-1	BONNET Capot	1	1	IVORY WHITE Ivoire
1- 2	1372-601-1000-0	STAY, BONNET Calandre	1	1	LIGHT GRAY Gris pale
	1372-601-1000-1	STAY, BONNET Calandre	1	1	IRON BLUE Bleu acier
1- 3	V20126-080160	BOLT/M8×16 Vis	4	4	
1- 4	V40116-000800	WASHER, SP/M8 Rondelle frein	4	4	
1- 5	V20126-080300	BOLT/M8×30 Vis	1	1	
1- 6	V40116-000800	WASHER, SP/M8 Rondelle frein	1	1	
1- 7	V41316-000800	WASHER/M8 Rondelle	1	1	
1- 8	1352-601-0010-0	GRILL, LIGHT Porte de phare	1	1	
1- 9	V10415-600160	SCREW/M6×16 Vis	2	2	
1-10	V30026-000600	NUT/M6 Ecrou	2	2	
1-11	V40116-000600	WASHER, SP/M6 Rondelle frein	2	2	
1-12	V41316-000600	WASHER/M6 Rondelle	2	2	
1-13	1352-601-0020-0	KNOB, SET Bouton de capot	1	1	
1-14	1352-601-0030-0	SUPPORT Rondelle d'arret	1	1	
1-15	1365-601-0010-0	COVER, SIDE Capot lateral	1	1	
1-16	V11116-600120	SCREW/M6×12 Vis	2	2	
1-17	V40116-000600	WASHER, SP/M6 Rondelle frein	2	2	
1-18	V41316-000600	WASHER/M6 Rondelle	2	2	
1-19	1372-601-0010-0	STAY, SIDE COVER Support capot	1	1	LIGHT GRAY Gris pale
	1372-601-0010-1	STAY, SIDE COVER Support capot	1	1	IRON BLUE Bleu acier
1-20	V20126-060120	BOLT/M6×12 Vis	1	1	
1-21	V40116-000600	WASHER, SP/M6×12 Rondelle frein	1	1	
1-22	V41316-000600	WASHER/M6 Rondelle	1	1	
1-23	1372-606-1000-0	TANK, FUEL Reservoir	1	1	SCARLET Ecarlate (rouge vif)
	1372-606-1000-1	TANK, FUEL Reservoir	1	1	IVORY Ivoire
1-24	V20126-100200	BOLT Vis	2	2	
1-25	V40116-000100	WASHER, SP Rondelle frein	2	2	
1-26	V41316-000100	WASHER Rondelle	2	2	
1-27	1352-606-2000-0	CAP, TANK Bouchon de reservoir	1	1	
1-28	V73505-080800	PIPE, VINYL/5×8×80 Conduit jaugeur	1	1	
1-29	1372-606-0010-0	PIPE, FUEL/7×10×220 Conduit	1	1	No.1 ~ 108300
1-29a	1372-606-0011-0	PIPE, FUEL/7×10×240 Conduit	1	1	No.108301 ~
1-30	1317-606-0100-0	CLAMP, PIPE Collter	2	2	
1-31		WIRE Fil d'arret	2	2	
1-32	1352-611-1000-0	COVER, BELT Carter de courroies	1	1	LIGHT GRAY Gris pale
	1352-611-1000-1	COVER, BELT Carter de courroies	1	1	IRON BLUE Bleu acier
1-33	1365-611-0010-2	CAP, COVER Opercule	1	1	LIGHT GRAY Gris pale

Ref. No. Réf. No.	Part No. Pièces No.	Description Désignation	Q'ty Quant.		Remarks Remarques
			E	HE	
1-33	1365-611-0010-1	CAP, COVER Oprecule	1	1	IRON BLUE Bleu acier No.1 ~ 108300
1-34	V11116-600100	SCREW/M6×10 Vis	1	1	
1-35	1365-611-0020-0	NUT, SPEED/M6 Ecrou rapide	1	1	
1-36	V37016-000800	NUT, WING/M8 Ecrou a oreilles	1	1	
1-37	V27016-080140	BOLT, WING/M8×14 Vis a oreilles	1	1	
1-38	V40116-000800	WASHER, SP/M8 Rondelle frein	2	2	
1-39	V41316-000800	WASHER/M8 Rondelle	4	4	
1-40	1352-611-2000-0	PLATE, SET Cavalier	1	1	
	1352-611-2000-1	PLATE, SET Cavalier	1	1	
1-41	V20126-080160	BOLT/M8×16 Vis	2	2	
1-42	V40116-000800	WASHER SP/M8×16 Rondelle frein	2	2	
1-43	V41316-000800	WASHER/M8 Rondelle	2	2	
1-44	1352-600-0511-0	SWITCH, MAIN ASSY Contacteur	1	1	
1-44a	1365-600-0512-0	SWITCH, MAIN ASSY Contacteur	1	1	
1-45	1317-621-0020-0	CLIP, WIRE Agrafe	3	3	
1-46	1352-621-0010-0	CLIP, WIRE Agrafe	1	1	
1-47	V11116-600120	SCREW/M6×12 Vis	1	1	
1-48	V40116-000600	WASHER, SP Rondelle frein	1	1	
1-49	V30026-000600	NUT/M6 Ecrou	1	1	
1-50	1324-600-0520-0	LAMP, HEAD ASSY Phare	1	1	
1-51	1317-621-0090-0	LENS, HEAD LAMP Glace	1	1	
1-52	1317-621-0100-0	BULB/6V-15/15W Ampoule 6 V/15 W	1	1	
1-53	1317-621-0110-0	SPRING, CLAMP Ressort	4	4	△
1-54	1317-621-0120-0	PACKING Joint	1	1	△
1-55	1324-621-0010-0	FRAME, HEAD LAMP Cadre	1	1	△
1-56	1317-621-0140-0	SOCKET Douille cablee	1	1	△
1-57	1317-621-0150-0	REFLECTOR Cuvelage	1	1	△
1-58	1317-621-0160-0	PACKING, BULB Joint	1	1	△
1-59	1317-621-0170-0	CLAMP, SOCKET Serre douille	1	1	△
1-60	1317-621-0180-0	RUBBER, DUST PROOF Bonnette	1	1	△
1-61	V20026-060160	BOLT/M6×16 Vis	2	2	
1-62	V30026-000600	NUT/M6 Ecrou	2	2	
1-63	V40116-000600	WASHER, SP/M6 Rondelle frein	2	2	
1-64	1372-902-0010-0	MARK, SIDE Etiquette	1	1	
1-65	1352-901-0040-0	MARK, F GEAR Etiquette	1	1	
1-66	1317-901-0050-0	NUT, SPEED Ecrou rapide	2	2	
1-67	1372-612-2000-0	COVER, BELT Carter courroies	1	1	No.108301 ~
1-68	V37016-000800	NUT, WING/M8 Ecrou a oreilles	1	1	
1-69	V27016-080140	BOLT, WING/M8×14 Vis a oreilles	1	1	

Ref. No. Réf. No.	Part No. Pièces No.	Description Désignation	Qty Quant.		Remarks Remarques
			E	HE	
1-70	V40116-000800	WASHER, SP/M8 Rondelle frein	2	2	} No.108301 ~ } No.108301 ~ No.110100 } No.110101 ~ } No.108301 ~
1-71	V41316-000800	WASHER/M8 Rondelle	2	2	
1-72	1365-611-0010-0	CAP, COVER Opercule	1	1	
1-73	1365-611-0020-0	NUT, SPEED/M6 Ecroû rapide	1	1	
1-74	V11116-600100	SCREW/M6x10 Vis	1	1	
1-75	1372-612-2100-0	STAY, COVER (A) Support	1	1	
1-76	1372-612-2200-0	STAY, COVER (B) Capot	1	1	
1-77	1372-612-0010-0	COVER, BELT SUB Grille	1	1	
1-77a	1372-612-0011-0	COVER, BELT SUB Grille	1	1	
1-78	1338-701-0050-0	COVER, RUBBER Opercule	1	1	
1-79	V20126-08016	BOLT/M8x16 Vis	1	1	
1-80	V40116-000800	WASHER, SP/M8 Rondelle frein	1	1	
1-81	V41316-000800	WASHER/M8 Rondelle	1	1	

Fig. 2

FRAME AND FENDER
Longeron & garde-bove

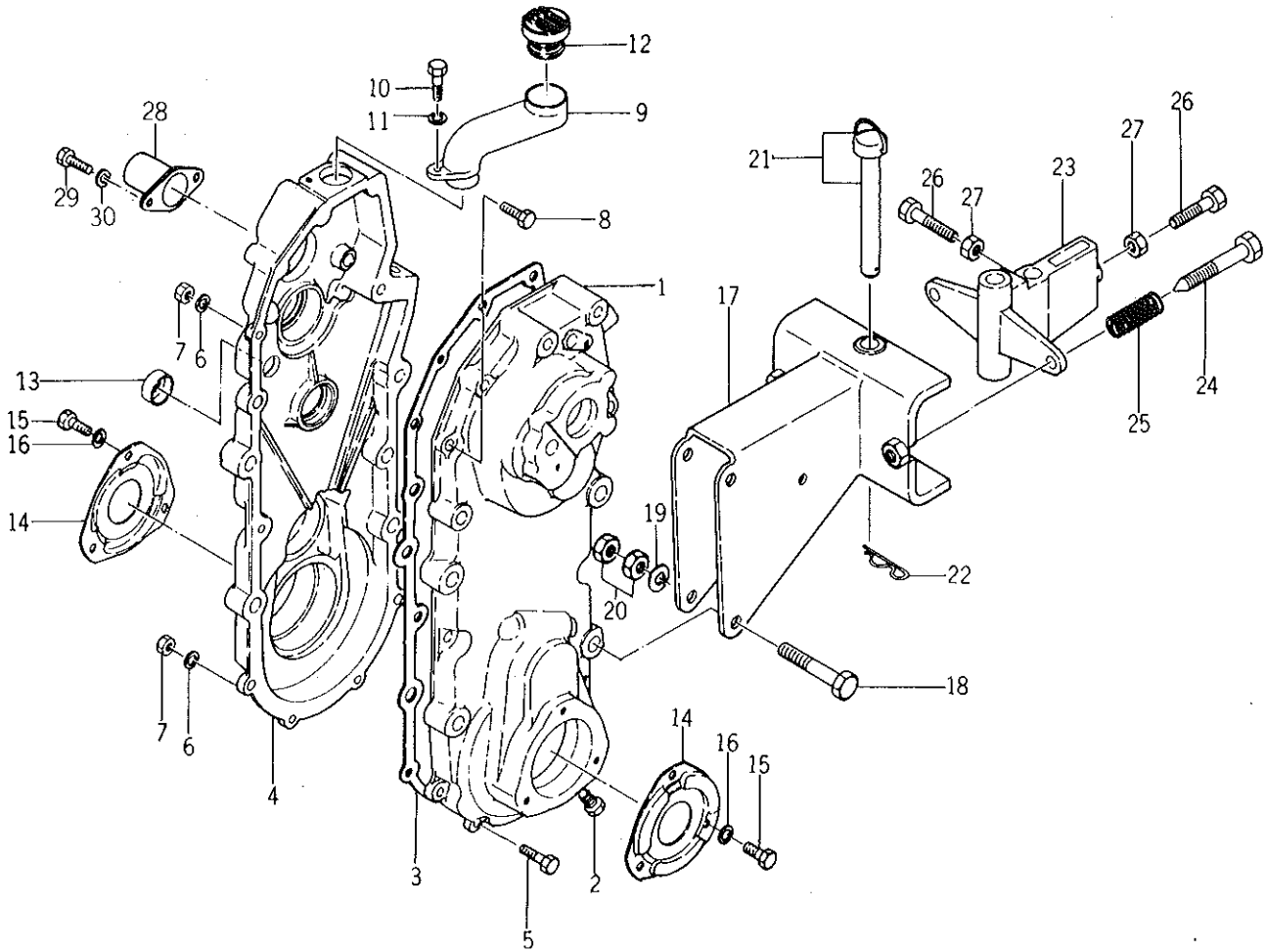


Ref. No. Réf. No.	Part No. Pièces No.	Description Désignation	Qty Quant.		Remarks Remarques
			E	HE	
2- 1	1352-101-1000-0	FRAME, F Longeron	1	1	LIGHT GRAY Gris pale
	1352-101-1000-1	FRAME, F Longeron	1	1	IRON BLUE Bleu acier
2- 2	V20126-120750	BOLT/M12x75 Vis	2	2	
2- 3	V30026-001200	NUT/M12 Ecrou	2	2	
2- 4	V40116-001200	WASHER, SP/M12 Rondelle frein	2	2	
2- 5	W20126-100350	BOLT/M10x35 Vis	2	2	
2- 6	V30026-001000	NUT/M10 Ecrou	2	2	
2- 7	1352-106-1000-0	STAND Bequille	1	1	LIGHT GRAY Gris pale
	1352-106-1000-1	STAND Bequille	1	1	IRON BLUE Bleu acier
2- 8	1352-106-0010-0	PIN, HEADED Axe de bequille	1	1	
2- 9	V41316-001000	WASHER/M10 Rondelle	1	1	
2-10	V50016-250200	PIN, SPLIT/2.5x20 Goupille fendue	1	1	
2-11	1352-106-0020-0	SPRING Ressort	1	1	
2-12	1352-616-1000-0	FENDER Garde-boue	1	1	LIGHT GRAY Gris pale
	1352-616-1000-1	FENDER Garde-boue	1	1	IRON BLUE Bleu acier
2-12a	1352-616-1001-1	FENDER Garde-boue	1	1	No.105449 No.110101 ~
2-13	1352-616-0010-0	SPRING, PLATE Clip	2	2	
2-14	1352-616-0020-0	WASHER, CONE Rondelle	2	2	
2-15	V50016-300150	PIN, SPLIT/3x15 Goupille fendue	2	2	
2-16	V20126-080800	BOLT/M8x80 Vis	1	1	
2-17	V30026-000800	NUT/M8 Ecrou	1	1	
2-18	V40116-000800	WASHER, SP/M8 Rondelle frein	1	1	
2-19	1352-616-2000-0	FENDER, AUX LH Garde-boue aux. gauche	1	1	LIGHT GRAY Gris pale
	1352-616-2000-1	FENDER, AUX LH Garde-boue aux. gauche	1	1	IRON BLUE Bleu acier
2-20	1352-616-0020-0	WASHER, CONE Rondelle	2	2	
2-21	V37116-000800	NUT, WING/M8 Ecrou a oreilles	2	2	
2-22	V40116-000800	WASHER, SP/M8 Rondelle frein	2	2	
2-23	1352-616-3000-0	FENDER, AUX RH Garde-boue aux. droit	1	1	LIGHT GRAY Gris pale
	1352-616-3000-1	FENDER, AUX RH Garde-boue aux. droit	1	1	IRON BLUE Bleu acier
2-24	1352-616-0020-0	WASHER Rondelle	2	2	
2-25	V37116-000800	NUT, WING/M8 Ecrou a oreilles	2	2	
2-26	V40116-000800	WASHER, SP/M8 Rondelle frein	2	2	
2-27	1352-616-0030-0	GUARD, MUD Barette	2	2	
2-28	1352-616-0040-0	PLATE, SET Barette	2	2	LIGHT GRAY Gris pale
	1352-616-0040-1	PLATE, SET Barette	2	2	IRON BLUE Bleu acier
2-29	V20026-060120	BOLT/M6x12 Vis	6	6	
2-30	V30026-000600	NUT/M6 Ecrou	6	6	
2-31	V40116-000600	WASHER, SP/M6 Rondelle frein	6	6	
2-32	1352-931-0010-0	WEIGHT, F (A) Contrepoids (A)	1	1	LIGHT GRAY Gris pale

Ref. No. Réf. No.	Part No. Pièces No.	Description Désignation	Qty Quant.		Remarks Remarques
			E	HE	
2-32	1352-931-0010-1	WEIGHT, F (A) Contrepoids (A)	1	1	IRON BLUE Bleu acier
2-33	1352-931-0020-0	WEIGHT, F (B) Contrepoids (B)	1	1	LIGHT GRAY Gris pale
	1352-931-0020-1	WEIGHT, F (B) Contrepoids (B)	1	1	IRON BLUE Bleu acier
2-34	V20126-120600	BOLT/M12x60 Vis	2	2	
2-35	V40126-001200	WASHER, SP/M12 Rondelle frein	2	2	
2-36	1301-100-9010-0	PIN, LINK Broche	1	1	
2-37	1305-931-0030-0	PIN, HAIR Attache beta	1	1	
2-38	1352-931-0030-0	WEIGHT, F (C) Contre poids (C)	1	1	★ LIGHT GRAY Gris pale
	1352-931-0030-1	WEIGHT, F (C) Contre poids (C)	1	1	★ IRON BLUE Bleu acier
2-39	V20126-120950	BOLT/M12x95 Vis	2	2	★
2-40	V40116-001200	WASHER, SP/M12 Rondelle frein	2	2	★
2-41	V20126-100400	BOLT/M10x40 Vis	4	4	
2-42	V41316-001000	WASHER/M10 Rondelle	4	4	
2-43	V40116-001000	WASHER, SP/M10 Rondelle frein	4	4	
2-44	V30026-001000	NUT/M10 Ecrou	4	4	
2-45	1340-101-1080-0	WASHER/M10 Rondelle	4	4	
2-46	V41316-000800	WASHER/M8 Rondelle	2	2	

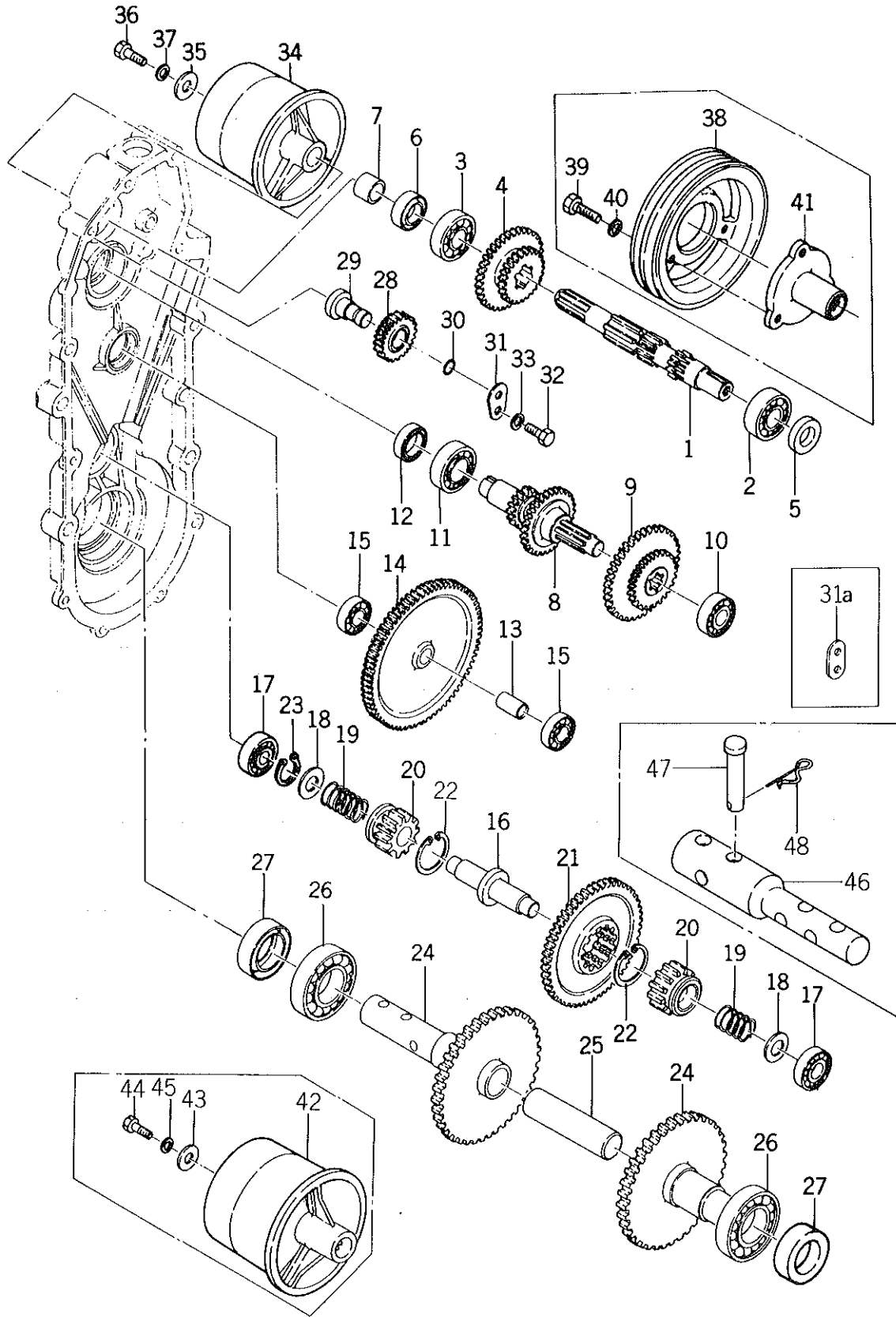
Fig. 3 MAIN GEAR CASE
-Boitier de reducteur

038 22 136 10 01



Ref. No. Réf. No.	Part No. Pièces No.	Description Désignation	Qty Quant.		Remarks Remarques
			E	HE	
3- 1	1365-216-0011-0	CASE, MAIN GEAR LH Coquille gauche	1	1	LIGHT GRAY Gris pale
	1365-216-0011-1	CASE, MAIN GEAR LH Coquille gauche	1	1	IRON BLUE Bleu acier
3- 1a	1365-216-0012-1	CASE, MAIN GEAR LH Coquille gauche	1	1	No.110101 ~
3- 2	V78130-000060	PLUG, HEADED/PT3/8 Bouchon 3/8	1	1	
3- 3	1352-216-0020-0	PACKING Joint	1	1	No.1 ~ 110100
3- 3a	1365-216-0050-0	PACKING Joint	1	1	No.110101 ~
3- 4	1365-216-0021-0	CASE, MAIN GEAR RH Coquille droite	1	1	LIGHT GRAY Gris pale
	1365-216-0021-1	CASE, MAIN GEAR RH Coquille droite	1	1	IRON BLUE Bleu acier
3- 4a	1365-216-0020-2	CASE, MAIN GEAR RH Coquille droite	1	1	No.110101 ~
3- 4b	1365-216-0022-0	CASE, MAIN GEAR RH Coquille droite	1	1	
3- 5	V20126-080250	BOLT/M8x25 Vis	6	6	
3- 6	V40116-000800	WASHER, SP/M8 Rondelle frein	7	7	
3- 7	V30026-000800	NUT/M8 Ecrou	7	7	
3- 8	V20126-080350	BOLT/M8x35 Vis	1	1	
3- 9	1352-216-0040-3	PIPE, OIL Goulot	1	1	LIGHT GRAY Gris pale
	1352-216-0040-2	PIPE, OIL Goulot	1	1	IRON BLUE Bleu acier
3-10	V20026-060160	BOLT/M6x16 Vis	1	1	
3-11	V40116-000600	WASHER, SP/M6 Rondelle frein	1	1	
3-12	7954-205-1010-0	CAP, OIL/30 Bouchon	1	1	
3-13	1352-216-0050-0	LEVEL, OIL Mouchard	1	1	
3-14	1365-216-0030-2	METAL, WHEEL Flasque	2	2	LIGHT GRAY Gris pale
	1365-216-0030-1	METAL, WHEEL Flasque	2	2	IRON BLUE Bleu acier
3-15	V20026-060120	BOLT/M6x12 Vis	6	6	
3-16	V40116-000600	WASHER, SP/M6 Rondelle frein	6	6	
3-17	1352-930-1000-0	HITCH, R Attelage ar	1	1	LIGHT GRAY Gris pale
	1352-930-1000-1	HITCH, R Attelage ar	1	1	IRON BLUE Bleu acier
3-18	V20146-120750	BOLT/M12x75 9T Vis	2	2	
3-19	V40116-001200	WASHER, SP/M12 Rondelle frein	2	2	
3-20	V30226-001200	NUT/M12 Ecrou	4	4	
3-21	1301-100-9010-0	PIN, LINK Broche	1	1	
3-22	1305-931-0030-0	PIN, HAIR Attache beta	1	1	
3- 0-1	8057-006-0000-0	HITCH, CULTI Attache culti	1	1	
3-23	8057-006-0010-0	•HITCH, CULTI Attache culti	1	1	
3-24	8057-006-0020-0	•BOLT Vis amortisseur	2	2	
3-25	8057-006-0030-0	•SPRING, LOCK Amortisseur	2	2	
3-26	V20126-120400	•BOLT/M12x40 S=35 Vis	2	2	
3-27	V30226-001200	•NUT/M12 Ecrou	2	2	
3-28	1365-216-0040-1	CAP, SHAFT/30x50 Embout	1	1	
3-29	V20026-060100	BOLT/M6x10 Vis	2	2	

Ref. No. Réf. No.	Part No. Pièces No.	Description Désignation	Q'ty Quant.		Remarks Remarques
			E	HE	
3-30	V40116-000600	WASHER, SP/M6 Rondelle frein	2	2	

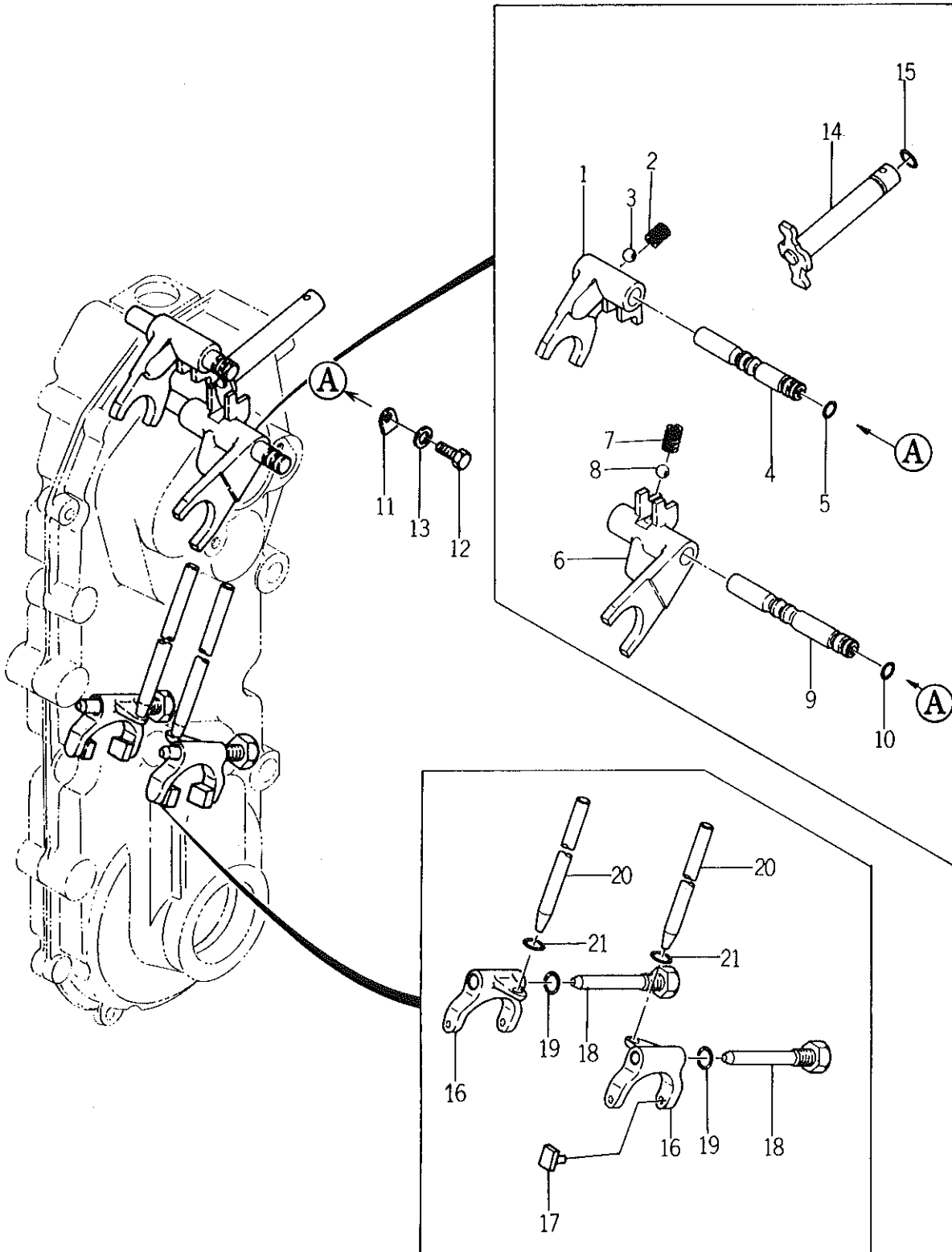


Ref. No. Réf. No.	Part No. Pièces No.	Description Désignation	Q'ty Quant.		Remarks Remarques
			E	HE	
4- 1	1352-217-0010-0	SHAFT, MAIN Arbre primaire	1	1	
4- 2	V60011-063040	BEARING, RB/6304 Roulement	1	1	
4- 3	V60011-620450	BEARING, RB/6204 (22) Roulement	1	1	
4- 4	1352-217-0020-0	GEAR, SHIFT/25-39T Baladeur	1	1	
4- 5	1340-217-0040-0	SEAL, OIL/TC22357 Bague d'étanchéité	1	1	
4- 6	1352-217-0030-0	SEAL, OIL/TC25358 Bague d'étanchéité	1	1	
4- 7	1352-217-0040-0	BUSHING, SEAL Coussinet	1	1	
4- 8	1352-219-1000-0	SHAFT, SHIFT Arbre secondaire	1	1	
4- 9	1352-219-0010-0	GEAR, SHIFT/26-45d Baladeur	1	1	
4- 9a	1365-219-0010-0	GEAR, SHIFT/36-45d Baladeur	1	1	
4-10	V60011-062030	BEARING, RB/6203 Roulement	1	1	
4-11	V60011-620450	BEARING, RB/6204 (22) Roulement	1	1	
4-12	1340-217-0040-0	SEAL, OIL/TC22357 Bague d'étanchéité	1	1	
4-13	1352-222-0010-0	PIN, COUNTER GEAR Axe de pignon fou	1	1	
4-14	1352-222-0020-0	GEAR, IDLE/72T Pignon fou	1	1	
4-15	V60011-062020	BEARING, RB/6202 Roulement	2	2	
4-16	1365-224-0010-0	SHAFT, WHEEL PINION Arbre de clabots	1	1	
4-17	V60011-063040	BEARING, RB/6304 Roulement	2	2	
4-18	1365-224-0020-0	WASHER Rondelle	4	4	
4-19	1352-224-0020-0	SPRING, PRESS/35 Ressort de pression	2	2	
4-20	1365-224-0030-0	PINION, WHEEL/11T Clabot 11d	2	2	
4-21	1352-224-0040-0	GEAR, SIDE CLUTCH/62T Roue de clabotage	1	1	
4-22	V70514-003500	RING, SNAP/C-TYPE 35 Collet d'axe	2	2	
4-23	V70414-002000	RING, SNAP/C-TYPE 20 Collet d'axe	2	2	
4-24	1365-225-1000-0	SHAFT, WHEEL Fusse	2	2	
4-25	1310-225-0050-0	PIN, WHEEL SHAFT Arbre de roues	1	1	
4-26	V60011-062080	BEARING, RB/6208 Roulement	2	2	
4-27	1365-225-0010-0	SEAL, OIL/AQ6952E Bague d'étanchéité	2	2	
4-28	1352-226-1000-0	GEAR, BACK/22T Pignon de m ar	1	1	
4-29	1352-226-0010-0	PIN, BACK GEAR Axe de m ar	1	1	
4-30	V72010-240100	O-RING/P10A Joint torique	1	1	
4-31	1338-216-0070-0	PLATE, LOCK (B) Plaquette arretoir	1	1	
4-31a	1365-226-0010-0	PLATE, LOCK (B) Plaquette arretoir	1	1	
4-32	V20026-060120	BOLT/M6x12 Vis	2	2	
4-33	V40116-000600	WASHER, SP/M6 Rondelle frein	2	2	
4-34	1352-917-0010-0	PULLEY/100 Poulie	1	1	★
4-35	1324-205-0020-0	WASHER Rondelle	1	1	★
4-36	V20126-080200	BOLT/M8x20 Vis	1	1	★
4-37	V40116-000800	WASHER, SP/M8 Rondelle frein	1	1	★

Ref. No. Réf. No.	Part No. Pièces No.	Description Désignation	Q'ty Quant.		Remarks Remarques
			E	HE	
4-38	1352-917-0030-0	PULLEY, V/V2-140 Poulie trapezoidale	1	1	★
4-39	V20126-080200	BOLT/M8x20 Vis	3	3	★
4-40	V40116-000800	WASHER, SP/M8 Rondelle frein	3	3	★
4-41	1352-917-0040-0	BOSS, PULLEY Moyeu de poulie	1	1	★
4-42	1352-917-0050-0	PULLEY/140 Poulie	1	1	★
4-43	1324-205-0020-0	WASHER Rondelle	1	1	★
4-44	V20126-080200	BOLT/M8x20 Vis	1	1	★
4-45	V40116-000800	WASHER, SP/M8 Rondelle frein	1	1	★
4-46	1365-225-0020-0	PIPE, WHEEL Tube rallonge	2	2	★
4-47	1365-241-0020-0	PIN, HEADED Goupille	4	4	★
4-48	1305-241-0010-0	PIN, HAIR Attache beta	4	4	★

Fig. 5

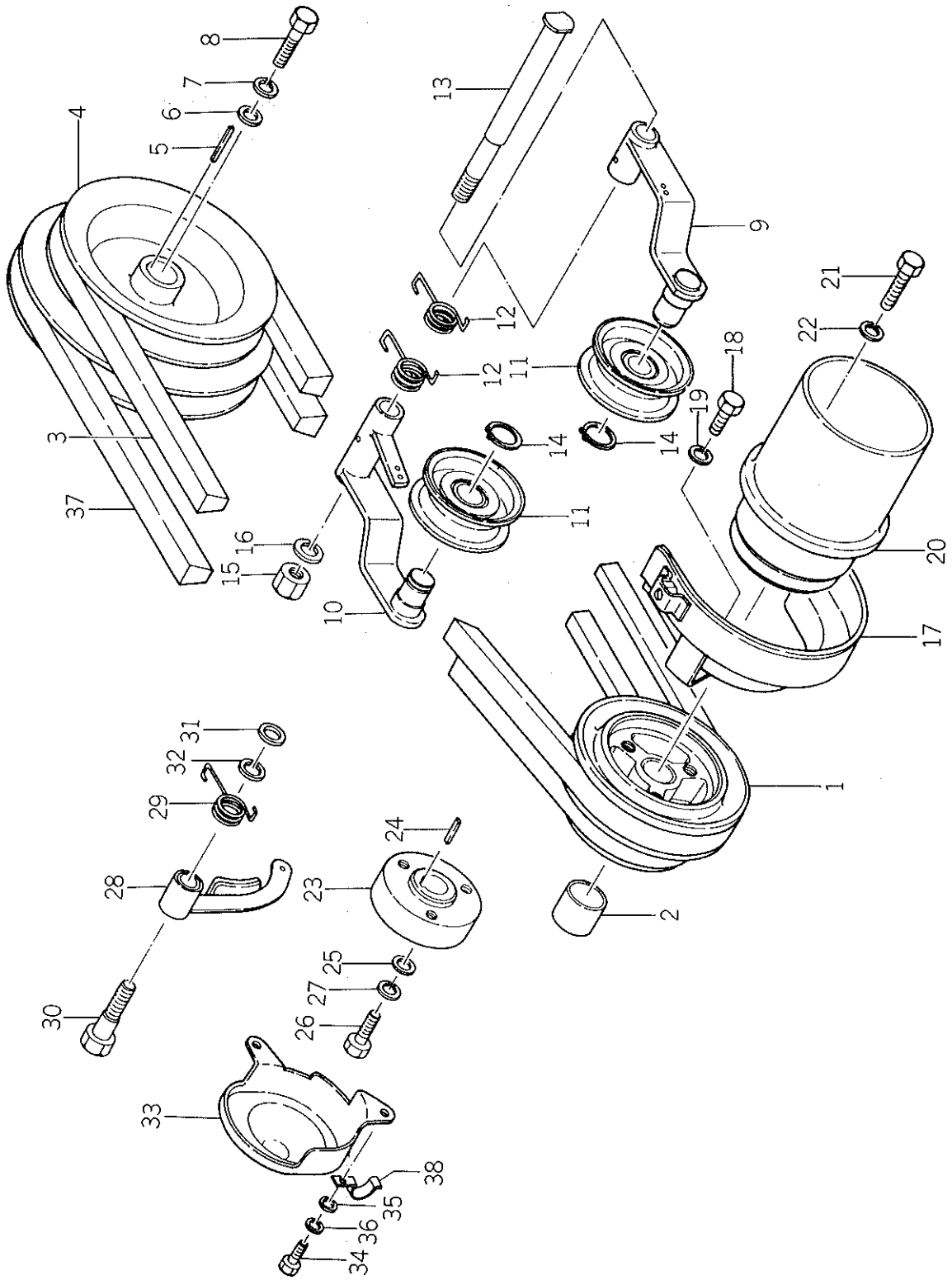
SHIFTER
Fourchettes



Ref. No. Réf. No.	Part No. Pièces No.	Description Désignation	Q'ty Quant.		Remarks Remarques
			E	HE	
5- 1	1352-229-0010-0	SHIFTER, MAIN Fourchette de m av	1	1	
5- 2	1302-225-0030-0	SPRING, SHIFTER Ressort de verrouillage	1	1	
5- 3	V68010-000100	BALL, STEEL/ 5/16 Bille de verrouillage	1	1	
5- 4	1352-229-0020-0	STAY, MAIN SHIFTER Axe de fourchette	1	1	
5- 5	V72010-190090	O-RING Joint torique	1	1	
5- 6	1352-229-0030-0	SHIFTER, BACK Fourchette de m ab	1	1	No.1 ~ 110100
5- 6a	1352-229-0031-0	SHIFTER, BACK Fourchette de m ab	1	1	No.110101 ~
5- 7	1302-225-0030-0	SPRING, SHIFTER Ressort de verrouillage	1	1	
5- 8	V68010-000100	BALL, STEEL Bille de verrouillage	1	1	
5- 9	1352-229-0040-0	STAY, BACK SHIFTER Axe de fourchette	1	1	
5-10	V72010-190090	O-RING/P9 Joint torique	1	1	
5-11	1352-229-0050-0	PLATE, STAY SET Butée	2	2	
5-12	V20026-060120	BOLT/M6×12 Vis	2	2	
5-13	V40116-000600	WASHER, SP/M6 Rondelle frein	2	2	
5-14	1352-229-1000-0	ARM, SHIFT Selecteur	1	1	
5-15	V72010-240160	O-RING/P16 Joint torique	1	1	
5-16	1365-229-0010-0	SHIFTER, SIDE CLUTCH Fourchette de clabotage	2	2	
X5-17	1703-101-0200-0 1703-101-0200-0	COLLAR, SHIFTER Griffe de frottement	4	4	inf no. 82-2 (1/3) March 31, '82 (85-26)
5-18	1352-229-0060-0	PIN, SIDE CLUTCH Pivot	2	2	
5-19	V72010-240100	O-RING/P10A Joint torique	2	2	
5-20	1352-229-0070-0	ROD, SIDE CLUTCH Doigt	2	2	
5-21	V72010-190100	O-RING Joint torique	2	2	

Fig. 6

TENSION AND BRAKE SYSTEM
Embrayage & frein

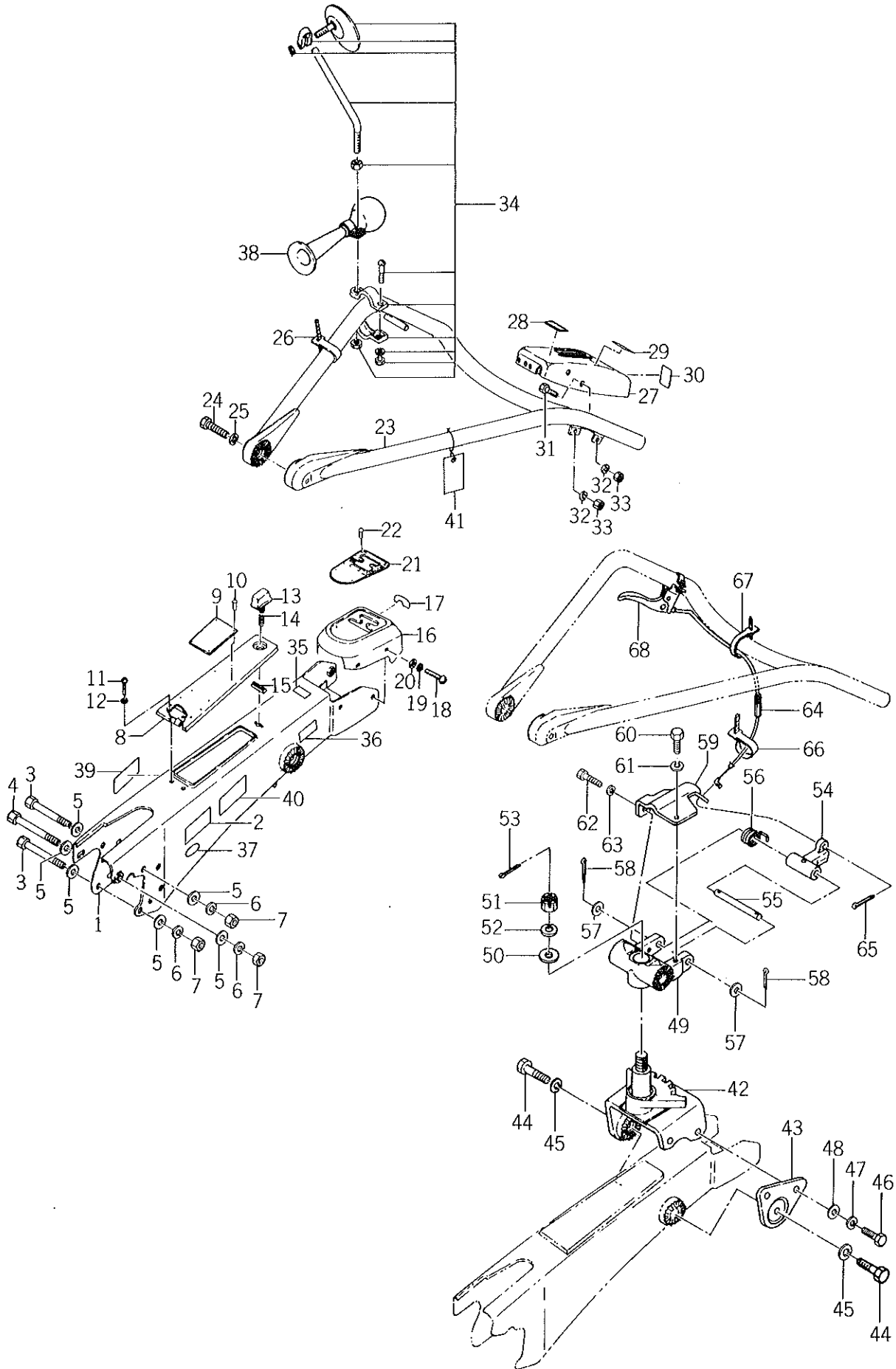


Ref. No. Réf. No.	Part No. Pièces No.	Description Désignation	Qty Quant.		Remarks Remarques
			E	HE	
6- 1	1372-201-0010-0	PULLEY, ENGINE/82-109 Poulie motrice	1	1	LIGHT GRAY Gris pale
	1372-201-0010-1	PULLEY, ENGINE/82-109 Poulie motrice	1	1	IRON BLUE Bleu acier
6- 2	1372-201-0020-0	SPACER Entretoise	1	1	LIGHT GRAY Gris pale
	1372-201-0020-1	SPACER Entretoise	1	1	IRON BLUE Bleu acier
6- 3	1352-201-0030-0	VELT, V/SB40 Courroie trapezoidale	1	1	
6- 4	1352-201-1000-0	PULLEY, V/141-170 Poulie menec	1	1	
6- 5	1317-201-0040-0	KEY Clavette	1	1	
6- 6	1324-205-0020-0	WASHER Rondelle	1	1	
6- 7	V40116-000800	WASHER, SP Rondelle frein	1	1	
6- 8	V20126-080200	BOLT/M8x20 Vis	1	1	
6- 9	1352-202-1000-0	ARM, TENSION (A) Bras de tension (A)	1	1	LIGHT GRAY Gris pale
	1352-202-1000-1	ARM, TENSION (A) Bras de tension (A)	1	1	IRON BLUE Bleu acier
6-10	1352-202-2000-0	ARM, TENSION (B) Bras de tension (B)	1	1	LIGHT GRAY Gris pale
	1352-202-2000-1	ARM, TENSION (B) Bras de tension (B)	1	1	IRON BLUE Bleu acier
6-11	1352-202-3000-0	PULLEY, TENSION Galet tendeur	2	2	LIGHT GRAY Gris pale
	1352-202-3000-1	PULLEY, TENSION Galet tendeur	2	2	IRON BLUE Bleu acier
6-12	1352-202-0010-0	SPRING TORQUE/28 Ressort de torsion	2	2	
6-13	1352-202-0020-0	BOLT, TENSION Axe de tendeur	1	1	
6-14	V70414-001500	RING, SNAP/C-TYPE 15 Collet d'axe	2	2	
6-15	V30026-001200	NUT/M12 Erou	1	1	
6-16	V40116-001200	WASHER, SP/M12 Rondelle frein	1	1	
6-17	1372-204-1000-0	STOPPER, BELT Garde-courroies	1	1	LIGHT GRAY Gris pale
	1372-204-1000-1	STOPPER, BELT Garde-courroies	1	1	IRON BLUE Bleu acier
6-18	V20126-080160	BOLT/M8x16 Vis	2	2	
6-19	V40116-000800	WASHER, SP/M8 Rondelle frein	2	2	
6-20	1352-917-0020-0	PULLEY, ENGINE/90 Poulie motrice	1	1	★
6-21	V20126-080350	BOLT/M8x35 Vis	3	3	★
6-22	V40116-000800	WASHER, SP/M8 Rondelle frein	3	3	★
6-23	1352-209-0010-0	DRUM, BRAKE Tambour de frein	1	1	
6-24	1352-209-0020-0	KEY/5x5x21 Clavette	1	1	
6-25	1324-205-0020-0	WASHER Rondelle	1	1	
6-26	V20126-080200	BOLT/M8x20 Vis	1	1	
6-27	V40116-000800	WASHER, SP/M8 Rondelle frein	1	1	
6-28	1352-209-1000-0	SHOE, BRAKE Machoire complete	1	1	
6-29	1352-209-0030-0	SPRING, TORQUE Ressort de torsion	1	1	
6-30	1352-209-0040-0	BOLT, BRAKE Pivot de frein	1	1	
6-31	V41316-001000	WASHER/M10 Rondelle	1	1	
6-32	V40116-001000	WASHER, SP/M10 Rondelle frein	1	1	
6-33	1352-209-0051-0	COVER, BRAKE Cloche de frein	1	1	

Ref. No. Réf. No.	Part No. Pièces No.	Description Désignation	Q'ty Quant.		Remarks Remarques
			E	HE	
6-34	V20026-060120	BOLT/M6×12 Vis	2	2	
6-35	V41316-000600	WASHER/M6 Rondelle	2	2	
6-36	V40116-000600	WASHER, SP/M6 Rondelle frein	2	2	
6-37	1352-621-0010-0	BELT, V/SM40 Courroie trapezoidale	1	1	
6-38	1352-621-0010-0	CLAMP Bride	1	1	

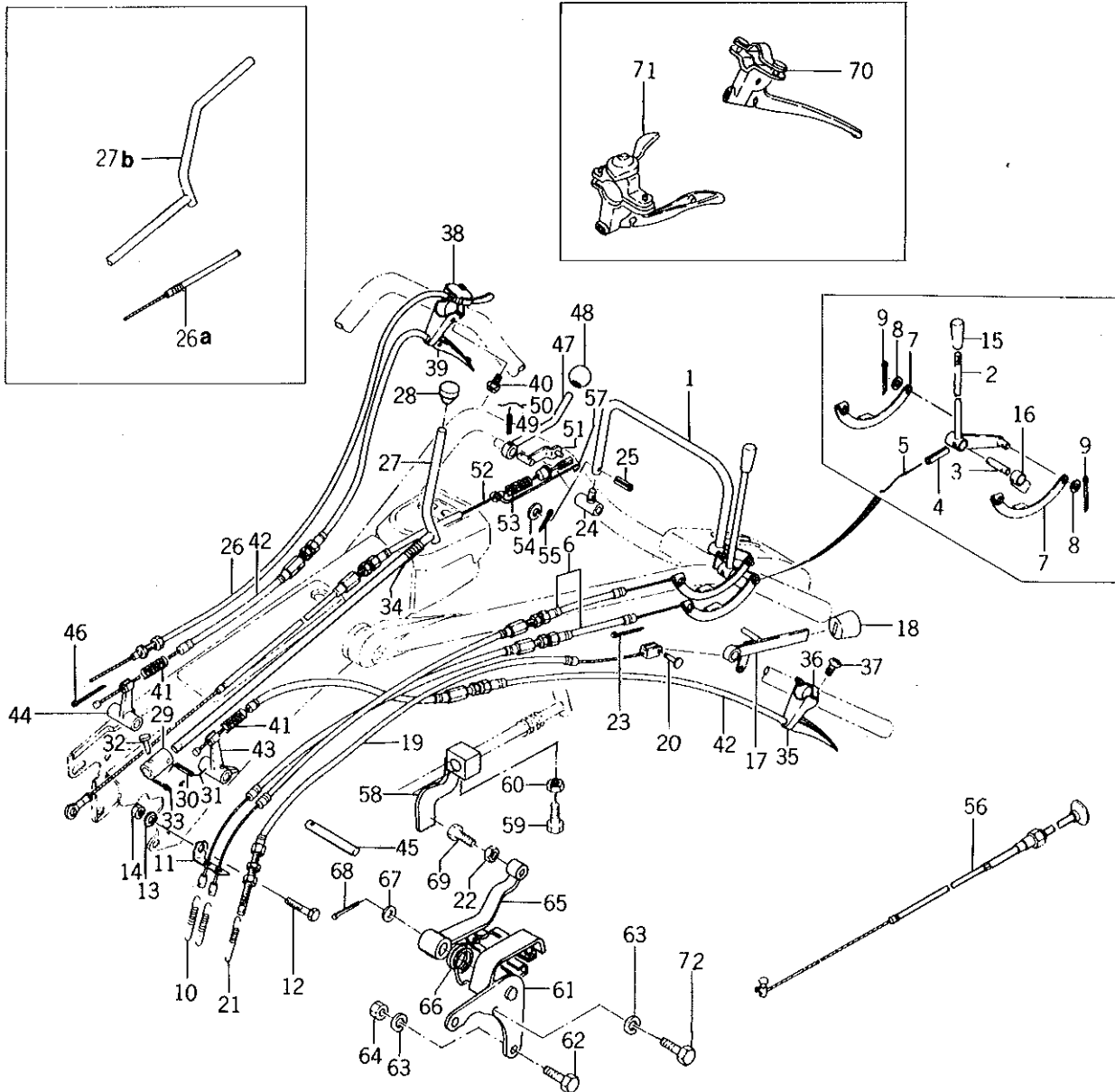
Fig. 7

HANDLE FRAME
Mancherons



Ref. No. Réf. No.	Part No. Pièces No.	Description Désignation	Q'ty Quant.		Remarks Remarques
			E	HE	
7- 1	1352-301-1000-1	FRAME, HANDLE Age	1	1	No.1 ~ 105449
7- 1a	1352-301-1001-1	FRAME, HANDLE Age	1	1	No.105450 ~
7- 2	1352-952-0040-0	MARK, BELT ADJ Etiquette d'embrayage	1	1	
7- 3	V20126-101200	BOLT/M10×120 Vis	2	2	
7- 4	V20126-101250	BOLT/M10×125 Vis	1	1	
7- 5	V41316-001000	WASHER/M10 Rondelle	6	6	
7- 6	V40116-001000	WASHER/M10 Rondelle frein	3	3	
7- 7	V30126-001000	NUT/M10 Ecrou	3	3	
7- 8	1365-301-2000-0	COVER, BOX Portillon d'age	1	1	MILKY WHITE Laiteux
	1365-301-2000-1	COVER, BOX Portillon d'age	1	1	IVORY WHITE Ivoire
7- 9	1372-951-0011-0	MARK, MODEL Plaquette	1	1	
7-10	V29120-200040	RIVET/2×4 Rivet	4	4	
7-11	V11116-500120	SCREW/M5×12 Vis	2	2	
7-12	V40116-000500	WASHER, SP/M5 Rondelle frein	2	2	
7-13	1352-301-0010-0	KNOB, SET Fermeture	1	1	
7-14	1352-301-0020-0	SPRING, PRESS/14 Ressort	1	1	
7-15	V58014-030180	PIN, SPRING/3×18 Goupille elastique	1	1	
7-16	1352-301-3000-0	PANEL, HANDLE Grille de vitesses	1	1	
7-17	1352-902-0070-0	MARK, SWITCH (A) Etiquette	1	1	
7-18	V11116-600120	SCREW/M6×12 Vis	4	4	
7-19	V40116-000600	WASHER, SP/M6 Rondelle frein	4	4	
7-20	V41316-000600	WASHER/M6 Rondelle	4	4	
7-21	1352-951-0020-0	MARK, MAIN SHIFT Repere de vitesses	1	1	
7-22	V29120-200060	RIVET/2×6 Rivet	6	6	
7-23	1352-311-1000-0	PIPE, HANDLE Mancheron delta	1	1	
7-24	V20146-120450	BOLT/M12×45 9T Vis	2	2	
7-25	V40116-001200	WASHER, SP/M12 Rondelle frein	2	2	
7-26	1427-621-0260-0	CLAMP, HARNESS/150 Agrafe	2	2	
7-27	1352-404-1002-2	BOX, CLUTCH Guide d'embrayage	1	1	MILKY WHITE Laiteux
	1352-404-1002-1	BOX, CLUTCH Guide d'embrayage	1	1	IVORY WHITE Ivoire
7-28	1352-952-0010-0	MARK, CLUTCH (A) Repere d'embrayage	1	1	
7-29	1352-952-0020-0	MARK, CLUTCH (B) Repere d'embrayage	1	1	
7-30	1352-952-0030-0	MARK, BRAKE Repere de frein	1	1	
7-31	V20126-080160	BOLT/M8×16 Vis	2	2	
7-32	V40116-000800	WASHER, SP/M8 Rondelle frein	2	2	
7-33	V30026-000800	NUT/M8 Ecrou	2	2	
7-34	1324-300-0510-0	MIRROR, BACK UNIT Retroviseur	1	1	
7-35	1324-957-0120-0	MARK Etiquette de mise en garde	1	1	
7-36	1331-954-0060-0	MARK Etiquette de mise en garde	1	1	

Ref. No. Réf. No.	Part No. Pièces No.	Description Désignation	Q'ty Quant.		Remarks Remarques
			E	HE	
7-37	4114-606-0030-0	MARK, ISO Label iso	1	1	
7-38	1352-600-0520-0	HORN Corne	1	1	
7-39	1372-952-0010-0	MARK Etiquette	1	1	
7-40	1372-952-0020-0	MARK Etiquette	1	1	
7-41	1364-902-0090-0	MARK Etiquette	1	1	
7- 0-1	1372-351-0000-0	HANDLE REVOLUTION ASS'Y Mancheron ensemble		1	HE, HER
7-42	1372-351-2000-0	•BRACKET Support		1	
7-43	1372-351-2100-0	•PLATE, SET Barette		1	
7-44	V20146-120450	•BOLT/M12x45 Vis		2	
7-45	V40116-001200	•WASHER, SP/M12 Rondelle frein		2	
7-46	V20146-100250	•BOLT/M10x25 Vis		2	
7-47	V40116-001000	•WASHER, SP/M10 Rondelle frein		2	
7-48	V41316-001000	•WASHER/M10 Rondelle		2	
7-49	1372-351-0010-0	•METAL, BRACKET Coquille		1	
7-50	1372-351-0020-0	•WASHER/17x40x5 Rondelle		1	
7-51	V32126-001600	•NUT/M16 Ecrou		1	
7-52	V40116-001600	•WASHER, SP/M16 Rondelle frein		1	
7-53	V50015-400350	•PIN, SPLIT/4x35 Goupille fendue		1	
7-54	1372-351-0030-0	•METAL, LOCK Coquille arretoir		1	★ HER
7-55	1324-351-0040-0	•PIN Axe		1	
7-56	1324-353-0050-0	•SPRING, TORQUE/36 Ressort de torsion		1	
7-57	V41316-001200	•WASHER/M12 Rondelle		2	
7-58	V50015-300200	•PIN, SPLIT/3x20 Goupille fendue		2	
7-59	1372-351-0040-0	•HOLDER, WIRE Pivot		1	
7-60	V20126-080160	•BOLT/M8x16 Vis		1	
7-61	V40116-000800	•WASHER, SP/M8 Rondelle frein		1	
7-62	V20026-060350	•BOLT/M6x35 Vis		1	
7-63	V40116-000600	•WASHER, SP/M6 Rondelle frein		1	
7-64	1372-351-0050-0	•WIRE, HANDLE LOCK Cable		1	
7-65	V50015-250150	•PIN, SPLIT/2.5x15 Goupille fendue		1	
7-66	1376-402-0030-0	•BAND, WIRE/140 Bracelet		1	
7-67	1427-621-0260-0	•CLAMP, HARNESS/150 Agrafe		1	
7-68	1372-351-2200-0	•LEVER, LOCK Poignee		1	

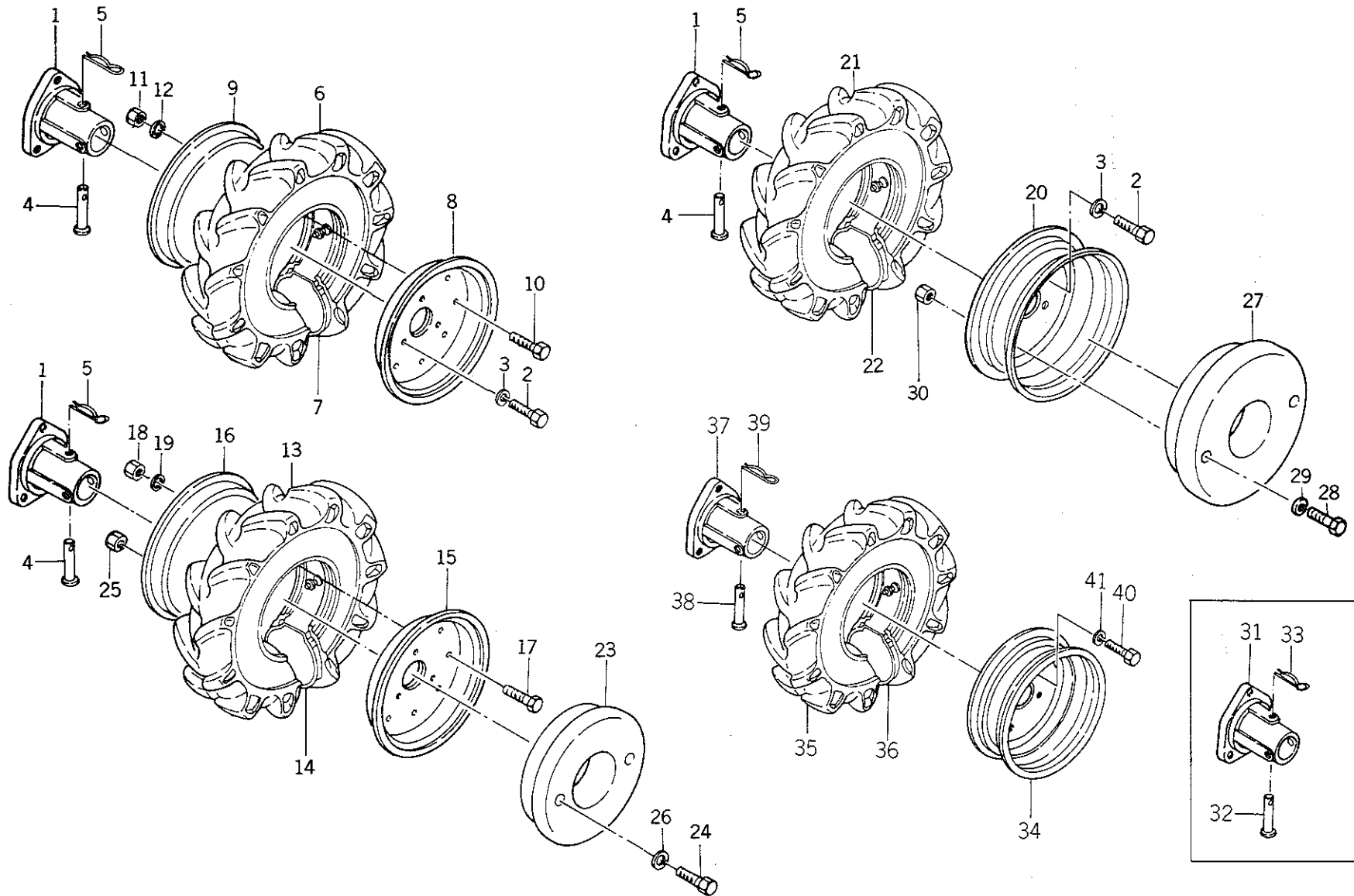


Ref. No. Réf. No.	Part No. Pièces No.	Description Désignation	Q'ty Quant.		Remarks Remarques
			E	HE	
8- 1	1352-404-2001-0	LEVER, ARCH Arceau d'embrayage	1	1	
8- 2	1352-404-3001-0	LEVER, CLUTCH Lever d'embrayage	1	1	
8- 3	1352-404-0011-0	PIN, CLUTCH Axe d'embrayage	1	1	
8- 4	V58014-040220	PIN, SPRING/4x22 Goupille elastique	2	2	
8- 5		WIRE Fil d'arret	2	2	
8- 6	1352-404-0020-0	WIRE, CLUTCH Cable d'embrayage	2	2	No.1 ~ 113550
8- 6a	1372-401-0010-0	WIRE, CLUTCH Cable d'embrayage	2	2	No.113551 ~
8- 7	1352-405-1000-2	TRIGGER, WIRE Main de cable	2	2	MILKY WHITE Laitoux
	1352-405-1000-3	TRIGGER, WIRE Main de cable	2	2	IVORY WHITE Ivoire
8- 8	V41316-000800	WASHER/M8 Rondelle	2	2	
8- 9	V50016-200140	PIN, SPLIT/2x14 Goupille fendue	2	2	
8-10	1352-404-0040-0	SPRING, CLUTCH Ressort	2	2	
8-11	1352-404-0050-0	GLIP, WIRE Equerre d'arret	1	1	
8-12	V20126-080750	BOLT/M8x75 Vis	1	1	
8-13	V40116-000800	WASHER, SP/M8 Rondelle frein	1	1	
8-14	V30026-000800	NUT/M8 Ecrou	1	1	
X 8-15	2101-230-0010-0 4106-105-3030-0	GRIP KNOB Poignee	1	1	(A) info 02-21 (3/3) March 31, '82
8-16	1352-404-4002-0	ARM, SHIFT (A) Fourchette	1	1	MILKY WHITE Laitoux
	1352-404-4002-3	ARM, SHIFT (A) Fourchette	1	1	IVORY WHITE Ivoire
8-17	1352-404-6002-0	LEVER, BRAKE Lever de frein	1	1	
8-18	1352-404-0070-0	KNOB, LEVER/24 Embout	1	1	
8-19	1352-404-0080-0	WIRE, BRAKE UNIT Cable de frein	1	1	No.1 ~ 113550
8-19a	1372-401-0020-0	WIRE, BRAKE UNIT Cable de frein	1	1	No.113551 ~
8-20	1352-404-0090-0	PIN/6x10 Axe	1	1	
8-21	1352-404-0100-0	SPRING, BRAKE Ressort	1	1	★ER, HER
8-22	V30226-000800	NUT/M8 Ecrou	1	1	
8-23	V50016-200140	PIN, SPLIT/2x14 Goupille fendue	1	1	
8-24	1352-404-8000-0	HOLDER, CLUTCH LEVER Pivot d'arceau	1	1	
8-25	V58014-030150	PIN, SPRING/3x15 Goupille elastique	1	1	
8-26	1365-402-0010-0	WIRE, THROTTLE UNIT Cable d'accelerateur	1	1	No.1 ~ 113550
8-26a	1326-402-0020-0	WIRE, THROTTLE UNIT Cable d'accelerateur	1	1	No.113551 ~
8-27	1352-403-1001-0	LEVER, SHIFT Lever de changement de vitesses	1	1	No.1 ~ 106400
8-27a	1352-403-1002-0	LEVER, SHIFT Lever de changement de vitesses	1	1	No.106401 ~ 113550
8-27b	1372-451-2000-0	LEVER, SHIFT Lever de changement de vitesses	1	1	No.113551 ~ } HE ★ HER
8-28	4106-105-3030-0	GRIP Pommeau	1	1	
8-29	1352-403-0010-0	JOINT Accouplement	1	1	No.1 ~ 106400
8-29a	1352-403-0011-0	JOINT Accouplement	1	1	No.106401 ~
8-30	V58014-040280	JOINT Accouplement	1	1	No.1 ~ 106400
8-30a	V58014-050280	PIN, SPRING Goupille elastique	1	1	No.106401 ~

Ref. No. Réf. No.	Part No. Pièces No.	Description Désignation	Q'ty Quant.		Remarks Remarques
			E	HE	
8-31		WIRE Fil d'arret	1	1	
8-32	1352-403-0020-0	PIN/5x28 Axe	1	1	
8-33	V50015-160120	PIN, SPLIT/16x12 Goupille fendue	1	1	
8-34	1352-403-0030-0	SPRING, PRESS/65 Ressort de rappel	1	1	
8- 0-1	1324-400-0510-0	LEVER, LH UNIT Direction	1	1	No.1 ~ 105500
8- 0-1a	1352-400-0520-0	LEVER, LH UNIT Poignee comp.	1	1	No.105501 ~ INTERCHANGEABLE WITH 8-70
8-35		LEVER, LH Poignee gauche	1	1	
8-36		BAND Bride	1	1	
8-37	V20026-060250	BOLT/M6x25 Vis	2	2	
8- 0-2	1352-400-0510-0	LEVER, RH UNIT Direction a droite	1	1	INTERCHANGEABLE WITH 8-71
8-38		LEVER, LONG Manettes des gaz	1	1	
8-39		LEVER, RH Poignee droite	1	1	
8-40	V20026-060250	BOLT/M6x25 Vis	2	2	
8-41	1317-406-0020-0	SPRING, RETURN Ressort de rappel	2	2	
8-42	1352-406-0010-0	WIRE, SIDE CLUTCH Cable de clabotage	2	2	No.1 ~ 113550
8-42a	1372-406-0010-0	WIRE, SIDE CLUTCH Cable de clabotage	2	2	No.113551 ~
8-43	1352-406-0020-0	ARM, SIDE CLUTCH LH Etrier gauche	1	1	
8-44	1352-406-0030-0	ARM, SIDE CLUTCH RH Etrier droit	1	1	
8-45	1352-406-0040-0	PIN, SIDE CLUTCH Axe d'etrier	1	1	No.1 ~ 113550
8-45a	1352-406-0060-0	PIN, SIDE CLUTCH Axe d'etrier	1	1	No.113551 ~
8-46	V50016-300180	PIN, SPLIT Goupille fendue	1	1	
8-47	1352-416-1001-0	LEVER, STAND Lever de bequille	1	1	
8-48	1414-117-0040-0	KNOB, LEVER Pommeau	1	1	
8-49	V58014-040220	PIN, SPRING/4x22 Goupille elastique	1	1	
8-50		WIRE Fil d'arret	1	1	
8-51	1352-416-2000-2	ARM, WIRE Bras de rappel	1	1	MILKY WHITE Laiteux
	1352-416-2000-3	ARM, WIRE Bras de rappel	1	1	IVORY WHITE Ivoire
8-52	1352-416-0011-0	WIRE, STAND UNIT Cable de bequille	1	1	
8-53	1352-416-0021-0	SPRING, TENSION, 63 Ressort	1	1	
8-54	V41016-000800	WASHER/M8 Rondelle	2	2	
8-55	V50016-200150	PIN, SPLIT Goupille fendue	2	2	
8-56	1352-402-0010-0	WIRE, CHOKE UNIT Cable de starter	1	1	
8-57	1352-416-0030-0	SPRING, STOPPER Limiteur	1	1	
8-58	1352-712-1000-0	ARM, BACKPROOF Bras de selecteur	1	1	} ★ER, HER
8-59	V20126-080200	BOLT/M8x20 Vis	1	1	
8-60	V30226-000800	NUT/M8 Ecrou	1	1	
8-61	1352-712-2000-0	BRACKET, LEVER Support de levier	1	1	
8-62	V20026-060200	BOLT/M6x20 Vis	2	2	

Ref. No. Réf. No.	Part No. Pièces No.	Description Désignation	Qty Quant.		Remarks Remarques	
			E	HE		
8-63	V40116-000600	WASHER, SP/M6 Rondelle frein	3	3	} ★ER, HER	
8-64	V30026-000600	NUT/M6 Ecrou	1	1		
8-65	1352-712-3000-0	LEVER, BACKPROOF Lever	1	1		
8-66	1352-712-0010-0	SPRING, TORQUE Ressort de torsion	1	1		
8-67	V41316-001200	WASHER/M12 Rondelle	1	1		
8-68	V50016-300200	PIN, SPLIT/3×20 Goupille fendue	1	1		
8-69	W20126-080350	BOLT/M8×35 S=35 Vis	1	1		
8-70	1352-406-2000-0	LEVER, LH UNIT Poignee comp.	1	1		INTERCHANGEABLE WITH 8-0-1a
8-71	1352-406-2100-0	LEVER, RH UNIT Direction a droite	1	1		INTERCHANGEABLE WITH 8-0-2
8-72	V20026-060250	BOLT/M6×25 Vis	1	1		

Fig. 9
WHEEL
Roues

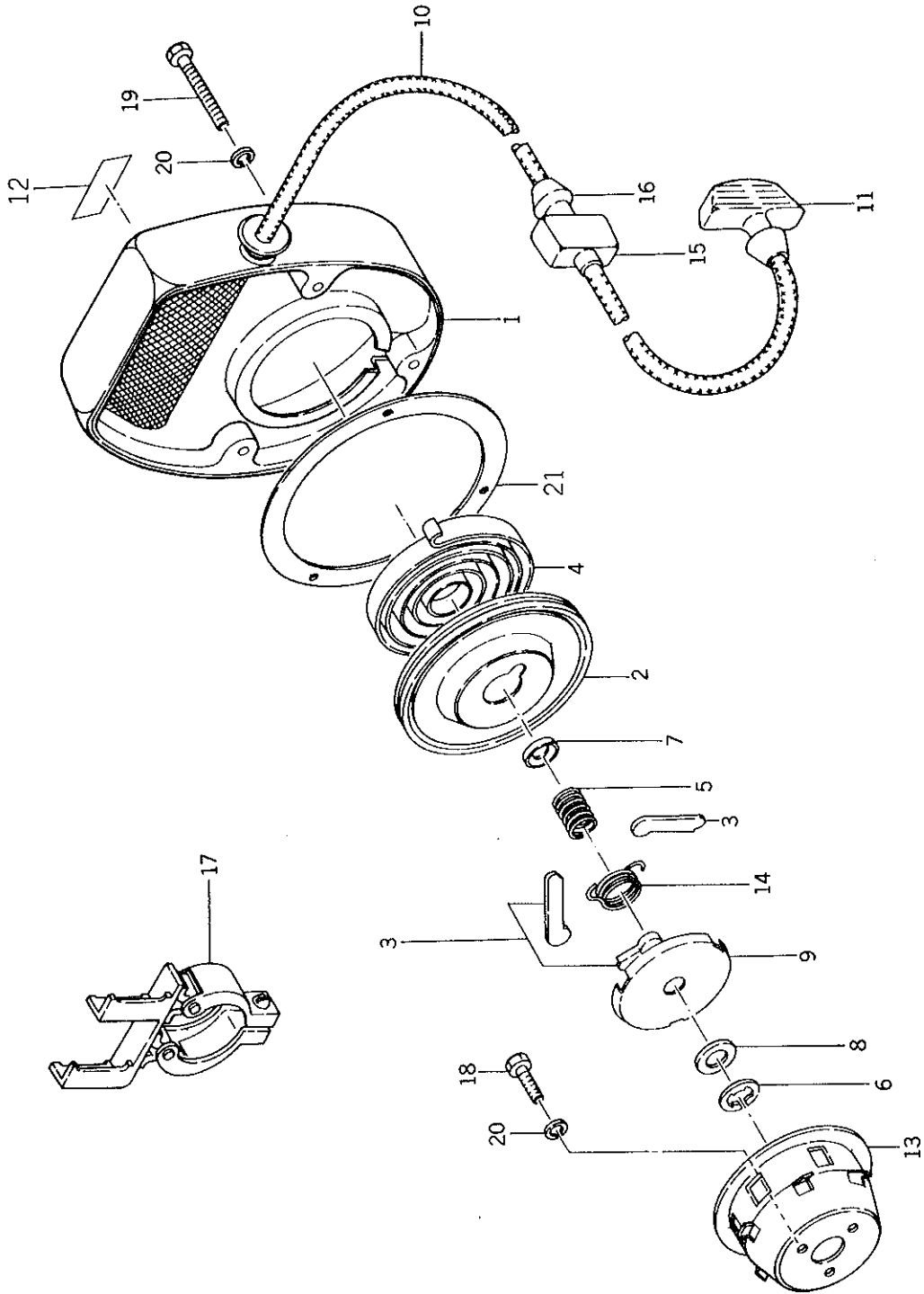


Ref. No. Réf. No.	Part No. Pièces No.	Description Désignation	Q'ty Quant.		Remarks Remarques
			E	HE	
9- 1	1340-241-0010-0	BOSS, WHEEL Moyeu	2	2	★ WHITE Blanc
	1340-241-0010-1	BOSS, WHEEL Moyeu	2	2	★ IVORY WHITE Ivoire
9- 2	V20126-120200	BOLT, M12x20 Vis	6	6	★
9- 3	V40116-001200	WASHER, SP/M12 Rondelle frein	6	6	★
9- 4	1365-241-0020-0	PIN, HEADED Goupille	4	4	★
9- 5	1305-241-0010-0	PIN, HAIR Attache beta	4	4	★
9- 0-1	1325-200-9030-0	TIRE, LH/4.00-92 ASSY Roue gauche	1	1	★
9- 0-2	1325-200-9040-0	TIRE, RH/4.00-92 ASSY Roue droite	1	1	★
9- 6	V88202-400090	TIRE/4.00-92 Pneu	2	2	★
9- 7	V88300-400090	TUBE/4.00-9 Chambre a air	2	2	★
9- 0-3	1325-200-9020-0	DRUM, WHEEL ASSY Jante	2	2	★
9- 8	1325-241-0020-0	DRUM, WHEEL Flasque	2	2	△
9- 9	1325-241-0030-0	DRUM, WHEEL Flasque	2	2	△
9-10	V20126-100160	BOLT/M10x16 Vis	12	12	★
9-11	V30026-001000	NUT/M10 Ecrou	12	12	★
9-12	V40116-001000	WASHER, SP/M10 Rondelle frein	12	12	★
9- 0-4	1337-200-9090-0	TIRE, LH/4.00-92 ASSY Roue gauche	1	1	★
9- 0-5	1337-200-9100-0	TIRE, RH/4.00-92 ASSY Roue droite	1	1	★
9-13	V88202-400090	TIRE/4.00-92 Pneu	2	2	★
9-14	V88300-400090	TUBE/4.00-9 Chambre a air	2	2	★
9- 0-6	1337-200-9110-0	DRUM, WHEEL/3.000-9 ASSY Jante	2	2	★
9-15	1337-241-0020-0	DRUM, WHEEL Flasque	2	2	△
9-16	1337-241-0030-0	DRUM, WHEEL Flasque	2	2	△
9-17	V20126-100160	BOLT/M10x16 Vis	12	12	★
9-18	V30026-001000	NUT/M10 Ecrou	12	12	★
9-19	V40116-001000	WASHER, SP/M10 Rondelle frein	12	12	★
9- 0-7	1365-200-9010-0	TIRE, LH/4.00-10 ASSY Roue gauche	1	1	★
9- 0-8	1365-200-9020-0	TIRE, RH/4.00-10 ASSY Roue droite	1	1	★
9-20	1365-241-0010-1	DRUM, WHEEL/4.00-10 Jante	2	2	★
9-21	V88202-400100	TIRE/4.00-10 Pneu	2	2	★
9-22	V88300-400100	TUBE/4.00-10 Chambre a air	2	2	★
9-23	1301-931-0010-0	WEIGHT, WHEEL/4.00-10 Masse pour roue	2	2	★
9-24	V20026-080800	BOLT/M8x80 Vis	4	4	★
9-25	V30026-000800	NUT/M8 Ecrou	4	4	★
9-26	V40116-000800	WASHER, SP/M8 Rondelle frein	4	4	★
9-27	1317-931-0010-0	WEIGHT, WHEEL/4.00-10 Masse pour roue	2	2	★
9-28	V20026-080850	BOLT/M8x85 Vis	4	4	★
9-29	V40116-000800	WASHER, SP/M8 Rondelle frein	4	4	★
9-30	V30026-000800	NUT/M8 Ecrou	4	4	★

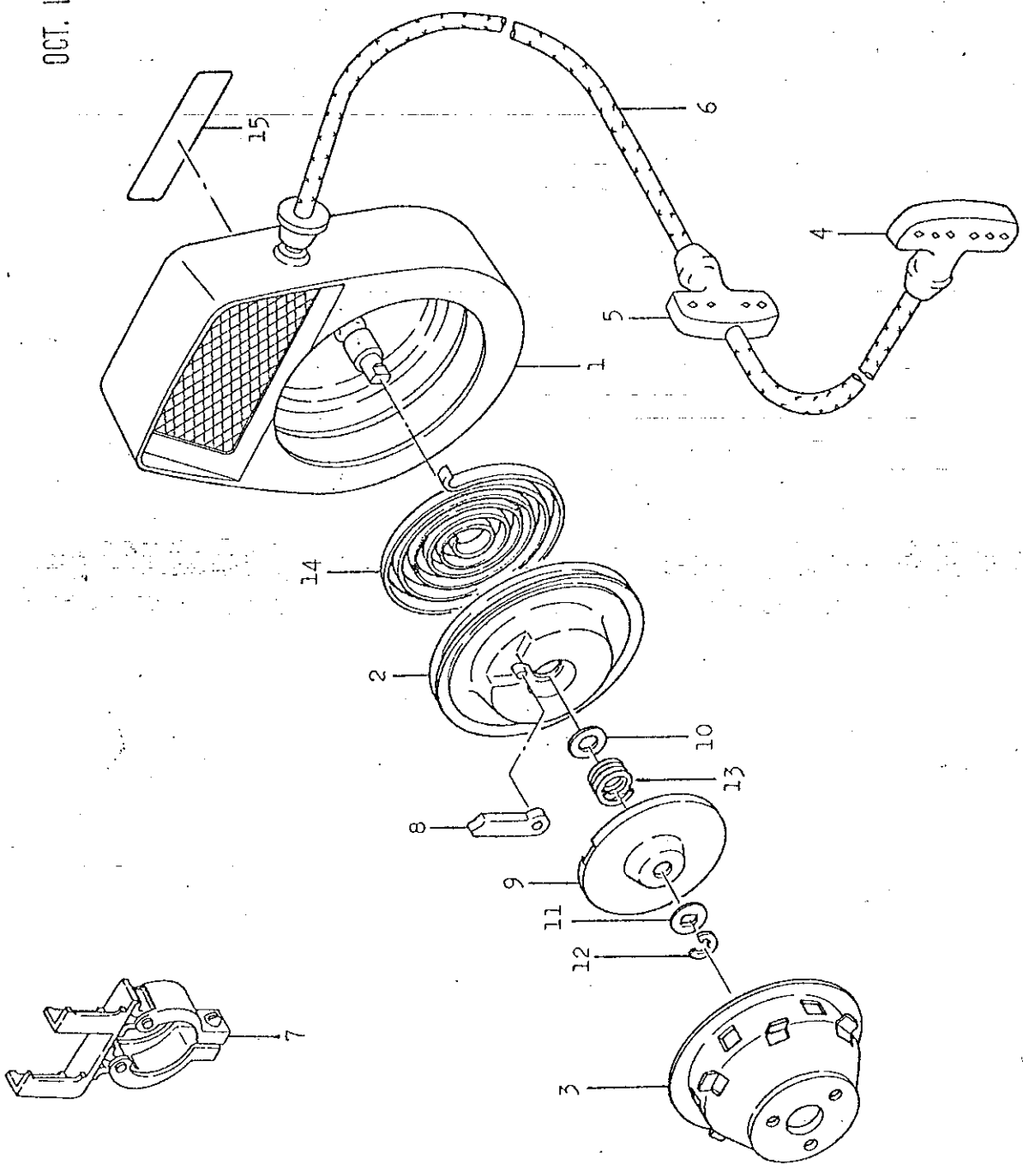
INTERCHANGEABLE
Echangeable

Ref. No. Réf. No.	Part No. Pièces No.	Description Désignation	Qty Quant.		Remarks Remarques
			E	HE	
9-31	1340-241-0010-0	BOSS, WHEEL Moyeu	2	2	
9-32	1365-241-0020-0	PIN, HEADED Goupille	4	4	
9-33	1305-241-0011-0	PIN, HAIR Attache beta	4	4	
9-34	1365-241-0010-0	DRUM, WHEEL/3.50B×10DC Flasque	2	2	★
9-35	V88202-400100	TIRE/4.00-10 Pneu	2	2	★
9-36	V88300-400100	TUBE/4.00-10 Chambre a air	2	2	★
9-37	1340-241-0010-0	BOSS, WHEEL Moyeu	2	2	★
9-38	1365-241-0020-0	PIN, HEADED Goupille	4	4	★
9-39	1305-241-0010-0	PIN, HAIR Attache beta	4	4	★
9-40	V20126-120200	BOLT/M12×20 Vis	6	6	★
9-41	V40116-001200	WASHER, SP/M12 Rondelle frein	6	6	★

Fig. 10 RECOIL STARTER
Lanceur



OCT. 14 1981



Applicable Parts Catalogue (Book No.) KS500-1 (No.1300-098-0070-0)	Subject: Modified STARTER,RECOIL ASSY (one-ratchet type)	Inf. No. 81-13 (1/2)
		Date issued OCT. 14. 1981

No.	Page	Ref. No.	Old			New			I T C	Applicable model
			Parts No.	Description	Q'ty	Parts No.	Description	Q'ty		
	46	10-0-1	1352-100-0520-0	STARTER,RECOIL ASSY	1	1372-151-2100-0	STARTER,RECOIL ASSY	1	ⓑ *	
1.						1372-121-2110-0	.CASE,SUB	1		
2.						1372-121-2120-0	.REEL,SUB	1		
3.						1372-121-2130-0	.PULLEY,SUB	1		
4.						1372-121-2140-0	.HANDLE,B	1		
5.						1372-121-2240-0	.HANDLE,A	1		
6.						1372-121-2260-0	.ROPE	1		
7.						1372-121-2150-0	.HOOK,WIRE	1		
8.						1372-121-2160-0	.RATCHET	1		
9.						1372-121-2170-0	.GUIDE,RATCHET	1		
10.						1372-121-2180-0	.WASHER	1		
11.						1372-121-2190-0	.WASHER	1		
12.						1372-121-2210-0	.RING,SNAP/E 8	1		
13.						1372-121-2220-0	.SPRING,COIL	1		
14.						1372-121-2230-0	.SPRING,SPIRAL	1		
15.						1372-151-2110-0	.MARK,TRADE	1		

* Component parts are not interchangeable.

ITC (Interchangeability)

Ⓐ : Old New

Ⓑ : Old New

Ⓒ : Old New

Ⓓ : Abolished

Ⓔ : Newly included

AK8100720

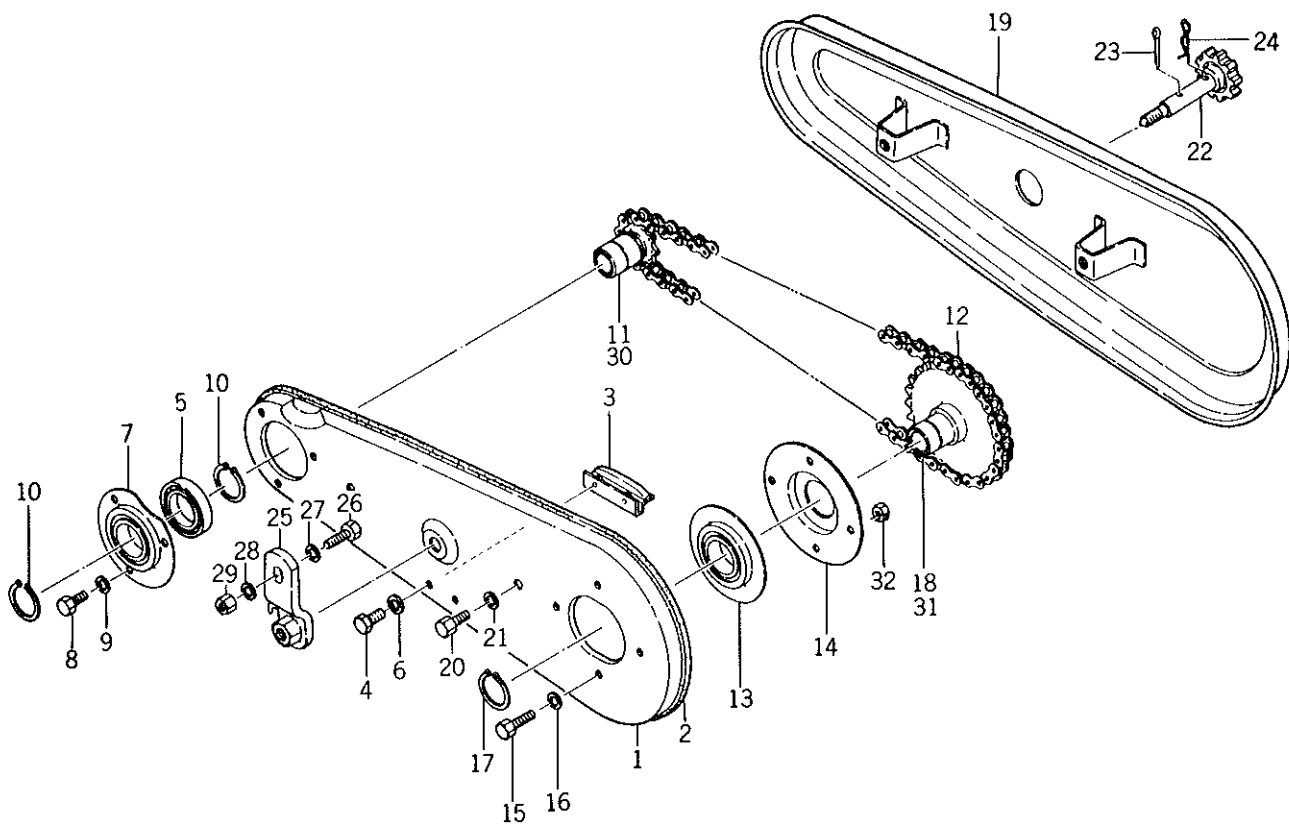
ISEKI & CO., LTD. Foreign Affairs Division.



Ref. No. Réf. No.	Part No. Pièces No.	Description Désignation	Q'ty Quant.		Remarks Remarques
			E	HE	
X 10- 0-1	1352-100-0520-0 1372-151-2100-0	STARTER, RECOIL ASSY Lanceur complet	1	1	③ * not interch. info no 81-13 (1/2) oct 14, 81.
10- 1	1352-121-0020-0	CASE, STARTER Carter de lanceur	1	1	
10- 2	1352-121-0030-0	REEL Bobine de renvidage	1	1	
10- 3	1374-121-0040-0	RATCHET Cliquet	3	3	
10- 4	1374-121-0050-0	SPRING, SPIRAL Ressort spirale	1	1	
10- 5	1374-121-0060-0	SPRING, FRICTION Ressort de frottement	1	1	
10- 6	V71020-000800	RING, SNAP/E-TYPE Collet d'axe	1	1	
10- 7	1374-121-0080-0	WASHER Rondelle	1	1	
10- 8	1352-121-0040-0	WASHER, THRUST Rondelle d'appui	1	1	
10- 9	1374-121-0100-0	PLATE, FRICTION Disque d'encliquetage	1	1	
10-10	1352-121-0050-0	ROPE Cordon	1	1	
10-11	1329-121-0140-0	HANDLE Poignée	1	1	
10-12	1352-151-0010-0	MARK Trade mark	1	1	
10-13	1352-121-0120-0	PULLEY, STARTER Poulie d'entraînement	1	1	
10-14	1374-121-0130-0	SPRING, RETURN Ressort de rappel	1	1	
10-15	1352-121-0060-0	DAMPER Amortisseur de renvidage	1	1	
10-16	1352-121-0070-0	PIECE, DAMPER Coupelle d'arrêt	1	1	
10-17	1352-121-0080-0	HOOK, WIRE Crochet de poignée	1	1	
10-18	V20026-060120	BOLT/M6x12 Vis	3	3	
10-19	V20026-060650	BOLT/M6x65 Vis	3	3	
10-20	V40116-000600	WASHER, SP/M6 Rondelle frein	6	6	
10-21	1352-121-0010-0	PACKING Joint	1	1	★

Fig. 11

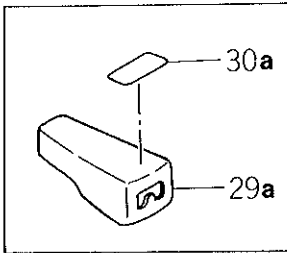
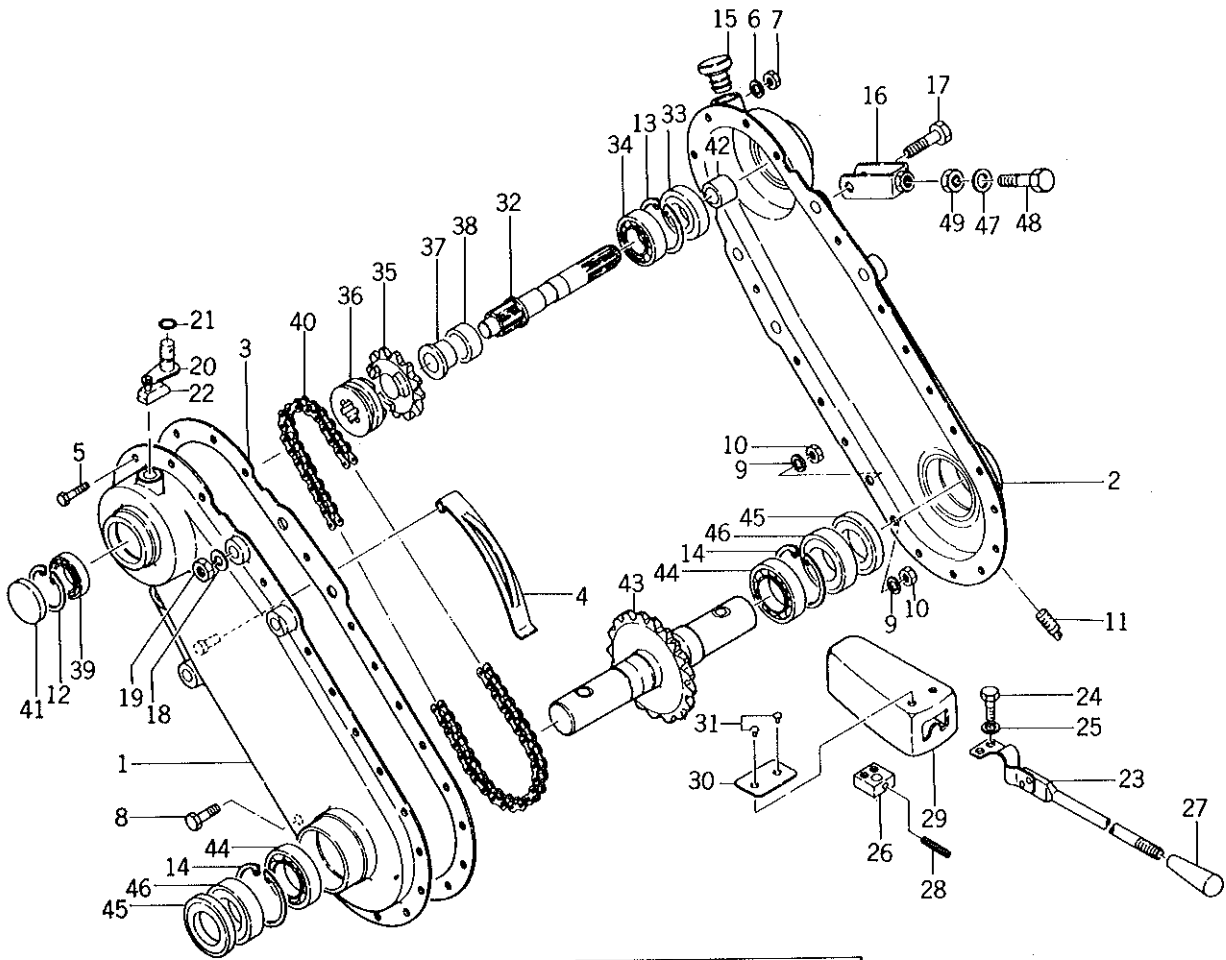
COUNTER CHAIN CASE
Chaîne intermédiaire



Ref. No. Réf. No.	Part No. Pièces No.	Description Désignation	Q'ty Quant.		Remarks Remarques
			ER	HER	
11- 1	1352-701-1001-0	CASE, COUNTER CHAIN Carter de chaîne	1	1	LIGHT GRAY Gris pale
	1352-701-1001-1	CASE, COUNTER CHAIN Carter de chaîne	1	1	IRON BLUE Bleu acier
11- 2	1352-701-0010-0	PACKING, RUBBER Joint caoutchouc	1	1	
11- 3	1352-701-0020-0	GUIDE, CHAIN Guide chaîne	1	1	
11- 4	V20046-060100	BOLT/M6×10 9T Vis	2	2	
11- 5	V60012-060060	BEARING, RB/6006Z Roulement	1	1	
11- 6	V40116-000600	WASHER, SP/M6 Rondelle frein	2	2	
11- 7	1352-701-0080-0	GUIDE, BEARING Palier primaire	1	1	LIGHT GRAY Gris pale
	1352-701-0080-1	GUIDE, BEARING Palier primaire	1	1	IRON BLUE Bleu acier
11- 8	V20026-060120	BOLT/M6×12 Vis	3	3	
11- 9	V40116-000600	WASHER, SP/M6×12 Rondelle frein	3	3	
11-10	V70414-003000	RING, SNAP/C-TYPE 30 Collet d'axe	2	2	
11-11	1352-701-0030-0	SPROCKET/9T Pignon	1	1	
11-12	1337-708-0060-0	CHAIN, ROLLER Chaîne	1	1	
11-13	1340-701-3000-0	METAL, CHAIN CASE (B) Palier secondaire	1	1	LIGHT GRAY Gris pale
	1340-701-3000-2	METAL, CHAIN CASE (B) Palier secondaire	1	1	IRON BLUE Bleu acier
11-14	1340-701-0040-0	GUIDE, METAL Flasque de palier	1	1	
11-15	V20026-060120	BOLT/M6×12 Vis	4	4	
11-16	V40116-000600	WASHER, SP/M6 Rondelle frein	4	4	
11-17	V70414-003000	RING, SNAP/C-TYPE 30 Collet d'axe	1	1	
11-18	1352-701-0040-0	SPROCKET/26T Pignon	1	1	
11-19	1352-701-3001-0	COVER, CHAIN CASE Couvercle de carter	1	1	LIGHT GRAY Gris pale
	1352-701-3001-1	COVER, CHAIN CASE Couvercle de carter	1	1	IRON BLUE Bleu acier
11-20	V20126-080160	BOLT/M8×16 Vis	2	2	
11-21	V40116-000800	WASHER, SP/M8 Rondelle frein	2	2	
11-22	1352-701-5000-0	KNOB, SET Bouton de fermeture	1	1	
11-23	V50016-300280	PIN, SPLIT/3×28 Goupille fendue	1	1	
11-24	1352-701-0070-0	PIN, HAIR Attache beta	1	1	
11-25	1352-701-4001-0	HOLDER, CHAIN CASE Patte de fixation	1	1	LIGHT GRAY Gris pale
	1352-701-4001-1	HOLDER, CHAIN CASE Patte de fixation	1	1	IRON BLUE Bleu acier
11-26	V20126-100250	BOLT/M10×25 Vis	1	1	
11-27	V41326-001000	WASHER/M10 Rondelle	2	2	
11-28	V40116-001000	WASHER/M10 Rondelle frein	1	1	
11-29	V30026-001000	NUT/M10 Ecrou	1	1	
11-30	1352-701-0050-0	SPROCKET/12T Pignon	1	1	★
11-31	1352-701-0060-0	SPROCKET/24T Pignon	1	1	★
11-32	V30026-000600	NUT/M16 Ecrou	4	4	

Fig. 12

ROTARY CHAIN CASE
Transmission de rotobineuse



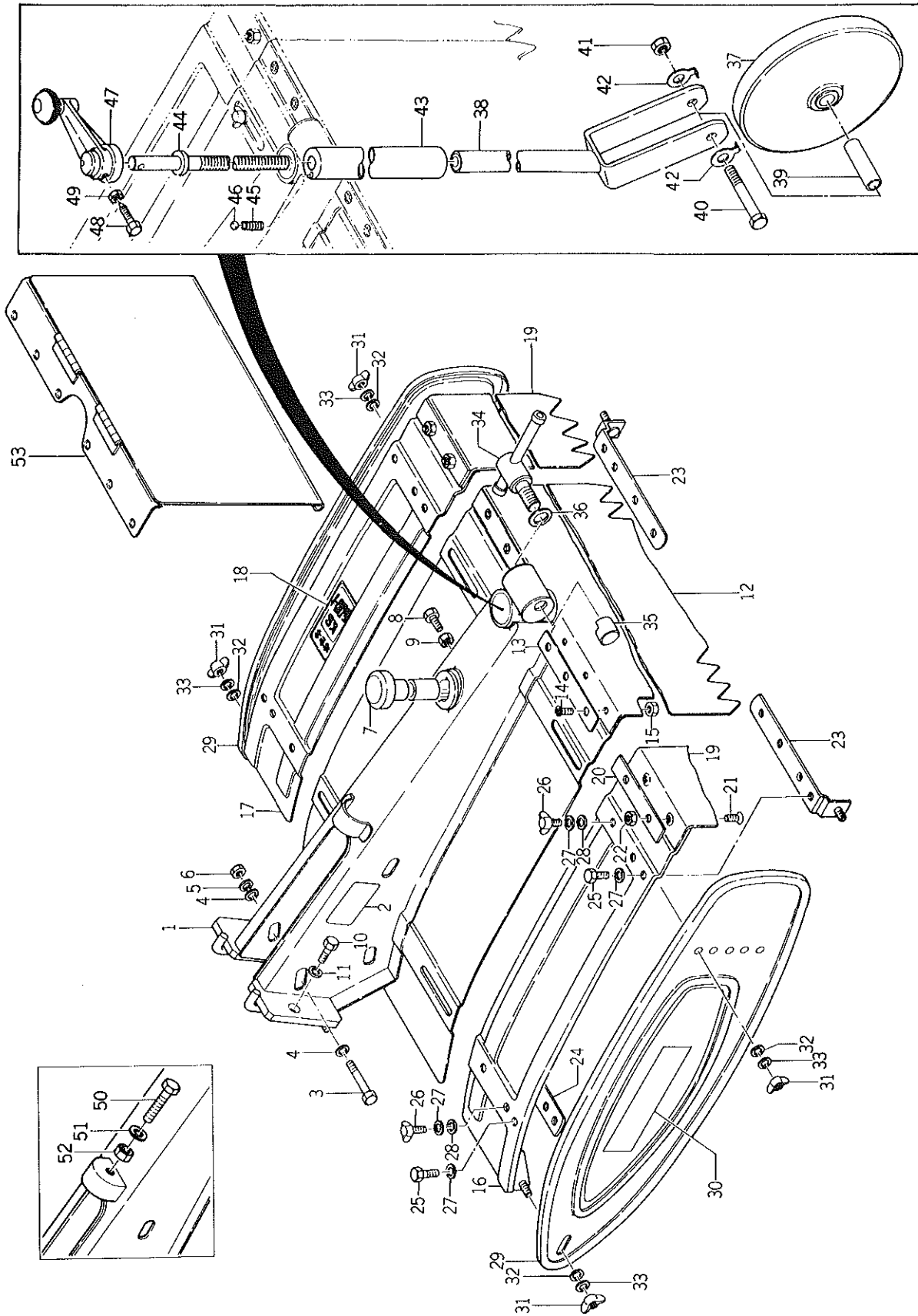
Ref. No. Réf. No.	Part No. Pièces No.	Description Désignation	Q'ty Quant.		Remarks Remarques
			ER	HER	
12- 1	1352-706-1000-0	CASE, ROTARY CHAIN LH Demi-carter gauche	1	1	LIGHT GRAY Gris pale
	1352-706-1000-1	CASE, ROTARY CHAIN LH Demi-carter gauche	1	1	IRON BLUE Bleu acier
12- 2	1352-706-2000-0	CASE, ROTARY CHAIN RH Demi carter droit	1	1	LIGHT GRAY Gris pale
	1352-706-2000-1	CASE, ROTARY CHAIN RH Demi carter droit	1	1	IRON BLUE Bleu acier
12- 3	1337-706-0010-0	PACKING, CHAIN CASE Joint de carter	1	1	
12- 4	1337-706-0020-0	TENSIONER, CHAIN Linguet tendeur	1	1	
12- 5	V20026-060120	BOLT/M6x12 Vis	17	17	
12- 6	V40116-000600	WASHER, SP/M6 Rondelle frein	17	17	
12- 7	V30026-000600	NUT/M6 Ecrou	17	17	
12- 8	V20126-080160	BOLT/M8x16 Vis	2	2	
12- 9	V40116-000800	WASHER, SP/M8 Rondelle frein	2	2	
12-10	V30026-000800	NUT/M8 Ecrou	2	2	
12-11	1326-706-0020-0	PLUG, DRAIN Bourchon de vidange	2	2	
12-12	V70514-004000	RING, SNAP/C-TYPE 40 Collet d'axe	1	1	
12-13	V70514-004700	RING, SNAP/C-TYPE 47 Collet d'axe	1	1	
12-14	V70514-005500	RING, SNAP/C-TYPE 55 Collet d'axe	2	2	
12-15	1366-706-0010-0	CAP, OIL/23 Bouchon	1	1	LIGHT GRAY Gris pale
12-16	1337-706-3000-1	YOKE Chape	1	1	IRON BLUE Bleu acier
	1337-706-3000-2	YOKE Chape	1	1	
12-17	V20126-100400	BOLT/M10x40 Vis	1	1	
12-18	V40116-001000	WASHER, SP/M10 Rondelle frein	1	1	
12-19	V30026-001000	NUT/M10 Ecrou	1	1	
12-20	1337-706-4001-0	ROD, SHIFTER Selecteur	1	1	
12-21	V72010-190090	O-RING/P9 Joint torique	1	1	
12-22	1340-229-0020-0	SHIFTER, SIDE CLUTCH Flotteur	1	1	
12-23	1337-706-5002-0	LEVER, CLUTCH Lever d'embrayage	1	1	
12-24	V20026-060100	BOLT/M6x10 Vis	2	2	
12-25	V40116-000600	WASHER, SP/M6 Rondelle frein	2	2	
12-26	1337-706-0030-1	BOSS/25x25 Bossage	1	1	LIGHT GRAY Gris pale
	1337-706-0030-2	BOSS/25x25 Bossage	1	1	IRON BLUE Bleu acier
X 12-27	2101-230-0010-0 4106-105-3030-0	GRIP KNOB Poignee	1	1	(A) info 02-21(3/3) March 31, '82
12-28	V58014-040250	PIN, SPRING/4x25 Goupille elastique	1	1	
12-29	1337-706-6001-1	GUIDE, CLUTCH Guide de commande	1	1	LIGHT GRAY No.1 ~ 119652 Gris pale
	1337-706-6001-2	GUIDE, CLUTCH Guide de commande	1	1	IRON BLUE Bleu acier
12-29a	1352-706-2100-0	GUIDE, CLUTCH Guide de commande	1	1	No.119653 ~
12-30	1349-955-0010-0	MARK, ROTARY CLUTCH Repere	1	1	No.1 ~ 119652
12-30a	1349-956-0080-0	MARK, ROTARY CLUTCH Repere	1	1	No.119653 ~
12-31	V29120-200040	RIVET/2x4 Rivet	2	2	No.1 ~ 119652
12-32	1352-708-0010-0	SHAFT, ROTARY TOP Arbre superieur	1	1	

Ref. No. Réf. No.	Part No. Pièces No.	Description Désignation	Qty Quant.		Remarks Remarques
			ER	HER	
12-33	V74112-547060	SEAL, OIL/SB25476 Bague d'étanchéité	1	1	
12-34	V60011-062040	BEARING, RB/6204 Roulement	1	1	
12-35	1349-708-0010-0	SPROCKET/12T Pignon	1	1	
12-36	1337-708-0030-0	CLUTCH, ROTARY Embrayage	1	1	
12-37	1337-708-0040-0	BUSHING, SPROCKET Coussinet	1	1	
12-38	1352-708-0020-0	COLLAR/21×30×14 Entretoise	1	1	
12-39	V60011-062030	BEARING, RB/6203 Roulement	1	1	
12-40	1337-708-0060-0	CHAIN, ROLLER Chaîne	1	1	
12-41	1334-218-0020-0	SEAL Opercule	1	1	
12-42	1352-217-0040-0	BUSHING, SEAL Coussinet	1	1	
12-43	1352-709-1000-0	SHAFT, ROTARY Arbre de fraises	1	1	
12-44	V60011-060060	BEARING, RB/6006 Roulement	2	2	
12-45	V74213-055040	SEAL, OIL Bague d'étanchéité	2	2	
12-46	V74413-055120	SEAL, OIL Bague d'étanchéité	2	2	
12-47	1337-721-0020-0	WASHER/11×24×3 Rondelle	1	1	
12-48	V20126-100630	BOLT/M10×63 S=40 Vis	1	1	
12-49	V30226-001000	NUT/M10 Ecrou	1	1	

Fig. 13

ROTARY FRAME AND REAR WHEEL

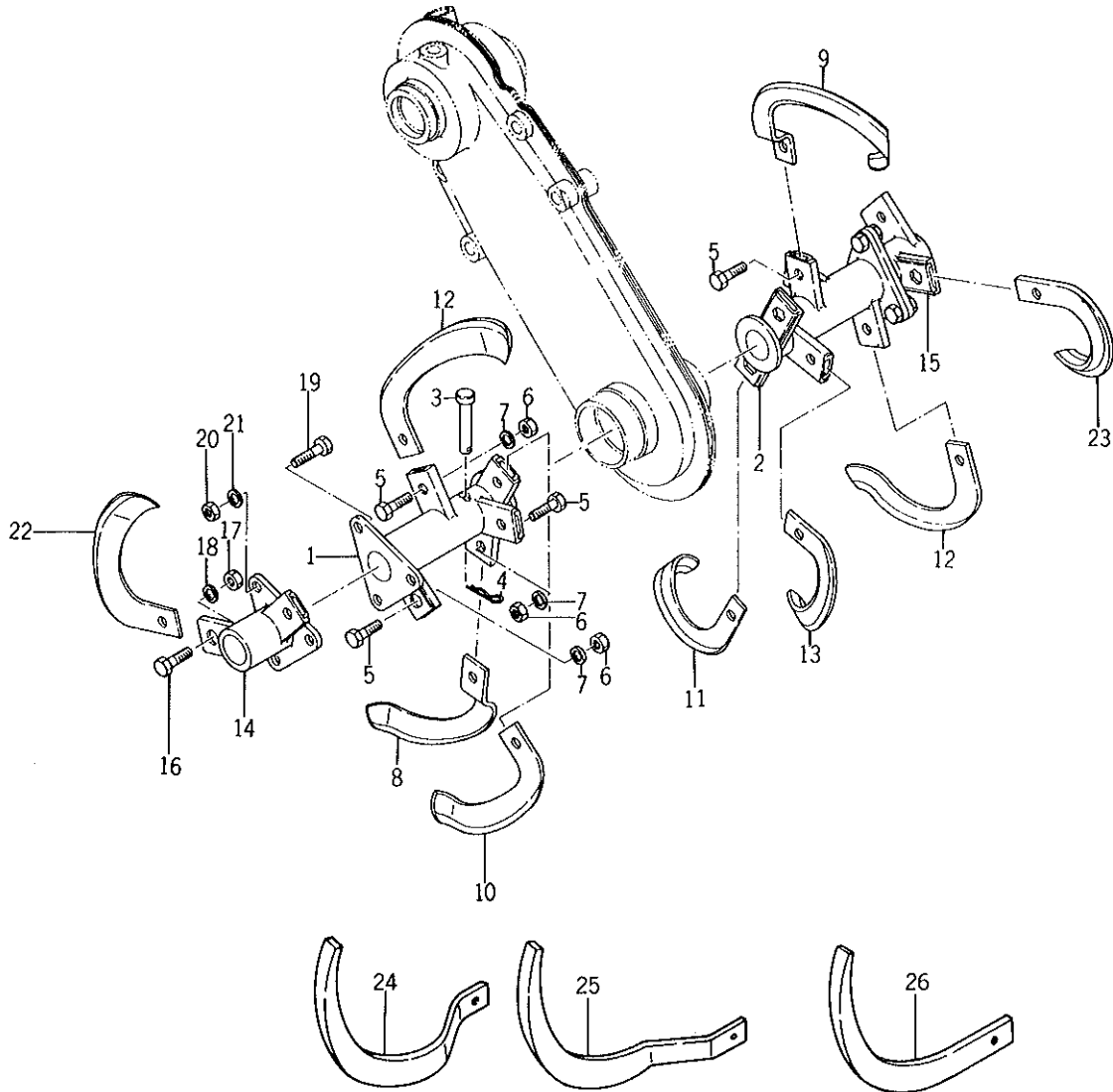
Enveloppe de rotobineuses & roue de profondeur



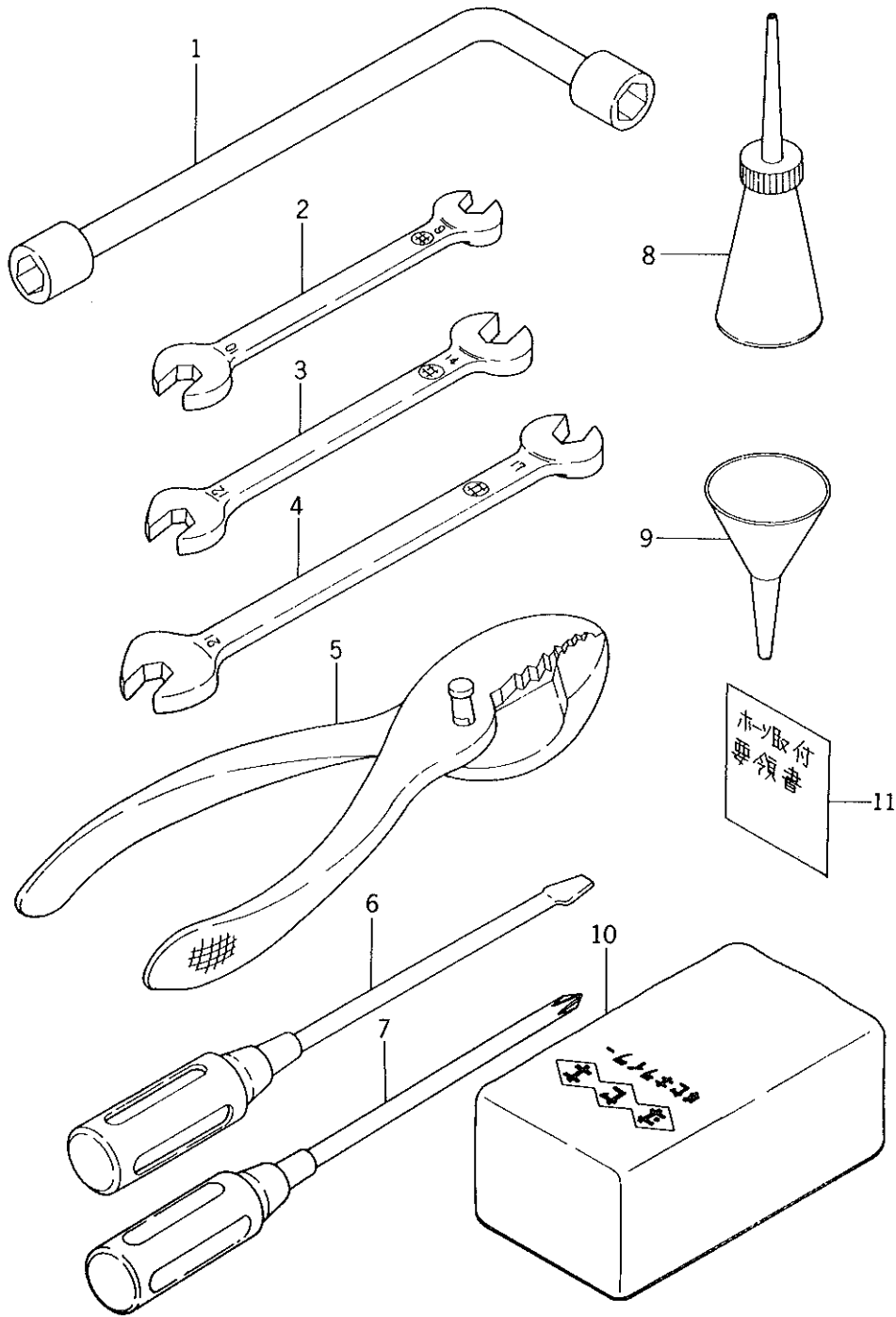
Ref. No. Réf. No.	Part No. Pièces No.	Description Désignation	Q'ty Quant.		Remarks Remarques
			ER	HER	
13- 1	1352-721-1000-0	FRAME, ROTARY Chassis	1	1	LIGHT GRAY Gris pale
	1352-721-1000-1	FRAME, ROTARY Chassis	1	1	IRON BLUE Bleu acier
13- 2	1349-956-0060-0	MARK Etiquette d'huile	1	1	
13- 3	V20126-100950	BOLT/M10x95 Vis	3	3	
13- 4	1340-101-1080-0	WASHER/M10 Rondelle	6	6	
13- 5	V40116-001000	WASHER, SP/M10 Rondelle frein	3	3	
13- 6	V30026-001000	NUT/M10 Erou	3	3	
13- 7	1337-721-0010-0	CAP, PIPE Bouchon	1	1	
13- 8	W20126-140450	BOLT/M14x45 Vis	1	1	
13- 8a	1372-721-0010-0	BOLT/M14x45 Vis	1	1	
13- 9	V30526-001400	NUT/M14 Erou	1	1	
13-10	V20126-120750	BOLT/M12x75 Vis	2	2	
13-11	V40116-001200	WASHER, SP/M12 Rondelle frein	2	2	
13-12	1352-721-0010-0	GUARD, MUD Bavette	1	1	
13-13	1352-721-0020-0	PLATE, SET Barrette	2	2	LIGHT GRAY Gris pale
	1352-721-0020-1	PLATE, SET Barrette	2	2	IRON BLUE Bleu acier
13-14	V11216-500100	BOLT/M5x10 Vis	6	6	
13-15	V30026-000500	NUT/M5 Erou	6	6	
13-16	1352-721-2000-0	COVER, ROTARY ADJ, LH Rallonge réglable	1	1	LIGHT GRAY Gris pale
	1352-721-2000-1	COVER, ROTARY ADJ, LH Rallonge réglable	1	1	IRON BLUE Bleu acier
13-17	1352-721-3000-0	COVER, ROTARY ADJ, RH Ballonge réglable	1	1	LIGHT GRAY Gris pale
	1352-721-3000-1	COVER, ROTARY ADJ, RH Ballonge réglable	1	1	IRON BLUE Bleu acier
13-18	1352-956-0010-0	MARK Etiquette	1	1	
13-19	1337-721-0060-0	GUARD, MUD SUB Bavette aux.	2	2	
13-20	1337-721-0070-0	PLATE, SET SUB Barrette aux.	2	2	LIGHT GRAY Gris pale
	1337-721-0070-1	PLATE, SET SUB Barrette aux.	2	2	IRON BLUE Bleu acier
13-21	V11216-500100	BOLT/M5x10 Vis	4	4	
13-22	V30026-000500	NUT/M5 Erou	4	4	
13-23	1352-721-4000-0	PLATE, COVER SET A Bride de bavolet A	2	2	LIGHT GRAY Gris pale
	1352-721-4000-1	PLATE, COVER SET A Bride de bavolet A	2	2	IRON BLUE Bleu acier
13-24	1352-721-5000-0	PLATE, COVER SET B Bride de bavolet B	2	2	LIGHT GRAY Gris pale
	1352-721-5000-1	PLATE, COVER SET B Bride de bavolet B	2	2	IRON BLUE Bleu acier
13-25	V20126-080160	BOLT/M8x16 Vis	4	4	
13-26	V27016-080180	BOLT/M8x18 Vis a oreilles	8	8	
13-27	V40116-000800	WASHER, SP/M8 Rondelle frein	12	12	
13-28	V41316-000800	WASHER/M8 Rondelle	8	8	
13-29	1352-721-6000-0	COVER, ROTARY SIDE Bavolet	2	2	LIGHT GRAY Gris pale
	1352-721-6000-1	COVER, ROTARY SIDE Bavolet	2	2	IRON BLUE Bleu acier
13-30	1326-953-0070-0	MARK, ISEKI Etiquette iseki	2	2	

Ref. No. Réf. No.	Part No. Pièces No.	Description Désignation	Q'ty Quant.		Remarks Remarques
			ER	HER	
13-31	V37116-000800	NUT, WING/M8 Ecrou a oreilles	4	4	
13-32	V41316-000800	WASHER/M8 Rondelle	4	4	
13-33	V40116-000800	WASHER, SP/M8 Rondelle frein	4	4	
13-34	1338-722-1000-0	HANDLE, SLEEVE SET Vis serre-jambe	1	1	
13-35	1326-721-0010-0	PLATE, SLEEVE CLAMP Coin de blocage	1	1	
13-36	V41316-001600	WASHER/M16 Rondelle	1	1	
13-37	1337-726-2000-0	WHEEL, GAUGE/30×200 Roue arriere	1	1	
13-38	1352-726-1000-0	FORK, GAUGE WHEEL Fourche	1	1	RIGHT GRAY Gris pale
	1352-726-1000-1	FORK, GAUGE WHEEL Fourche	1	1	IRON BLUE Bleu acier
13-39	1337-726-0010-0	PIPE/51 Manchon	1	1	
13-40	V20126-120800	BOLT/M12×80 Axe de roue ar	1	1	
13-41	V30026-001200	NUT/M12 Ecrou	1	1	
13-42	1322-726-0050-0	WASHER, LOCK Rondelle d'arret	2	2	
13-43	1352-726-2000-0	SLEEVE, GAUGE WHEEL Jambe	1	1	
13-44	1352-726-3000-0	SCREW, ADJ Vis de profondeur	1	1	
13-45	1302-726-0060-0	SPRING, LOCK Ressort de verrouillage	1	1	
13-46	V68010-000080	BALL, STEEL/ 1/4 Bille	1	1	
13-47	1352-726-4000-0	HANDLE, ADJ Manivelle	1	1	
13-48	V20126-080240	BOLT/M8×24 Vis	1	1	
13-49	V30226-000800	NUT/M8 Ecrou	1	1	
13-50	1372-721-0020-0	BOLT/M10×63 Vis	1	1	
13-51	1337-721-0020-0	WASHER/11×24×3 Rondelle	1	1	
13-52	1372-721-0020-0	NUT/M10 Ecrou	1	1	
13-52a	V30226-001000	NUT/M10 Ecrou	1	1	
13-53	1372-721-2000-0	GUARD, R Volet arriere	1	1	


Fig. 14 ROTARY PIPE
Fraise



Ref. No. Réf. No.	Part No. Pièces No.	Description Désignation	Q'ty Quant.		Remarks Remarques
			ER	HER	
14- 1	1352-716-1000-0	PIPE, ROTARY, LH Tube de fraise gauche	1	1	LIGHT GRAY Gris pale
	1352-716-1000-1	PIPE, ROTARY, LH Tube de fraise gauche	1	1	IRON BLUE Bleu acier
14- 2	1352-716-2000-0	PIPE, ROTARY, RH Tube de fraise droit	1	1	LIGHT GRAY Gris pale
	1352-716-2000-1	PIPE, ROTARY, RH Tube de fraise droit	1	1	IRON BLUE Bleu acier
14- 3	1310-241-0030-0	PIN, HEADED Goupille	2	2	
14- 4	1305-241-0010-0	PIN, HAIR Attache beta	2	2	
14- 5	1323-071-7100-0	BOLT NUT SET Boulon	12	12	INCLUDED 6, 7 Y compris 6 et 7
14- 6	V30026-001000	NUT/M10 Erou	12	12	
14- 7	V40116-001000	WASHER, SP/M10 Rondelle frein	12	12	
14- 8	1352-716-0010-0	BLADE, LH/C218 Hoyau gauche interieur	1	1	
14- 9	1352-716-0020-0	BLADE, RH/C218 Hoyau droit median	1	1	
14-10	1352-716-0050-0	BLADE, LH/C217 Hoyau central gauche	1	1	
14-11	1365-716-0060-0	BLADE, RH/C217 Hoyau central droit	1	1	
14-11a	1352-716-0060-0	BLADE, RH/C217 Hoyau central droit	1	1	
14-12	1365-716-0030-0	BLADE, LH/C130 Hoyau exterieur gauche	4	4	
14-13	1352-716-0040-0	BLADE, RH/C130 Hoyau interieur droit	4	4	
14-13a	1365-716-0040-0	BLADE, RH/C130 Hoyau interieur droit	4	4	
14- 0-1	1352-700-9010-0	PIPE, SUB ROTARY ASSY Rallonge equipee	1	1	★
14-14	1352-717-1000-0	PIPE, SUB ROTARY, LH Rallonge gauche	1	1	★ LIGHT GRAY Gris pale
	1352-717-1000-1	PIPE, SUB ROTARY, LH Rallonge gauche	1	1	★ IRON BLUE Bleu acier
14-15	1352-717-2000-0	PIPE, SUB ROTARY, RH Rallonge droite	1	1	★ LIGHT GRAY Gris pale
	1352-717-2000-1	PIPE, SUB ROTARY, RH Rallonge droite	1	1	★ IRON BLUE Bleu acier
14-16	1323-071-7100-0 (1323-716-0040-0)	BOLT NUT SET Boulon	4	4	★ INCLUDED 17, 18 Y compris 17 et 18
14-17	V30026-001000	NUT/M10 Erou	4	4	★
14-18	V40116-001000	WASHER, SP/M10 Rondelle frein	4	4	★
14-19	V20126-080250	BOLT/M8x25 Vis	6	6	★
14-20	V30026-000800	NUT/M8 Erou	6	6	★
14-21	V40116-000800	WASHER, SP/M8 Rondelle frein	6	6	★
14-22	1365-716-0030-0	BLADE, LH/C130 Hoyau rallonge gauche	2	2	★
14-23	1365-716-0040-0	BLADE, RH/C130 Hoyau rallonge droit	2	2	★
14- 0-2	1352-071-2100-0	BLADE/16 SET Fraise a couteaux droits	1	1	★
14- 0-3	1352-071-2001-0	BLADE/16 SET Fraise a hoyaux, comprenant	1	1	INCLUDED 8, 13, 22, 23 Y compris 8, 13, 22 et 23
14-24	1352-716-0070-0	BLADE, LH/A206 Couteau droit gauche (A206)	1	1	★
14-25	1352-716-0080-0	BLADE, RH/A206 Couteau droit (A206)	1	1	★
14-26	1352-716-0090-0	BLADE/A106 SET Couteau droit (A106)	14	14	★



Ref. No. Réf. No.	Part No. Pièces No.	Description Désignation	Q'ty Quant.		Remarks Remarques
			E	HE	
15- 1	1305-906-0010-0	SPANNER, BOX Cle a pipe	1	1	
15- 2	V92055-120140	SPANNER/12-14 Cle plate	1	1	
15- 3	V92055-130170	SPANNER/13-17 Cle plate	1	1	
15- 4	V92055-190220	SPANNER/19-22 Cle plate	1	1	
15- 5	V93625-001500	PLIERS Pinces	1	1	
15- 6	V94014-061000	SCREW DRIVER, (-) Tournevis panne plate	1	1	
15- 7	V94514-061000	SCREW DRIVER, (+) Tournevis panne cruciforme	1	1	
15- 8	1352-906-0010-0	OILER Burette	1	1	
15- 9	1352-906-0020-0	FUNNER Entonnoir	1	1	
15-10	1352-906-0030-0	COVER, SEAT Housse	1	1	
15-11	1352-902-0060-0	MANUAL, HORN SET Carte de corne	1	1	No.1 ~ 105500



N. R. H. (F40, 60, 80, 100)

(for KS500-1
pour)


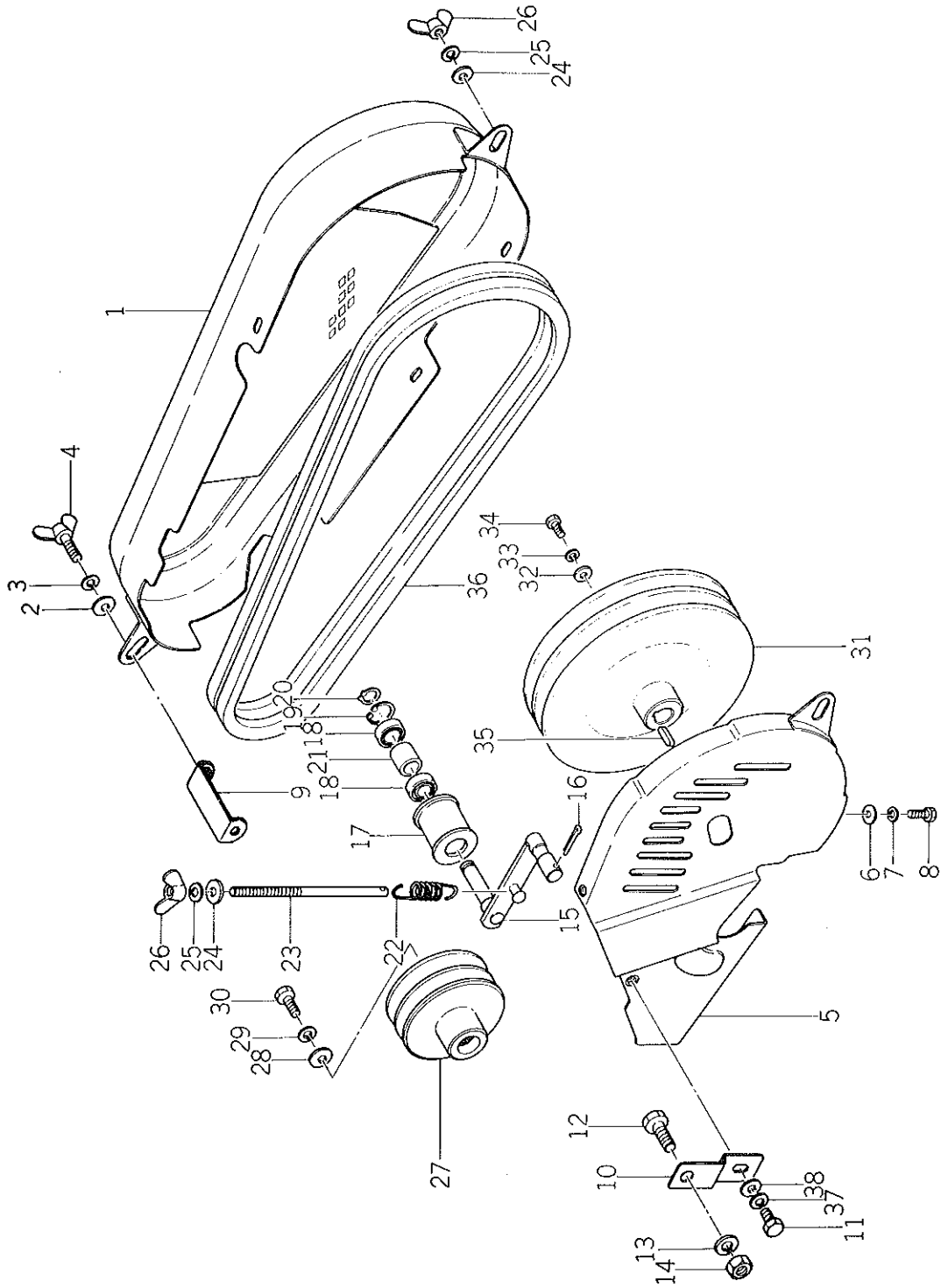


Fig. 16

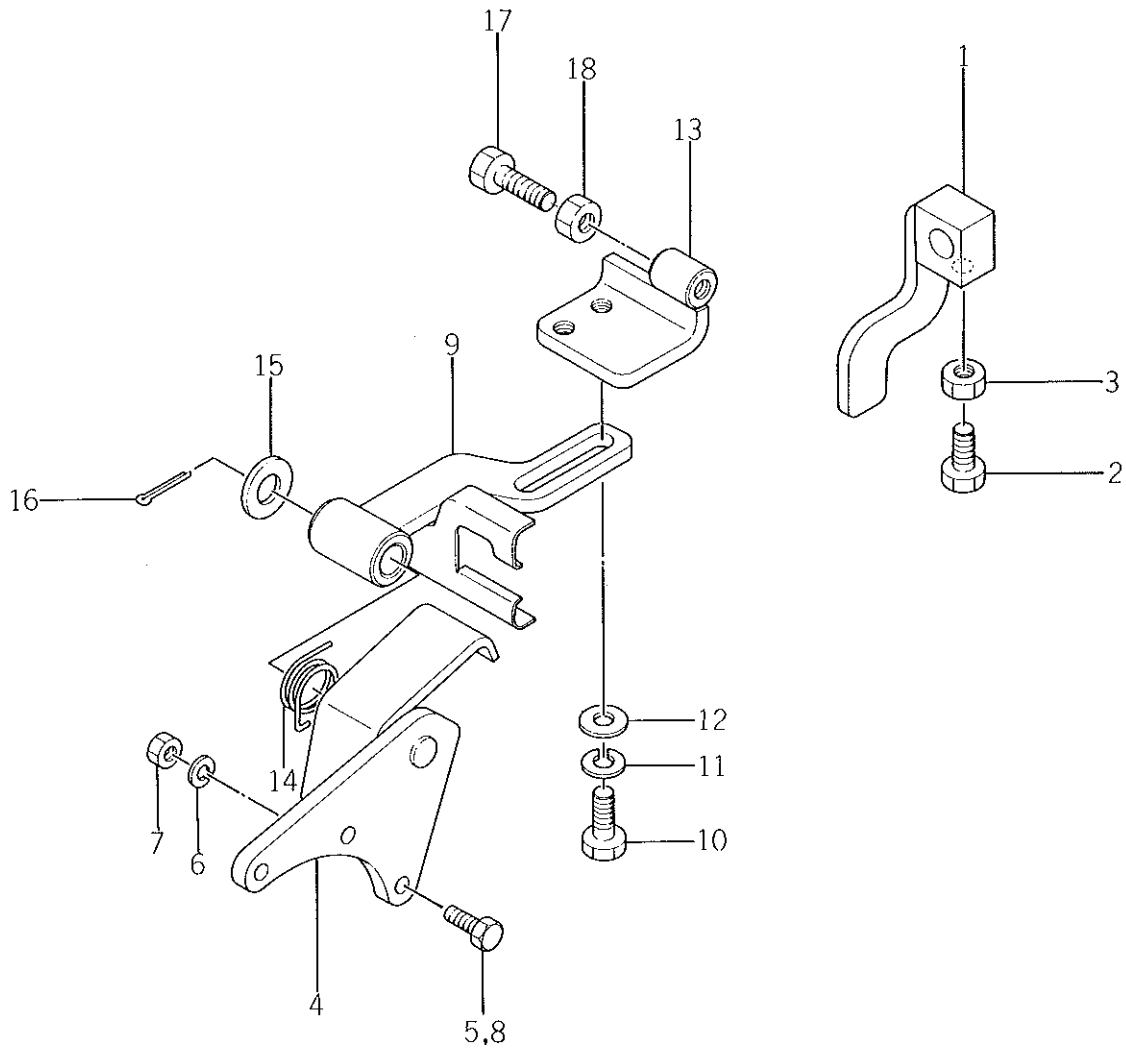
ROTARY BELT DRIVE
Courroie intermediaire



Ref. No. Réf. No.	Parts No. Pièces No.	Description Désignation	Model & Q'ty Modél & Quant.				Remarks Remarques
			F40	F60	F80	F100	
16- 1	1365-751-2001-0	COVER, BELT A Carter de courroies	1	1	1	1	★
16- 2	V41316-000800	WASHER, PL/M8 Rondelle	1	1	1	1	★
16- 3	V40116-000800	WASHER, SP/M8 Rondelle frein	1	1	1	1	★
16- 4	V27116-080200	BOLT, WING/M8×20 Vis a oreilles	1	1	1	1	★
16- 5	1365-751-2100-0	COVER, BELT B Carter de courroies	1	1	1	1	★
16- 6	V41316-000600	WASHER, PL/M6 Rondelle	3	3	3	3	★
16- 7	V40116-000600	WASHER, SP/M6 Rondelle frein	3	3	3	3	★
16- 8	V20026-060120	BOLT/M6×12 Vis	3	3	3	3	★
16- 9	1365-751-2400-0	STAY, COVER C Support	1	1	1	1	★
16-10	1365-751-0010-0	STAY, COVER B Support	1	1	1	1	★
16-11	V20126-080160	BOLT/M8×16 Vis	1	1	1	1	★
16-12	V20126-100200	BOLT/M10×20 Vis	1	1	1	1	★
16-13	V40116-001000	WASHER, SP/M10 Rondelle frein	1	1	1	1	★
16-14	V30026-001000	NUT/M10 Erou	1	1	1	1	★
16-15	1365-751-2300-0	ARM, TENSION Tirant	1	1	1	1	★
16-16	V50015-300250	PIN, SPLIT Goupille fendue	1	1	1	1	★
16-17	1329-202-0011-0	PULLEY, TENSION/40-43 Galet tendeur	1	1	1	1	★
16-18	V60014-062010	BEARING, RB/6201RS Roulement	2	2	2	2	★
16-19	V70514-003200	RING, SNAP/C 32 Collet d'axe	1	1	1	1	★
16-20	V70414-001200	RING, SNAP/C 12 Collet d'axe	1	1	1	1	★
16-21	1329-202-0030-0	COLLAR, TENSION Collier	1	1	1	1	★
16-22	1325-401-0090-0	SPRING, MAIN CLUTCH Ressort	1	1	1	1	★
16-23	1365-751-0020-0	BOLT, TENSION Vis	1	1	1	1	★
16-24	V41316-000800	WASHER, PL/M8 Rondelle	2	2	2	2	★
16-25	V40116-000800	WASHER, SP/M8 Rondelle frein	2	2	2	2	★
16-26	V37116-000800	NUT, WING/M8 Erou a oreilles	1	1	1	1	★
16-27	1365-751-0030-0	PULLEY, V/80 Rea	1	1	1	1	★
16-28	1324-205-0020-0	WASHER Rondelle	1	1	1	1	★
16-29	V40116-000800	WASHER, SP/M8 Rondelle frein	1	1	1	1	★
16-30	V20126-080160	BOLT/M8×16 Vis	1	1	1	1	★
16-31	1365-751-0040-0	PULLEY, V/180 Rea	1	1	1	1	★
16-32	1305-701-0060-0	WASHER Rondeille	1	1	1	1	★
16-33	V40116-000600	WASHER, SP/M6 Rondelle frein	1	1	1	1	★
16-34	V20026-060160	BOLT/M6×16 Vis	1	1	1	1	★
16-35	1329-917-0020-0	KEY, PULLEY Clavette	1	1	1	1	★
16-36	V81720-004800	BELT, V/SB48 Courroie de reas	2	2	2	2	★
16-37	V40116-000800	WASHER, SP/M8 Rondelle frein	1	1	1	1	★
16-38	V41316-000800	WASHER, PL/M8 Rondelle	1	1	1	1	★

Fig. 17

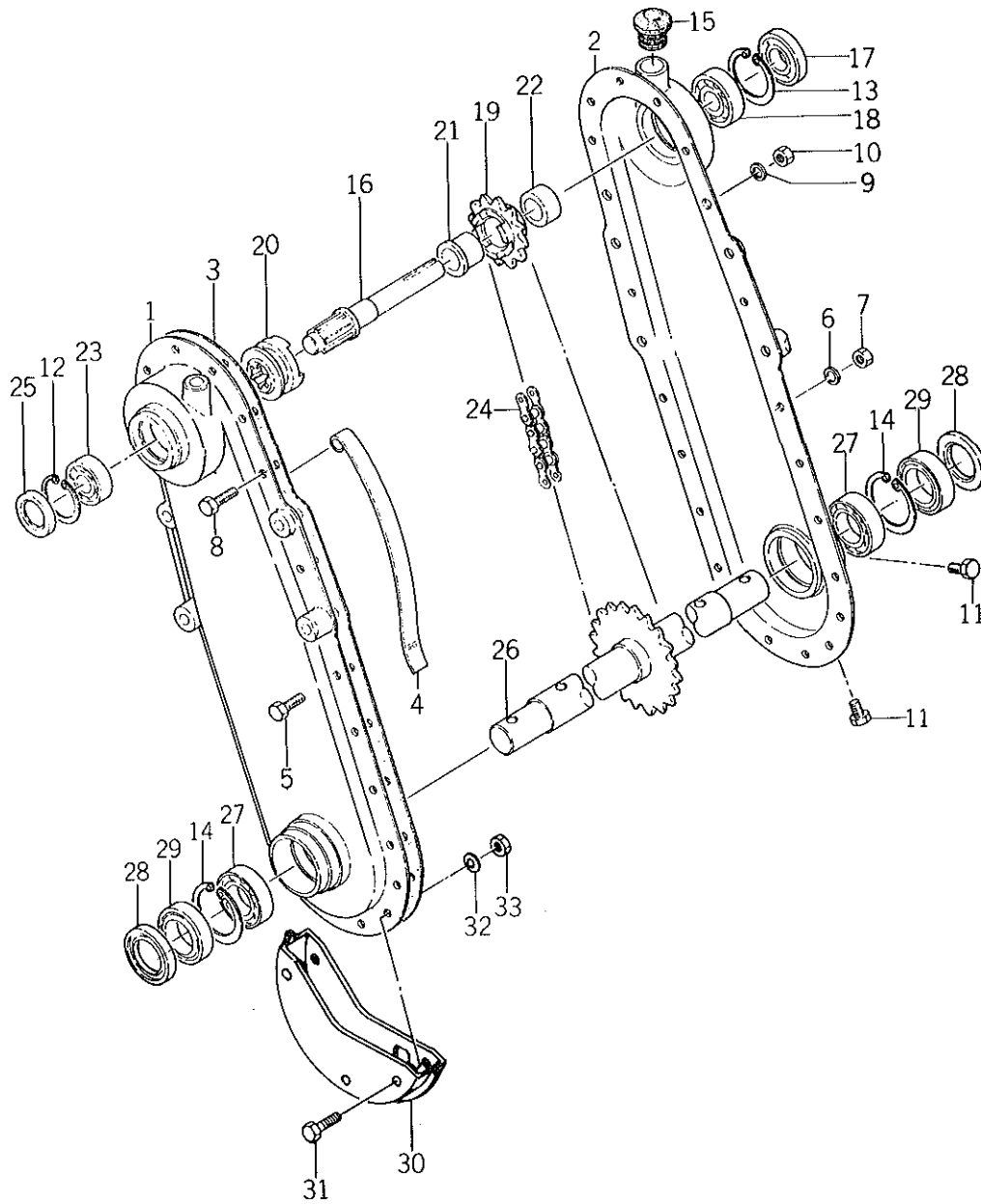
BACKPROOF DEVICE
Mechanisme de securite



Ref. No. Réf. No.	Parts No. Pièces No.	Description Désignation	Model & Qty Modél & Quant.				Remarks Remarques
			F40	F60	F80	F100	
17- 0-1	1365-762-0000-0	DEVICE, BACKPROOF ASSY Mecanisme de securite	1	1	1	1	★
17- 1	1352-712-1000-0	•ARM, BACKPROOF Bras	1	1	1	1	★
17- 2	V20126-080200	•BOLT/M8×20 Vis	1	1	1	1	★
17- 3	V30226-000800	•NUT/M8 Erou	1	1	1	1	★
17- 4	1352-712-2000-0	•BRACKET, LEVER Support	1	1	1	1	★
17- 5	V20026-060200	•BOLT/M6×20 Vis	2	2	2	2	★
17- 6	V40116-000600	•WASHER, SP/M6 Rondelle frein	3	3	3	3	★
17- 7	V30026-000600	•NUT/M6 Erou	1	1	1	1	★
17- 8	V20026-060250	•BOLT/M6×25 Vis	1	1	1	1	★
17- 9	1365-762-2000-0	•LEVER, BACKPROOF A Lever	1	1	1	1	★
17-10	V20126-080200	•BOLT/M8×20 Vis	2	2	2	2	★
17-11	V40116-000800	•WASHER, SP/M8 Rondelle frein	2	2	2	2	★
17-12	V41316-000800	•WASHER, PL/M8 Rondelle	2	2	2	2	★
17-13	1365-762-2100-0	•LEVER, BACKPROOF B Lever	1	1	1	1	★
17-14	1352-712-0010-0	•SPRING, TORQUE Ressort	1	1	1	1	★
17-15	V41316-001200	•WASHER, PL/M12 Rondelle	1	1	1	1	★
17-16	V50016-300200	•PIN, SPLIT/3×20 Goupille fendue	1	1	1	1	★
17-17	V20126-080350	•BOLT/M8×35 Vis	1	1	1	1	★
17-18	V30226-000800	•NUT/M8 Erou	1	1	1	1	★

Fig. 18

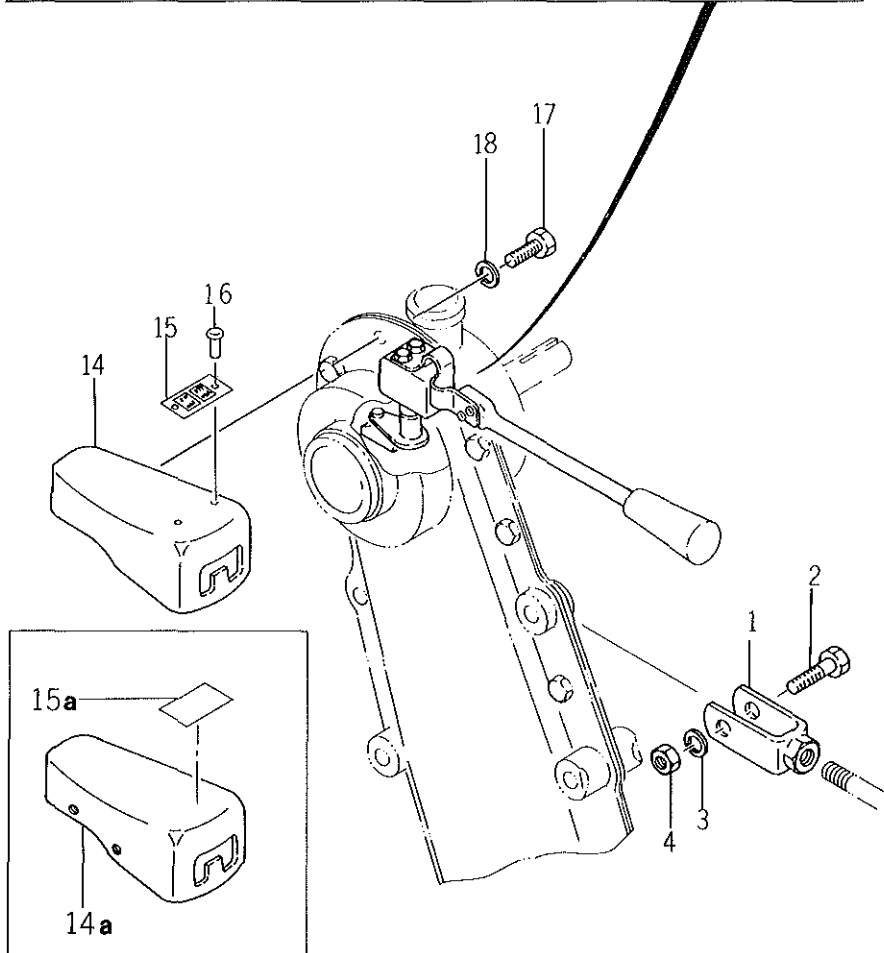
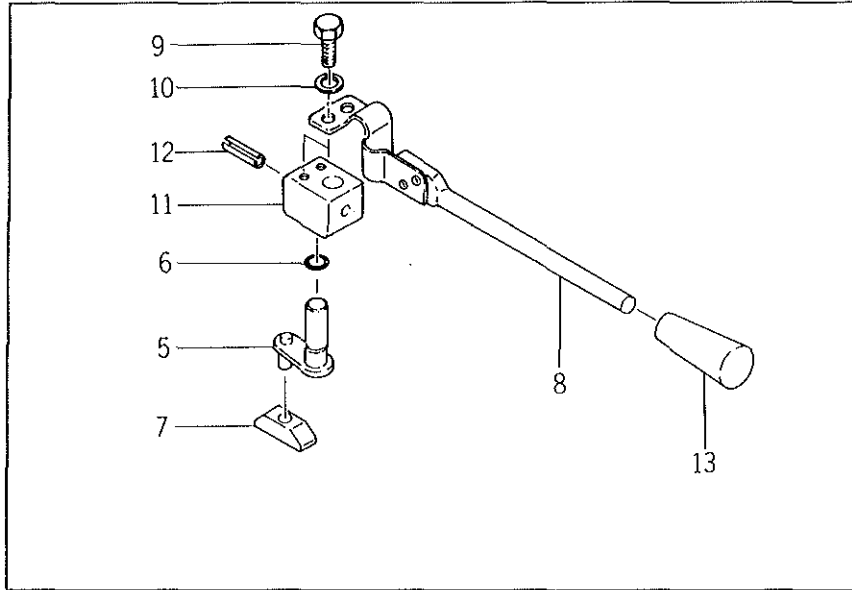
ROTARY CHAIN CASE
Transmission de rotobineuse



Ref. No. Réf. No.	Parts No. Pièces No.	Description Désignation	Model & Q'ty Modél & Quant.				Remarks Remarques
			F40	F60	F80	F100	
18- 1	1349-706-1000-0	CASE, ROTARY CHAIN LH Carter de chaîne G.	1	1	1	1	★
18- 2	1349-706-2000-0	CASE, ROTARY CHAIN RH Carter de chaîne D.	1	1	1	1	★
18- 3	1349-706-0010-0	PACKING, CHAIN CASE Joint	1	1	1	1	★
18- 4	1337-706-0020-0	TENSIONER, CHAIN Tendeur	1	1	1	1	★
18- 5	V20026-060120	BOLT/M6×12 Vis	16	16	16	16	★
18- 6	V40116-000600	WASHER, SP/M6 Rondelle frein	16	16	16	16	★
18- 7	V30026-000600	NUT/M6 Ecrou	16	16	16	16	★
18- 8	V20126-080160	BOLT/M8×16 Vis	4	4	4	4	★
18- 9	V40116-000800	WASHER, SP/M8 Rondelle frein	4	4	4	4	★
18-10	V30026-000800	NUT/M8 Ecrou	4	4	4	4	★
18-11	1326-706-0020-0	PLUG, DRAIN Bouchon	2	2	2	2	★
18-12	V70514-00400	RING, SNAP/C 40 Collet d'axe	1	1	1	1	★
18-13	V70514-004700	RING, SNAP/C 47 Collet d'axe	1	1	1	1	★
18-14	V70514-005500	RING, SNAP/C 55 Collet d'axe	2	2	2	2	★
18-15	1366-706-0010-0	CAP, OIL/23 Bouchon	1	1	1	1	★
18-16	1337-708-0010-0	SHAFT, ROTARY TOP Arbre	1	1	1	1	★
18-17	V74012-047070	SEAL, OIL/SC20477 Bague d'étanchéité	1	1	1	1	★
18-18	V60011-062040	BEARING, RB/6204 Roulement	1	1	1	1	★
18-19	1349-708-0010-0	SPROCKET/12T Pignon	1	1	1	1	★
18-20	1337-708-0030-0	CLUTCH, ROTARY Embrayage	1	1	1	1	★
18-21	1337-708-0040-0	BUSH, SPROCKET Coussinet	1	1	1	1	★
18-22	1337-708-0050-0	COLLAR/21×30×9 Entretoise	1	1	1	1	★
18-23	V60011-062030	BEARING, RB/6203 Roulement	1	1	1	1	★
18-24	1337-708-0060-0	CHAIN, ROLLER C-aîne	1	1	1	1	★
18-25	1337-708-0070-0	COVER, METAL Couvercle	1	1	1	1	★
18-26	1349-709-1000-0	SHAFT, ROTARY Arbre de fraises	1	1	1	1	★
18-27	V60011-060060	BEARING, RB/6006 Roulement	2	2	2	2	★
18-28	V74213-055050	SEAL, OIL/VC30555 Bague d'étanchéité	2	2	2	2	★
18-29	V74413-055120	SEAL, OIL/TC305512 Bague d'étanchéité	2	2	2	2	★
18-30	1349-706-2100-0	PLATE, GUARD Plaque	1	1	1	1	★
18-31	V20046-060300	BOLT/M6×30 9T Vis	3	3	3	3	★
18-32	V40116-000600	WASHER, SP/M6 Rondelle frein	3	3	3	3	★
18-33	V30026-000600	NUT/M6 Ecrou	3	3	3	3	★

Fig. 19

ROTARY SHIFTER
Enbrayage de rotobineuse

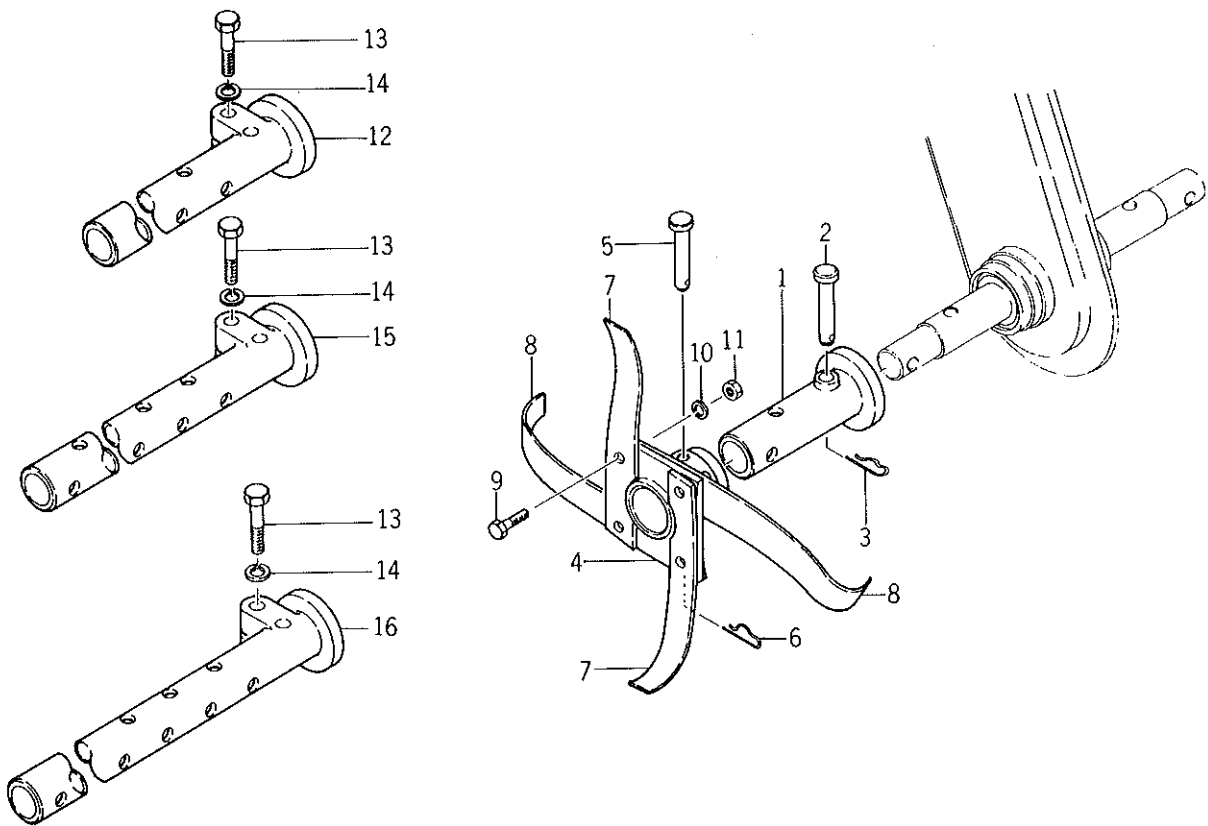


Ref. No. Réf. No.	Parts No. Pièces No.	Description Désignation	Model & Q'ty Modél & Quant.				Remarks Remarques
			F40	F60	F80	F100	
19- 1	1337-706-3000-0	FORK Chape	1	1	1	1	★
19- 2	V20126-100360	BOLT/M10×36 Vis	1	1	1	1	★
19- 2a	V20126-100400	BOLT/M10×40 Vis	1	1	1	1	★
19- 3	V40116-001000	WASHER, SP/M10 Rondelle frein	1	1	1	1	★
19- 4	V30026-001000	NUT/M10 Erou	1	1	1	1	★
19- 5	1337-706-4001-0	ROD, SHIFTER Selecteur	1	1	1	1	★
19- 6	V72010-190090	O-RING/P9 Joint torique	1	1	1	1	★
19- 7	1340-229-0020-0	SHIFTER, SIDE CLUTCH Elotteur	1	1	1	1	★
19- 8	1337-706-5002-0	LEVER, CLUTCH Lever d'embrayage	1	1	1	1	★
19- 9	V20126-060100	BOLT/M6×10 Vis	2	2	2	2	★
19-10	V40116-000600	WASHER, SP/M6 Rondelle frein	2	2	2	2	★
19-11	1337-706-0030-0	BOSS/25×25 Bossage	1	1	1	1	★
19-12	V58014-040250	PIN, SPRING/4×25 Goupille elastique	1	1	1	1	★
X19-13	2101-230-0010-0 4106-105-3030-0	GRIP KNOB Poignee	1	1	1	1	★ (H) info 82-21(3/3) March 21, '82
19-14	1337-706-6001-0	GUIDE, CLUTCH Guide de commande	1	1	1	1	★
19-14a	1352-706-2100-0	GUIDE, CLUTCH Guide de commande	1	1	1	1	★
19-15	1349-955-0010-0	MARK, ROTARY CLUTCH Repere	1	1	1	1	★
19-15a	1349-956-0080-0	MARK, ROTARY CLUTCH Repere	1	1	1	1	★
19-16	V29120-200040	RIVET/2×4 Rivet	2	2	2	2	★
19-17	V20026-060140	BOLT/M6×14 Vis	2	2	2	2	★
19-18	V40116-000600	WASHER, SP/M6 Rondelle frein	2	2	2	2	★

1300-098-0070-0
June 1979

Fig. 20

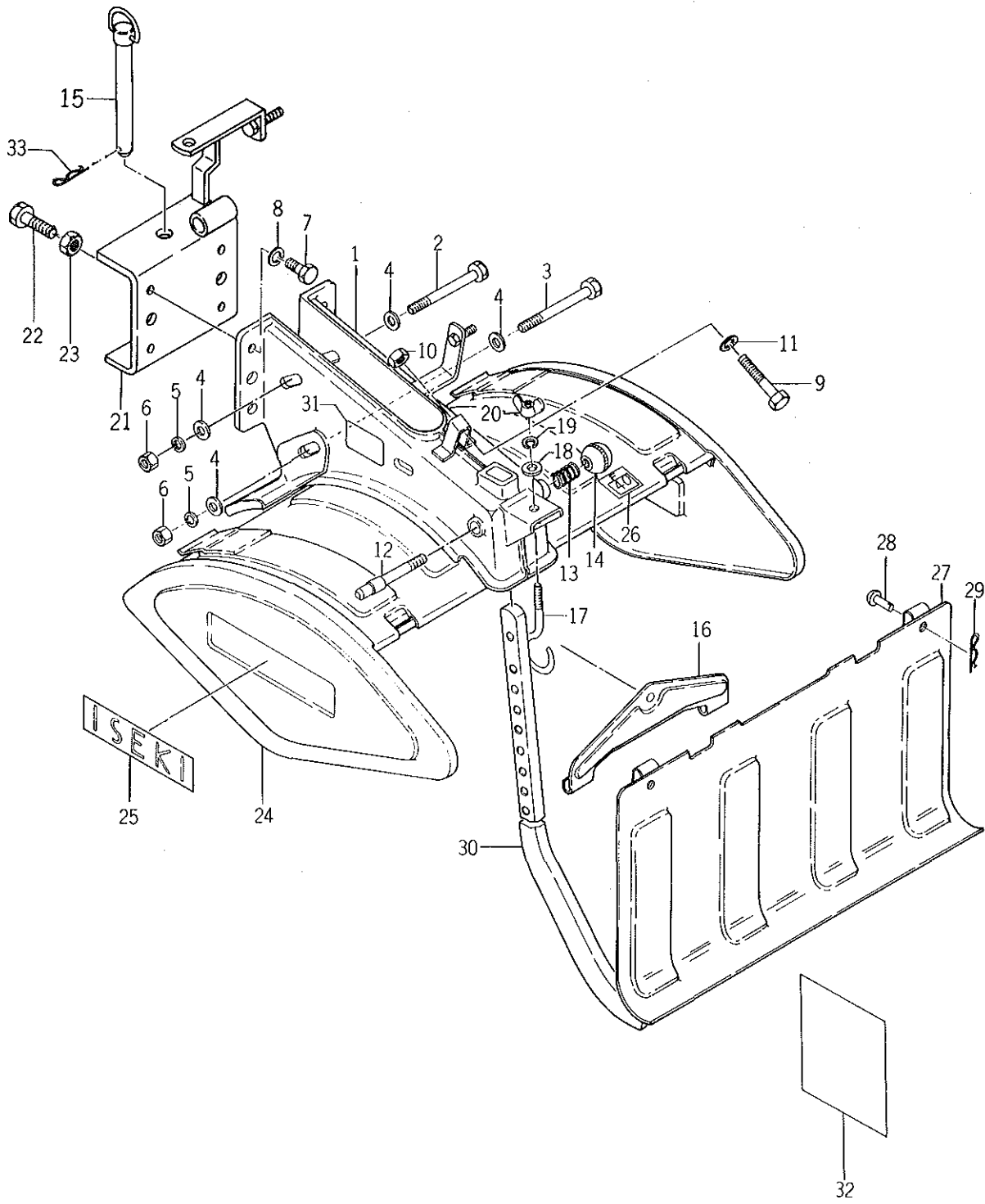
ROTARY PIPE
Fraise



Ref. No. Réf. No.	Parts No. Pièces No.	Description Désignation	Model & Q'ty Modél & Quant.				Remarks Remarques
			F40	F60	F80	F100	
20- 1	1329-241-3000-0	PIPE, WHEEL/Z Tube rallonge	2				★
20- 2	1310-241-0030-0	PIN, HEADED A Goupille	2	2	2	2	★
20- 3	1305-241-0010-0	PIN, HAIR Attache beta	2	2	2	2	★
20- 4	1349-716-1000-0	BOSS, BLADE SET Goupille de hoyau	2	4	6	8	★
20- 5	1305-202-0060-0	PIN, HEADED Goupille	2	4	6	8	★
20- 6	1305-241-0010-0	PIN, HAIR Attache beta	2	4	6	8	★
20- 7	1349-716-0010-0	BLADE, LH/C118 Hoyau G.	4	8	12	16	★
20- 8	1349-716-0020-0	BLADE, RH/C118 Hoyau D.	4	8	12	16	★
20- 9	V20136-080250	BOLT/M8x25 Vis	8	16	24	32	★
20-10	V40116-000800	WASHER, SP/M8 Rondelle frein	8	16	24	32	★
20-11	V30026-000800	NUT/M8 Ecrou	8	16	24	32	★
20-12	1331-253-1000-0	PIPE, WHEEL/230 Tube rallonge		2			★
20-13	V20126-120500	BOLT/M12x50 Vis		2	2	2	★
20-14	V40116-001200	WASHER, SP/M12 Rondelle frein		2	2	2	★
20-15	1331-253-2000-0	PIPE, WHEEL/330 Tube rallonge			2		★
20-16	1331-253-3000-0	PIPE, WHEEL/430 Tube rallonge				2	★

Fig. 21

ROTARY FRAME
Enveloppe de rotobineuses



Ref. No. Réf. No.	Parts No. Pièces No.	Description Désignation	Model & Q'ty Modél & Quant.				Remarks Remarques
			F40	F60	F80	F100	
21- 1	1349-721-1000-0	FRAME, ROTARY Chassis	1	1	1	1	★
21- 2	V20126-100900	BOLT/M10×90 Vis	2	2	2	2	★
21- 3	V20126-100950	BOLT/M10×95 Vis	1	1	1	1	★
21- 4	V41316-001000	WASHER, PL/M10 Rondelle	6	6	6	6	★
21- 5	V40116-001000	WASHER, SP/M10 Rondelle frein	3	3	3	3	★
21- 6	V30026-001000	NUT/M10 Erou	3	3	3	3	★
21- 7	V20126-100250	BOLT/M10×25 Vis	4	4	4	4	★
21- 8	V40116-001000	WASHER, SP/M10 Rondelle frein	4	4	4	4	★
21- 9	1349-721-0030-0	BOLT/M10×71/S=40 Vis	1	1	1	1	★
21-10	V30226-001000	NUT/M10 Erou	1	1	1	1	★
21-11	1337-721-0020-0	WASHER/11×24×3 Rondelle	1	1	1	1	★
21-12	1349-721-0010-0	PIN, ADJ Tenon	1	1	1	1	★
21-13	1350-311-0030-0	SPRING, PRESS/38 Ressort	1	1	1	1	★
21-14	1407-117-0031-0	KNOB, LEVER/31 Pommeau	1	1	1	1	★
21-15	1349-721-3100-0	PIN Goupille	2	2	2	2	★
21-16	1349-721-3000-0	HANGER, COVER Support	1	1	1	1	★
21-17	1349-721-0020-0	HOOK Crochet	1	1	1	1	★
21-18	V41316-000800	WASHER, PL/M8 Rondelle	1	1	1	1	★
21-19	V40116-000800	WASHER, SP/M8 Rondelle frein	1	1	1	1	★
21-20	V37016-000600	NUT, WING/M8 Erou a oreilles	1	1	1	1	★
21-21	1365-772-2000-0	HITCH, ROTARY Attelage	1	1	1	1	★
21-22	V20026-120450	BOLT/M12×45 Vis	2	2	2	2	★
21-23	V30226-001200	NUT/M12 Erou	2	2	2	2	★
21-24	1349-723-1000-0	COVER, ROTARY/49 Bavolet	1				★
21-24-1	1349-756-1000-0	COVER, ROTARY/60 Bavolet		1			★
21-24-2	1349-757-1000-0	COVER, ROTARY/80 Bavolet			1		★
21-24-3	1349-758-1000-0	COVER, ROTARY/100 Bavolet				1	★
21-25	1326-953-0070-0	MARK, ISEKI Etiquette	2	2	2	2	★
21-26	1349-956-0010-0	MARK, TYPE/40 Etiquette	1				★
21-26-1	1349-956-0020-0	MARK, TYPE/60 Etiquette		1			★
21-26-2	1349-956-0030-0	MARK, TYPE/80 Etiquette			1		★
21-26-3	1349-956-0040-0	MARK, TYPE/100 Etiquette				1	★
21-27	1349-723-2000-0	GUARD, MUD/40 Bavette	1				★
21-27-1	1349-756-2000-0	GUARD, MUD/60 Bavette		1			★
21-27-2	1349-757-2000-0	GUARD, MUD/80 Bavette			1		★
21-27-3	1349-758-2000-0	GUARD, MUD/100 Bavette				1	★
21-28	1349-723-0010-0	PIN/8×22 Goupille	2	2	4	4	★
21-29	1305-241-0010-0	PIN, HAIR Attache beta	2	2	4	4	★
21-30	1349-726-0010-0	SKID, CENTER Barre de profondeur	1	1	1	1	★

Ref. No. Réf. No.	Parts No. Pièces No.	Description Désignation	Model & Q'ty Modél & Quant.				Remarks Remarques
			F40	F60	F80	F100	
21-31	1349-956-0060-0	MARK, ROTARY OIL Etiquette	1	1	1	1	★
21-32	1365-966-0010-0	MANUAL, ASSEMBLING Manuel	1	1	1	1	★
21-33	1305-931-0030-0	PIN, KING ASSY/134 Attache beta	2	2	2	2	★

I N D E X

Parts No. Pièces No.	Ref No. Réf No.	Parts No. Pièces No.	Ref No. Réf No.	Parts No. Pièces No.	Ref No. Réf No.
1301-100-9010-0	2-36,3-21	1324-957-0120-0	7-35	1337-708-0010-0	18-16
1301-931-0010-0	9-23	1325-200-9020-0	9- 0-3	1337-708-0030-0	12-36,18-20
1302-225-0030-0	5- 2,5- 7	1325-200-9030-0	9- 0-1	1337-708-0040-0	12-37,18-21
1302-726-0060-0	13-45	1325-200-9040-0	9- 0-2	1337-708-0050-0	18-22
1305-202-0060-0	20- 5	1325-241-0020-0	9- 8	1337-708-0060-0	11-12,12-40,18-24
1305-241-0010-0	4-48,9- 5,9-39	1325-241-0030-0	9- 9	1337-708-0070-0	18-25
	14- 4,20- 3	1325-401-0090-0	16-22	1337-721-0010-0	13- 7
	20- 6,21-29	1326-402-0020-0	8-26a	1337-721-0020-0	12-47,13-51,21-11
1305-241-0011-0	9-33	1326-706-0020-0	12-11,18-11	1337-721-0060-0	13-19
1305-701-0060-0	16-32	1326-721-0010-0	13-35	1337-721-0070-0	13-20
1305-906-0010-0	15- 1	1326-953-0070-0	13-30,21-25	1337-721-0070-1	13-20
1305-931-0030-0	2-37,3-22,21-33	1329-121-0140-0	10-11	1337-726-0010-0	13-39
1310-241-0030-0	14- 3,20- 2	1329-202-0011-0	16-17	1337-726-2000-0	13-37
1310-225-0050-0	4-25	1329-202-0030-0	16-21	1338-216-0070-0	4-31
1317-201-0040-0	6- 5	1329-241-3000-0	20- 1	1338-701-0050-0	1-78
1317-406-0020-0	8-41	1329-917-0020-0	16-35	1338-722-1000-0	13-34
1317-606-0100-0	1-30	1331-253-1000-0	20-12	1340-101-1080-0	2-45,13- 4
1317-621-0020-0	1-45	1331-253-2000-0	20-15	1340-217-0040-0	4- 5,4-12
1317-621-0090-0	1-51	1331-253-3000-0	20-16	1340-241-0010-0	9- 1,9-31,9-37
1317-621-0100-0	1-52	1331-954-0060-0	7-36	1340-241-0010-1	9-1
1317-621-0110-0	1-53	1334-218-0020-0	12-41	1340-229-0020-0	12-22,19- 7
1317-621-0120-0	1-54	1337-200-9090-0	9- 0-4	1340-701-0040-0	11-14
1317-621-0140-0	1-56	1337-200-9100-0	9- 0-5	1340-701-3000-0	11-13
1317-621-0150-0	1-57	1337-200-9110-0	9- 0-6	1340-701-3000-2	11-13
1317-621-0160-0	1-58	1337-241-0020-0	9-15	1349-706-1000-0	18- 1
1317-621-0170-0	1-59	1337-241-0030-0	9-16	1349-706-0010-0	18- 3
1317-621-0180-0	1-60	1337-706-0010-0	12- 3	1349-706-2000-0	18- 2
1317-901-0050-0	1-66	1337-706-0020-0	12- 4,18- 4	1349-706-2100-0	18-30
1317-931-0010-0	9-27	1337-706-0030-0	19-11	1349-708-0010-0	12-35,18-19
1322-726-0050-0	13-42	1337-706-0030-1	12-26	1349-709-1000-0	18-26
1323-071-7100-0	14- 5,14-16	1337-706-0030-2	12-26	1349-716-0010-0	20- 7
1324-205-0020-0	4-35,4-43,6- 6	1337-706-3000-0	19- 1	1349-716-0020-0	20- 8
	6-25,16-28	1337-706-3000-1	12-16	1349-716-1000-0	20- 4
1324-300-0510-0	7-34	1337-706-3000-2	12-16	1349-721-0010-0	21-12
1324-351-0040-0	7-55	1337-706-4001-0	12-20,19- 5	1349-721-0020-0	21-17
1324-353-0050-0	7-56	1337-706-5002-0	12-23,19- 8	1349-721-0030-0	21- 9
1324-400-0510-0	8- 0-1	1337-706-6001-0	19-14	1349-721-1000-0	21- 1
1324-600-0520-0	1-50	1337-706-6001-1	12-29	1349-721-3000-0	21-16
1324-621-0010-0	1-55	1337-706-6001-2	12-29	1349-721-3100-0	21-15

Parts No. Pièces No.	Ref No. Réf No.	Parts No. Pièces No.	Ref No. Réf No.	Parts No. Pièces No.	Ref No. Réf No.
1349-723-0010-0	21-28	1352-202-0010-0	6-12	1352-301-0010-0	7-13
1349-723-1000-0	21-24	1352-202-0020-0	6-13	1352-301-0020-0	7-14
1349-723-2000-0	21-27	1352-202-1000-0	6- 9	1352-301-1000-1	7- 1
1349-726-0010-0	21-30	1352-202-1000-1	6- 9	1352-301-1001-1	7- 1a
1349-956-0030-0	21-26-2	1352-202-2000-0	6-10	1352-301-3000-0	7-16
1349-756-1000-0	21-24-1	1352-202-2000-1	6-10	1352-311-1000-0	7-23
1349-756-2000-0	21-27-1	1352-202-3000-0	6-11	1352-400-0510-0	8- 0-2
1349-757-1000-0	21-24-2	1352-202-3000-1	6-11	1352-400-0520-0	8- 0-1a
1349-757-2000-0	21-27-2	1352-209-0010-0	6-23	1352-402-0010-0	8-56
1349-758-1000-0	21-24-3	1352-209-0020-0	6-24	1352-403-0010-0	8-29
1394-758-2000-0	21-27-3	1352-209-0030-0	6-29	1352-403-0011-0	8-29a
1349-955-0010-0	12-30,19-15	1352-209-0040-0	6-30	1352-403-0020-0	8-32
1349-956-0010-0	21-26	1352-209-0051-0	6-33	1352-403-0030-0	8-34
1349-956-0020-0	21-26-1	1352-209-1000-0	6-28	1352-403-1001-0	8-27
1349-956-0040-0	21-26-3	1352-216-0020-0	3- 3	1352-403-1002-0	8-27a
1349-956-0060-0	13- 2,21-31	1352-216-0040-2	3- 9	1352-404-0011-0	8- 3
1349-956-0080-0	12-30a,19-15a	1352-216-0040-3	3- 9	1352-404-0020-0	8- 6
1350-311-0030-0	21-13	1352-216-0050-0	3-13	1352-404-0040-0	8-10
1352-071-2001-0	14- 0-3	1352-217-0010-0	4- 1	1352-404-0050-0	8-11
1352-071-2100-0	14- 0-2	1352-217-0020-0	4- 4	1352-404-0070-0	8-18
1352-100-0520-0	10- 0-1	1352-217-0030-0	4- 6	1352-404-0080-0	8-19
1352-101-1000-0	2- 1	1352-217-0040-0	4- 7,12-42	1352-404-0090-0	8-20
1352-101-1000-1	2- 1	1352-219-0010-0	4- 9	1352-404-0100-0	8-21
1352-106-0010-0	2- 8	1352-219-1000-0	4- 8	1352-404-1002-1	7-27
1352-106-0020-0	2-11	1352-222-0010-0	4-13	1352-404-1002-2	7-27
1352-106-1000-0	2- 7	1352-222-0020-0	4-14	1352-404-2001-0	8- 1
1352-106-1000-1	2- 7	1352-224-0020-0	4-19	1352-404-3001-0	8- 2
1352-121-0010-0	10-21	1352-224-0040-0	4-21	1352-404-4002-0	8-16
1352-121-0020-0	10- 1	1352-226-0010-0	4-29	1352-404-4002-3	8-16
1352-121-0030-0	10- 2	1352-226-1000-0	4-28	1352-404-6002-0	8-17
1352-121-0040-0	10- 8	1352-229-0010-0	5- 1	1352-404-8000-0	8-24
1352-121-0050-0	10-10	1352-229-0020-0	5- 4	1352-405-1000-2	8- 7
1352-121-0060-0	10-15	1352-229-0030-0	5- 6	1352-405-1000-3	8- 7
1352-121-0070-0	10-16	1352-229-0031-0	5- 6a	1352-406-0010-0	8-42
1352-121-0080-0	10-17	1352-229-0040-0	5- 9	1352-406-0020-0	8-43
1352-121-0120-0	10-13	1352-229-0050-0	5-11	1352-406-0030-0	8-44
1352-151-0010-0	10-12	1352-229-0060-0	5-18	1352-406-0040-0	8-45
1352-201-0030-0	6- 3	1352-229-0070-0	5-20	1352-406-0060-0	8-45a
1352-201-1000-0	6- 4	1352-229-1000-0	5-14	1352-406-2000-0	8-70

Parts No. Pièces No.	Ref No. Réf No.	Parts No. Pièces No.	Ref No. Réf No.	Parts No. Pièces No.	Ref No. Réf No.
1352-406-2100-0	8-71	1352-701-1001-0	11- 1	1352-721-1000-1	13- 1
1352-416-0011-0	8-52	1352-701-1001-1	11- 1	1352-721-2000-0	13-16
1352-416-0021-0	8-53	1352-701-3001-0	11-19	1352-721-2000-1	13-16
1352-416-0030-0	8-57	1352-701-3001-1	11-19	1352-721-3000-0	13-17
1352-416-1001-0	8-47	1352-701-4001-0	11-25	1352-721-3000-1	13-17
1352-416-2000-2	8-51	1352-701-4001-1	11-25	1352-721-4000-0	13-23
1352-416-2000-3	8-51	1352-701-5000-0	11-22	1352-721-4000-1	13-23
1352-600-0511-0	1-44	1352-706-1000-0	12- 1	1352-721-5000-0	13-24
1352-600-0520-0	7-38	1352-706-1000-1	12- 1	1352-721-5000-1	13-24
1352-601-0010-0	1- 8	1352-706-2000-0	12- 2	1352-721-6000-0	13-29
1352-601-0020-0	1-13	1352-706-2000-1	12- 2	1352-721-6000-1	13-29
1352-601-0030-0	1-14	1352-706-2100-0	12-29a,19-14a	1352-726-1000-0	13-38
1352-606-2000-0	1-27	1352-708-0010-0	12-32	1352-726-1000-1	13-38
1352-611-1000-0	1-32	1352-708-0020-0	12-38	1352-726-2000-1	13-43
1352-611-1000-1	1-32	1352-709-1000-0	12-43	1352-726-3000-0	13-44
1352-611-2000-0	1-40	1352-712-0010-0	8-66,17-14	1352-726-4000-0	13-47
1352-611-2000-1	1-40	1352-712-1000-0	8-58,17- 1	1352-901-0040-0	1-65
1352-616-0010-0	2-13	1352-712-2000-0	8-61,17- 4	1352-902-0060-0	15-11
1352-616-0020-0	2-14,2-20,2-24	1352-712-3000-0	8-65	1352-902-0070-0	7-17
1352-616-0030-0	2-27	1352-716-0010-0	14- 8	1352-906-0010-0	15- 8
1352-616-0040-0	2-28	1352-716-0020-0	14- 9	1352-906-0020-0	15- 9
1352-616-0040-1	2-28	1352-716-0040-0	14-13	1352-906-0030-0	15-10
1352-616-1000-0	2-12	1352-716-0050-0	14-10	1352-917-0010-0	4-34
1352-616-1000-1	2-12,2-12a	1352-716-0060-0	14-11a	1352-917-0020-0	6-20
1352-616-2000-0	2-19	1352-716-0070-0	14-24	1352-917-0030-0	4-38
1352-616-2000-1	2-19	1352-716-0080-0	14-25	1352-917-0040-0	4-41
1352-616-3000-0	2-23	1352-716-0090-0	14-26	1352-917-0050-0	4-42
1352-616-3000-1	2-23	1352-716-1000-0	14- 1	1352-930-1000-0	3-17
1352-621-0010-0	1-46,6-37,6-38	1352-716-1000-1	14- 1	1352-930-1000-1	3-17
1352-700-9010-0	14- 0-1	1352-716-2000-0	14- 2	1352-931-0010-0	2-32
1352-701-0010-0	11- 2	1352-716-2000-1	14- 2	1352-931-0010-1	2-32
1352-701-0020-0	11- 3	1352-717-1000-0	14-14	1352-931-0020-0	2-33
1352-701-0030-0	11-11	1352-717-1000-1	14-14	1352-931-0020-1	2-33
1352-701-0040-0	11-18	1352-717-2000-0	14-15	1352-931-0030-0	2-38
1352-701-0050-0	11-30	1352-717-2000-1	14-15	1352-931-0030-1	2-38
1352-701-0060-0	11-31	1352-721-0010-0	13-12	1352-951-0020-0	7-21
1352-701-0070-0	11-24	1352-721-0020-0	13-13	1352-952-0010-0	7-28
1352-701-0080-0	11- 7	1352-721-0020-1	13-13	1352-952-0020-0	7-29
1352-701-0080-1	11- 7	1352-721-1000-0	13- 1	1352-952-0030-0	7-30

Parts No. Pièces No.	Ref No. Réf No.	Parts No. Pièces No.	Ref No. Réf No.	Parts No. Pièces No.	Ref No. Réf No.
1352-952-0040-0	7- 2	1365-611-0020-0	1-73	1372-601-1000-0	1- 2
1352-956-0010-0	13-18	1365-716-0030-0	14-12,14-22	1372-601-1000-1	1- 2
1364-902-0090-0	7-41	1365-716-0040-0	14-13a,14-23	1372-606-0010-0	1-29
1365-200-9010-0	9- 0-7	1365-71600060-0	14-11	1372-606-0011-0	1-29a
1365-200-9020-0	9- 0-8	1365-751-0010-0	16-10	1372-606-1000-0	1-23
1365-216-0011-0	3- 1	1365-751-0020-0	16-23	1372-606-1000-1	1-23
1365-216-0011-1	3- 1	1365-751-0030-0	16-27	1372-612-0010-0	1-77
1365-216-0012-1	3- 1a	1365-751-0040-0	16-31	1372-612-0011-0	1-77a
1365-216-0020-2	3- 4a	1365-751-2001-0	16- 1	1372-612-2000-0	1-67
1365-216-0021-0	3- 4	1365-751-2100-0	16- 5	1372-612-2100-0	1-75
1365-216-0021-1	3- 4	1365-751-2300-0	16-15	1372-612-2200-0	1-76
1365-216-0022-0	3- 4b	1365-751-2400-0	16- 9	1372-721-0010-0	13- 8a
13650216-0030-1	3-14	1365-762-0000-0	17- 0-1	1372-721-0020-0	13-50,13-52
1365-216-0030-2	3-14	1365-762-2000-0	17- 9	1372-721-2000-0	13-53
1365-216-0040-1	3-28	1365-762-2100-0	17-13	1372-902-0010-0	1-64
1365-216-0050-0	3- 3a	1365-772-2000-0	21-21	1372-951-0011-0	7- 9
1365-219-0010-0	4- 9a	1365-966-0010-0	21-32	1372-952-0010-0	7-39
1365-224-0010-0	4-16	1366-706-0010-0	12-15,18-15	1372-952-0020-0	7-40
1365-224-0020-0	4-18	1372-201-0010-0	6- 1	1374-121-0040-0	10- 3
1365-224-0030-0	4-20	1372-201-0010-1	6- 1	1374-121-0050-0	10- 4
1365-225-0010-0	4-27	1372-201-0020-0	6- 2	1374-121-0060-0	10- 5
1365-225-0020-0	4-46	1372-201-0020-1	6- 2	1374-121-0080-0	10- 7
1356-225-1000-0	4-24	1372-204-1000-0	6-17	1374-121-0100-0	10- 9
1365-226-0010-0	4-31a	1372-204-1000-1	6-17	1374-121-0130-0	10-14
1365-241-0010-0	9-34	1372-351-0000-0	7- 0-1	1376-402-0030-0	7-66
1365-241-0010-1	9-20	1372-351-0010-0	7-49	1407-117-0031-0	21-14
1365-241-0020-0	4-47,9- 4	1372-351-0020-0	7-50	1414-117-0040-0	8-48
	9-32,9-38	1372-351-0030-0	7-54	1427-621-0260-0	7-26,7-67
1365-229-0010-0	5-16	1372-351-0040-0	7-59	1703-101-0200-0	5-17
1365-301-2000-0	7- 8	1372-351-0050-0	7-64	4106-105-3030-0	8-15,8-28
1365-301-2000-1	7- 8	1372-351-2000-0	7-42		12-27,19-13
1365-402-0010-0	8-26	1372-351-2100-0	7-43	4114-606-0030-0	7-37
1365-600-0512-0	1-44a	1372-351-2200-0	7-68	5612-284-1000-0	62
1365-601-0010-0	1-15	1372-401-0010-0	8- 6a	5613-223-7100-0	78
1365-601-1000-0	1- 1	1372-401-0020-0	8-19a	5613-231-2200-0	30
1365-601-1000-1	1- 1	1372-406-0010-0	8-42a	5613-513-2890-0	A-1- 1
1365-611-0010-0	1-72	1372-451-2000-0	8-27b	5613-513-1390-0	A-1- 3
1365-611-0010-1	1-33	1372-601-0010-0	1-19	5613-521-1500-0	20
1365-611-0010-2	1-33	1372-601-0010-1	1-19	5613-521-1600-0	21,69

Parts No. Pièces No.	Ref No. Réf No.	Parts No. Pièces No.	Ref No. Réf No.	Parts No. Pièces No.	Ref No. Réf No.
5613-531-2100-0	29	5614-214-4200-0	102	5615-314-3401-0	97
5613-532-4500-0	32	5614-214-4590-0	98	5615-316-1180-0	65
5613-532-4800-0	33	5614-221-1100-0	17	5615-316-1202-0	10
5613-551-1500-0	72	5614-221-1200-0	18	5615-316-3100-2	104
5613-608-5100-0	68	5614-222-1100-0	22	5615-316-3200-0	13
5613-608-5190-0	111	5614-223-1000-0	70	5615-321-1300-0	19
5613-615-3200-0	89	5614-223-8300-0	24	5615-332-1000-0	76
5613-623-7100-0	23	5614-230-1000-0	28	5615-341-1001-0	81
5613-634-8100-0	80	5614-231-1106-0	27	5615-365-6190-0	131
5613-653-1400-0	115	5614-232-1700-0	77	5615-381-1002-0	125
5613-653-1700-0	116	5614-232-4000-0	31	5615-381-1190-0	M-1- 1
5613-653-8200-0	120	5614-232-6100-0	79	5615-381-2302-0	M-1- 2
5613-653-8280-0	122	5614-241-2190-0	85	5615-381-2400-0	M-1- 6
5613-661-0600-0	C-1-13	5614-241-2400-0	34	5615-384-3600-0	M-1- 4
5613-661-1200-0	C-1- 1	5614-242-3100-0	40	5615-384-3900-0	M-1- 5
5613-661-1400-0	C-1- 2	5614-242-3500-0	41	5615-384-4000-0	M-1- 3
5613-661-1600-0	C-1- 3	5614-251-1090-0	71	5616-251-2400-0	45
5613-661-1900-0	C-1- 4	5614-251-2100-0	42	5617-284-1800-1	63
5613-661-2000-0	C-1- 5	5614-251-2200-0	43	5617-284-1900-1	64
5613-661-2600-0	C-1- 6	5614-251-2300-0	44	5618-161-5900-0	C-1-12
5613-661-2700-0	C-1- 7	5614-252-1100-0	48	5618-274-4190-0	59
5613-661-2800-0	C-1- 8	5614-252-3100-0	49	5618-453-3200-0	118
5613-661-2900-0	C-1- 9	5614-252-3200-0	50	5618-453-3300-0	119
5613-661-4300-0	C-1-11	5614-253-1090-0	114	5618-511-8300-0	37
5613-665-1200-0	F-1- 2	5614-253-3100-0	117	5631-272-1400-0	60
5613-665-1700-0	F-1- 1	5614-261-0081-0	88	5632-253-5100-0	26
5613-665-1802-0	F-1- 4	5614-261-3292-0	C-1-10	5632-253-5200-0	16
5613-665-1900-0	F-1- 3	5614-265-1002-0	130	5635-110-6100-0	94
5613-665-2200-0	F-1- 6	5614-265-2100-0	F-1- 5	5635-111-0160-0	105
5613-665-2700-0	132	5614-281-6401-0	61	5635-131-0400-0	4
5613-668-1200-0	136	5615-212-3300-0	46	5635-131-0450-0	3
5613-674-1100-0	57	5615-261-8100-0	53	5635-160-5080-0	121
5614-211-2100-0	2	5615-261-8400-0	54	5635-160-6120-0	11
5614-211-8500-0	5	5615-274-3200-0	58	5635-160-8120-0	112
5614-212-3107-0	7	5615-311-1190-0	1	5635-220-5101-0	87
5614-212-3200-0	8	5615-314-0092-0	91	5635-540-6220-0	83
5614-213-1080-0	86	5615-314-3180-0	92	5635-540-8180-0	82
5614-213-1100-0	A-1- 4	5615-314-3290-0	93	5635-541-0300-0	108
5614-213-1290-0	A-1- 2	5615-314-3301-0	96	5635-700-6120-0	9,14,66,109,134

Parts No. Pièces No.	Ref No. Réf No.	Parts No. Pièces No.	Ref No. Réf No.	Parts No. Pièces No.	Ref No. Réf No.
5635-700-6250-0	126				
5635-700-6300-0	127				
5635-760-6320-0	35				
5635-760-6420-0	36				
5635-700-8250-0	25				
5636-220-4061-0	47				
5636-310-4101-0	128				
5636-310-4120-0	129				
5636-310-6280-0	123				
5636-760-6000-0	51				
5636-760-8001-0	99				
5636-780-8001-0	103				
5636-810-6000-0	55				
5636-810-6000-0	124				
5637-110-6000-0	15,67,110				
5637-110-8000-0	100				
5637-111-0000-0	6,106				
5637-210-6001-0	12,52,56,95				
5637-210-8000-0	101,113				
5637-211-0001-0	107				
5637-291-0000-0	133				
5638-120-5400-0	73				
5638-251-0120-0	84				
5638-516-2020-0	74				
5638-516-2050-0	38,75				
5638-516-3050-0	39				
5639-237-1000-0	90				
5639-310-4100-0	135				
7954-205-1010-0	3-12				
8057-006-0000-0	3- 0-1				
8057-006-0010-0	3-23				
8057-006-0020-0	3-24				
8057-006-0030-0	3-25				

