

PARTS CATALOGUE


ISEKI POWER TILLER


A 300F
A 400F
A 500F



ISEKI

TOKYO, JAPAN





()

()

HOW TO USE THIS PARTS CATALOGUE

CATALOGUE CONSTRUCTION

Ref. No. Ref. N°	Parts No. Pieces N°	Description Designation	Q'ty Quant.	Remarks Remarques
A	B	C	D	E

A. Ref. No : It is a reference number to find parts in the drawings.

B. Parts No : Every part has its own 12-digit code number with which it is computer-controlled.
Parts which have "V" at their code numbers' head are purchasable in the market.

C. Description: Names, sizes, functions and other meanings of parts are found in this column.
"LH" and "RH" of parts are given by facing to the tractor-moving-forward direction or looking at them mounted on the tractor.
Components of an assembled part (ASS'Y or SET) are listed set in from ASS'Y or SET name and headed with ". " as in the following example:

(Example)

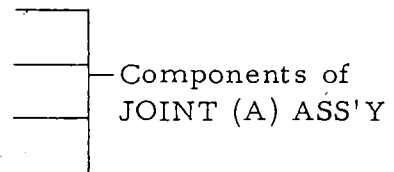
JOINT (A) ASS'Y

. YOKE (A), SPLINE

. JOINT, CROSS

. YOKE (B), SPLINE

. RING, SNAP/C TYPE 20



Abbreviations which are used in this column are explained in Table page 2

D. Q'ty: This column specifies the quantity of a part required for one tractor. "AR" is the abbreviation of "AS REQUIRED"

E. Remarks: Additional notices are said here if any.

Explanation of symbols:

" ★ " shows parts made to order.

" △ " shows parts not sold as a single part.

REQUESTS ON ORDERING PARTS:

Code No., Part Name, and Quantity should be typed clearly and correctly on your order sheet without fail.

Especially wrong code numbers which are computer-controlled may result in wrong delivery of parts.

ABBREVIATIONS

ABBREVIATIONS	ORIGINAL WORDS	ABBREVIATIONS	ORIGINAL WORDS
ACCEL	ACCELERATOR	NO	NUMBER
ADJ	ADJUST, ADJUSTING	NR	NEEDLE ROLLER
ASSY	ASSEMBLY	OS	OVER SIZE
BKT	BRACKET	P=	PITCH
CONN	CONNECTING	PKG	PACKING
CRANK	CRANKSHAFT	PL	PLAIN
CYL	CYLINDER	PRESS	PRESSURE
DEL	DELIVERY	PTO	POWER TAKE OFF
DIFF	DIFFERENTIAL	R	REAR
EXH	EXHAUST	RB	RADIAL BALL
F	FRONT	RH	RIGHT HAND
HI	HIGH	SP	SPRING
HYD	HYDRAULIC	ST	STRAIGHT
I	INNER	STD	STANDARD
INJ	INJECTION	T	TEETH
LH	LEFT HAND	TB	THRUST BALL
LW	LOWER	US	UNDER SIZE
MANF	MANIFOLD	UP	UPPER
MAX	MAXIMUM	W:	WITH
MECH	MECHANICAL	3P	THREE POINT
MIN	MINIMUM		

COMMENT LIRE LE CATALOGUE

AGENCEMENT DU CATALOGUE

Ref. No. Ref. N°	Parts No. Pieces N°	Description Designation	Q'ty Quant.	Remarks Remarques
A	B	C	D	E

A. Réf. N° : C'est un numéro de référence pour trouver les pièces dans les plans.

B. Pièces N° : Chaque pièce possède son propre numéro de code à 12 chiffres avec lequel elle peut être contrôlée par ordinateur.
Les pièces comportant un "V" dans leur numéro de code en tête sont procurable sur le marché.

C. Désignation: La désignation, les dimensions, les fonctions et autres renseignements sur la pièces sont indiqués dans cette colonne.
Quand les côtés "Gauche" et "Droit" des pièces sont spécifiés, on doit alors regarder dans la direction d'avancement en avant du tracteur ou bien en étant monté sur le tracteur.
Les pièces constituantes d'un ensemble (ENSEMBLE ou JEU) sont énumérées sous la désignation de l'ENSEMBLE ou du JEU en question et précédées d'un ". " comme dans l'exemple suivant:

(Exemple):

ENSEMBLE ROUE DROITE

. JANTE 350B x 100C	} } }	Pièces
. PNEU 400-10		composantes
. CHAMBRE A AIR 400-10		de l'ENSEMBLE de ROUE DROITE

Les abréviations utilisées dans cette colonne sont expliquées dans le tableau à la page 2

D. Quant.: Cette colonne spécifie les quantités d'une pièce requise pour chaque section donnée.
"AR" est une abréviation signifiant "SUIVANT LES BESOINS".

E. Remarques: On trouvera ici des observations utiles s'il y a lieu.

Explications des symboles:

- "★" indique des pièces fabriquées sur commande.
- "△" indique des pièces qui ne sont pas vendues séparément.

INDICATIONS POUR LA COMMANDE DES PIÈCES:

Le N° de code, la désignation de la pièce, et la quantité voulue devront être indiqués clairement à la machine à écrire sans erreur ou omission sur la feuille de commande.

On notera en particulier que des numéros de code erronés enregistrés à la commande par ordinateur risquent d'entraîner des erreurs à la fourniture des pièces.

ENGINE

Moteur

FA130G-AB05 (FA130G-53X)

**for A300F-E40
pour**

CONTENTS

ENGINE Moteur

for A300F-E40
pour

Fig. E-1	FA130G-AB05 (FA130G-53X)	1
Fig. A-1	AIR FILTER	7
	Filtre a air	
Fig. T-1	TAP	8
	Robinet	
Fig. C-1	CARBURETOR	9
	Carbureteur	
Fig. R-1	RECOIL STARTER	11
	Lanceur	

NOTE)

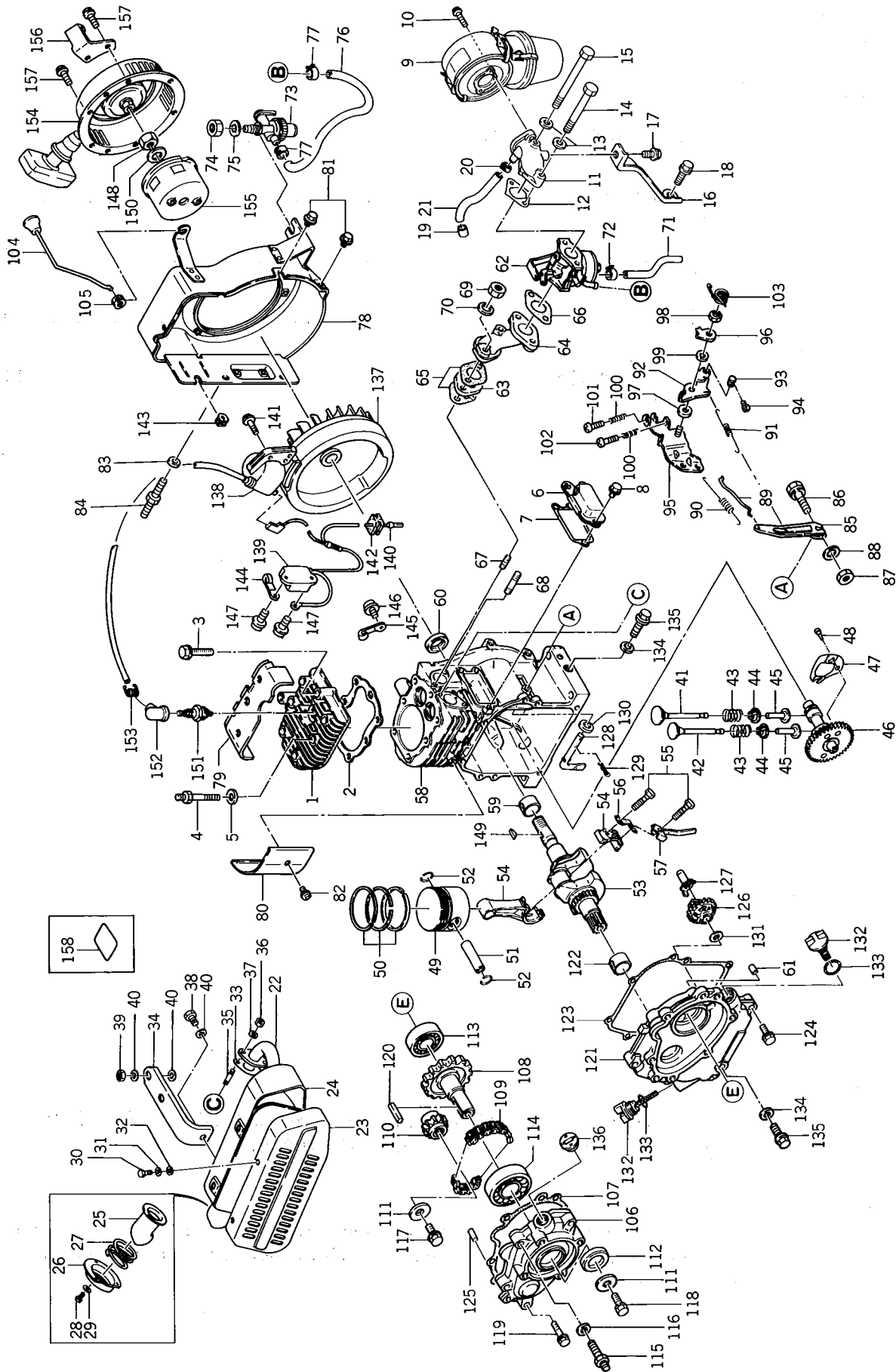
** Marked parts in the column remarks, are not always in stock, requiring considerable time for their delivery.*

NOTA)

** Les pièces marquées dans la colonne des remarques, ne sont pas toujours disponibles en stock, et demandent beaucoup de temps avant de pouvoir être livrées.*

Fig. E-1

FA130G-AB05 (FA130G-53X)



Ref. No. Réf. No.	Part No. Pièces No.	Description Désignation	Q'ty Quant.	Remarks Remarques	
1	5144-011-111-AX	HEAD, CYL. Culasse	1	314401-1111A	
2	5110-042-090-XX	GASKET, HEAD Joint	1	11004-2090	
3	5181-G08-50X-XX	BOLT/M8x50 Vis	1	181G0850	
4	5144-061-181-AX	BOLT, CYL. HEAD Vis	6	314406-1181A	
5	5410-B08-00X-XX	WASHER Rondelle	6	410B0800	
6	5491-082-070-XX	COVER, VALVE CHAMBER Porte de visite	1	49108-2070	
7	5144-011-232-AX	GASKET Joint	1	314401-1232A	
8	5186-B06-12X-XX	BOLT/M6x12 Vis	3	186B0612	
9	5110-102-331-XX	AIR FILTER ASSY Filtre a air	1	11010-2331	See Fig. A-1 Voir Fig. A-1
10	5232-B05-12X-XX	SCREW/M5x12 Vis	2	232B0512	
11	5160-602-120-XX	PIPE, INLET Pipe d'admission	1	16060-2120	
12	5145-991-332-BX	GASKET Joint	1	314599-1332B	
13	5155-047-447-AX	GASKET Joint	2	315504-7447A	
14	5112-G06-75X-XX	BOLT/M6x75 Vis	1	112G0675	
15	5112-G06-100-XX	BOLT/M6x100 Vis	1	112G06100	
16	5144-791-351-AX	STAY Tirant	1	314479-1351A	
17	5186-B06-12X-XX	BOLT/M6x12 Vis	1	186B0612	
18	5130-B08-16X-XX	BOLT/M8x16 Vis	1	130B0816	
19	5144-011-341-AX	PIPE Raccord	1	314401-1341A	
20	5136-791-532-00	CLIP Clip	1	313679-1532-00	
21	5702-A07-100-0X	TUBE, RUBBER/ \varnothing =120mm Tuyau	1	702A071000	
22	5490-696-019-XX	MUFFLER ASSY Silencieux	1	49069-6019	
23	5491-062-334-9X	●COVER, MUFFLER Protecteur	1	49106-2334-9X	
24	5491-062-331-9X	●COVER, MUFFLER Protecteur	1	49106-2331-9X	
25	5158-221-449-AX	●PIPE, TAIL Tube d'echappement	1	315822-1449A	
26	5131-692-446-9X	●PLATE Flasque	1	13169-2446-9X	
27	5144-061-455-AX	●SPRING Ressort	1	314406-1455A	
28	5144-053-092-AX	●SCREW Vis	3	314405-3092A	
29	5410-B04-00X-XX	●WASHER Rondelle	3	410B0400	
30	5110-R06-10X-XX	●BOLT/M6x10 Vis	4	110R0610	
31	5461-F06-00A-XX	●WASHER, SPRING Rondelle frein	4	461F0600A	
32	5411-B06-00X-XX	●WASHER Rondelle	4	411B0600	
33	5144-961-442-BX	GASKET Joint	1	314496-1442B	
34	5350-112-122-XX	STAY, MUFFLER Tirant	1	35011-2122	
35	5171-G06-16X-XX	STUD Goujon	2	171G0616	
36	5311-B06-00X-XX	NUT/M6 Ecrou	2	311B0600	
37	5410-B06-00X-XX	WASHER Rondelle	2	410B0600	
38	5180-B08-16X-XX	BOLT/M8x16 Vis	1	180B0816	
39	5311-B08-00A-XX	NUT/M8 Ecrou	2	311B0800A	

FA130G-AB05 (FA130G-53X)

Ref. No. Réf. No.	Part No. Pièces No.	Description Désignation	Qty Quant.	Remarks Remarques	
40	5411-B08-00X-XX	WASHER Rondelle	5	411B0800	
41	5144-002-111-AX	VALVE, INLET Soupape adm.	1	314400-2111A	
42	5144-012-112-AX	VALVE, EXHAUST Soupape ech.	1	314401-2112A	
43	5144-012-113-AX	SPRING Ressort	2	314401-2113A	
44	5144-012-116-BX	RETAINER Plaquette frein	2	314401-2116B	
45	5144-012-211-AX	TAPPET Poussoir	2	314401-2211A	
46	5491-182-051-XX	CAM GEAR Arbre a cames	1	49118-2051	
47	5211-182-051-XX	•DECOMPRESSOR Decompresseur	1	21118-2051	
48	5920-432-105-XX	•PIN Axe	2	92043-2105	
49	5144-013-111-AX	PISTON Piston	1	314401-3111A	
50	5144-013-010-AX	PISTON RING SET Segmentation	1	314401-3010A	
51	5144-013-121-AX	PIN, PISTON Axe de piston	1	314401-3121A	
52	5144-013-122-AX	RING, SNAP Collet d'axe	2	314401-3122A	
53	5130-372-286-XX	SHAFT, CRANK Vile brequin	1	13037-2286	
54	5144-013-240-AX	CONN. ROD ASSY Bielle	1	314401-3240A	
55	5144-013-245-AX	•BOLT, CONN. ROD Vis	2	314401-3245A	
56	5144-013-248-AX	WASHER, LOCK Rondelle	1	314401-3248A	
57	5144-013-249-CX	ARM, SPLASHER Bras de manivelle	1	314401-3249C	
58	5491-206-004-XX	CRANK CASE ASSY Carter	1	49120-6004	
59	5144-014-211-AX	•BEARING, PLAIN Coussinet de palier	1	314401-4211A	
60	5142-504-231-00	SEAL, OIL Bague d'etancheite	1	314250-4231-00	
61	5551-A06-12X-XX	PIN, DOWEL Goupille elastique	2	551A0612	
62	5150-012-442-XX	CARBURETOR ASSY Carburateur	1	15001-2442	See Fig. C-1 Voir Fig. C-1
63	5144-016-181-AX	INSULATOR Isolateur	1	314401-6181A	
64	5144-826-182-AX	PIPE, INLET Pipe d'admission	1	314482-6182A	
65	5144-016-184-AX	GASKET Joint	2	314401-6184A	
66	5155-996-185-AX	GASKET Joint	1	315599-6185A	
67	5171-G06-22X-XX	STUD Goujon	1	171G0622	
68	5171-G06-35X-XX	STUD Goujon	1	171G0635	
69	5311-B06-00X-XX	NUT/M6 Ecrou	2	311B0600	
70	5411-B06-00X-XX	WASHER Rondelle	2	411B0600	
71	5920-592-191-XX	TUBE Conduit	1	92059-2191	
72	5114-096-812-00	CLIP Agrafe	1	311409-6812-00	
73	5510-232-097-XX	TAP ASSY Ensemble robinet	1	51023-2097	See Fig. T-1 Voir Fig. T-1
74	5136-506-527-00	NUT Ecrou	1	313650-6527-00	
75	5411-B10-00X-XX	WASHER Rondelle	1	411B1000	
76	5705-A04-100-0X	TUBE, BRAID/ø=210mm Tuyau	1	705A041000	
77	5136-791-532-00	CLIP Clip	2	313679-1532-00	
78	5590-662-316-ZM	HOUSING, FAN Volute	1	59066-2316-ZM	

Ref. No. Réf. No.	Part No. Pièces No.	Description Désignation	Q'ty Quant.	Remarks Remarques
79	5490-892-208-ZM	SHROUD Couvre culasse	1	49089-2208-ZM
80	5144-011-632-AX	COVER, CYL. Couvre cyl.	1	314401-1632A
81	5186-B06-10X-XX	BOLT/M6x10 Vis	4	186B0610
82	5241-B05-10X-XX	SCREW/M5x10 Vis	1	241B0510
83	5411-B06-00X-XX	WASHER Rondelle	1	411B0600
84	5144-911-681-CX	BOLT Vis	1	314491-1681C
85	5144-825-210-AX	ARM, GOVERNOR Bras	1	314482-5210A
86	5110-B06-25X-XX	•BOLT/M6x25 Vis	1	110B0625
87	5311-B06-00X-XX	•NUT/M6 Ecrou	1	311B0600
88	5411-B06-00X-XX	•WASHER Rondelle	1	411B0600
89	5144-825-231-AX	LINK, GOVERNOR Bras	1	314482-5231A
90	5144-995-232-AX	SPRING, LINK Ressort	1	314499-5232A
91	5144-915-314-AX	SPRING, GOVERNOR Ressort	1	314491-5314A
92	5144-915-311-BX	LEVER, CONTROL Lever	1	314491-5311B
93	5920-152-120-XX	NUT Ecrou	1	92015-2120
94	5214-B04-08X-XX	SCREW/M4x8 Vis	1	214B0408
95	5110-442-063-XX	BRACKET Support	1	11044-2063
96	5144-915-337-AX	BRACKET Support	1	314491-5337A
97	5144-015-383-AX	WASHER Rondelle	1	314401-5383A
98	5144-015-385-AX	NUT Ecrou	1	314401-5385A
99	5144-015-388-AX	SPRING Ressort	1	314401-5388A
100	5144-015-321-BX	SPRING Ressort	2	314401-5321B
101	5214-B04-20A-XX	SCREW/M4x20 Vis	1	214B0420A
102	5214-B04-25X-XX	SCREW/M4x25 Vis	1	214B0425
103	5144-065-317-AX	SPRING, RETURN Ressort de rappel	1	314406-5317A
104	5161-692-081-XX	LINK, CHOKE Timonerie	1	16169-2081
105	5171-965-515-00	GROMMET Bague de passage	1	317196-5515-00
106	5144-153-511-AX	CASE, REDUCER Boitier de reducteur	1	314415-3511A
107	5144-153-515-AX	GASKET Joint	1	314415-3515A
108	5144-193-521-AX	SHAFT, DRIVE Arbre d'entrainement	1	314419-3521A
109	5144-153-525-BX	CHAIN Chaîne	1	314415-3525B
110	5144-153-671-BX	SPROCKET Pignon a chaîne	1	314415-3671B
111	5132-522-383-00	WASHER Rondelle	2	313252-2383-00
112	5164-704-231-00	SEAL, OIL Bague d'étancheite	1	316470-4231-00
113	5601-A62-04X-XX	BEARING, RB/6204 Roulement	1	601A6204
114	5601-A63-05X-XX	BEARING, RB/6305 Roulement	1	601A6305
115	5146-214-166-AX	BOLT Vis	2	314621-4166A
116	5411-B06-00X-XX	WASHER Rondelle	2	411B0600
117	5181-B08-16X-XX	BOLT/M8x16 Vis	1	181B0816

FA130G-AB05 (FA130G-53X)

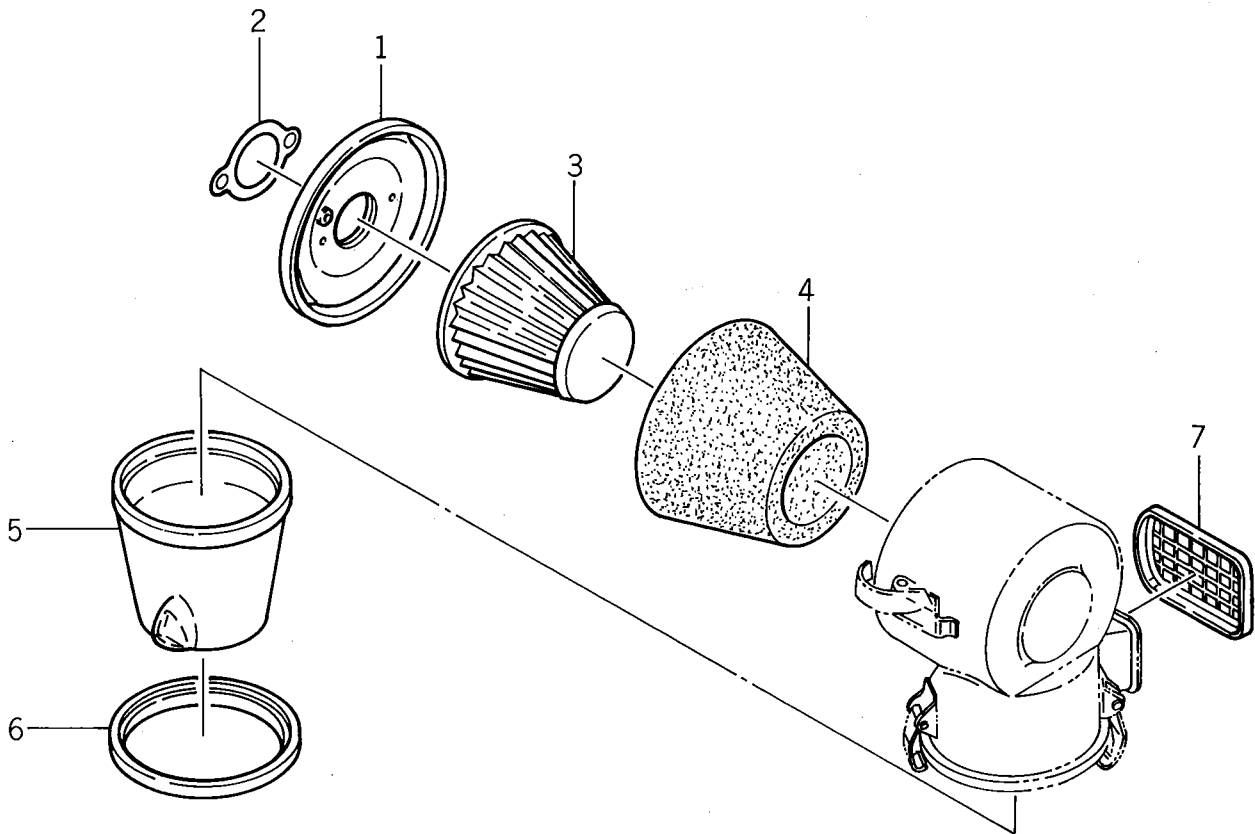
Ref. No. Réf. No.	Part No. Pièces No.	Description Désignation	Q'ty Quant.	Remarks Remarques	
118	5183-B08-25X-XX	BOLT/M8x25 Vis	1	183B0825	
119	5186-B06-30X-XX	BOLT/M6x30 Vis	4	186B0630	
120	5511-A05-20X-XX	KEY Clavette	1	511A0520	
121	5490-156-013-XX	SIDE BASE ASSY Flasque	1	49015-6013	
122	5144-014-211-AX	•BEARING, PLAIN Coussinet de palier	1	314401-4211A	
123	5144-014-124-AX	GASKET Joint	1	314401-4124A	
124	5186-B06-30X-XX	BOLT/M6x30 Vis	6	186B0630	
125	5551-A06-12X-XX	PIN, DOWEL Goupille elastque	2	551A0612	
126	5144-015-110-AX	GOVERNOR ASSY Regulateur	1	314401-5110A	
127	5144-015-121-BX	SLEEVE, GOVERNOR Guidage d'entraineur	1	314401-5121B	
128	5144-015-122-CX	ARM, GOVERNOR Bras de reglage	1	314401-5122C	
129	5554-A06-00X-XX	PIN, SNAP Attache beta	1	554A0600	
130	5410-B06-00X-XX	WASHER Rondelle	1	410B0600	
131	5144-015-135-AX	WASHER Rondelle	1	314401-5135A	
132	5161-152-069-XX	GAUGE, OIL Jauge	2	16115-2069	
133	5670-B20-15X-XX	O-RING Joint torique	2	670B2015	
134	5110-092-432-XX	GASKET Joint	3	11009-2432	
135	5130-D10-14X-XX	BOLT/M10x14 Vis	3	130D1014	
136	5145-987-431-AX	PLUG, OIL Bouchon de remplissage	1	314598-7431A	
137	5144-AA8-111-AX	FLYWHEEL Rotor	1	3144AA-8111A	
138	5211-712-114-XX	IGNITION COIL Bobine d'allum.	1	21171-2114	
139	5144-AA8-465-AX	IGNITER Allumage	1	3144AA-8465A	
140	5144-AA8-812-AX	WIRE, LEAD Fil	1	3144AA-8812A	
141	5131-B05-20X-XX	BOLT/M5x20 Vis	2	131B0520	
142	5144-018-164-BX	GROMMET Passe-fil	1	314401-8164B	
143	5920-712-113-XX	GROMMET Passe-fil	1	92071-2113	
144	5920-372-171-XX	CLAMP Collier	1	92037-2171	
145	5117-028-161-00	CLAMP Collier	1	311702-8161-00	
146	5241-B04-08X-XX	SCREW/M4x8 Vis	1	241B0408	
147	5234-B05-14A-XX	SCREW/M5x14 Vis	2	234B0514A	
148	5314-G14-00X-XX	NUT/M14 Ecrou	1	314G1400	
149	5136-502-371-00	KEY Clavette	1	313650-2371-00	
150	5144-013-482-AX	WASHER Rondelle	1	314401-3482A	
151	5144-918-410-AX	PLUG, SPARK/NGK BM4A Bougie	1	314491-8410A	
152	5172-708-418-BX	CAP, PLUG Capuchon	1	317270-8418B	
153	5172-708-419-AX	SPRING Ressort	1	317270-8419A	
154	5490-882-305-ZM	RECOIL STARTER ASSY Lanceur complet	1	49088-2305-ZM	See Fig. R-1 Voir Fig. R-1
155	5490-802-108-XX	PULLEY Bol	1	49080-2108	
156	5110-442-105-XX	BRACKET Support	1	11044-2105	

FA130G-AB05 (FA130G-53X)

Ref. No. Réf. No.	Part No. Pièces No.	Description Désignation	Q'ty Quant.	Remarks Remarques
157	5186-B06-10X-XX	BOLT/M6x10 Vis	4	186B0610
158	5154-830-851-BX	LABEL Etiquettes	1	315483-0851B *
	ACCESSORY Accessoir			
	5119-200-900-AX	TOOL ASSY Outillage complet	1	311920-0900A *
	5144-900-931-AX	•SOCKET, WRENCH/19x21 Cle a pipe	1	314490-0931A *
	5119-200-951-AX	•DRIVER Tournevis	1	311920-0951A *

Fig. A-1

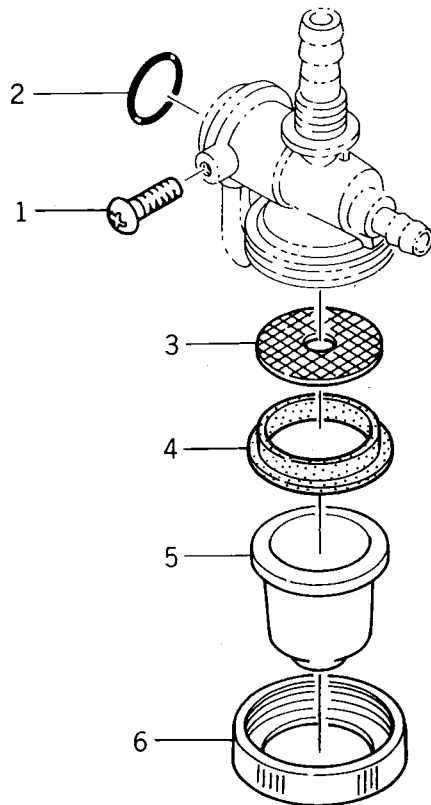
AIR FILTER
Filtre a air



Ref. No. Réf. No.	Part No. Pièces No.	Description Désignation	Q'ty Quant.	Remarks Remarques
	5110-102-331-XX	AIR FILTER ASSY Filtre a air	1	11010-2331
A-1- 1	5131-832-001-XX	• PLATE, FILTER Embase	1	13183-2001
A-1- 2	5144-771-324-AX	•• GASKET Joint	1	314477-1324A
A-1- 3	5136-871-312-00	• ELEMENT Cartouche	1	313687-1312-00
A-1- 4	5136-871-313-00	• ELEMENT Cartouche	1	313687-1313-00
A-1- 5	5144-771-321-AX	• DUST CHAMBER Chambre	1	314477-1321A
A-1- 6	5136-871-319-00	• RING Bague	1	313687-1319-00
A-1- 7	5144-771-317-AX	• COVER, DUST Capot	1	314477-1317A

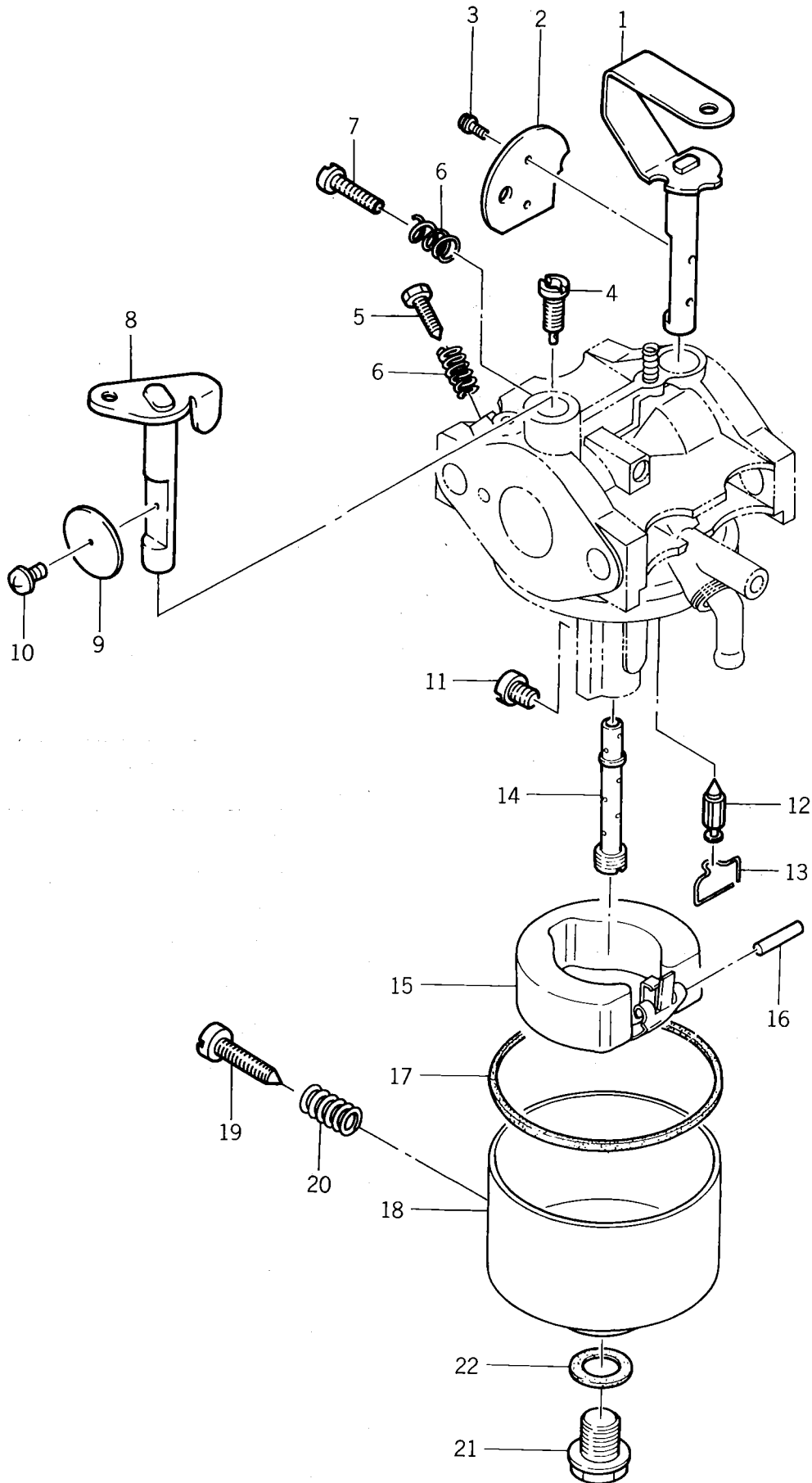
Fig. T-1

TAP
Robinet



Ref. No. Réf. No.	Part No. Pièces No.	Description Désignation	Q'ty Quant.	Remarks Remarques
	5510-232-097-XX	TAP ASSY Ensemble robinet	1	51023-2097
T-1- 1	5136-506-517-00	•SCREW Vis	1	313650-6517-00
T-1- 2	5136-506-512-00	•O-RING Joint torique	1	313650-6512-00
T-1- 3	5136-506-519-00	•STRAINER, FILTER Filtre	1	313650-6519-00
T-1- 4	5136-506-518-02	•GASKET Joint	1	313650-6518-02
T-1- 5	5510-362-063-XX	•CUP, FUEL TAP Cuvé	1	51036-2063
T-1- 6	5136-506-522-00	•NUT, RING Bague filetée	1	313650-6522-00

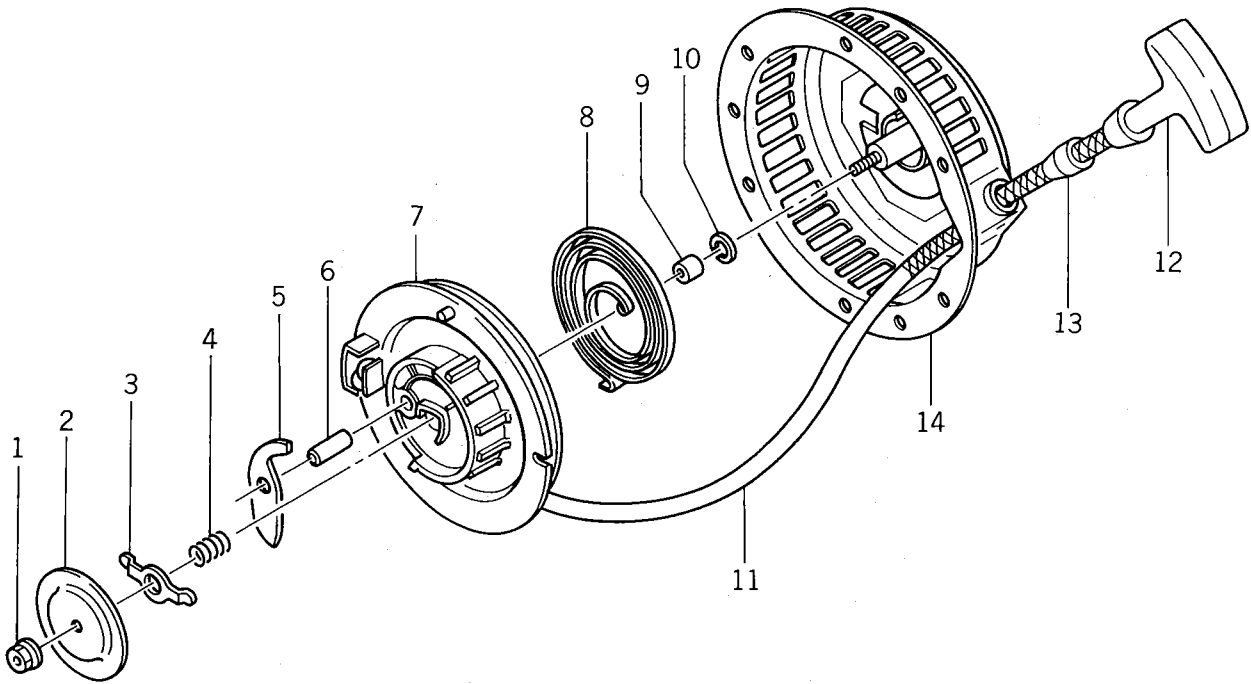
Fig. C-1 CARBURETOR
Carbureteur



Ref. No. Réf. No.	Part No. Pièces No.	Description Désignation	Q'ty Quant.	Remarks Remarques
	5150-012-442-XX	CARBURETOR ASSY Ensemble carburateur	1	15001-2442
C-1- 1	5160-412-139-XX	•SHAFT, CHOKE Axe volet d'air	1	16041-2139
C-1- 2	5144-726-102-AX	•VALVE, CHOKE Volet d'air	1	314472-6102A
C-1- 3	5145-726-137-AX	•SCREW Vis	2	314572-6137A
C-1- 4	5127-596-112-00	•JET, PILOT/#35 Vis de mélange	1	312759-6112-00
C-1- 5	5144-996-114-AX	•SCREW, PILOT Vis de ralenti	1	314499-6114A
C-1- 6	5127-506-116-00	•SPRING Ressort	2	312750-6116-00
C-1- 7	5214-B04-14X-XX	•SCREW/M4x14 Vis	1	214B0414
C-1- 8	5144-826-139-AX	•SHAFT, THROTTLE Axe papillon	1	314482-6139A
C-1- 9	5127-506-101-AX	•VALVE, THROTTLE/#130 Papillon	1	312750-6101A
C-1-10	5143-106-137-AX	•SCREW Vis	1	314310-6137A
C-1-11	5136-616-132-00	•JET, MAIN/#70 Gicleur principal	1	313661-6132-00
C-1-12	5145-956-122-AX	•NEEDLE VALVE Ensemble pointeau	1	314595-6122A
C-1-13	5145-956-134-AX	•CLIP Clip	1	314595-6134A
C-1-14	5145-906-129-AX	•NOZZLE, MAIN/#10A Gicleur	1	314590-6129A
C-1-15	5145-956-126-AX	•FLOAT Flotteur	1	314595-6126A
C-1-16	5144-996-127-AX	•PIN, FLOAT Axe	1	314499-6127A
C-1-17	5145-986-128-AX	•GASKET Joint	1	314598-6128A
C-1-18	5160-202-076-XX	•FLOAT CHAMBER ASSY Cuve	1	16020-2076
C-1-19	5154-706-133-AX	••SCREW, DRAIN Bouchon de vidange	1	315470-6133A
C-1-20	5131-226-116-00	••SPRING Ressort	1	313122-6116-00
C-1-21	5145-966-143-AX	•BOLT Vis	1	314596-6143A
C-1-22	5144-996-159-AX	•GASKET Joint	1	314499-6159A

Fig. R-1

RECOIL STARTER
Lanceur



Ref. No. Réf. No.	Part No. Pièces No.	Description Désignation	Q'ty Quant.	Remarks Remarques
	5490-882-305-ZM	RECOIL STARTER ASSY Ensemble lanceur	1	49088-2305-ZM
R-1- 1	5156-013-443-AX	•NUT Erou	1	315601-3443A
R-1- 2	5156-013-449-AX	•COVER, RETAINER Disque d'encliquetage	1	315601-3449A
R-1- 3	5391-082-056-XX	•GUIDE, PAWL Guide, cliquet	1	39108-2056
R-1- 4	5921-442-022-XX	•SPRING Ressort	1	92144-2022
R-1- 5	5131-652-067-XX	•PAWL, RECOIL Cliquet	1	13165-2067
R-1- 6	5146-013-473-AX	•PIN, PAWL Axe, cliquet	1	314601-3473A
R-1- 7	5591-012-072-XX	•REEL, RECOIL Bobine de renvidage	1	59101-2072
R-1- 8	5156-013-452-AX	•SPRING, RECOIL Ressort spirale	1	315601-3452A
R-1- 9	5156-013-458-AX	•WASHER Rondelle	1	315601-3458A
R-1-10	5156-013-442-AX	•WASHER, THRUST Rondelle	1	315601-3442A
R-1-11	5591-062-090-XX	•ROPE/5x2300 Cordon	1	59106-2090
R-1-12	5136-013-454-BX	•HANDLE, RECOIL STARTER Poignée	1	313601-3454B
R-1-13	5153-533-455-00	•DAMPER Caoutchouc	1	315353-3455-00
R-1-14	5320-992-130-ZM	•CASE, RECOIL Boitier, ensemble	1	32099-2130-ZM

ENGINE
Moteur

TZ060H-BB02 (KT290)
for A300F-2E40
pour

CONTENTS

ENGINE Moteur

for A300F-2E40
pour

Fig. E-1	TZ060H-BB02 (KT290)	1
Fig. A-1	AIR CLEANER	6
	Filtre a air	
Fig. C-1	CARBURETOR	7
	Carburateur	
Fig. M-1	MAGNETO	9
	Volant magnetique	
Fig. R-1	RECOIL STARTER	10
	Lanceur	
Fig. T-1	TAP	11
	Robinet	

NOTE)

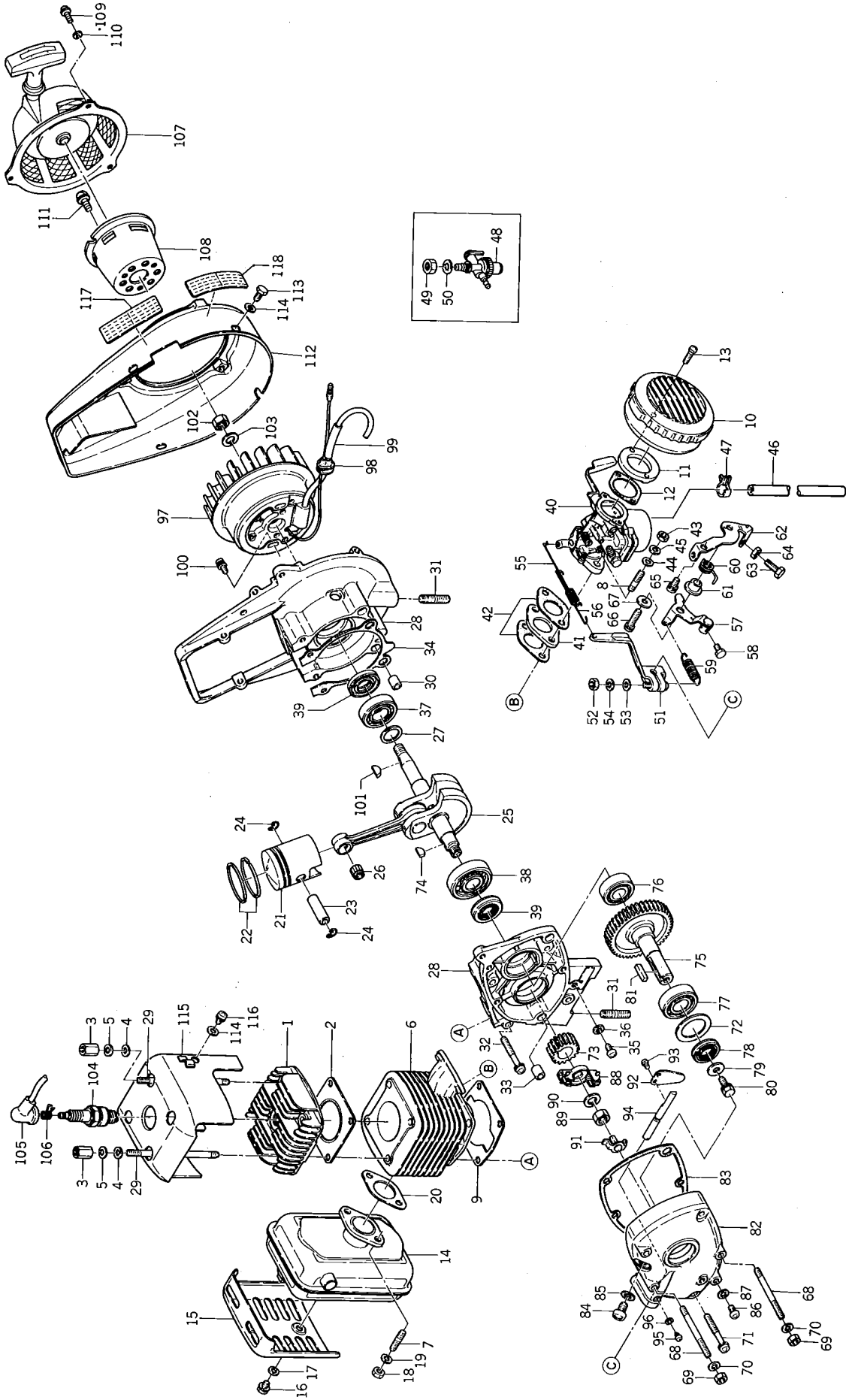
* *Marked parts in the column remarks, are not always in stock, requiring considerable time for their delivery.*

NOTA)

* *Les pièces marquées dans la colonne des remarques, ne sont pas toujours disponibles en stock, et demandent beaucoup de temps avant de pouvoir être livrées.*

Fig. E-1

TZ060H-BB02 (KT290)



TZ060H-BB02 (KT290)

Ref. No. Réf. No.	Part No. Pièces No.	Description Désignation	Q'ty Quant.	Remarks Remarques	
1	5126-511-111-03	HEAD, CYL. Culasse	1	312651-1111-03	
2	5126-511-121-00	GASKET Joint de culasse	1	312651-1121-00	
3	5111-201-484-00	NUT Ecrou	4	311120-1484-00	
4	5410-B06-00X-XX	WASHER, PL/M6 Rondelle	4	410B0600	
5	5461-F06-00A-XX	WASHER, SP/M6 Rondelle frein	4	461F0600A	
6	5126-511-210-03	CYLINDER ASSY Cylindre	1	312651-1210-03	
7	5171-G06-18X-XX	•STUD/M6x18 Goujon	2	171G0618	
8	5171-G06-20X-XX	•STUD/M6x20 Goujon	2	171G0620	
9	5123-011-221-00	GASKET Joint de cylindre	1	312301-1221-00	
10	5126-961-310-BX	AIR CLEANER ASSY Filtre a air	1	312696-1310B	See Fig. A-1 Voir Fig. A-1
11	5126-961-331-AX	PIPE, INLET Pipe d'admission	1	312696-1331A	
12	5126-961-332-AX	GASKET Joint	1	312696-1332A	
13	5214-B04-18X-XX	SCREW/M4x18 Vis	2	214B0418	
14	5490-692-139-9Z	MUFFLER ASSY Silencieux	1	49069-2139-9Z	
15	5491-062-356-9Z	•COVER, MUFFLER Protecteur de silencieux	1	49106-2356-9Z	
16	5180-B06-08X-XX	•BOLT/M6x8 Vis	2	180B0608	
17	5410-B06-00X-XX	•WASHER, PL/M6 Rondelle	2	410B0600	
18	5311-B06-00X-XX	NUT/M6 Ecrou	2	311B0600	
19	5461-F06-00A-XX	WASHER, SP/M6 Rondelle frein	2	461F0600A	
20	5124-011-443-00	GASKET Joint	1	312401-1443-00	
21	5126-513-111-BX	PISTON Piston	1	312651-3111B	
22	5121-213-010-00	RING, PISTON SET Jeu de segments	1	312121-3010-00	
23	5128-013-121-AX	PIN, PISTON Axe de piston	1	312801-3121A	
24	5128-013-122-AX	RING, SNAP Collet d'axe	2	312801-3122A	
25	5126-903-210-AX	CRANK SHAFT ASSY Vilebrequin	1	312690-3210A	
26	5126-903-242-AX	•BEARING, NEEDLE Roulement	1	312690-3242A	
27	5123-013-232-00	SHIM/t=0.2 Cale	AR	312301-3232-00	
	5123-013-233-00	SHIM/t=0.4 Cale	AR	312301-3233-00	
	5123-013-234-00	SHIM/t=0.6 Cale	AR	312301-3234-00	
28	5126-514-110-06	CRANK CASE ASSY Carter moteur	1	312651-4110-06	
29	5126-514-117-00	•STUD Goujon	4	312651-4117-00	
30	5552-B10-12X-XX	•PIN, DOWEL Goupille elastique	2	552B1012	
31	5172-G08-18X-XX	•STUD/M8x18 Goujon	4	172G0818	
32	5223-B06-45X-XX	SCREW/M6x45 Vis	4	223B0645	
33	5552-B10-12X-XX	PIN, DOWEL Goupille elastique	2	552B1012	
34	5126-514-113-00	GASKET Joint de carter moteur	1	312651-4113-00	
35	5214-B06-10X-XX	SCREW/M6x10 Vis	1	214B0610	
36	5143-107-433-00	GASKET Joint	1	314310-7433-00	
37	5123-014-211-00	BEARING, RB/6203C ₃ Roulement	1	312301-4211-00	

Ref. No. Réf. No.	Part No. Pièces No.	Description Désignation	Qty Quant.	Remarks Remarques	
38	5123-014-212-00	BEARING, RB/6303C ₃ Roulement	1	312301-4212-00	
39	5123-014-232-00	SEAL, OIL Bague d'étancheite	2	312301-4232-00	
40	5150-012-489-XX	CARBURETOR ASSY Carburateur	1	15001-2489	See Fig. C-1 Voir Fig. C-1
41	5126-516-181-BX	INSULATOR Isolateur	1	312651-6181B	
42	5123-026-186-00	GASKET Joint	2	312302-6186-00	
43	5312-B06-00X-XX	NUT/M6 Ecrou	2	312B0600	
44	5410-B06-00X-XX	WASHER, PL/M6 Rondelle	2	410B0600	
45	5461-F06-00A-XX	WASHER, SP/M6 Rondelle frein	2	461F0600A	
46	5702-A05-100-0X	TUBE/ø=130mm Tuyau	1	702A051000	
47	5134-016-812-00	CLAMP Collier	1	313401-6812-00	
48	5510-232-097-XX	TAP ASSY Ensemble robinet	1	51023-2097	See Fig. T-1 Voir Fig. T-1
49	5136-506-527-00	NUT Ecrou	1	313650-6527-00	
50	5463-H10-00X-XX	WASHER, TOOTHED Rondelle	1	463H1000	
51	5126-515-211-00	ARM, GOVERNOR Bras de regulateur	1	312651-5211-00	
52	5311-B06-00X-XX	NUT/M6 Ecrou	1	311B0600	
53	5410-B06-00X-XX	WASHER, PL/M6 Rondelle	1	410B0600	
54	5461-F06-00A-XX	WASHER, SP/M6 Rondelle frein	1	461F0600A	
55	5126-515-231-00	LINK, GOVERNOR Timonerie de regulateur	1	312651-5231-00	
56	5126-515-232-00	SPRING, LINK Rissort de timonerie	1	312651-5232-00	
57	5126-515-310-00	CONTROL LEVER ASSY Lever	1	312651-5310-00	
58	5112-B05-10X-XX	BOLT/M5x10 Vis	1	112B0510	
59	5126-515-314-00	SPRING, GOVERNOR Ressort de regulateur	1	312651-5314-00	
60	5126-515-317-BX	SPRING, RETURN Ressort der	1	312651-5317B	
61	5122-005-319-00	COLLAR Collier	1	312200-5319-00	
62	5126-515-335-00	BRACKET Support	1	312651-5335-00	
63	5112-B06-20X-XX	BOLT/M6x20 Vis	1	112B0620	
64	5312-B06-00X-XX	NUT/M6 Ecrou	1	312B0600	
65	5232-B06-10X-XX	SCREW/M6x10 Vis	1	232B0610	
66	5232-B06-25X-XX	SCREW/M6x25 Vis	1	232B0625	
67	5117-023-591-00	WASHER Rondelle	1	311702-3591-00	
68	5126-964-171-AX	STUD Goujon	2	312696-4171A	
69	5311-B06-00X-XX	NUT/M6 Ecrou	2	311B0600	
70	5461-F06-00A-XX	WASHER, SP/M6 Rondelle frein	2	461F0600A	
71	5223-B06-45X-XX	SCREW/M6x45 Vis	3	223B0645	
72	5124-533-534-00	SHIM/t=0.2 Cale	AR	312453-3534-00	
	5124-533-535-00	SHIM/t=0.4 Cale	AR	312453-3535-00	
	5124-533-536-00	SHIM/t=0.6 Cale	AR	312453-3536-00	
73	5126-513-523-00	GEAR, PINION Pignon	1	312651-3523-00	
74	5126-513-321-00	KEY Clavette	1	312651-3321-00	

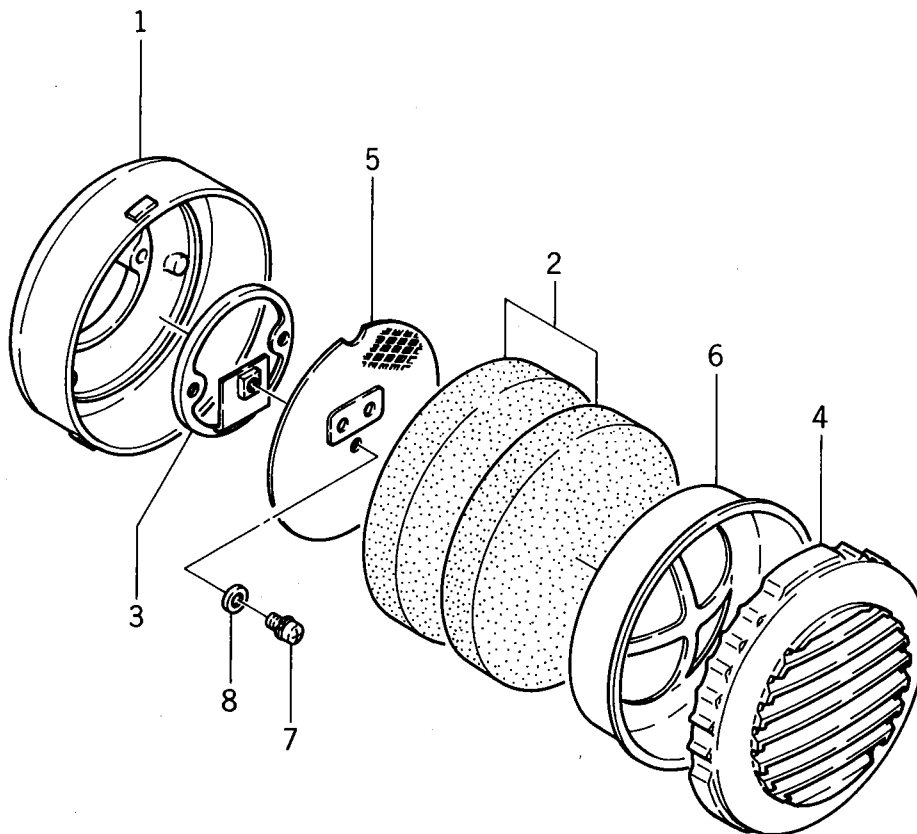
TZ060H-BB02 (KT290)

Ref. No. Réf. No.	Part No. Pièces No.	Description Désignation	Q'ty Quant.	Remarks Remarques	
75	5126-513-520-00	SHAFT ASSY Arbre a cames	1	312651-3520-00	
76	5601-A62-02X-XX	BEARING, RB/6202 Roulement	1	601A6202	
77	5601-A62-03X-XX	BEARING, RB/6203 Roulement	1	601A6203	
78	5123-034-242-00	SEAL, OIL Bague d'etancheite	1	312303-4242-00	
79	5117-023-591-00	WASHER Rondelle	1	311702-3591-00	
80	5180-B06-16X-XX	BOLT/M6x16 Vis	1	180B0616	
81	5511-A05-20X-XX	KEY Clavette	1	511A0520	
82	5126-513-512-00	CASE, REDUCER Carter de reducteur	1	312651-3512-00	
83	5126-513-516-00	GASKET Joint	1	312651-3516-00	
84	5214-B08-10X-XX	SCREW/M8x10 Vis	1	214B0810	
85	5123-007-432-00	GASKET Joint	1	312300-7432-00	
86	5214-B06-10X-XX	SCREW/M6x10 Vis	2	214B0610	
87	5143-107-433-00	GASKET Joint	2	314310-7433-00	
88	5126-515-110-00	GOVERNOR ASSY Regulateur	1	312651-5110-00	
89	5315-G10-00X-XX	NUT/M10 Ecrou	1	315G1000	
90	5461-F10-00A-XX	WASHER, SP/M10 Rondelle frein	1	461F1000A	
91	5126-515-121-00	SLEEVE, GOVERNOR Butee de regulateur	1	312651-5121-00	
92	5126-515-122-00	TIP, GOVERNOR Palpeur de regulateur	1	312651-5122-00	
93	5232-B04-06A-XX	SCREW/M4x6 Vis	2	232B0406A	
94	5126-515-123-00	SHAFT, GOVERNOR Axe de regulateur	1	312651-5123-00	
95	5126-715-124-00	SCREW Vis	1	312671-5124-00	
96	5461-F04-00X-XX	WASHER, SP/M4 Rondelle frein	1	461F0400	
97	5126-518-110-00	MAGNETO ASSY Volant magnetique	1	312651-8110-00	See Fig. M-1
98	5123-018-164-00	GROMMET Bougie	1	312301-8164-00	Voir Fig. M-1
99	5702-A06-100-0X	TUBE, RUBBER/ø=100mm Tuyau	1	702A061000	
100	5234-B05-14A-XX	SCREW/M5x14 Vis	2	234B0514A	
101	5510-A32-00X-XX	KEY Clavette	1	510A3200	
102	5315-G10-00X-XX	NUT/M10 Ecrou	1	315G1000	
103	5461-F10-00A-XX	WASHER, SP/M10 Rondelle frein	1	461F1000A	
104	5122-008-410-00	PLUG, SPARK/NGK B6HS Bougie	1	312200-8410-00	
105	5115-098-418-02	CAP, PLUG Contacteur de bougie	1	311509-8418-02	
106	5115-098-419-BX	SPRING Ressort	1	311509-8419B	
107	5490-882-285-ZM	RECOIL STARTER ASSY Lanceur complet	1	49088-2285-ZM	See Fig. R-1
108	5490-802-128-XX	PULLEY Bol	1	49080-2128	Voir Fig. R-1
109	5214-B06-10X-XX	SCREW/M6x10 Vis	3	214B0610	
110	5461-F06-00A-XX	WASHER, SP/6 Rondelle frein	3	461F0600A	
111	5232-B06-10X-XX	SCREW/M6x10 Vis	3	232B0610	
112	5590-662-148-ZM	HOUSING, FAN Volute	1	59066-2148-ZM	
113	5180-B06-12X-XX	BOLT/M6x12 Vis	4	180B0612	

Ref. No. Réf. No.	Part No. Pièces No.	Description Désignation	Q'ty Quant.	Remarks Remarques
114	5410-B06-00X-XX	WASHER, PL/M6 Rondelle	6	410B0600
115	5126-961-632-AX	COVER, CYL. Couvre culasse	1	312696-1632A
116	5232-B06-10X-XX	SCREW/M6x10 Vis	2	232B0610
117	5126-920-852-BX	LABEL Etiquette	1	312692-0852B *
118	5123-AA0-814-AX	LABEL Etiquette	1	3123AA-0814A *
	ACCESSORY Accessoire			
	5126-900-900-00	TOOL ASSY Outillage complet	1	312690-0900-00 *
	5131-220-942-01	•WRENCH, PLUG/M21 Cle a tube	1	313122-0942-01 *
	5112-200-972-00	•GAUGE, THICKNESS Jauge d'epaisseur	1	311220-0972-00 *

Fig. A-1

AIR CLEANER
Filtre a air



Ref. No. Réf. No.	Part No. Pièces No.	Description Désignation	Q'ty Quant.	Remarks Remarques
	5126-961-310-BX	AIR CLEANER ASSY Filtre a air	1	312696-1310B
A-1- 1	5126-961-311-AX	•CASE, CLEANER Carenage	1	312696-1311A
A-1- 2	5111-781-312-00	•ELEMENT Cartouche	2	311178-1312-00
A-1- 3	5125-661-313-00	•PLATE, CLEANER Embase	1	312566-1313-00
A-1- 4	5111-781-316-00	•CAP, CLEANER Couvercle	1	311178-1316-00
A-1- 5	5126-961-318-AX	•SCREEN Filtre	1	312696-1318A
A-1- 6	5125-111-367-00	•HOLDER, ELEMENT Support	1	312511-1367-00
A-1- 7	5232-B04-08X-XX	•SCREW/M4x8 Vis	1	232B0408
A-1- 8	5410-B04-00X-XX	•WASHER, PL/M4 Rondelle	1	410B0400

Fig. C-1

CARBURETOR
Carburateur

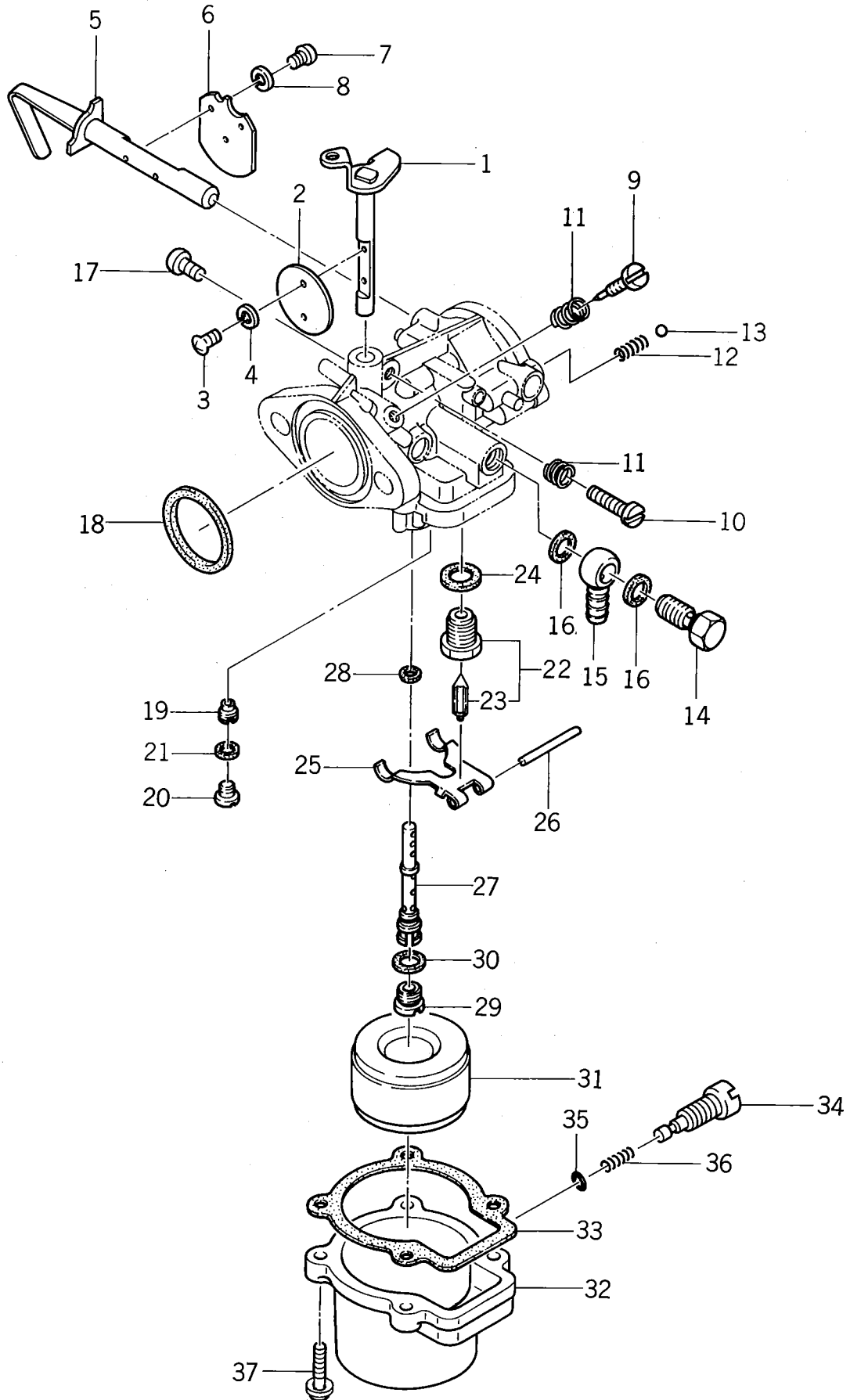
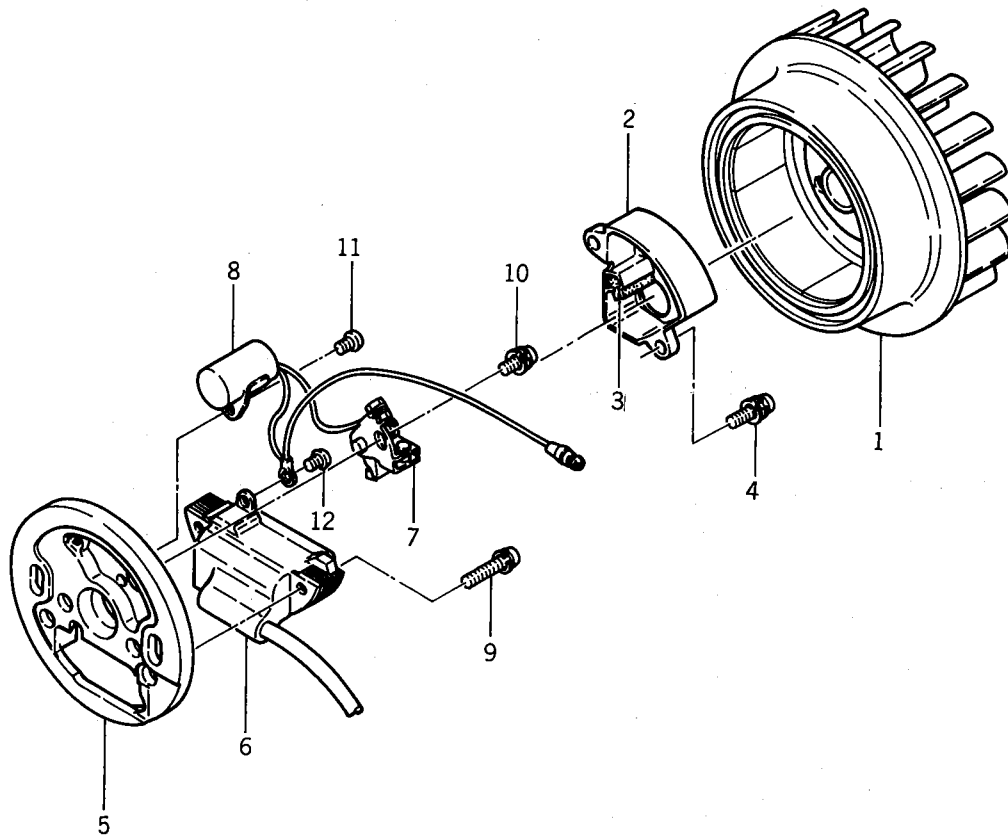


Fig. C-1 CARBURETOR
Carburateur

Ref. No. Réf. No.	Part No. Pièces No.	Description Désignation	Q'ty Quant.	Remarks Remarques
	5150-012-489-XX	CARBURETOR ASSY Ensemble carburateur	1	15001-2489
C-1- 1	5126-966-139-AX	•SHAFT, THROTTLE Axe papillon	1	312696-6139A
C-1- 2	5160-252-082-XX	•VALVE, THROTTLE Papillon	1	16025-2082
C-1- 3	5122-106-137-10	•SCREW Vis	2	312210-6137-10
C-1- 4	5122-106-138-00	•WASHER, SPRING Rondelle frein	2	312210-6138-00
C-1- 5	5126-966-142-AX	•SHAFT, CHOKE Axe volet d'air	1	312696-6142A
C-1- 6	5126-966-102-AX	•VALVE, CHOKE Volet d'air	1	312696-6102A
C-1- 7	5122-106-137-10	•SCREW Vis	2	312210-6137-10
C-1- 8	5122-106-138-00	•WASHER, SPRING Rondelle frein	2	312210-6138-00
C-1- 9	5126-516-114-00	•SCREW Vis	1	312651-6114-00
C-1-10	5124-016-115-10	•SCREW, STOP Vis de butée	1	312401-6115-10
C-1-11	5124-016-116-00	•SPRING Ressort	2	312401-6116-00
C-1-12	5122-106-123-00	•SPRING Ressort	1	312210-6123-00
C-1-13	5122-106-134-00	•BALL, STEEL Bille	1	312210-6134-00
C-1-14	5122-106-135-00	•BOLT, BANJO Vis, banjo	1	312210-6135-00
C-1-15	5122-106-136-00	•JOINT, BANJO Joint, banjo	1	312210-6136-00
C-1-16	5122-106-118-00	•GASKET Joint	2	312210-6118-00
C-1-17	5124-376-114-10	•SCREW, GUIDE Vis, guide	1	312437-6114-10
C-1-18	5134-396-159-00	•GASKET Joint	1	313439-6159-00
C-1-19	5126-516-151-00	•JET, SLOW/#46 Gicleur	1	312651-6151-00
C-1-20	5124-376-117-10	•SCREW, PILOT Vis de ralenti	1	312437-6117-10
C-1-21	5113-906-149-00	•GASKET Joint	1	311390-6149-00
C-1-22	5126-516-120-AX	•NEEDLE VALVE ASSY Ensemble pointeau	1	312651-6120A
C-1-23	5124-016-122-00	••VALVE, NEEDLE Pointeau	1	312401-6122-00
C-1-24	5113-906-119-00	•GASKET Joint	1	311390-6119-00
C-1-25	5124-016-178-00	•HINGE, FLOAT Charniere	1	312401-6178-00
C-1-26	5113-906-127-00	•PIN, FLOAT Axe	1	311390-6127-00
C-1-27	5124-016-129-00	•NOZZLE, MAIN Gicleur	1	312401-6129-00
C-1-28	5111-206-119-00	•GASKET Joint	1	311120-6119-00
C-1-29	5118-016-132-AX	•JET, MAIN/#86 Gicleur	1	311801-6132A
C-1-30	5126-516-149-00	•GASKET Joint	1	312651-6149-00
C-1-31	5124-016-126-00	•FLOAT Flotteur	1	312401-6126-00
C-1-32	5160-202-084-XX	•CHAMBER, FLOAT Cuve	1	16020-2084
C-1-33	5110-092-402-XX	•GASKET Joint	1	11009-2402
C-1-34	5920-092-222-XX	•SCREW, DRAIN Bouchon de vidange	1	92009-2222
C-1-35	5920-552-077-XX	•O-RING Joint torique	1	92055-2077
C-1-36	5921-442-013-XX	•SPRING Ressort	1	92144-2013
C-1-37	5232-B04-16X-XX	•SCREW/M4x16 Vis	4	232B0416

Fig. M-1

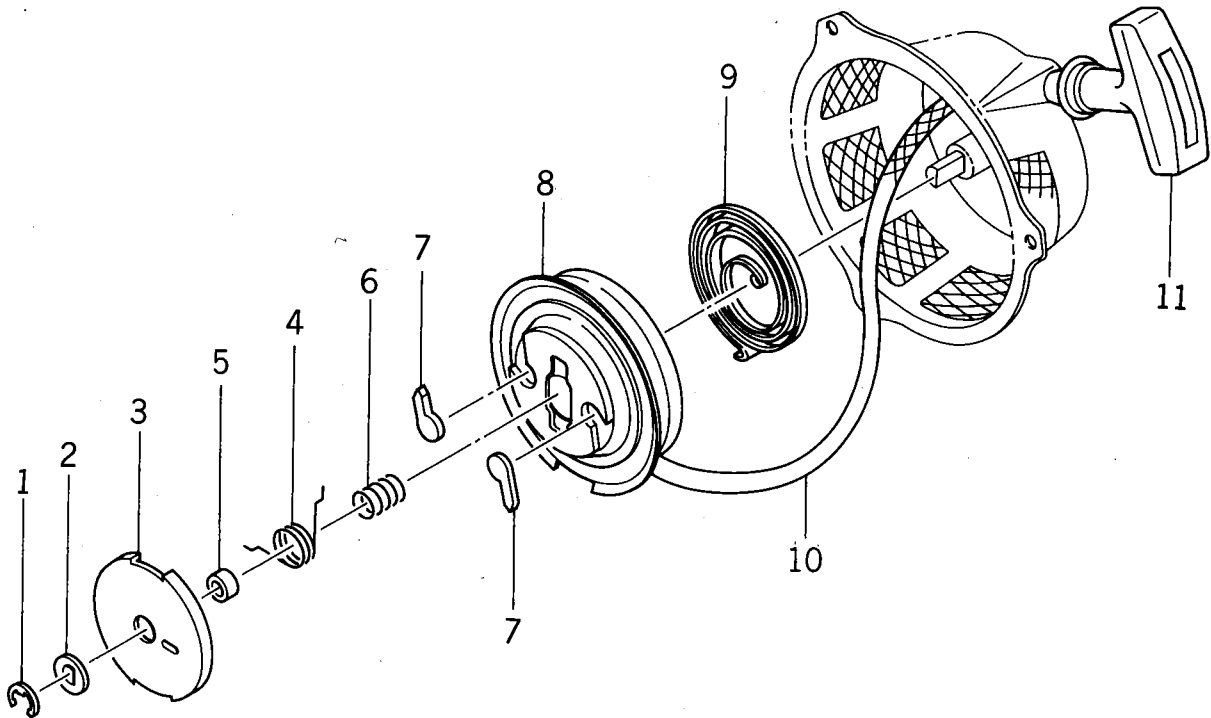
MAGNETO
Volant magnetique



Ref. No. Réf. No.	Part No. Pièces No.	Description Désignation	Q'ty Quant.	Remarks Remarques
	5126-518-110-00	MAGNETO ASSY Volant magnetique	1	312651-8110-00
M-1- 1	5126-518-111-00	• FLYWHEEL Volant d'inertie	1	312651-8111-00
M-1- 2	5126-518-439-00	• COVER, BREAKER Couvercle de rupteur	1	312651-8439-00
M-1- 3	5126-518-451-00	• FELT, CAM Feutre	1	312651-8451-00
M-1- 4	5234-B04-14A-XX	• SCREW Vis	2	234B0414A
M-1- 5	5126-518-120-00	• BASE ASSY Plateau	1	312651-8120-00
M-1- 6	5126-518-123-00	• COIL, IGNITION Bobine d'induction	1	312651-8123-00
M-1- 7	5126-518-440-00	• BREAKER, CONTACT Rupteur	1	312651-8440-00
M-1- 8	5126-518-436-00	• CONDENSER Condensateur	1	312651-8436-00
M-1- 9	5223-B04-20X-XX	• SCREW Vis	2	223B0420
M-1-10	5214-B04-06A-XX	• SCREW Vis	1	214B0406A
M-1-11	5214-B04-06A-XX	• SCREW Vis	1	214B0406A
M-1-12	5214-B03-06X-XX	• SCREW Vis	1	214B0306

Fig. R-1

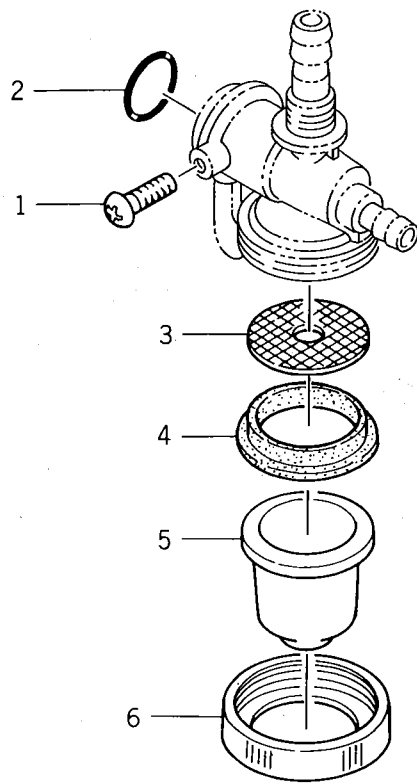
RECOIL STARTER
Lanceur



Ref. No. Réf. No.	Part No. Pièces No.	Description Désignation	Q'ty Quant.	Remarks Remarques
	5490-882-285-ZM	RECOIL STARTER ASSY Lanceur complet	1	49088-2285-ZM
R-1- 1	5123-003-451-00	•E-RING Bague en E	1	312300-3451-00
R-1- 2	5123-003-442-00	•WASHER Rondelle	1	312300-3442-00
R-1- 3	5123-993-449-00	•RETAINER Plaque frein	1	312399-3449-00
R-1- 4	5123-993-448-00	•SPRING Ressort	1	312399-3448-00
R-1- 5	5123-003-458-00	•WASHER Rondelle	1	312300-3458-00
R-1- 6	5123-003-446-00	•SPRING Ressort	1	312300-3446-00
R-1- 7	5131-652-065-XX	•PAWL, RECOIL Cliquet	2	13165-2065
R-1- 8	5591-012-071-XX	•REEL, RECOIL Poulie	1	59101-2071
R-1- 9	5123-003-452-00	•SPRING, SPIRAL Ressort de frottement	1	312300-3452-00
R-1-10	5591-062-089-XX	•ROPE Cordon	1	59106-2089
R-1-11	5460-752-064-XX	•GRIP, RECOIL Poignée	1	46075-2064

Fig. T-1

TAP
Robinet



Ref. No. Réf. No.	Part No. Pièces No.	Description Désignation	Q'ty Quant.	Remarks Remarques
	5510-232-097-XX	TAP ASSY Ensemble robinet	1	51023-2097
T-1- 1	5136-506-517-00	•SCREW Vis	1	313650-6517-00
T-1- 2	5136-506-512-00	•O-RING Joint torique	1	313650-6512-00
T-1- 3	5136-506-519-00	•STRAINER, FILTER Filtre	1	313650-6519-00
T-1- 4	5136-506-518-02	•GASKET Joint	1	313650-6518-02
T-1- 5	5510-362-063-XX	•CUP, FUEL TAP Cuve	1	51036-2063
T-1- 6	5136-506-522-00	•NUT, RING Bague filetée	1	313650-6522-00

ENGINE
Moteur

FA130G-AB07(FA130G-73X)
for A300F-E20
pour

CONTENTS

ENGINE Moteur

for A300F-E20

Fig. E-1	FA130G-AB07 (FA130G-73X)	1
Fig. A-1	AIR FILTER	7
	Filtre a air	
Fig. T-1	TAP	8
	Robinet	
Fig. C-1	CARBURETOR	9
	Carburateur	
Fig. R-1	RECOIL STARTER	11
	Lanceur	

NOTE)

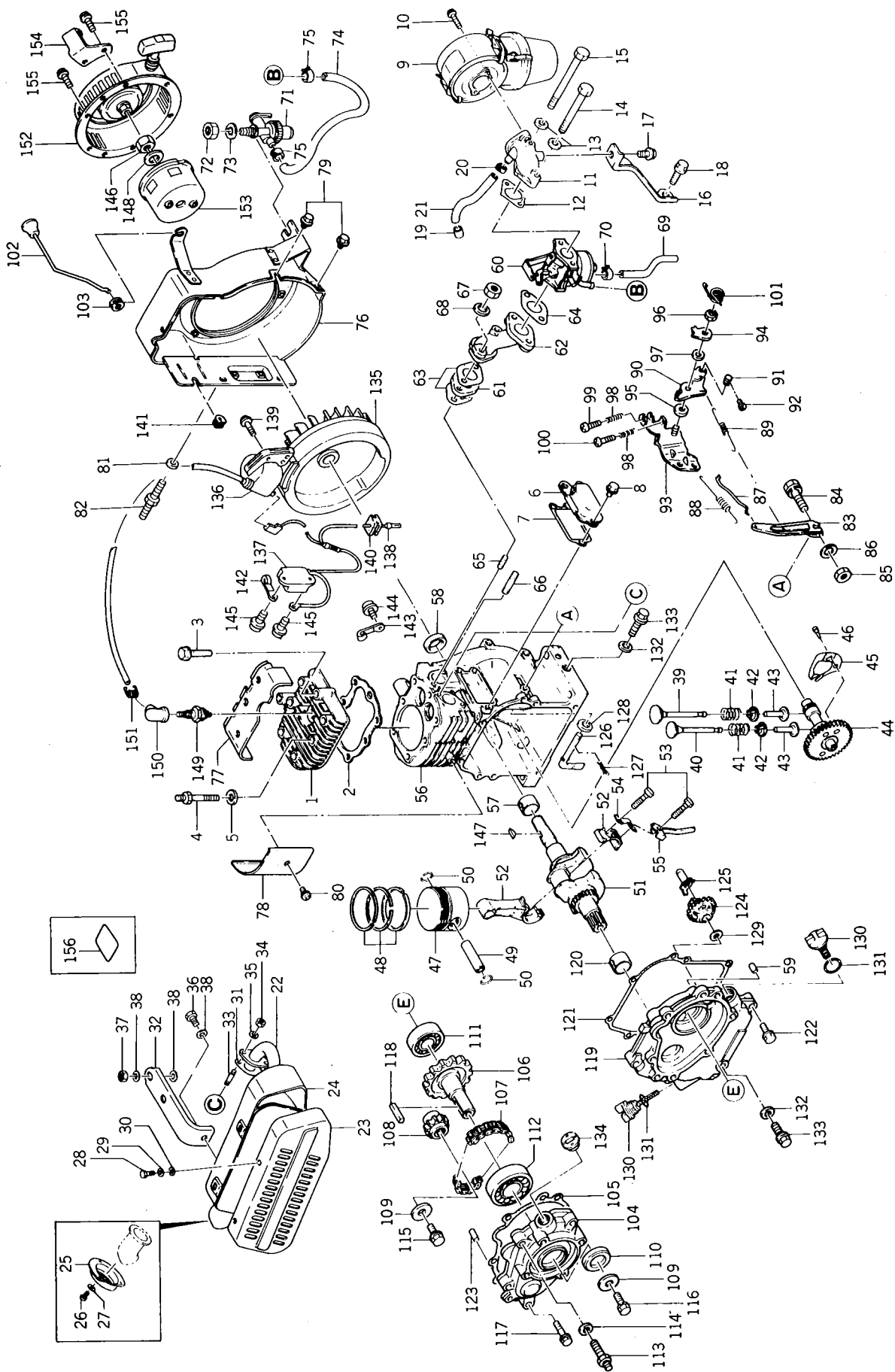
** Marked parts in the column remarks, are not always in stock, requiring considerable time for their delivery.*

NOTA)

** Les pièces marquées dans la colonne des remarques, ne sont pas toujours disponibles en stock, et demandent beaucoup de temps avant de pouvoir être livrées.*

Fig. E-1

FA130G-AB07 (FA130G-73X)



FA130G-AB07 (FA130G-73X)

Ref. No. Réf. No.	Part No. Pièces No.	Description Désignation	Q'ty Quant.	Remarks Remarques	
1	5144-011-111-AX	HEAD, CYL. Culasse	1	314401-1111A	
2	5110-042-090-XX	GASKET, HEAD Joint	1	11004-2090	
3	5181-G08-50X-XX	BOLT/M8x50 Vis	1	181G0850	
4	5144-061-181-AX	BOLT, CYL. HEAD Vis	6	314406-1181A	
5	5410-B08-00X-XX	WASHER, PL/M8 Rondelle	6	410B0800	
6	5491-082-070-XX	COVER, VALVE CHAMBER Porte de visite	1	49108-2070	
7	5144-011-232-AX	GASKET Joint	1	314401-1232A	
8	5186-B06-12X-XX	BOLT/M6x12 Vis	3	186B0612	
9	5110-102-338-XX	AIR FILTER ASSY Filtre a air	1	11010-2338	See Fig. A-1
10	5232-B05-12X-XX	SCREW/M5x12 Vis	2	232B0512	Voir Fig. A-1
11	5160-602-120-XX	PIPE, INLET Pipe d'admission	1	16060-2120	
12	5145-991-332-BX	GASKET Joint	1	314599-1332B	
13	5155-047-447-AX	GASKET Joint	2	315504-7447A	
14	5112-G06-75X-XX	BOLT/M6x75 Vis	1	112G0675	
15	5112-G06-100-XX	BOLT/M6x100 Vis	1	112G06100	
16	5144-791-351-AX	STAY Tirant	1	314479-1351A	
17	5186-B06-12X-XX	BOLT/M6x12 Vis	1	186B0612	
18	5130-B08-16X-XX	BOLT/M8x16 Vis	1	130B0816	
19	5144-011-341-AX	PIPE Raccord	1	314401-1341A	
20	5136-791-532-00	CLIP Clip	1	313679-1532-00	
21	5702-A07-100-0X	TUBE, RUBBER/ \varnothing =120mm Tuyau	1	702A071000	
22	5490-696-045-XX	MUFFLER ASSY Silencieux	1	49069-6045	
23	5491-062-334-9X	●COVER, MUFFLER Protecteur	1	49106-2334-9X	
24	5491-062-331-9X	●COVER, MUFFLER Protecteur	1	49106-2331-9X	
25	5131-692-446-9X	●PLATE Flasque	1	13169-2446-9X	
26	5144-053-092-AX	●SCREW Vis	3	314405-3092A	
27	5410-B04-00X-XX	●WASHER, PL/M4 Rondelle	3	410B0400	
28	5110-R06-10X-XX	●BOLT/M6x10 Vis	4	110R0610	
29	5461-F06-00A-XX	●WASHER, SP/M6 Rondelle frein	4	461F0600A	
30	5411-B06-00X-XX	●WASHER, PL/M6 Rondelle	4	411B0600	
31	5144-961-442-BX	GASKET Joint	1	314496-1442B	
32	5350-112-122-XX	STAY, MUFFLER Tirant	1	35011-2122	
33	5171-G06-16X-XX	STUD Goujon	2	171G0616	
34	5311-B06-00X-XX	NUT/M6 Ecrou	2	311B0600	
35	5410-B06-00X-XX	WASHER, PL/M6 Rondelle	2	410B0600	
36	5180-B08-16X-XX	BOLT/M8x16 Vis	1	180B0816	
37	5311-B08-00A-XX	NUT/M8 Ecrou	2	311B0800A	
38	5411-B08-00X-XX	WASHER, PL/M8 Rondelle	5	411B0800	
39	5144-002-111-AX	VALVE, INLET Soupape adm.	1	314400-2111A	

FA130G-AB07 (FA130G-73X)

Ref. No. Réf. No.	Part No. Pièces No.	Description Désignation	Q'ty Quant.	Remarks Remarques	
40	5144-012-112-AX	VALVE, EXHAUST Soupape ech.	1	314401-2112A	
41	5144-012-113-AX	SPRING Ressort	2	314401-2113A	
42	5144-012-116-BX	RETAINER Plaquette frein	2	314401-2116B	
43	5120-322-063-XX	TAPPET Poussoir	2	12032-2063	
44	5491-182-051-XX	CAM SHAFT COMP Arbre a cames	1	49118-2051	
45	5211-182-051-XX	•DECOMPRESSOR Decompresseur	1	21118-2051	
46	5920-432-105-XX	•PIN Axe	2	92043-2105	
47	5144-013-111-AX	PISTON Piston	1	314401-3111A	
48	5144-013-010-AX	PISTON RING SET Segmentation	1	314401-3010A	
49	5130-022-071-XX	PIN, PISTON Axe de piston	1	13002-2071	
50	5144-013-122-AX	RING, SNAP Collet d'axe	2	314401-3122A	
51	5130-372-286-XX	SHAFT, CRANK Vile brequin	1	13037-2286	
52	5144-013-240-AX	CONN. ROD ASSY Bielle	1	314401-3240A	
53	5144-013-245-AX	•BOLT, CONN. ROD Vis	2	314401-3245A	
54	5144-013-248-AX	WASHER, LOCK Rondelle	1	314401-3248A	
55	5144-013-249-CX	ARM, SPLASHER Bras de manivelle	1	314401-3249C	
56	5491-206-004-XX	CRANK CASE COMP Carter	1	49120-6004	
57	5144-014-211-AX	•BEARING, PLAIN Coussinet de palier	1	314401-4211A	
58	5142-504-231-00	SEAL, OIL Bague d'etancheite	1	314250-4231-00	
59	5551-A06-12X-XX	PIN, DOWEL Goupille elastique	2	551A0612	
60	5150-012-442-XX	CARBURETOR ASSY Carburateur	1	15001-2442	See Fig. C-1 Voir Fig. C-1
61	5144-016-181-AX	INSULATOR Isolateur	1	314401-6181A	
62	5144-826-182-AX	PIPE, INLET Pipe d'admission	1	314482-6182A	
63	5144-016-184-AX	GASKET Joint	2	314401-6184A	
64	5155-996-185-AX	GASKET Joint	1	315599-6185A	
65	5171-G06-22X-XX	STUD Goujon	1	171G0622	
66	5171-G06-35X-XX	STUD Goujon	1	171G0635	
67	5311-B06-00X-XX	NUT/M6 Ecrou	2	311B0600	
68	5411-B06-00X-XX	WASHER, PL/M6 Rondelle	2	411B0600	
69	5920-592-191-XX	TUBE Conduit	1	92059-2191	
70	5114-096-812-00	CLIP Agrafe	1	311409-6812-00	
71	5510-232-097-XX	TAP ASSY Ensemble robinet	1	51023-2097	See Fig. T-1 Voir Fig. T-1
72	5136-506-527-00	NUT Ecrou	1	313650-6527-00	
73	5411-B10-00X-XX	WASHER, PL/M10 Rondelle	1	411B1000	
74	5705-A04-100-0X	TUBE, BRAID/ø=210mm Tuyau	1	705A041000	
75	5136-791-532-00	CLIP Clip	2	313679-1532-00	
76	5590-662-316-ZM	HOUSING, FAN Volute	1	59066-2316-ZM	
77	5490-892-208-ZM	SHROUD Couvre culasse	1	49089-2208-ZM	
78	5144-011-632-AX	COVER, CYL. Couvre cyl.	1	314401-1632A	

FA130G-AB07 (FA130G-73X)

Ref. No. Réf. No.	Part No. Pièces No.	Description Désignation	Q'ty Quant.	Remarks Remarques
79	5186-B06-10X-XX	BOLT/M6x10 Vis	4	186B0610
80	5241-B05-10X-XX	SCREW/M5x10 Vis	1	241B0510
81	5411-B06-00X-XX	WASHER, PL/M6 Rondelle	1	411B0600
82	5144-911-681-CX	BOLT Vis	1	314491-1681C
83	5144-825-210-AX	ARM, GOVERNOR Bras	1	314482-5210A
84	5920-022-269-XX	●BOLT Vis	1	92002-2269
85	5311-B06-00X-XX	●NUT/M6 Ecrou	1	311B0600
86	5411-B06-00X-XX	●WASHER, PL/M6 Rondelle	1	411B0600
87	5144-825-231-AX	LINK, GOVERNOR Bras	1	314482-5231A
88	5144-995-232-AX	SPRING, LINK Ressort	1	314499-5232A
89	5144-915-314-AX	SPRING, GOVERNOR Ressort	1	314491-5314A
90	5144-915-311-BX	LEVER, CONTROL Lever	1	314491-5311B
91	5920-152-120-XX	NUT Ecrou	1	92015-2120
92	5214-B04-08X-XX	SCREW/M4x8 Vis	1	214B0408
93	5110-442-063-XX	BRACKET Support	1	11044-2063
94	5144-915-337-AX	BRACKET Support	1	314491-5337A
95	5144-015-383-AX	WASHER Rondelle	1	314401-5383A
96	5144-015-385-AX	NUT Ecrou	1	314401-5385A
97	5144-015-388-AX	SPRING Ressort	1	314401-5388A
98	5144-015-321-BX	SPRING Ressort	2	314401-5321B
99	5214-B04-20A-XX	SCREW/M4x20 Vis	1	214B0420A
100	5220-B04-25X-XX	SCREW/M4x25 Vis	1	220B0425
101	5144-065-317-AX	SPRING, RETURN Ressort de rappel	1	314406-5317A
102	5161-692-081-XX	LINK, CHOKE Timonerie	1	16169-2081
103	5171-965-515-00	GROMMET Bague de passage	1	317196-5515-00
104	5144-153-511-AX	CASE, REDUCER Boîtier de reducteur	1	314415-3511A
105	5144-153-515-AX	GASKET Joint	1	314415-3515A
106	5144-193-521-AX	SHAFT, DRIVE Arbre d'entrainement	1	314419-3521A
107	5144-153-525-BX	CHAIN Chaine	1	314415-3525B
108	5144-153-671-BX	SPROCKET Pignon a chaine	1	314415-3671B
109	5132-522-383-00	WASHER Rondelle	2	313252-2383-00
110	5164-704-231-00	SEAL, OIL Bague d'etancheite	1	316470-4231-00
111	5601-A62-04X-XX	BEARING, RB/6204 Roulement	1	601A6204
112	5601-A63-05X-XX	BEARING, RB/6305 Roulement	1	601A6305
113	5146-214-166-AX	BOLT Vis	2	314621-4166A
114	5411-B06-00X-XX	WASHER, PL/M6 Rondelle	2	411B0600
115	5181-B08-16X-XX	BOLT/M8x16 Vis	1	181B0816
116	5183-B08-25X-XX	BOLT/M8x25 Vis	1	183B0825
117	5186-B06-30X-XX	BOLT/M6x30 Vis	4	186B0630

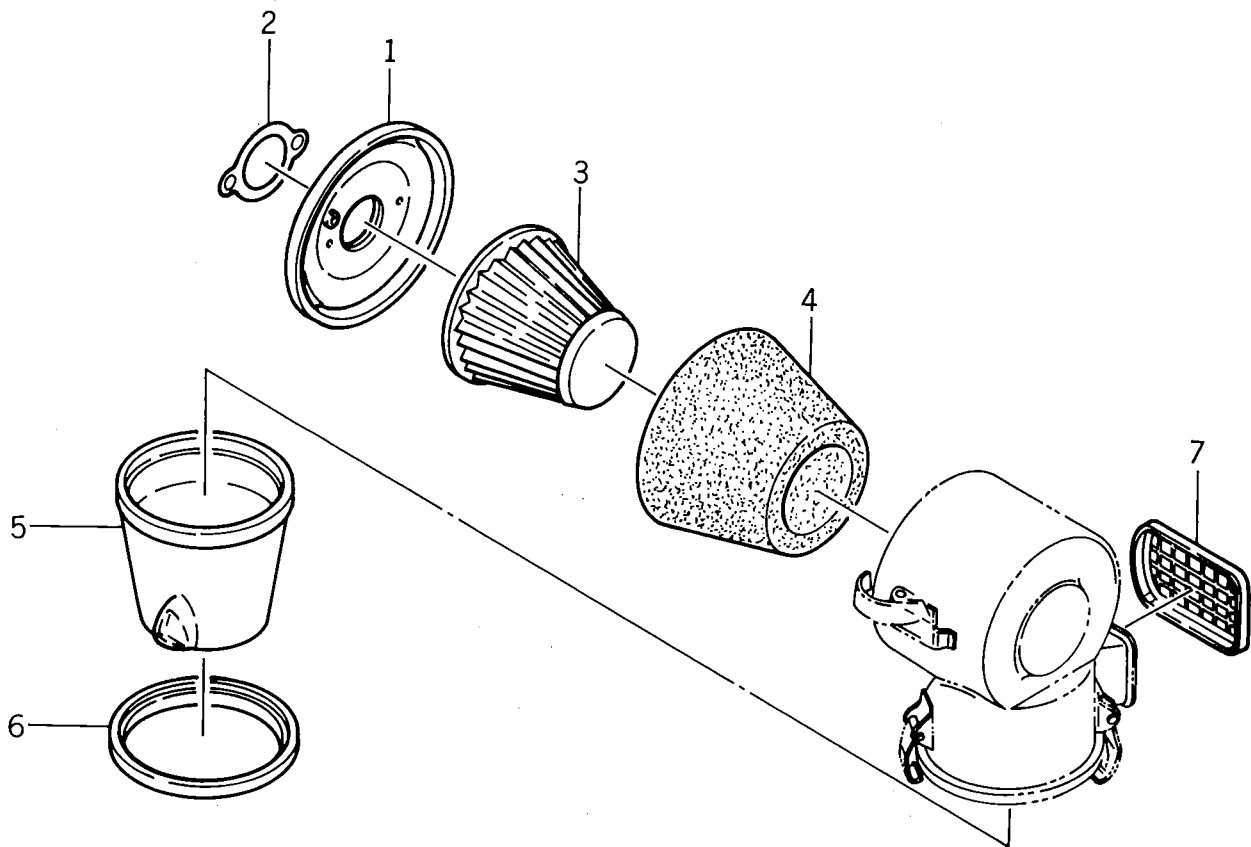
FA130G-AB07 (FA130G-73X)

Ref. No. Réf. No.	Part No. Pièces No.	Description Désignation	Q'ty Quant.	Remarks Remarques	
118	5511-A05-20X-XX	KEY Clavette	1	511A0520	
119	5490-156-013-XX	CRANK CASE COVER COMP Flasque	1	49015-6013	
120	5144-014-211-AX	●BEARING, PLAIN Coussinet de palier	1	314401-4211A	
121	5144-014-124-AX	GASKET Joint	1	314401-4124A	
122	5186-B06-30X-XX	BOLT/M6x30 Vis	6	186B0630	
123	5551-A06-12X-XX	PIN, DOWEL Goupille elastque	2	551A-0612	
124	5144-015-110-AX	GOVERNOR ASSY Regulateur	1	314401-5110A	
125	5144-015-121-BX	SLEEVE, GOVERNOR Guidage d'entraineur	1	314401-5121B	
126	5144-015-122-CX	ARM, GOVERNOR Bras de réglage	1	314401-5122C	
127	5554-A06-00X-XX	PIN, SNAP Attache beta	1	554A0600	
128	5410-B06-00X-XX	WASHER, PL/M6 Rondelle	1	410B0600	
129	5144-015-135-AX	WASHER Rondelle	1	314401-5135A	
130	5161-152-069-XX	GAUGE, OIL Jauge	2	16115-2069	
131	5670-B20-15X-XX	O-RING Joint torique	2	670B2015	
132	5110-092-432-XX	GASKET Joint	3	11009-2432	
133	5130-D10-14X-XX	BOLT/M10x14 Vis	3	130D1014	
134	5145-987-431-AX	PLUG, OIL Bouchon de remplissage	1	314598-7431A	
135	5144-AA8-111-AX	FLYWHEEL Rotor	1	3144AA-8111A	
136	5211-712-114-XX	COIL, IGNITION Bobine d'allumage	1	21171-2114	
137	5144-AA8-465-AX	IGNITER Allumage	1	3144AA-8465A	
138	5144-AA8-812-AX	WIRE, LEAD Fil	1	3144AA-8812A	
139	5131-B05-20X-XX	BOLT/M5x20 Vis	2	131B0520	
140	5144-018-164-BX	GROMMET Passe-fil	1	314401-8164B	
141	5920-712-113-XX	GROMMET Passe-fil	1	92071-2113	
142	5920-372-171-XX	CLAMP Collier	1	92037-2171	
143	5117-028-161-00	CLAMP Collier	1	311702-8161-00	
144	5241-B04-08X-XX	SCREW/M4x8 Vis	1	241B0408	
145	5234-B05-14A-XX	SCREW/M5x14 Vis	2	234B0514A	
146	5314-G14-00X-XX	NUT/M14 Ecrou	1	314G1400	
147	5920-382-077-XX	KEY Clavette	1	92038-2077	
148	5144-013-482-AX	WASHER Rondelle	1	314401-3482A	
149	5144-918-410-AX	PLUG, SPARK/NGK BM4A Bougie	1	314491-8410A	
150	5172-708-418-BX	CAP, PLUG Capuchon	1	317270-8418B	
151	5172-708-419-AX	SPRING Ressort	1	317270-8419A	
152	5490-882-305-ZM	RECOIL STARTER ASSY Lanceur complet	1	49088-2305-ZM	See Fig. R-1 Voir Fig. R-1
153	5490-802-108-XX	PULLEY Bol	1	49080-2108	
154	5110-442-105-ZM	BRACKET Support	1	11044-2105-ZM	
155	5186-B06-10X-XX	BOLT/M6x10 Vis	4	186B0610	
156	5560-312-286-XX	LABEL Etiquettes	1	56031-2286 *	

Ref. No. Réf. No.	Part No. Pièces No.	Description Désignation	Q'ty Quant.	Remarks Remarques
	ACCESSORY Accessoir			
	5119-200-900-AX	TOOL ASSY Outillage complet	1	311920-0900A *
	5144-900-931-AX	•SOCKET, WRENCH/19x21 Cle a pipe	1	314490-0931A *
	5119-200-951-AX	•DRIVER Tournevis	1	311920-0951A *

Fig. A-1

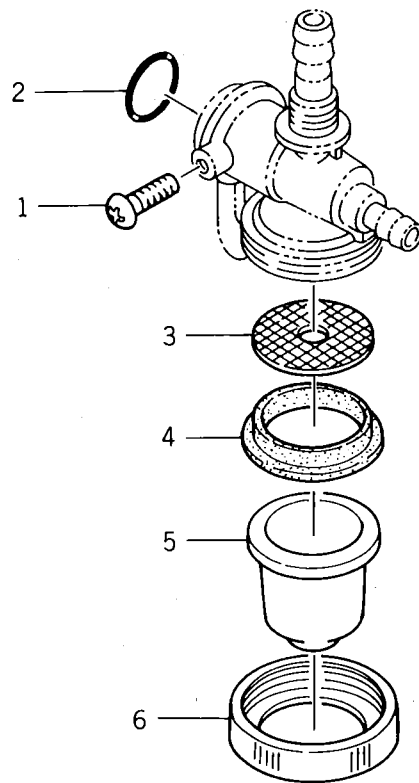
AIR FILTER
Filtre a air



Ref. No. Réf. No.	Part No. Pièces No.	Description Désignation	Q'ty Quant.	Remarks Remarques
	5110-102-338-XX	AIR FILTER ASSY Filtre a air	1	11010-2338
A-1- 1	5131-832-001-XX	•PLATE, FILTER Embase	1	13183-2001
A-1- 2	5144-771-324-AX	••GASKET Joint	1	314477-1324A
A-1- 3	5136-871-312-00	•ELEMENT Cartouche	1	313687-1312-00
A-1- 4	5136-871-313-00	•ELEMENT Cartouche	1	313687-1313-00
A-1- 5	5144-771-321-AX	•DUST CHAMBER Chambre	1	314477-1321A
A-1- 6	5136-871-319-00	•RING Bague	1	313687-1319-00
A-1- 7	5144-771-317-AX	•COVER, DUST Capot	1	314477-1317A

Fig. T-1

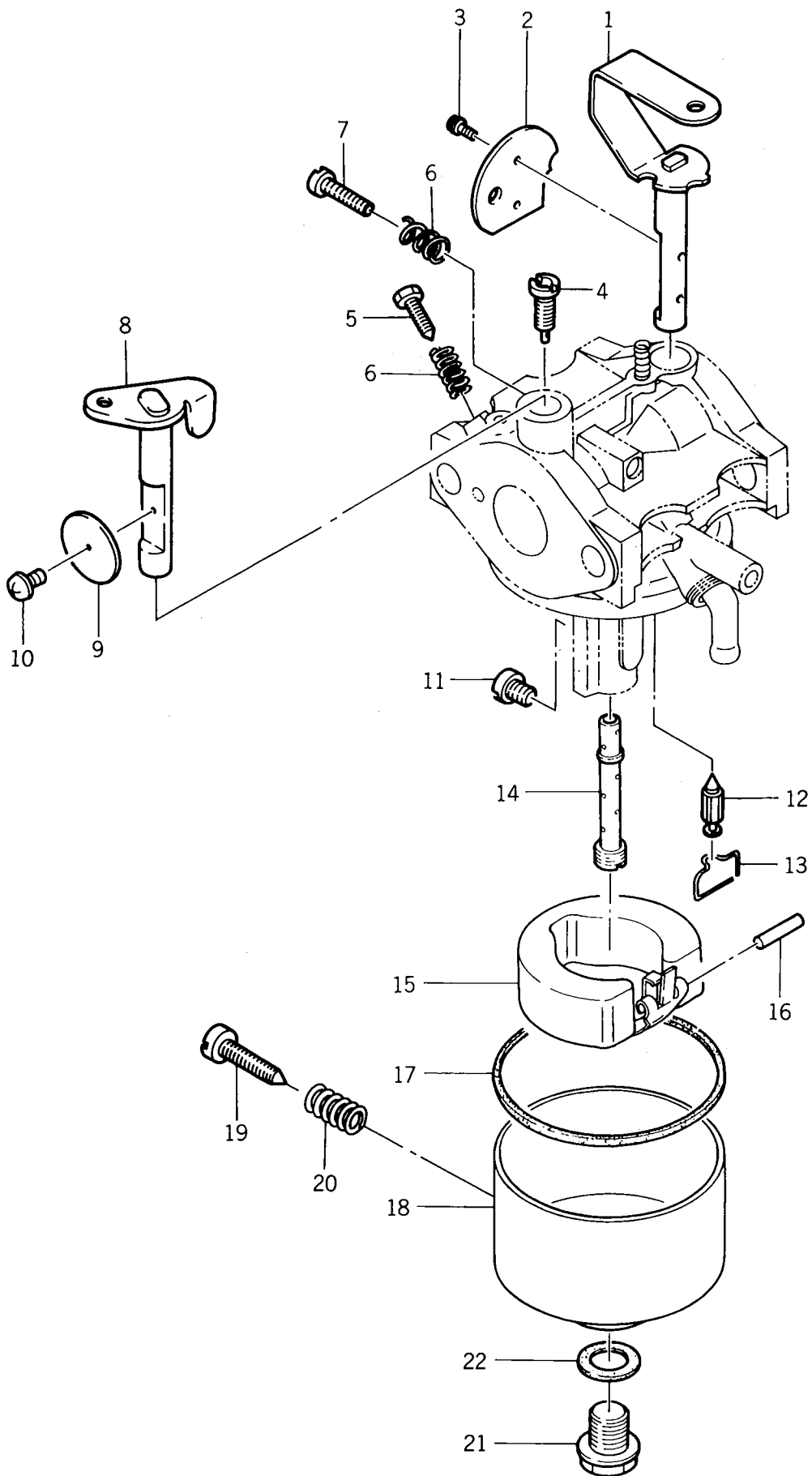
TAP
Robinet



Ref. No. Réf. No.	Part No. Pièces No.	Description Désignation	Q'ty Quant.	Remarks Remarques
	5510-232-097-XX	TAP ASSY Ensemble robinet	1	51023-2097
T-1- 1	5136-506-517-00	•SCREW Vis	1	313650-6517-00
T-1- 2	5136-506-512-00	•O-RING Joint torique	1	313650-6512-00
T-1- 3	5136-506-519-00	•STRAINER, FILTER Filtre	1	313650-6519-00
T-1- 4	5136-506-518-02	•GASKET Joint	1	313650-6518-02
T-1- 5	5510-362-063-XX	•CUP, FUEL TAP Cuve	1	51036-2063
T-1- 6	5136-506-522-00	•NUT, RING Bague filetée	1	313650-6522-00

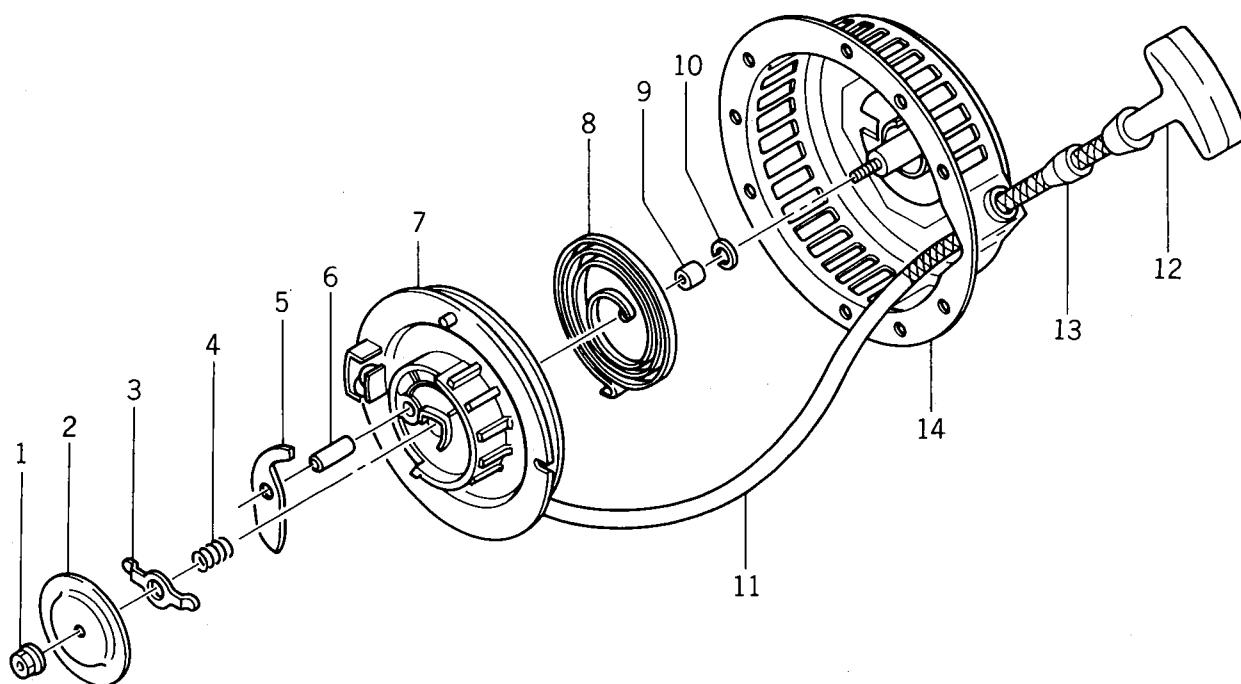
Fig. C-1

CARBURETOR
Carburateur



Ref. No. Réf. No.	Part No. Pièces No.	Description Désignation	Q'ty Quant.	Remarks Remarques
	5150-012-442-XX	CARBURETOR ASSY Ensemble carburateur	1	15001-2442
C-1- 1	5160-412-139-XX	•SHAFT, CHOKE Axe volet d'air	1	16041-2139
C-1- 2	5144-726-102-AX	•VALVE, CHOKE Volet d'air	1	314472-6102A
C-1- 3	5145-726-137-AX	•SCREW Vis	2	314572-6137A
C-1- 4	5127-596-112-00	•JET, PILOT/#35 Vis de mélange	1	312759-6112-00
C-1- 5	5144-996-114-AX	•SCREW, PILOT Vis de ralenti	1	314499-6114A
C-1- 6	5127-506-116-00	•SPRING Ressort	2	312750-6116-00
C-1- 7	5214-804-14X-XX	•SCREW/M4x14 Vis	1	21480414
C-1- 8	5144-826-139-AX	•SHAFT, THROTTLE Axe papillon	1	314482-6139A
C-1- 9	5127-506-101-AX	•VALVE, THROTTLE/#130 Papillon	1	312750-6101A
C-1-10	5143-106-137-AX	•SCREW Vis	1	314310-6137A
C-1-11	5136-616-132-00	•JET, MAIN/#70 Gicleur principal	1	313661-6132-00
C-1-12	5145-956-122-AX	•NEEDLE VALVE Ensemble pointeau	1	314595-6122A
C-1-13	5145-956-134-AX	•CLIP Clip	1	314595-6134A
C-1-14	5145-906-129-AX	•NOZZLE, MAIN/#10A Gicleur	1	314590-6129A
C-1-15	5145-956-126-AX	•FLOAT Flotteur	1	314595-6126A
C-1-16	5144-996-127-AX	•PIN, FLOAT Axe	1	314499-6127A
C-1-17	5145-986-128-AX	•GASKET Joint	1	314598-6128A
C-1-18	5160-202-076-XX	•FLOAT CHAMBER ASSY Cuve	1	16020-2076
C-1-19	5154-706-133-AX	••SCREW, DRAIN Bouchon de vidange	1	315470-6133A
C-1-20	5131-226-116-00	••SPRING Ressort	1	313122-6116-00
C-1-21	5145-966-143-AX	•BOLT Vis	1	314596-6143A
C-1-22	5144-996-159-AX	•GASKET Joint	1	314499-6159A

Fig. R-1 RECOIL STARTER
Lanceur



Ref. No. Réf. No.	Part No. Pièces No.	Description Désignation	Q'ty Quant.	Remarks Remarques
	5490-882-305-ZM	RECOIL STARTER ASSY Ensemble lanceur	1	49088-2305-ZM
R-1- 1	5156-013-443-AX	•NUT Erou	1	315601-3443A
R-1- 2	5156-013-449-AX	•COVER, RETAINER Disque d'encliquetage	1	315601-3449A
R-1- 3	5391-082-056-XX	•GUIDE, PAWL Guide, cliquet	1	39108-2056
R-1- 4	5921-442-022-XX	•SPRING Ressort	1	92144-2022
R-1- 5	5131-652-067-XX	•PAWL, RECOIL Cliquet	1	13165-2067
R-1- 6	5146-013-473-AX	•PIN, PAWL Axe, cliquet	1	314601-3473A
R-1- 7	5591-012-072-XX	•REEL, RECOIL Bobine de renvidage	1	59101-2072
R-1- 8	5156-013-452-AX	•SPRING, RECOIL Ressort spirale	1	315601-3452A
R-1- 9	5156-013-458-AX	•WASHER Rondelle	1	315601-3458A
R-1-10	5156-013-442-AX	•WASHER, THRUST Rondelle	1	315601-3442A
R-1-11	5591-062-090-XX	•ROPE/5x2400 Cordon	1	59106-2090
R-1-12	5136-013-454-BX	•HANDLE, RECOIL STARTER Poignée	1	313601-3454B
R-1-13	5153-533-455-00	•DAMPER Caoutchouc	1	315353-3455-00
R-1-14	5320-992-130-ZM	•CASE, RECOIL Boîtier, ensemble	1	32099-2130-ZM

ENGINE

Moteur

FG150G-AB05(FG150G-5X)

for A400F-E40

pour

CONTENTS

ENGINE Moteur

for A400F-E40
Pour

Fig. E-1	FG150G-AB05 (FG150G-5X).....	1
Fig. A-1	AIR FILTER..... Filtre a air	6
Fig. C-1	CARBURETOR..... Carbureteur	7
Fig. T-1	TAP..... Robinet	9
Fig. R-1	RECOIL STARTER..... Lanceur	10

NOTE)

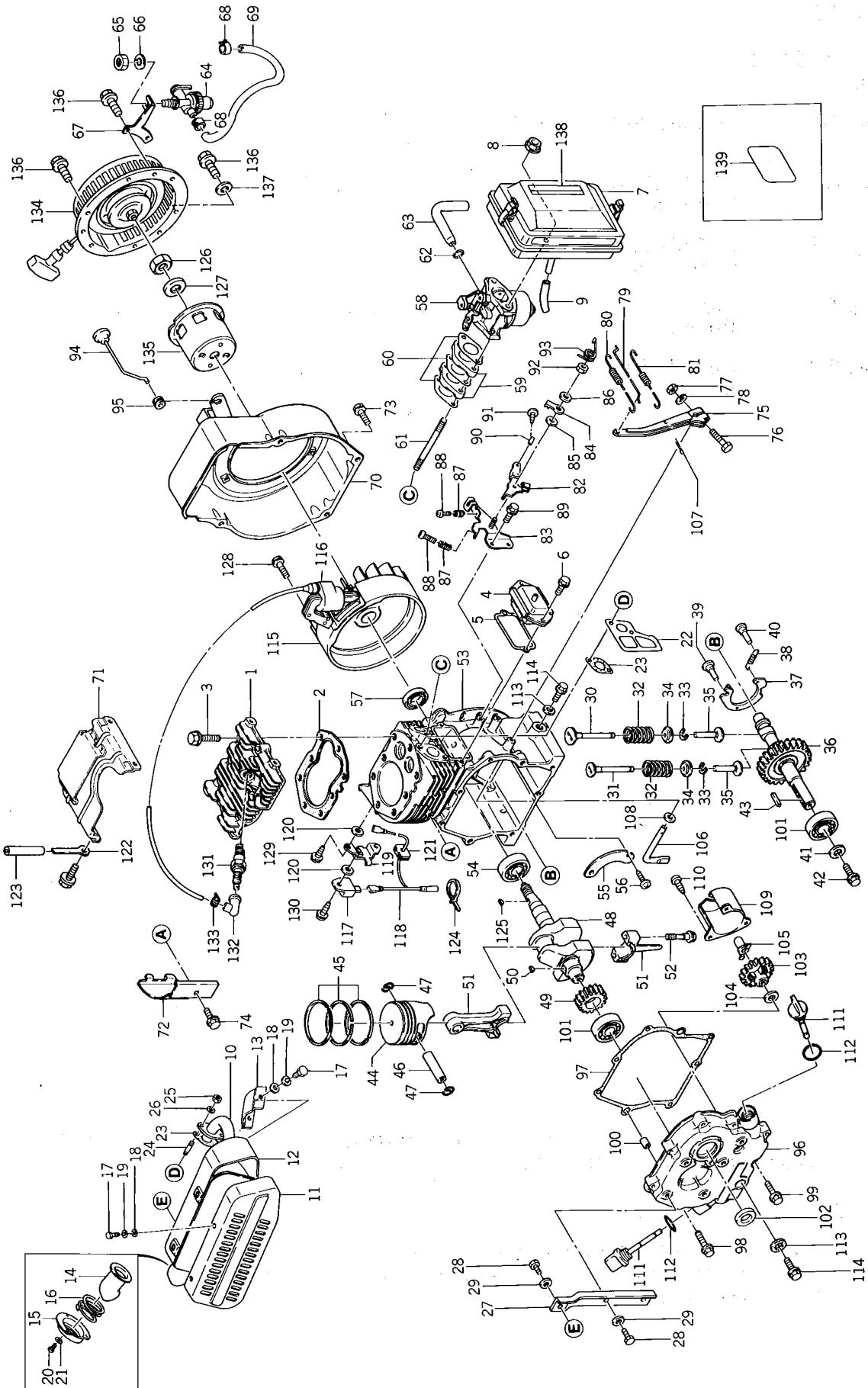
** Marked parts in the column remarks, are not always in stock, requiring considerable time for their delivery.*

NOTA)

** Les pièces marquées dans la colonne des remarques, ne sont pas toujours disponibles en stock, et demandent beaucoup de temps avant de pouvoir être livrées.*

Fig. E-1

FG150G-AB05 (FG150G-5X)



FG150G-AB05 (FG150G-5X)

Ref. No. Réf. No.	Part No. Pièces No.	Description Désignation	Q'ty Quant.	Remarks Remarques	
1	5146-011-111-AX	HEAD, CYL. Culasse	1	314601-1111A	
2	5110-042-089-XX	GASKET, HEAD Joint	1	11004-2089	
3	5130-G08-35X-XX	BOLT/M8x35 Vis	8	130G0835	
4	5146-011-231-AX	COVER, INSPECTION Porte de vis ite	1	314601-1231A	
5	5136-501-232-00	GASKET Joint	1	313650-1232-00	
6	5130-B06-12X-XX	BOLT/M6x12 Vis	2	130B0612	
7	5110-102-325-XX	AIR FILTER ASSY Filtre a air	1	11010-2325	See Fig. A-1 Voir Fig. A-1
8	5920-151-193-XX	NUT Erou	2	92015-1193	
9	5702-A07-100-0X	TUBE, RUBBER/ø=80mm Tuyau	1	702A071000	
10	5490-696-020-XX	MUFFLER ASSY Silencieux	1	49069-6020	
11	5491-062-334-9X	•COVER, MUFFLER Protecteur	1	49106-2334-9X	
12	5491-062-335-9X	•COVER, MUFFLER Protecteur	1	49106-2335-9X	
13	5491-072-094-9X	•COVER, EXH. PIPE Protecteur, conduit d'echappement	1	49107-2094-9X	
14	5158-221-449-AX	•PIPE, TAIL Tube d'echappement	1	315822-1449A	
15	5131-692-446-9X	•PLATE Flasque	1	13169-2446-9X	
16	5144-061-455-AX	•SPRING Ressort	1	314406-1455A	
17	5110-R06-10X-XX	•BOLT Vis	6	110R0610	
18	5411-B06-00X-XX	•WASHER Rondelle	6	411B0600	
19	5461-F06-00A-XX	•WASHER, SPRING Rondelle frein	6	461F0600A	
20	5144-053-092-AX	•SCREW Vis	3	314405-3092A	
21	5410-B04-00X-XX	•WASHER Rondelle	3	410B0400	
22	5131-692-445-XX	PLATE Plaque	1	13169-2445	
23	5136-501-442-00	GASKET Joint	2	313650-1442-00	
24	5172-G06-18X-XX	STUD Goujon	2	172G0618	
25	5130-R06-00X-XX	NUT/M6 Erou	2	311R0600	
26	5461-F06-00A-XX	WASHER, SP Rondelle frein	2	461F0600A	
27	5350-112-113-XX	STAY, MUFFLER Tirant	1	35011-2113	
28	5183-B08-16X-XX	BOLT/M8x16 Vis	3	183B0816	
29	5411-B08-00X-XX	WASHER Rondelle	3	411B0800	
30	5136-502-111-BX	VALVE, INLET Soupape d'admission	1	313650-2111B	
31	5136-502-112-CX	VALVE, EXH. Soupape d'echappemen	1	313650-2112C	
32	5154-702-113-AX	SPRING, VALVE Ressort	2	315470-2113A	
33	5136-502-115-00	COLLET Arret de soupape	2	313650-2115-00	
34	5136-502-116-00	SEAT, SPRING Coupelle	2	313650-2116-00	
35	5120-322-062-XX	TAPPET Poussoir	2	12032-2062	
36	5491-186-016-XX	CAM GEAR Arbre a cames	1	49118-6016	
37	5211-182-060-XX	•DECOMPRESSOR Decompresseur	1	21118-2060	
38	5920-812-338-XX	•SPRING Ressort	1	92081-2338	
39	5920-432-105-XX	•PIN Axe	2	92043-2105	

FG150G-AB05 (FG150G-5X)

Ref. No. Réf. No.	Part No. Pièces No.	Description Désignation	Q'ty Quant.	Remarks Remarques	
40	5920-432-122-XX	•PIN Axe	1	92043-2122	
41	5132-522-383-00	WASHER Rondelle	1	313252-2383-00	
42	5183-B08-25X-XX	BOLT/M8x25 Vis	1	183B0825	
43	5511-A05-25X-XX	KEY Clavette	1	511A0525	
44	5146-013-111-AX	PISTON Piston	1	314601-3111A	
45	5146-013-010-AX	PISTON RING SET Segmentation	1	314601-3010A	
46	5144-013-121-AX	PIN, PISTON Axe de piston	1	314401-3121A	
47	5136-503-122-00	RING, SNAP Collet d'axe	2	313650-3122-00	
48	5491-196-010-XX	CRANK SHAFT ASSY Vilebrequin	1	49119-6010	
49	5146-013-217-AX	•GEAR, CRANK Engrenage	1	314601-3217A	
50	5136-502-371-00	•KEY Clavette	1	313650-2371-00	
51	5146-013-240-AX	CONN. ROD ASSY Bielle	1	314601-3240A	
52	5156-013-245-AX	•BOLT, CONN. ROD Vis	2	315601-3245A	
53	5146-014-110-AX	CRANK CASE COMP Ensemble carter	1	314601-4110A	
54	5601-A62-04X-XX	BEARING, RB/6204 Roulement	1	601A6204	
55	5146-014-175-AX	PLATE Plaque	1	314601-4175A	
56	5158-016-732-AX	SCREW Vis	2	315801-6732A	
57	5136-504-231-00	SEAL, OIL Joint SPI	1	313650-4231-00	
58	5150-012-565-XX	CARBURETOR ASSY Ensemble carburateur	1	15001-2565	See Fig. C-1 Voir Fig. C-1
59	5156-016-181-AX	INSULATOR Ecran thermique	2	315601-6181A	
60	5156-016-184-AX	GASKET Joint	3	315601-6184A	
61	5172-G06-87X-XX	STUD Goujon	2	172G0687	
62	5114-096-812-00	CLIP Clip	1	311409-6812-00	
63	5920-592-190-XX	TUBE Tuyau	1	92059-2190	
64	5510-232-097-XX	TAP ASSY Ensemble robinet	1	51023-2097	See Fig. T-1 Voir Fig. T-1
65	5136-506-527-00	NUT Ecrou	1	313650-6527-00	
66	5463-H10-00X-XX	WASHER, TOOTHED Rondelle	1	463H1000	
67	5491-052-084-ZM	BRACKET Support	1	49105-2084-ZM	
68	5136-796-812-00	CLIP Clip	2	313679-6812-00	
69	5702-A04-100-0X	TUBE, RUBBER/ø=190mm Tuyau	1	702A041000	
70	5590-662-321-ZM	HOUSING, FAN Capot de ventilation	1	59066-2321-ZM	
71	5490-892-207-XX	SHROUD Capot	1	49089-2207	
72	5146-011-632-AX	COVER, CYL. Capot	1	314601-1632A	
73	5130-B06-08X-XX	BOLT/M6x8 Vis	4	130B0608	
74	5130-B06-12X-XX	BOLT/M6x12 Vis	5	130B0612	
75	5146-015-211-AX	GOVERNOR ARM Lever	1	314601-5211A	
76	5920-022-269-XX	BOLT Vis	1	92002-2269	
77	5311-B06-00X-XX	NUT/M6 Ecrou	1	311B0600	
78	5411-B06-00X-XX	WASHER Rondelle	1	411B0600	

FG150G-AB05 (FG150G-5X)

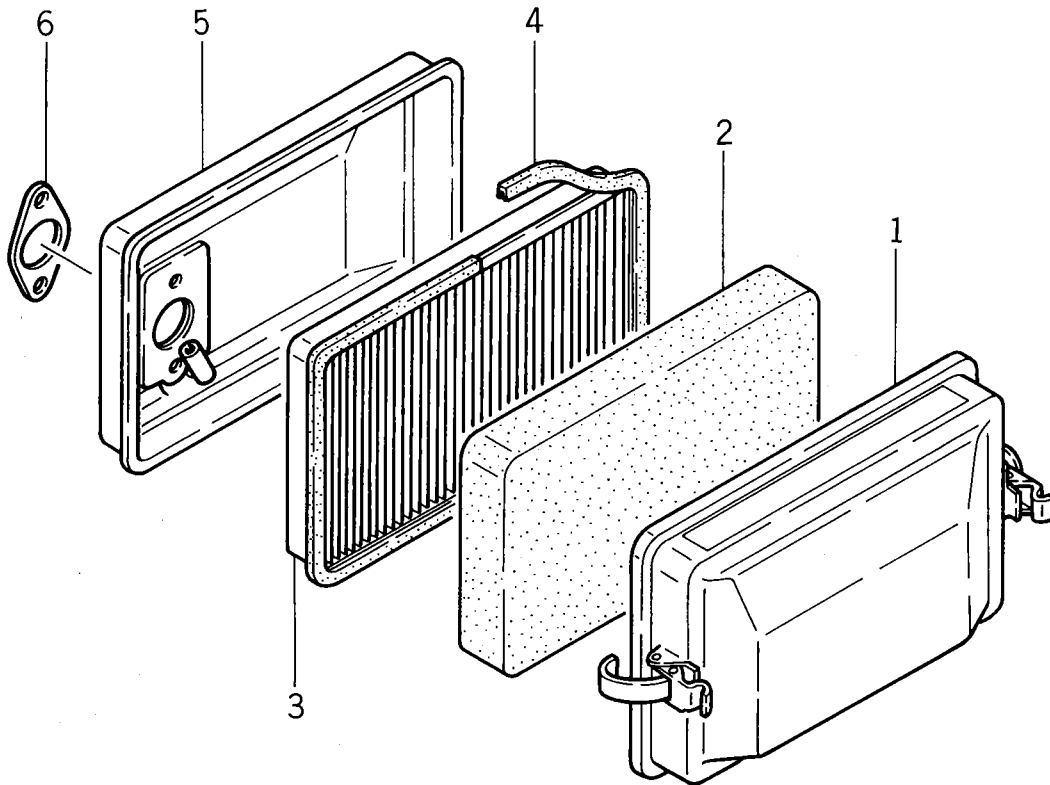
Ref. No. Réf. No.	Part No. Pièces No.	Description Désignation	Q'ty Quant.	Remarks Remarques
79	5490-462-091-XX	LINK, GOVERNOR Tige	1	49046-2091
80	5136-505-232-00	SPRING, LINK Ressort	1	313650-5232-00
81	5146-015-314-AX	SPRING, GOVERNOR Ressort	1	314601-5314A
82	5156-215-311-AX	LEVER, CONTROL Lever	1	315621-5311A
83	5156-215-335-BX	BRACKET Support	1	315621-5335B
84	5156-015-389-AX	PLATE Plaque	1	315601-5389A
85	5144-015-383-AX	WASHER Rondelle	1	314401-5383A
86	5144-015-388-AX	SPRING Ressort	1	314401-5388A
87	5158-015-321-AX	SPRING Ressort	2	315801-5321A
88	5214-B05-18X-XX	SCREW/M5x18 Vis	2	214B0518
89	5130-B06-12X-XX	BOLT/M6x12 Vis	2	130B0612
90	5144-965-312-AX	NUT Ecrou	1	314496-5312A
91	5214-B04-08X-XX	SCREW/M4x8 Vis	1	214B0408
92	5144-015-385-AX	NUT Ecrou	1	314401-5385A
93	5156-015-317-AX	SPRING, RETURN Ressort de rappel	1	315601-5317A
94	5161-692-079-XX	LINK, CHOKE Timonerie	1	16169-2079
95	5171-965-515-00	GROMMET Bague de passage	1	317196-5515-00
96	5490-156-011-XX	CRANK CASE COVER COMP Carter	1	49015-6011
97	5146-014-124-AX	GASKET Joint	1	314601-4124A
98	5130-G06-40X-XX	BOLT/M6x40 Vis	2	130G0640
99	5130-G06-30X-XX	BOLT/M6x30 Vis	6	130G0630
100	5136-404-181-AX	PIN, DOWEL Pion	2	313640-4181A
101	5601-A62-04X-XX	BEARING, RB/6204 Roulement radial	2	601A6204
102	5136-504-231-00	SEAL, OIL Joint SPI	1	313650-4231-00
103	5158-015-110-AX	GOVERNOR ASSY Ensemble regulateur	1	315801-5110A
104	5144-015-135-AX	WASHER Rondelle	1	314401-5135A
105	5144-015-121-BX	SLEEVE, GOVERNOR Bague de regulateur	1	314401-5121B
106	5155-015-122-CX	TIP, GOVERNOR Fourchette	1	315501-5122C
107	5554-A06-00X-XX	PIN, SNAP Goupille a ressort	1	554A0600
108	5410-B06-00X-XX	WASHER Rondelle	1	410B0600
109	5156-015-147-EX	COVER Capot	1	315601-5147E
110	5144-053-092-AX	SCREW Vis	3	314405-3092A
111	5161-152-068-XX	GAUGE, OIL Jauge	2	16115-2068
112	5920-552-064-XX	O-RING Joint torique	2	92055-2064
113	5110-092-432-XX	GASKET Joint	3	11009-2432
114	5130-D10-14X-XX	BOLT/M10x14 Vis	3	130D1014
115	5211-942-157-XX	FLYWHEEL Volant	1	21194-2157
116	5146-018-103-AX	COIL, IGNITION Bobine d'allumage	1	314601-8103A
117	5211-192-101-XX	IGNITER Bougie d'allumage	1	21119-2101

FG150G-AB05 (FG150G-5X)

Ref. No. Réf. No.	Part No. Pièces No.	Description Désignation	Q'ty Quant.	Remarks Remarques	
118	5260-112-079-XX	WIRE, LEAD Fil	1	26011-2079	
119	5146-018-137-AX	BRACKET Support	1	314601-8137A	
120	5158-016-625-AX	WASHER Rondelle	3	315801-6625A	
121	5146-018-164-AX	GROMMET Passe-fil	1	314601-8164A	
122	5136-468-161-00	CLAMP Attache	1	313646-8161-00	
123	5136-428-167-00	TUBE Tuyau	1	313642-8167-00	
124	5166-918-577-AX	BAND Bande	1	316691-8577A	
125	5136-502-371-00	KEY Clavette	1	313650-2371-00	
126	5314-G14-00X-XX	NUT/M14 Ecrou	1	314G1400	
127	5144-013-482-AX	WASHER Rondelle	1	314401-3482A	
128	5131-B05-20X-XX	BOLT/M5x20 Vis	2	131B0520	
129	5156-016-732-AX	SCREW Vis	2	315601-6732A	
130	5242-B04-10A-XX	SCREW/M4x10 Vis	1	242B0410A	
131	5131-228-410-00	PLUG, SPARK/NGK B4H Bougie	1	313122-8410-00	
132	5172-708-418-BX	CAP, PLUG Capuchon	1	317270-8418B	
133	5172-708-419-AX	SPRING Ressort	1	317270-8419A	
134	5490-882-301-ZM	RECOIL STARTER ASSY Ensemble lanceur	1	49088-2301-ZM	See Fig. R-1 Voir Fig. R-1
135	5490-802-126-XX	PULLEY Bol	1	49080-2126	
136	5130-B06-10X-XX	BOLT/M6x10 Vis	4	130B0610	
137	5411-B06-00X-XX	WASHER Rondelle	2	411B0600	
138	5560-312-284-XX	LABEL Etiquette	1	56031-2284 *	
139	5145-V50-851-AX	LABEL Etiquette	1	3145V5-0851A *	
	ACCESSORY Accessoir				
	5119-200-900-AX	TOOL ASSY Outillage complet	1	311920-0900A *	
	5144-900-931-AX	• SOCKET, WRENCH/19x21 Cle a pipe	1	314490-0931A *	
	5119-200-951-AX	• DRIVER Tournevis	1	311920-0951A *	

Fig. A-1

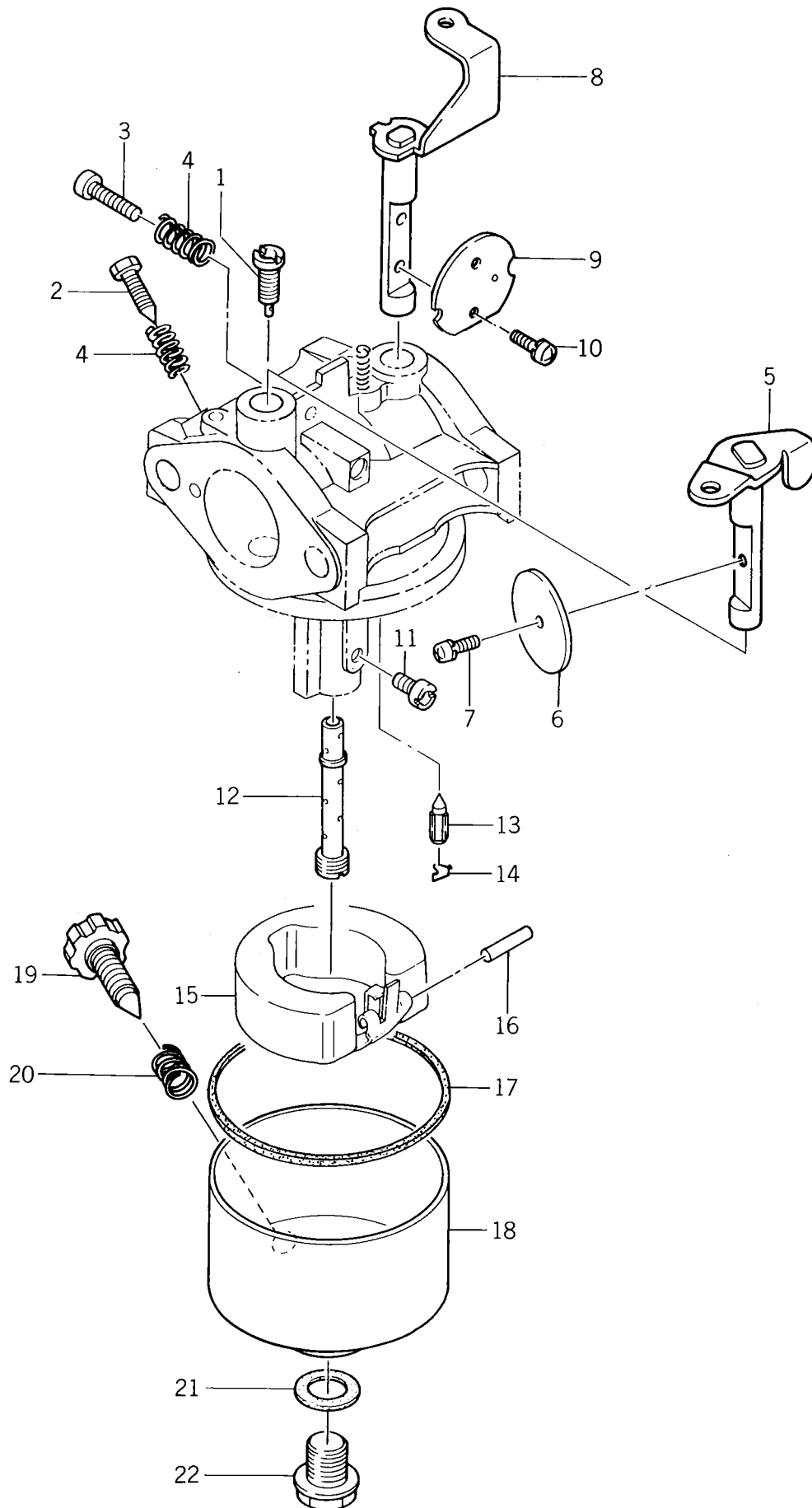
AIR FILTER
Filtre a air



Ref. No. Réf. No.	Part No. Pièces No.	Description Désignation	Q'ty Quant.	Remarks Remarques
	5110-102-325-XX	AIR FILTER ASSY Filtre a air	1	11010-2325
A-1- 1	5110-122-221-XX	•COVER, AIR FILTER Capot	1	11012-2221
A-1- 2	5155-041-313-AX	•ELEMENT Element	1	315504-1313A
A-1- 3	5490-642-064-XX	•ELEMENT Element	1	49064-2064
A-1- 4	5155-041-323-AX	••GASKET Joint	1	315504-1323A
A-1- 5	5320-992-103-XX	•CASE, AIR FILTER Botier	1	32099-2103
A-1- 6	5110-092-468-XX	••GASKET Joint	1	11009-2468

Fig. C-1

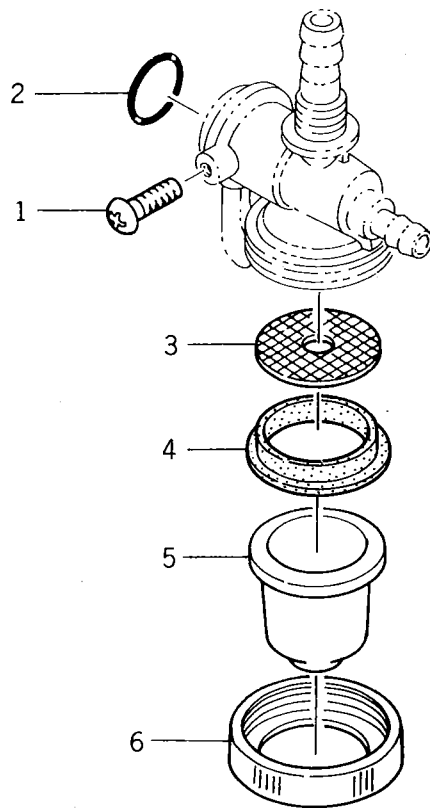
CARBURETOR
Carbureteur



Ref. No. Réf. No.	Part No. Pièces No.	Description Désignation	Q'ty Quant.	Remarks Remarques
	5150-012-565-XX	CARBURETOR ASSY Ensemble carburateur	1	15001-2565
C-1- 1	5155-996-112-AX	•JET, PILOT/#37.5 Vis de melange	1	315599-6112A
C-1- 2	5164-706-114-00	•SCREW, PILOT Vis de ralenti	1	316470-6114-00
C-1- 3	5214-B04-12A-XX	•SCREW/M4x12 Vis	1	214B0412A
C-1- 4	5127-506-116-00	•SPRING Ressort	2	312750-6116-00
C-1- 5	5146-216-139-AX	•SHAFT, THROTTLE Axe papillon	1	314621-6139A
C-1- 6	5146-216-101-AX	•VALVE, THROTTLE/#180 Papillon	1	314621-6101A
C-1- 7	5143-106-137-AX	•SCREW Vis	1	314310-6137A
C-1- 8	5160-412-143-XX	•SHAFT, CHOKE Axe volet d'air	1	16041-2143
C-1- 9	5161-262-131-XX	•VALVE, CHOKE Volet d'air	1	16126-2131
C-1-10	5145-726-137-AX	•SCREW Vis	2	314572-6137A
C-1-11	5146-216-132-AX	•JET, MAIN/#75 Gicleur principal	1	314621-6132A
C-1-12	5146-216-129-AX	•NOZZLE, MAIN/#6B Gicleur	1	314621-6129A
C-1-13	5145-956-122-AX	•NEEDLE VALVE Ensemble pointeau	1	314595-6122A
C-1-14	5156-016-134-AX	•CLIP Clip	1	315601-6134A
C-1-15	5145-956-126-AX	•FLOAT Flotteur	1	314595-6126A
C-1-16	5144-996-127-AX	•PIN, FLOAT Axe	1	314499-6127A
C-1-17	5145-986-128-AX	•GASKET Joint	1	314598-6128A
C-1-18	5160-202-080-XX	•FLOAT CHAMBER ASSY Cuve	1	16020-2080
C-1-19	5158-226-133-AX	••SCREW, DRAIN Bouchon de vidange	1	315822-6133A
C-1-20	5131-226-116-00	••SPRING Ressort	1	313122-6116-00
C-1-21	5144-996-159-AX	•GASKET Joint	1	314499-6159A
C-1-22	5145-966-143-AX	•BOLT Vis	1	314596-6143A

Fig. T-1

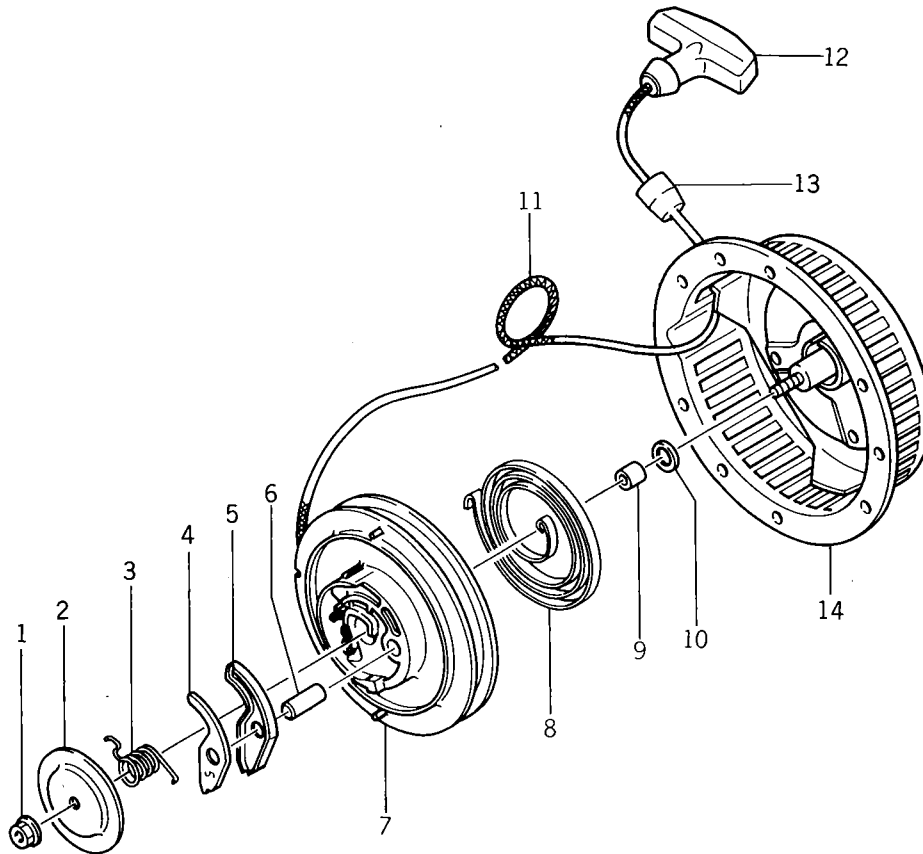
TAP
Robinet



Ref. No. Réf. No.	Part No. Pièces No.	Description Désignation	Q'ty Quant.	Remarks Remarques
	5510-232-097-XX	TAP ASSY Ensemble robinet	1	51023-2097
T-1- 1	5136-506-517-00	•SCREW Vis	1	313650-6517-00
T-1- 2	5136-506-512-00	•O-RING Joint torique	1	313650-6512-00
T-1- 3	5136-506-519-00	•STRAINER, FILTER Filtre	1	313650-6519-00
T-1- 4	5136-506-518-02	•GASKET Joint	1	313650-6518-02
T-1- 5	5510-362-063-XX	•CUP, FUEL TAP Cuve	1	51036-2063
T-1- 6	5136-506-522-00	•NUT, RING Bague fileté	1	313650-6522-00

Fig. R-1

RECOIL STARTER
Lanceur



Ref. No. Réf. No.	Part No. Pièces No.	Description Désignation	Q'ty Quant.	Remarks Remarques
	5490-882-301-ZM	RECOIL STARTER ASSY Ensemble lanceur	1	49088-2301-ZM
R-1- 1	5156-013-443-AX	•NUT Erou	1	315601-3443A
R-1- 2	5156-013-449-AX	•COVER, RETAINER Disque d'encliquetage	1	315601-3449A
R-1- 3	5156-013-446-AX	•SPRING Ressort	1	315601-3446A
R-1- 4	5156-013-445-AX	•PAWL, RECOIL Cliquet	1	315601-3445A
R-1- 5	5156-013-463-AX	•PAWL, RECOIL Cliquet	1	315601-3463A
R-1- 6	5146-013-473-AX	•PIN, PAWL Axe, cliquet	1	314601-3473A
R-1- 7	5146-013-441-AX	•REEL, RECOIL Bobine de renvidage	1	314601-3441A
R-1- 8	5156-013-452-AX	•SPRING, RECOIL Ressort spirale	1	315601-3452A
R-1- 9	5156-013-458-AX	•WASHER Rondelle	1	315601-3458A
R-1-10	5156-013-442-AX	•WASHER, THRUST Rondelle	1	315601-3442A
R-1-11	5591-062-090-XX	•ROPE/5x2400 Cordon	1	59106-2090
R-1-12	5136-503-454-BX	•HANDLE, RECOIL STARTER Poignée	1	313650-3454B
R-1-13	5153-533-455-00	•DAMPER Caoutchoul	1	315353-3455-00
R-1-14	5320-992-126-ZM	•CASE, RECOIL Boitier, ensemble	1	32099-2126-ZM

(

(

ENGINE
Moteur

FG150G-AB06(FG150G-6X)
for A400F-E20
pour

CONTENTS

ENGINE Moteur

for A400F-E20
Pour

Fig. E-1	FG150G-AB06 (FG150G-6X)	1
Fig. A-1	AIR FILTER	6
	Filtre a air	
Fig. C-1	CARBURETOR	7
	Carburateur	
Fig. R-1	RECOIL STARTER	9
	Lanceur	
Fig. T-1	TAP	10
	Robinet	

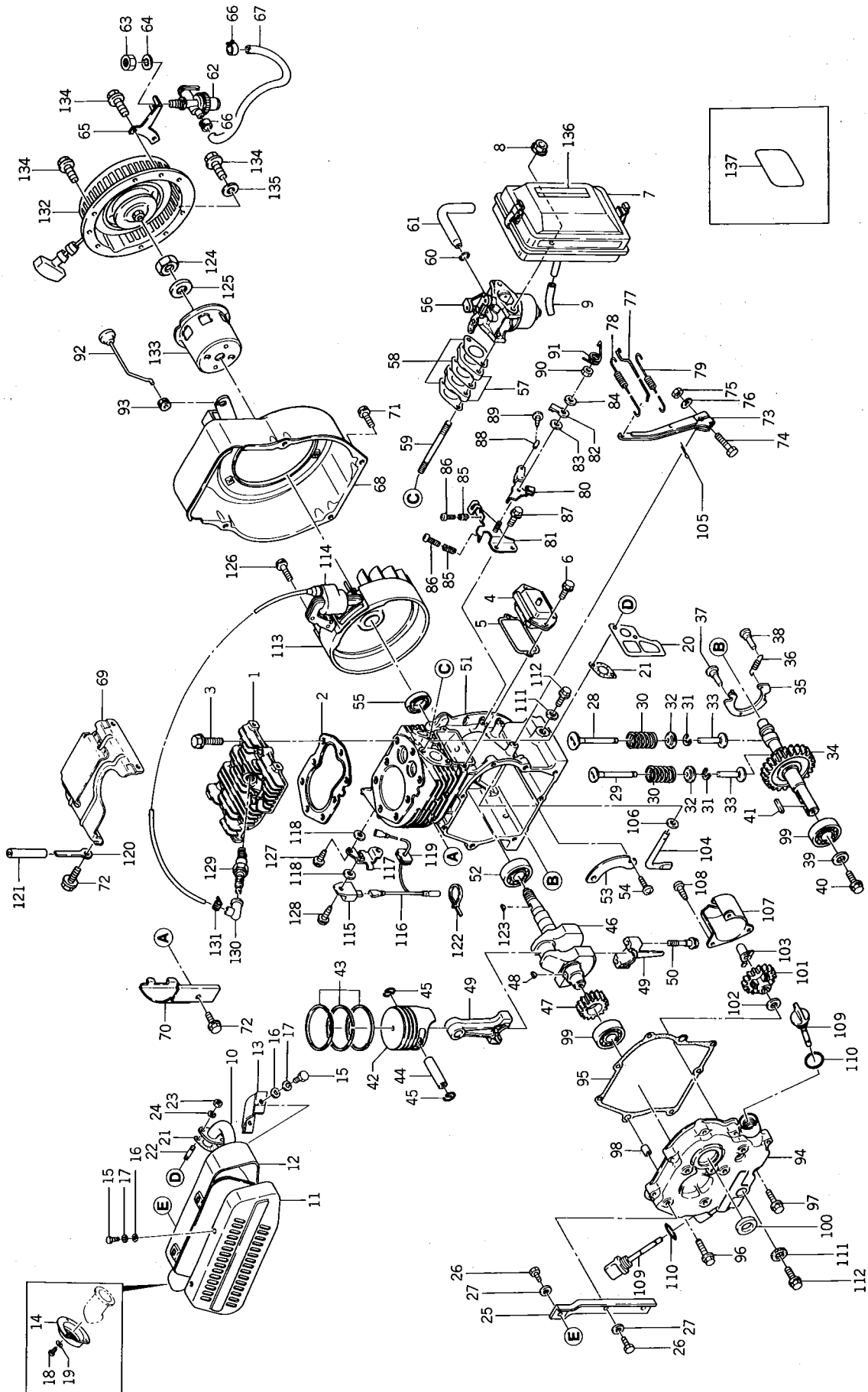
NOTE)

** Marked parts in the column remarks, are not always in stock, requiring considerable time for their delivery.*

NOTA)

** Les pièces marquées dans la colonne des remarques, ne sont pas toujours disponibles en stock, et demandent beaucoup de temps avant de pouvoir être livrées.*

Fig. E-1 FG150G-AB06 (FG150G-6X)



FG150G-AB06 (FG150G-6X)

Ref. No. Réf. No.	Part No. Pièces No.	Description Désignation	Q'ty Quant.	Remarks Remarques	
1	5146-011-111-AX	HEAD, CYL. Culasse	1	314601-1111A	
2	5110-042-089-XX	GASKET, HEAD Joint	1	11004-2089	
3	5130-G08-35X-XX	BOLT/M8x35 Vis	8	130G0835	
4	5146-011-231-AX	COVER, INSPECTION Porte de visite	1	314601-1231A	
5	5136-501-232-00	GASKET Joint	1	313650-1232-00	
6	5130-B06-12X-XX	BOLT/M6x12 Vis	2	130B0612	
7	5110-102-325-XX	AIR FILTER ASSY Filtre a air	1	11010-2325	See Fig. A-1 Voir Fig. A-1
8	5920-151-193-XX	NUT Ecrou	2	92015-1193	
9	5702-A07-100-0X	TUBE, RUBBER/ø=80mm Tuyau	1	702A071000	
10	5490-696-047-XX	MUFFLER ASSY Silencieux	1	49069-6047	
11	5491-062-334-9X	•COVER, MUFFLER Protecteur	1	49106-2334-9X	
12	5491-062-335-9X	•COVER, MUFFLER Protecteur	1	49106-2335-9X	
13	5491-072-094-9X	•COVER, EXH. PIPE Protecteur, conduit d'echappement	1	49107-2094-9X	
14	5131-692-446-9X	•PLATE Flasque	1	13169-2446-9X	
15	5110-R06-10X-XX	•BOLT/M6x10 Vis	6	110R0610	
16	5411-B06-00X-XX	•WASHER, PL/M6 Rondelle	6	411B0600	
17	5461-F06-00A-XX	•WASHER, SP/M6 Rondelle frein	6	461F0600A	
18	5144-053-092-AX	•SCREW Vis	3	314405-3092A	
19	5410-B04-00X-XX	•WASHER, PL/M4 Rondelle	3	410B0400	
20	5131-692-445-XX	PLATE Plaque	1	13169-2445	
21	5136-501-442-00	GASKET Joint	2	313650-1442-00	
22	5171-G06-18X-XX	STUD Goujon	2	171G0618	
23	5311-R06-00X-XX	NUT/M6 Ecrou	2	311R0600	
24	5461-F06-00A-XX	WASHER, SP/M6 Rondelle frein	2	461F0600A	
25	5350-112-113-XX	STAY, MUFFLER Tirant	1	35011-2113	
26	5183-B08-16X-XX	BOLT/M8x16 Vis	3	183B0816	
27	5411-B08-00X-XX	WASHER, PL/M8 Rondelle	3	411B0800	
28	5136-502-111-BX	VALVE, INLET Soupape d'admission	1	313650-2111B	
29	5136-502-112-CX	VALVE, EXH. Soupape d'echappement	1	313650-2112C	
30	5154-702-113-AX	SPRING, VALVE Ressort	2	315470-2113A	
31	5136-502-115-00	COLLET Arret de soupape	2	313650-2115-00	
32	5136-502-116-00	SEAT, SPRING Coupelle	2	313650-2116-00	
33	5120-322-062-XX	TAPPET Poussoir	2	12032-2062	
34	5491-186-016-XX	CAM SHAFT COMP Arbre a cames	1	49118-6016	Old Vieux
	5491-186-019-XX	CAM SHAFT COMP Arbre a cames	1	49118-6019	New Nouveau
35	5211-182-060-XX	•DECOMPRESSOR Decompresseur	1	21118-2060	Old Vieux
	5211-182-064-XX	•DECOMPRESSOR Decompresseur	1	21118-2064	New Nouveau
36	5920-812-338-XX	•SPRING Ressort	1	92081-2338	Old Vieux
	5921-442-049-XX	•SPRING Ressort	1	92144-2049	New Nouveau

FG150G-AB06 (FG150G-6X)

Ref. No. Réf. No.	Part No. Pièces No.	Description Désignation	Q'ty Quant.	Remarks Remarques
37	5920-432-105-XX	•PIN Axe	2	92043-2105 Old Vieux
	5920-432-130-XX	•PIN Axe	2	92043-2130 New Nouveau
38	5920-432-122-XX	•PIN Axe	1	92043-2122
39	5132-522-383-00	WASHER Rondelle	1	313252-2383-00
40	5183-B08-25X-XX	BOLT/M8x25 Vis	1	183B0825
41	5511-A05-25X-XX	KEY Clavette	1	511A0525
42	5146-013-111-AX	PISTON Piston	1	314601-3111A
43	5146-013-010-AX	PISTON RING SET Segmentation	1	314601-3010A
44	5130-022-071-XX	PIN, PISTON Axe de piston	1	13002-2071
45	5136-503-122-00	RING, SNAP Collèt d'axe	2	313650-3122-00
46	5491-196-010-XX	CRANK SHAFT ASSY Vilebrequin	1	49119-6010
47	5146-013-217-AX	•GEAR, CRANK Engrenage	1	314601-3217A
48	5920-382-077-XX	•KEY Clavette	1	92038-2077
49	5146-013-240-AX	CONN. ROD ASSY Bielle	1	314601-3240A
50	5156-013-245-AX	•BOLT, CONN. ROD Vis	2	315601-3245A
51	5491-202-121-XX	CRANK CASE COMP Ensemble carter	1	49120-2121
52	5601-A62-04X-XX	BEARING, RB/6204 Roulement	1	601A6204
53	5146-014-175-AX	PLATE Plaque	1	314601-4175A
54	5158-016-732-AX	SCREW Vis	2	315801-6732A
55	5136-504-231-00	SEAL, OIL Joint SPI	1	313650-4231-00
56	5150-012-565-XX	CARBURETOR ASSY Ensemble carburateur	1	15001-2565 See Fig. C-1 Voir Fig. C-1
57	5156-016-181-AX	INSULATOR Ecran thermique	2	315601-6181A
58	5156-016-184-AX	GASKET Joint	3	315601-6184A
59	5172-G06-87X-XX	STUD Goujon	2	172G0687
60	5114-096-812-00	CLIP Clip	1	311409-6812-00
61	5920-592-190-XX	TUBE Tuyau	1	92059-2190
62	5510-232-097-XX	TAP ASSY Ensemble robinet	1	51023-2097 See Fig. T-1 Voir Fig. T-1
63	5136-506-527-00	NUT Ecrou	1	313650-6527-00
64	5463-H10-00X-XX	WASHER, TOOTHED Rondelle	1	463H1000
65	5491-052-084-ZM	BRACKET Support	1	49105-2084-ZM
66	5136-796-812-00	CLIP Clip	2	313679-6812-00
67	5702-A04-100-0X	TUBE, RUBBER/l=190mm Tuyau	1	702A041000
68	5590-662-321-ZM	HOUSING, FAN Capot de ventilation	1	59066-2321-ZM
69	5490-892-207-XX	SHROUD Capot	1	49089-2207
70	5146-011-632-AX	COVER, CYL. Capot	1	314601-1632A
71	5130-B06-08X-XX	BOLT/M6x8 Vis	4	130B0608
72	5130-B06-12X-XX	BOLT/M6x12 Vis	5	130B0612
73	5146-015-211-AX	GOVERNOR ARM Lever	1	314601-5211A
74	5920-022-269-XX	BOLT Vis	1	92002-2269

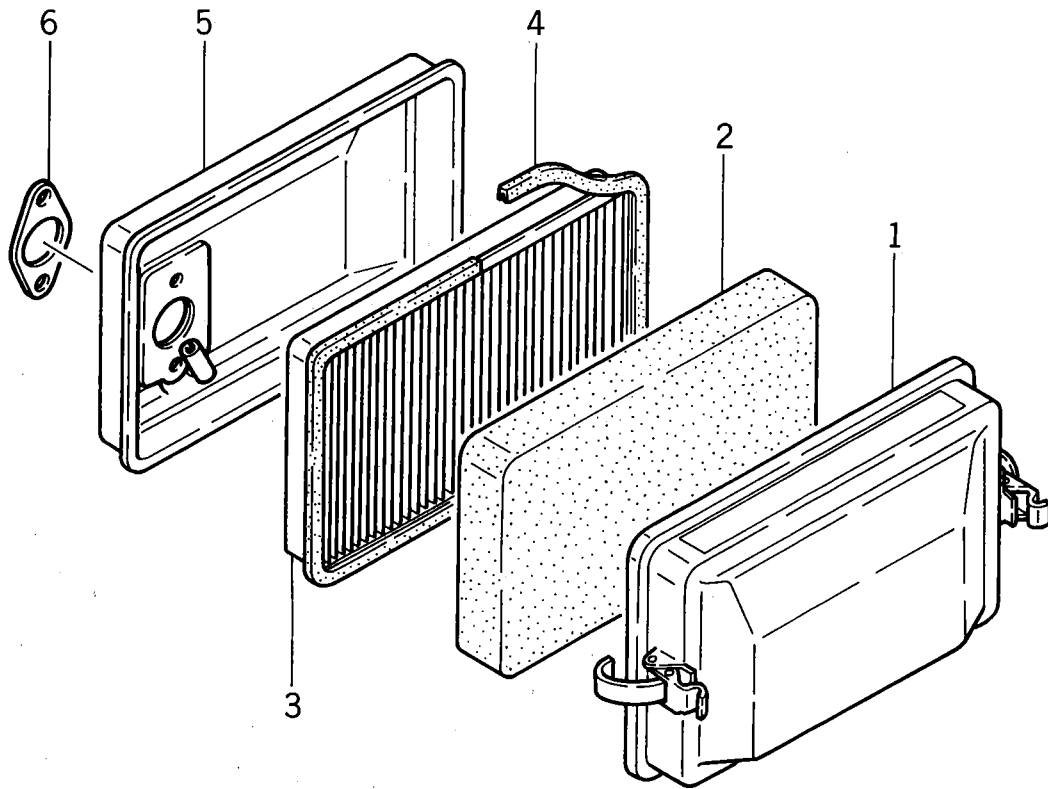
FG150G-AB06 (FG150G-6X)

Ref. No. Réf. No.	Part No. Pièces No.	Description Désignation	Q'ty Quant.	Remarks Remarques
75	5311-B06-00X-XX	NUT/M6 Ecrou	1	311B0600
76	5411-B06-00X-XX	WASHER, PL/M6 Rondelle	1	411B0600
77	5490-462-091-XX	LINK, GOVERNOR Tige	1	49046-2091
78	5136-505-232-00	SPRING, LINK Ressort	1	313650-5232-00
79	5146-015-314-AX	SPRING, GOVERNOR Ressort	1	314601-5314A
80	5156-215-311-AX	LEVER, CONTROL Lever	1	315621-5311A
81	5156-215-335-BX	BRACKET Support	1	315621-5335B
82	5156-015-389-AX	PLATE Plaque	1	315601-5389A
83	5144-015-383-AX	WASHER Rondelle	1	314401-5383A
84	5144-015-388-AX	SPRING Ressort	1	314401-5388A
85	5921-442-004-XX	SPRING Ressort	2	92144-2004
86	5214-B05-18X-XX	SCREW/M5x18 Vis	2	214B0518
87	5130-B06-12X-XX	BOLT/M6x12 Vis	2	130B0612
88	5920-152-120-XX	NUT Ecrou	1	92015-2120
89	5214-B04-08X-XX	SCREW/M4x8 Vis	1	214B0408
90	5144-015-385-AX	NUT Ecrou	1	314401-5385A
91	5156-015-317-AX	SPRING, RETURN Ressort de rappel	1	315601-5317A
92	5161-692-079-XX	LINK, CHOKE Timonerie	1	16169-2079
93	5171-965-515-00	GROMMET Bague de passage	1	317196-5515-00
94	5490-156-011-XX	CRANK CASE COVER COMP Carter	1	49015-6011
95	5146-014-124-AX	GASKET Joint	1	314601-4124A
96	5130-G06-40X-XX	BOLT/M6x40 Vis	2	130G0640
97	5130-G06-30X-XX	BOLT/M6x30 Vis	6	130G0630
98	5136-404-181-AX	PIN, DOWEL Pion	2	313640-4181A
99	5601-A62-04X-XX	BEARING, RB/6204 Roulement radial	2	601A6204
100	5136-504-231-00	SEAL, OIL Joint SPI	1	313650-4231-00
101	5158-015-110-AX	GOVERNOR ASSY Ensemble regulateur	1	315801-5110A
102	5144-015-135-AX	WASHER Rondelle	1	314401-5135A
103	5144-015-121-BX	SLEEVE, GOVERNOR Bague de regulateur	1	314401-5121B
104	5155-015-122-CX	TIP, GOVERNOR Fourchette	1	315501-5122C
105	5554-A06-00X-XX	PIN, SNAP Goupille a ressort	1	554A0600
106	5410-B06-00X-XX	WASHER, PL/M6 Rondelle	1	410B0600
107	5156-015-147-EX	COVER Capot	1	315601-5147E
108	5144-053-092-AX	SCREW Vis	3	314405-3092A
109	5161-152-068-XX	GAUGE, OIL Jauge	2	16115-2068
110	5920-552-064-XX	O-RING Joint torique	2	92055-2064
111	5110-092-432-XX	GASKET Joint	3	11009-2432
112	5130-D10-14X-XX	BOLT/M10x14 Vis	3	130D1014
113	5211-942-157-XX	FLYWHEEL Volant	1	21194-2157

FG150G-AB06 (FG150G-6X)

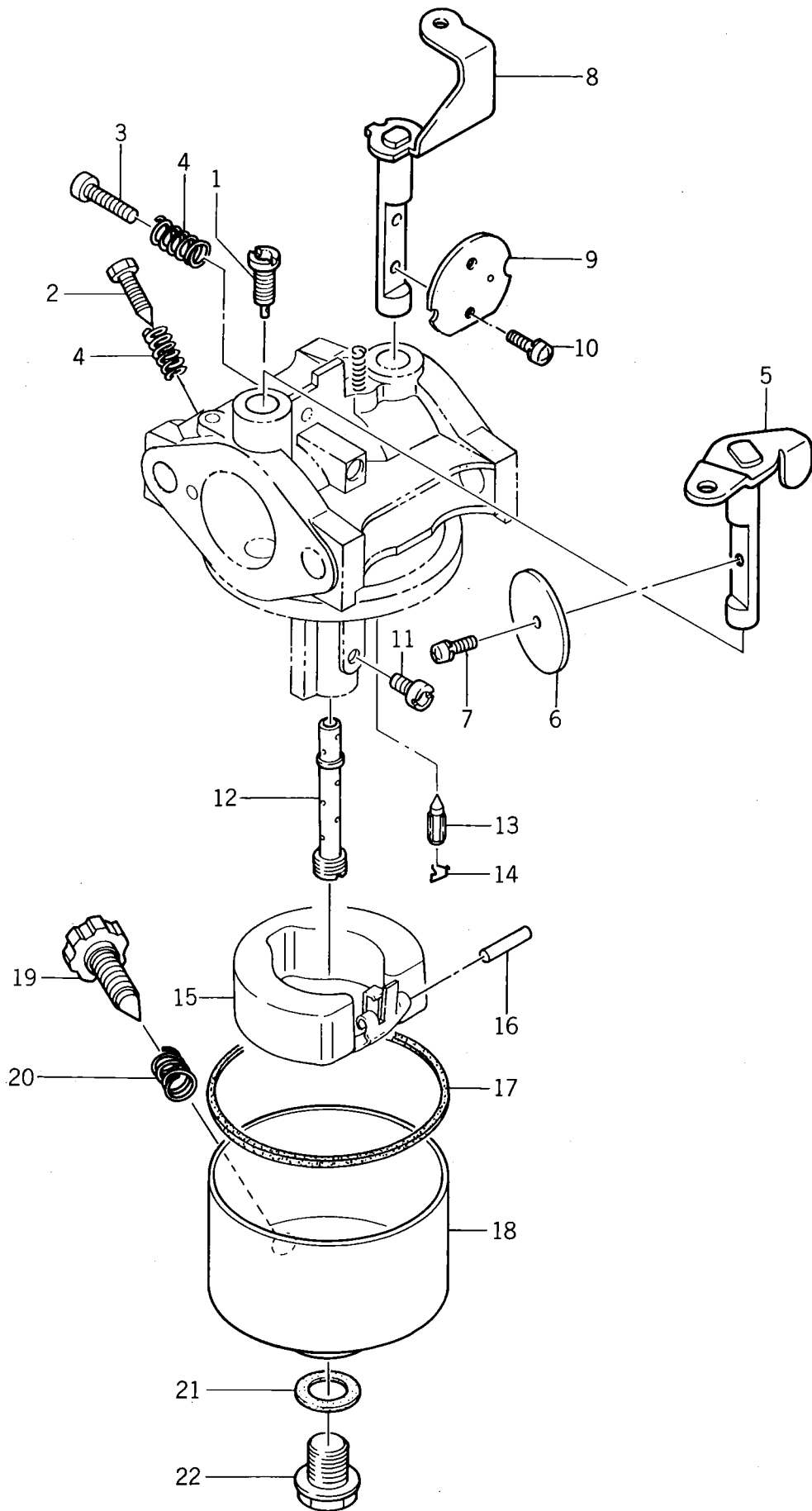
Ref. No. Réf. No.	Part No. Pièces No.	Description Désignation	Q'ty Quant.	Remarks Remarques
114	5146-018-103-AX	COIL, IGNITION Bobine d'allumage	1	314601-8103A
115	5211-192-101-XX	IGNITER Bougie d'allumage	1	21119-2101
116	5260-112-079-XX	WIRE, LEAD Fil	1	26011-2079
117	5146-018-137-AX	BRACKET Support	1	314601-8137A
118	5158-016-625-AX	WASHER Rondelle	3	315801-6625A
119	5146-018-164-AX	GROMMET Passe-fil	1	314601-8164A
120	5136-468-161-00	CLAMP Attache	1	313646-8161-00
121	5136-428-167-00	TUBE Tuyau	1	313642-8167-00
122	5166-918-577-AX	BAND Bande	1	316691-8577A
123	5920-382-077-XX	KEY Clavette	1	92038-2077
124	5920-152-157-XX	NUT Ecrou	1	92015-2157
125	5144-013-482-AX	WASHER Rondelle	1	314401-3482A
126	5131-B05-20X-XX	BOLT/M5x20 Vis	2	131B0520
127	5156-016-732-AX	SCREW Vis	2	315601-6732A
128	5242-B04-10A-XX	SCREW/M4x10 Vis	1	242B0410A
129	5131-228-410-00	PLUG, SPARK/NGK B4H Bougie	1	313122-8410-00
130	5172-708-418-BX	CAP, PLUG Capuchon	1	317270-8418B
131	5172-708-419-AX	SPRING Ressort	1	317270-8419A
132	5490-882-301-ZM	RECOIL STARTER ASSY Ensemble lanceur	1	49088-2301-ZM See Fig. R-1 Voir Fig. R-1
133	5490-802-126-XX	PULLEY Bol	1	49080-2126
134	5130-B06-10X-XX	BOLT/M6x10 Vis	4	130B0610
135	5411-B06-00X-XX	WASHER, PL/M6 Rondelle	2	411B0600
136	5560-312-290-XX	LABEL Etiquette	1	56031-2290 *
137	5560-312-286-XX	LABEL Etiquette	1	56031-2286 *
ACCESSORY Accessoir				
	5119-200-900-AX	TOOL ASSY Outillage complet	1	311920-0900A *
	5144-900-931-AX	•SOCKET, WRENCH/19x21 Cle a pipe	1	314490-0931A *
	5119-200-951-AX	•DRIVER Tournevis	1	311920-0951A *

Fig. A-1 AIR FILTER
Filtre a air



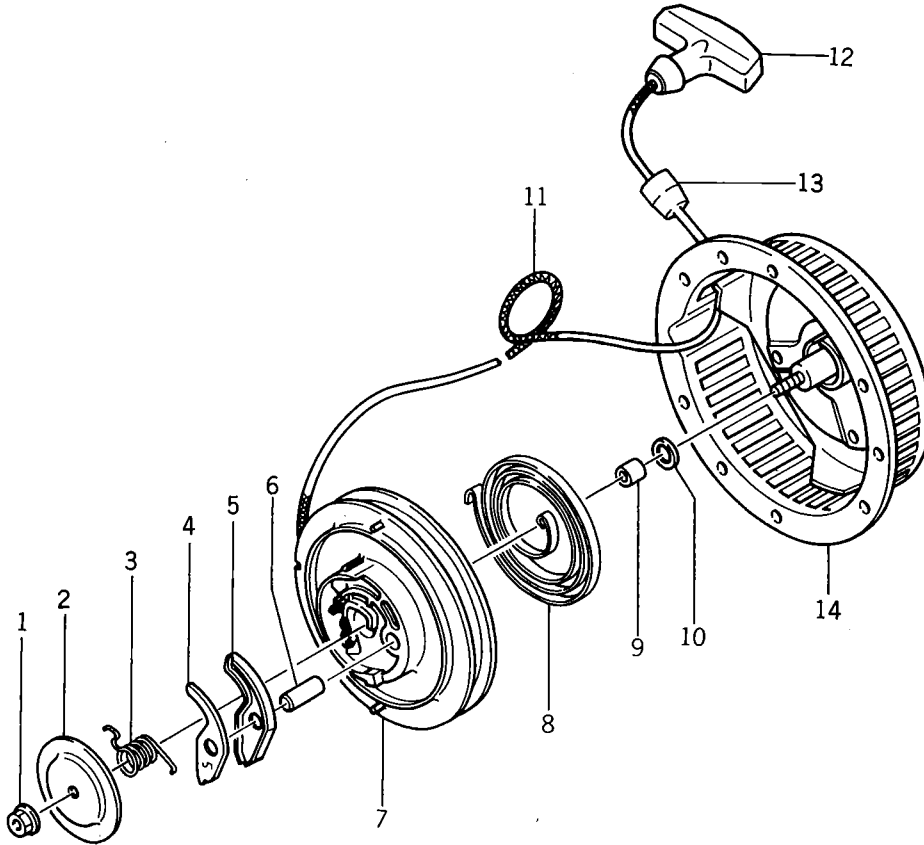
Ref. No. Réf. No.	Part No. Pièces No.	Description Désignation	Q'ty Quant.	Remarks Remarques
	5110-102-325-XX	AIR FILTER ASSY Filtre a air	1	11010-2325
A-1- 1	5110-122-221-XX	•COVER, AIR FILTER Capot	1	11012-2221
A-1- 2	5155-041-313-AX	•ELEMENT Element	1	315504-1313A
A-1- 3	5490-642-064-XX	•ELEMENT Element	1	49064-2064
A-1- 4	5155-041-323-AX	••GASKET Joint	1	315504-1323A
A-1- 5	5320-992-103-XX	•CASE, AIR FILTER Boîtier	1	32099-2103
A-1- 6	5110-092-468-XX	••GASKET Joint	1	11009-2468

Fig. C-1 CARBURETOR
Carburateur



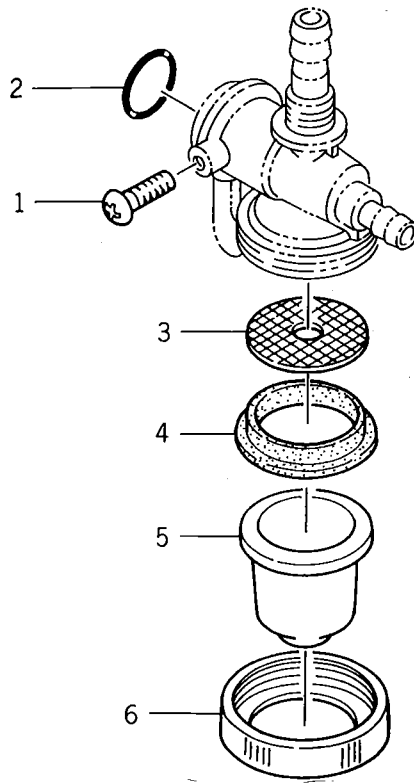
Ref. No. Réf. No.	Part No. Pièces No.	Description Désignation	Q'ty Quant.	Remarks Remarques
	5150-012-565-XX	CARBURETOR ASSY	1	15001-2565
	5150-996-112-XX	Ensemble carburateur		
C-1- 1	5155-996-112-AX	•JET, PILOT/#37.5	1	315599-6112A
		Vis de melange		
C-1- 2	5164-706-114-00	•SCREW, PILOT	1	316470-6114-00
		Vis de ralenti		
C-1- 3	5214-B04-12A-XX	•SCREW/M4x12	1	214B0412A
		Vis		
C-1- 4	5127-506-116-00	•SPRING	2	312750-6116-00
		Ressort		
C-1- 5	5146-216-139-AX	•SHAFT, THROTTLE	1	314621-6139A
		Axe papillon		
C-1- 6	5146-216-101-AX	•VALVE, THROTTLE/#180	1	314621-6101A
		Papillon		
C-1- 7	5143-106-137-AX	•SCREW	1	314310-6137A
		Vis		
C-1- 8	5160-412-140-XX	•SHAFT, CHOKE	1	16041-2140
		Axe volet d'air		
C-1- 9	5161-262-131-XX	•VALVE, CHOKE	1	16126-2131
		Volet d'air		
C-1-10	5145-726-137-AX	•SCREW	2	314572-6137A
		Vis		
C-1-11	5146-216-132-AX	•JET, MAIN/#75	1	314621-6132A
		Gicleur principal		
C-1-12	5146-216-129-AX	•NOZZLE, MAIN/#6B	1	314621-6129A
		Gicleur		
C-1-13	5145-956-122-AX	•NEEDLE VALVE	1	314595-6122A
		Ensemble pointeau		
C-1-14	5145-956-134-AX	•CLIP	1	314595-6134A
		Clip		
C-1-15	5145-956-126-AX	•FLOAT	1	314595-6126A
		Flotteur		
C-1-16	5144-996-127-AX	•PIN, FLOAT	1	314499-6127A
		Axe		
C-1-17	5145-986-128-AX	•GASKET	1	314598-6128A
		Joint		
C-1-18	5160-202-077-XX	•FLOAT CHAMBER ASSY	1	16020-2077
		Cuve		
C-1-19	5158-226-133-AX	•SCREW, DRAIN	1	315822-6133A
		Bouchon de vidange		
C-1-20	5131-226-116-00	•SPRING	1	313122-6116-00
		Ressort		
C-1-21	5144-996-159-AX	•GASKET	1	314499-6159A
		Joint		
C-1-22	5145-966-143-AX	•BOLT	1	314596-6143A
		Vis		

Fig. R-1 RECOIL STARTER
Lanceur



Ref. No. Réf. No.	Part No. Pièces No.	Description Désignation	Q'ty Quant.	Remarks Remarques
	5490-882-301-ZM	RECOIL STARTER ASSY Ensemble lanceur	1	49088-2301-ZM
R-1- 1	5156-013-443-AX	•NUT Ecrou	1	315601-3443A
R-1- 2	5156-013-449-AX	•COVER, RETAINER Disque d'encliquetage	1	315601-3449A
R-1- 3	5156-013-446-AX	•SPRING Ressort	1	315601-3446A
R-1- 4	5156-013-445-AX	•PAWL, RECOIL Cliquet	1	315601-3445A
R-1- 5	5156-013-463-AX	•PAWL, RECOIL Cliquet	1	315601-3463A
R-1- 6	5146-013-473-AX	•PIN, PAWL Axe, cliquet	1	314601-3473A
R-1- 7	5146-013-441-AX	•REEL, RECOIL Bobine de renvidage	1	314601-3441A
R-1- 8	5156-013-452-AX	•SPRING, RECOIL Ressort spirale	1	315601-3452A
R-1- 9	5156-013-458-AX	•WASHER Rondelle	1	315601-3458A
R-1-10	5156-013-442-AX	•WASHER, THRUST Rondelle	1	315601-3442A
R-1-11	5591-062-090-XX	•ROPE/5x2400 Cordon	1	59106-2090
R-1-12	5136-013-454-BX	•HANDLE, RECOIL STARTER Poignée	1	313601-3454B
R-1-13	5153-533-455-00	•DAMPER Caoutchouc	1	315353-3455-00
R-1-14	5320-992-126-ZM	•CASE, RECOIL Boîtier, ensemble	1	32099-2126-ZM

Fig. T-1 TAP
Robinet



Ref. No. Réf. No.	Part No. Pièces No.	Description Désignation	Q'ty Quant.	Remarks Remarques
	5510-232-097-XX	TAP ASSY Ensemble robinet	1	51023-2097
T-1- 1	5136-506-517-00	•SCREW Vis	1	313650-6517-00
T-1- 2	5136-506-512-00	•O-RING Joint torique	1	313650-6512-00
T-1- 3	5136-506-519-00	•STRAINER, FILTER Filtre	1	313650-6519-00
T-1- 4	5136-506-518-02	•GASKET Joint	1	313650-6518-02
T-1- 5	5510-362-063-XX	•CUP, FUEL TAP Cuve	1	51036-2063
T-1- 6	5136-506-522-00	•NUT, RING Bague filetée	1	313650-6522-00

(-

(/

ENGINE

Moteur

FG200G-AB13 (FG200G-12X)

for A500F-E40

pour

CONTENTS

ENGINE Moteur

for A500F-E40
pour

Fig. E-1	FG200G-AB13 (FG200G-12X).....	1
Fig. A-1	AIR FILTER..... Filtre a air	6
Fig. C-1	CARBURETOR..... Carbureteur	7
Fig. T-1	TAP..... Robinet	9
Fig. R-1	RECOIL STARTER..... Lanceur	10

NOTE)

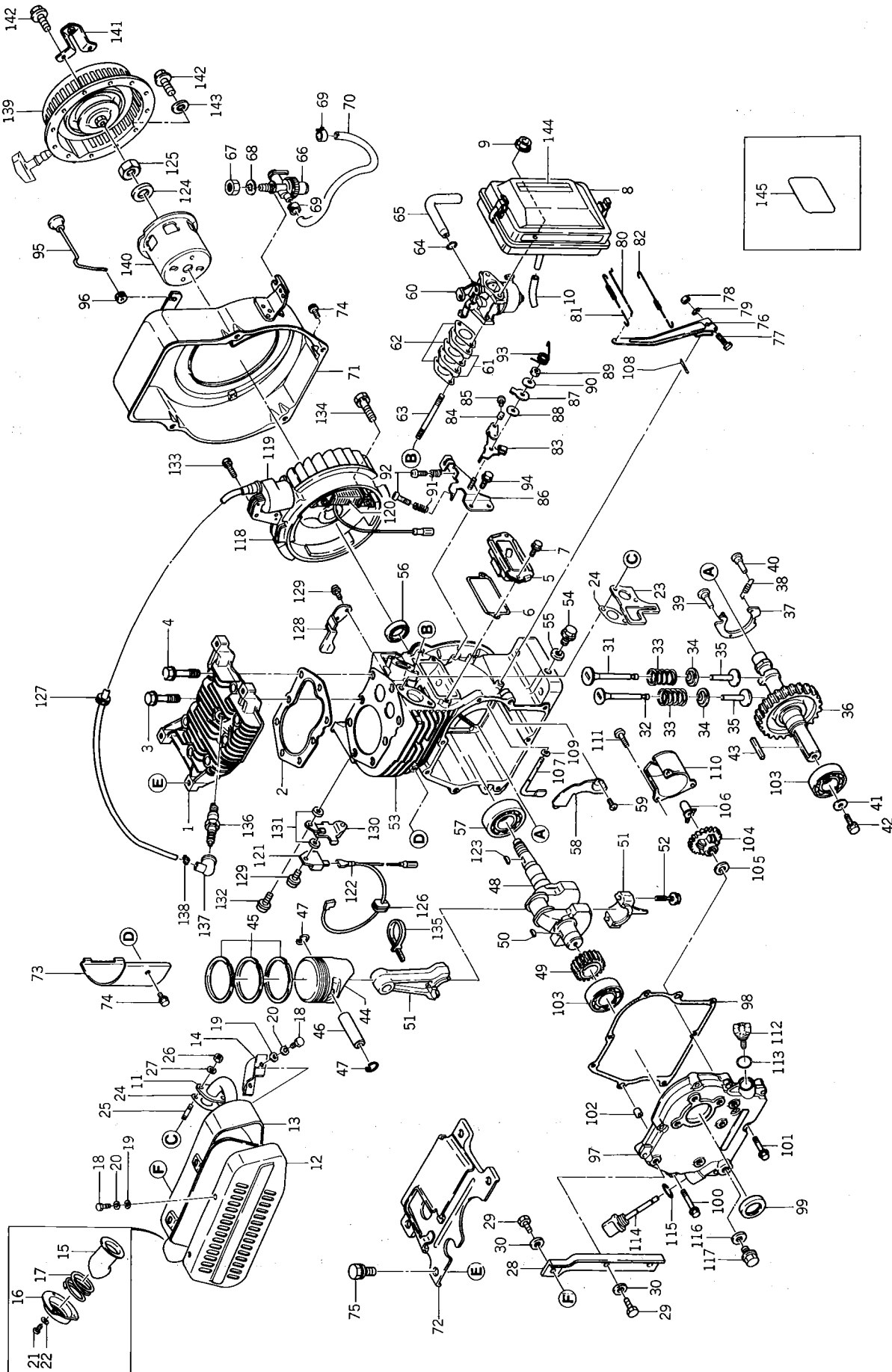
** Marked parts in the column remarks, are not always in stock, requiring considerable time for their delivery.*

NOTA)

** Les pièces marquées dans la colonne des remarques, ne sont pas toujours disponibles en stock, et demandent beaucoup de temps avant de pouvoir être livrées.*

Fig. E-1

FG200G-AB13 (FG200G-12X)



Ref. No. Réf. No.	Part No. Pièces No.	Description Désignation	Q'ty Quant.	Remarks Remarques	
1	5156-011-111-FX	HEAD, CYL. Culasse	1	315601-1111F	
2	5110-042-081-XX	GASKET, HEAD Joint	1	11004-2081	
3	5130-G10-45X-XX	BOLT/M10x45 Vis	3	130G1045	
4	5130-G10-53X-XX	BOLT/M10x53 Vis	5	130G1053	
5	5156-011-231-AX	COVER, INSPECTION Porte de visite	1	315601-1231A	
6	5142-501-232-00	GASKET Joint	1	314250-1232-00	
7	5130-B06-12X-XX	BOLT/M6x12 Vis	2	130B0612	
8	5110-102-326-XX	AIR FILTER ASSY Filtre a air	1	11010-2326	See Fig. A-1 Voir Fig. A-1
9	5920-151-193-XX	NUT Erou	2	92015-1193	
10	5702-A07-100-0X	TUBE, RUBBER/ø=80mm Tuyau	1	702A071000	
11	5490-696-021-XX	MUFFLER ASSY Silencieux	1	49069-6021	
12	5491-062-334-9X	•COVER, MUFFLER Protecteur	1	49106-2334-9X	
13	5491-062-333-9X	•COVER, MUFFLER Protecteur	1	49106-2333-9X	
14	5491-072-094-9X	•COVER, EXH. PIPE Protecteur, conduit d'échappement	1	49107-2094-9X	
15	5158-221-449-AX	•PIPE, TAIL Tube d'échappement	1	315822-1449A	
16	5131-692-446-9X	•PLATE Plaque	1	13169-2446-9X	
17	5144-061-455-AX	•SPRING Ressort	1	314406-1455A	
18	5110-R06-10X-XX	•BOLT/M6x10 Vis	6	110R0610	
19	5411-B06-00X-XX	•WASHER Rondelle	6	411B0600	
20	5461-F06-00A-XX	•WASHER, SP Rondelle frein	6	461F0600A	
21	5144-053-092-AX	•SCREW Vis	3	314405-3092A	
22	5410-B04-00X-XX	•WASHER Rondelle	3	410B0400	
23	5131-692-447-XX	PLATE Plaque	1	13169-2447	
24	5142-501-442-00	GASKET Joint	2	314250-1442-00	
25	5171-G08-20X-XX	STUD Goujon	2	171G0820	
26	5317-R08-00X-XX	NUT/M8 Erou	2	317R0800	
27	5461-F08-00X-XX	WASHER, SP Rondelle frein	2	461F0800	
28	5350-112-114-XX	STAY, MUFFLER Tirant	1	35011-2114	
29	5183-B08-16X-XX	BOLT/M8x16 Vis	3	183B0816	
30	5411-B08-00X-XX	WASHER Rondelle	3	411B0800	
31	5154-002-111-AX	VALVE, INLET Soupape d'admission	1	315400-2111A	
32	5154-702-112-AX	VALVE, EXH. Soupape d'échappemen	1	315470-2112A	
33	5154-702-113-AX	SPRING, VALVE Ressort	2	315470-2113A	
34	5120-092-057-XX	SEAT, SPRING Coupelle	2	12009-2057	
35	5142-502-211-00	TAPPET Poussoir	2	314250-2211-00	
36	5491-186-013-XX	CAM GEAR Arbre a cames	1	49118-6013	
37	5211-182-061-XX	•DECOMPRESSOR Decompresseur	1	21118-2061	
38	5920-812-338-XX	•SPRING Ressort	1	92081-2338	
39	5920-432-105-XX	•PIN Axe	2	92043-2105	

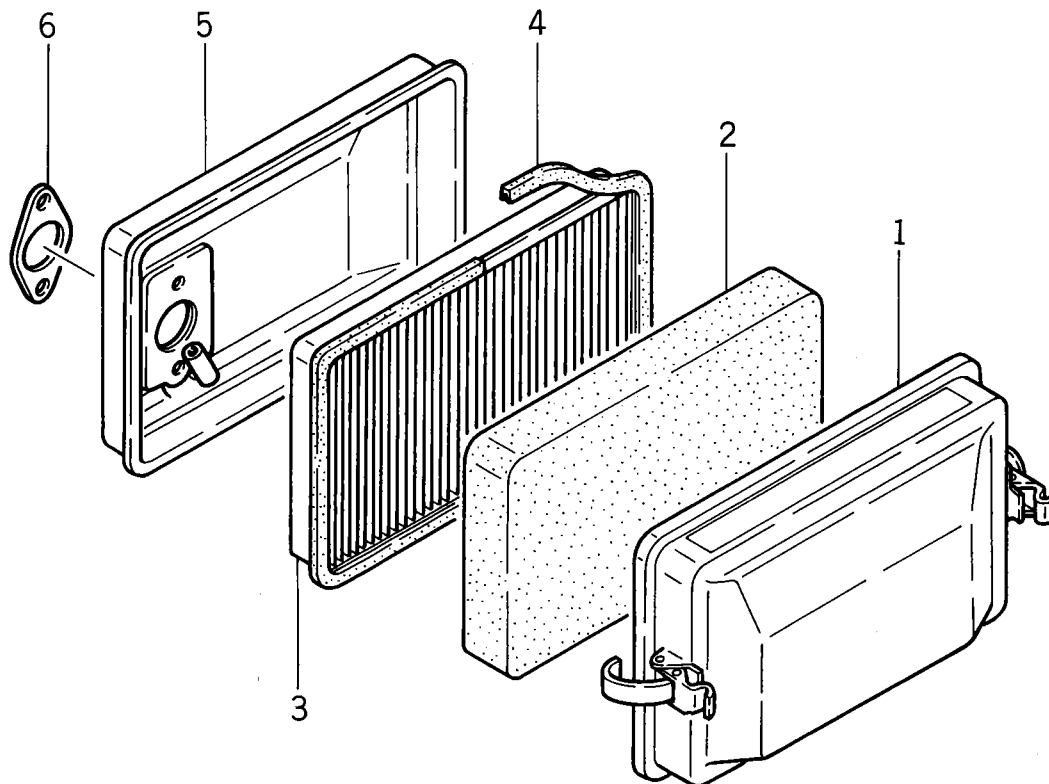
Ref. No. Réf. No.	Part No. Pièces No.	Description Désignation	Q'ty Quant.	Remarks Remarques	
40	5920-432-122-XX	•PIN Axe	1	92043-2122	
41	5132-522-383-00	WASHER Rondelle	1	313252-2383-00	
42	5183-B08-25X-XX	BOLT/M8x25 Vis	1	183B0825	
43	5511-A05-40X-XX	KEY Clavette	1	511A0540	
44	5156-013-111-AX	PISTON Piston	1	315601-3111A	
45	5156-013-010-AX	PISTON RING SET Segmentation	1	315601-3010A	
46	5154-703-121-AX	PIN, PISTON Axe de piston	1	315470-3121A	
47	5155-013-122-AX	RING, SNAP Collèt d'axe	2	315501-3122A	
48	5491-196-009-XX	SHAFT, CRANK Vile brequin	1	49119-6009	
49	5156-013-217-AX	•GEAR, CRANK Engrenage	1	315601-3217A	
50	5136-502-371-00	•KEY Clavette	1	313650-2371-00	
51	5156-013-240-AX	CONN. ROD ASSY Bielle	1	315601-3240A	
52	5156-013-245-AX	•BOLT, CONN. ROD Vis	2	315601-3245A	
53	5156-014-110-EX	CRANK CASE ASSY Ensemble carter	1	315601-4110E	
54	5130-D10-14X-XX	•BOLT/M10x14 Vis	2	130D1014	
55	5110-092-432-XX	•GASKET Joint	2	11009-2432	
56	5142-504-231-00	SEAL, OIL Joint SPI	1	314250-4231-00	
57	5601-A63-05X-XX	BEARING, RB/6305 Roulement radial	1	601A6305	
58	5131-692-438-XX	COVER Capot	1	13169-2438	
59	5158-016-732-AX	SCREW Vis	2	315801-6732A	
60	5150-012-554-XX	CARBURETOR ASSY Ensemble carburateur	1	15001-2554	See Fig. C-1 Voir Fig. C-1
61	5156-016-181-AX	INSULATOR Pcran thermique	2	315601-6181A	
62	5156-016-184-AX	GASKET Joint	3	315601-6184A	
63	5172-G06-87X-XX	STUD Goujon	2	172G0687	
64	5114-096-812-00	CLIP Clip	1	311409-6812-00	
65	5920-592-190-XX	TUBE Tuyau	1	92059-2190	
66	5510-232-097-XX	TAP ASSY Ensemble robinet	1	51023-2097	See Fig. T-1 Voir Fig. T-1
67	5136-506-527-00	NUT Ecrou	1	313650-6527-00	
68	5463-H10-00X-XX	WASHER, TOOTHED Rondelle	1	463H1000	
69	5136-796-812-00	CLIP Clip	2	313679-6812-00	
70	5702-A04-100-0X	TUBE, RUBBER/ℓ=190mm Tuyau	1	702A041000	
71	5590-662-315-ZM	HOUSING, FAN Capot de ventilation	1	59066-2315-ZM	
72	5156-251-631-AX	COVER, CYL. HEAD Capot	1	315625-1631A	
73	5490-892-202-XX	SHROUD Capot	1	49089-2202	
74	5130-B06-12X-XX	BOLT/M6x12 Vis	5	130B0612	
75	5185-B08-20X-XX	BOLT/M8x20 Vis	4	185B0820	
76	5156-015-211-CX	GOVERNOR ARM Levier	1	315601-5211C	
77	5920-022-269-XX	BOLT Vis	1	92002-2269	
78	5311-B06-00X-XX	NUT/M6 Ecrou	1	311B0600	

Ref. No. Réf. No.	Part No. Pièces No.	Description Désignation	Q'ty Quant.	Remarks Remarques
79	5411-B06-00X-XX	WASHER Rondelle	1	411B0600
80	5490-462-090-XX	LINK, GOVERNOR Tige	1	49046-2090
81	5142-505-232-00	SPRING, LINK Ressort	1	314250-5232-00
82	5156-015-314-AX	SPRING, GOVERNOR Ressort	1	315601-5314A
83	5156-215-311-AX	LEVER, CONTROL Levier	1	315621-5311A
84	5144-965-312-AX	NUT Ecrou	1	314496-5312A
85	5214-B04-08X-XX	SCREW/M4x8 Vis	1	214B0408
86	5156-215-335-BX	BRACKET Support	1	315621-5335B
87	5156-015-389-AX	PLATE Plaque	1	315601-5389A
88	5144-015-383-AX	WASHER Rondelle	1	314401-5383A
89	5144-015-385-AX	NUT Ecrou	1	314401-5385A
90	5144-015-388-AX	SPRING Ressort	1	314401-5388A
91	5921-442-004-XX	SPRING Ressort	2	92144-2004
92	5214-B05-18X-XX	SCREW/M5x18 Vis	2	214B0518
93	5156-015-317-AX	SPRING, RETURN Ressort de rappel	1	315601-5317A
94	5130-B06-12X-XX	BOLT/M6x12 Vis	2	130B0612
95	5161-692-080-XX	LINK, CHOKE Timonerie	1	16169-2080
96	5171-965-515-00	GROMMET Bague de passage	1	317196-5515-00
97	5156-224-120-DX	BASE, SIDE Carter	1	315622-4120D
98	5156-014-124-AX	GASEKT Joint	1	315601-4124A
99	5142-504-235-00	SEAL, OIL Joint SPI	1	314250-4235-00
100	5130-G06-40X-XX	BOLT/M6x40 Vis	2	130G0640
101	5130-G06-30X-XX	BOLT/M6x30 Vis	6	130G0630
102	5136-404-181-AX	PIN, DOWEL Pion	2	313640-4181A
103	5601-A62-05X-XX	BEARING, RB/6205 Roulement radial	2	601A6205
104	5158-015-110-AX	GOVERNOR ASSY Ensemble regulateur	1	315801-5110A
105	5144-015-135-AX	WASHER Rondelle	1	314401-5135A
106	5144-015-121-BX	SLEEVE, GOVERNOR Bague de regulateur	1	314401-5121B
107	5155-015-122-CX	TIP, GOVERNOR Fourchette	1	315501-5122C
108	5554-A06-00X-XX	PIN, SNAP Goupille a ressort	1	554A0600
109	5410-B06-00X-XX	WASHER Rondelle	1	410B0600
110	5156-015-147-EX	COVER Capot	1	315601-5147E
111	5144-053-092-AX	SCREW Vis	3	314405-3092A
112	5161-152-069-XX	GAUGE, OIL Jauge	1	16115-2069
113	5670-B20-15X-XX	O-RING Joint torique	1	670B2015
114	5161-152-068-XX	GAUGE, OIL Jauge	1	16115-2068
115	5920-552-064-XX	O-RING Joint torique	1	92055-2064
116	5110-092-432-XX	GASKET Joint	1	11009-2432
117	5130-D10-14X-XX	BOLT/M10x14 Vis	1	130D1014

Ref. No. Réf. No.	Part No. Pièces No.	Description Désignation	Q'ty Quant.	Remarks Remarques	
118	5211-942-139-XX	FLYWHEEL Volant	1	21194-2139	
119	5156-AA8-103-AX	COIL, IGNITION Bobine d'allumage	1	3156AA-8103A	
120	5156-AA8-124-AX	COIL, LIGHTING Bobine d'éclairage	1	3156AA-8124A	
121	5211-192-101-XX	IGNITER Bougie d'allumage	1	21119-2101	
122	5260-112-115-XX	WIRE, LEAD Fil	1	26011-2115	
123	5136-502-371-00	KEY Clavette	1	313650-2371-00	
124	5144-013-482-AX	WASHER Rondelle	1	314401-3482A	
125	5314-G14-00X-XX	NUT/M14 Ecrou	1	314G1400	
126	5146-018-164-AX	GROMMET Passe-fil	1	314601-8164A	
127	5156-AA8-164-AX	GROMMET Passe-fil	1	3156AA-8164A	
128	5156-008-468-AX	PLATE Plaque	1	315600-8468A	
129	5242-B04-10A-XX	SCREW/M4x10 Vis	3	242B0410A	
130	5146-018-137-AX	BRACKET Support	1	314601-8137A	
131	5158-016-625-AX	WASHER Rondelle	3	315801-6625A	
132	5156-016-732-AX	SCREW Vis	2	315601-6732A	
133	5131-B05-20X-XX	BOLT/M5x20 Vis	2	131B0520	
134	5180-B06-30X-XX	BOLT/M6x30 Vis	2	180B0630	
135	5166-918-577-AX	BAND Bande	1	316691-8577A	
136	5131-228-410-00	PLUG, SPARK/NGK B4H Bougie	1	313122-8410-00	
137	5172-708-418-BX	CAP, PLUG Capuchon	1	317270-8418B	
138	5172-708-419-AX	SPRING Ressort	1	317270-8419A	
139	5490-882-302-ZM	RECOIL STARTER ASSY Ensemble lanceur	1	49088-2302-ZM	See Fig. R-1 Voir Fig. R-1
140	5490-802-126-XX	PULLEY Bol	1	49080-2126	
141	5350-112-126-ZM	STAY Tirant	1	35011-2126-ZM	
142	5130-B06-10X-XX	BOLT/M6x10 Vis	4	130B0610	
143	5411-B06-00X-XX	WASHER Rondelle	2	411B0600	
144	5560-312-284-XX	LABEL Etiquette	1	56031-2284 *	
145	5145-V50-851-AX	LABEL Etiquette	1	3145V5-0851A *	
	ACCESSORY Accessoir				
	5119-200-900-AX	TOOL ASSY Outillage complet	1	311920-0900A *	
	5144-900-931-AX	•SOCKET, WRENCH/19x21 Cle a pipe	1	314490-0931A *	
	5119-200-951-AX	•DRIVER Tournevis	1	311920-0951A *	

Fig. A-1

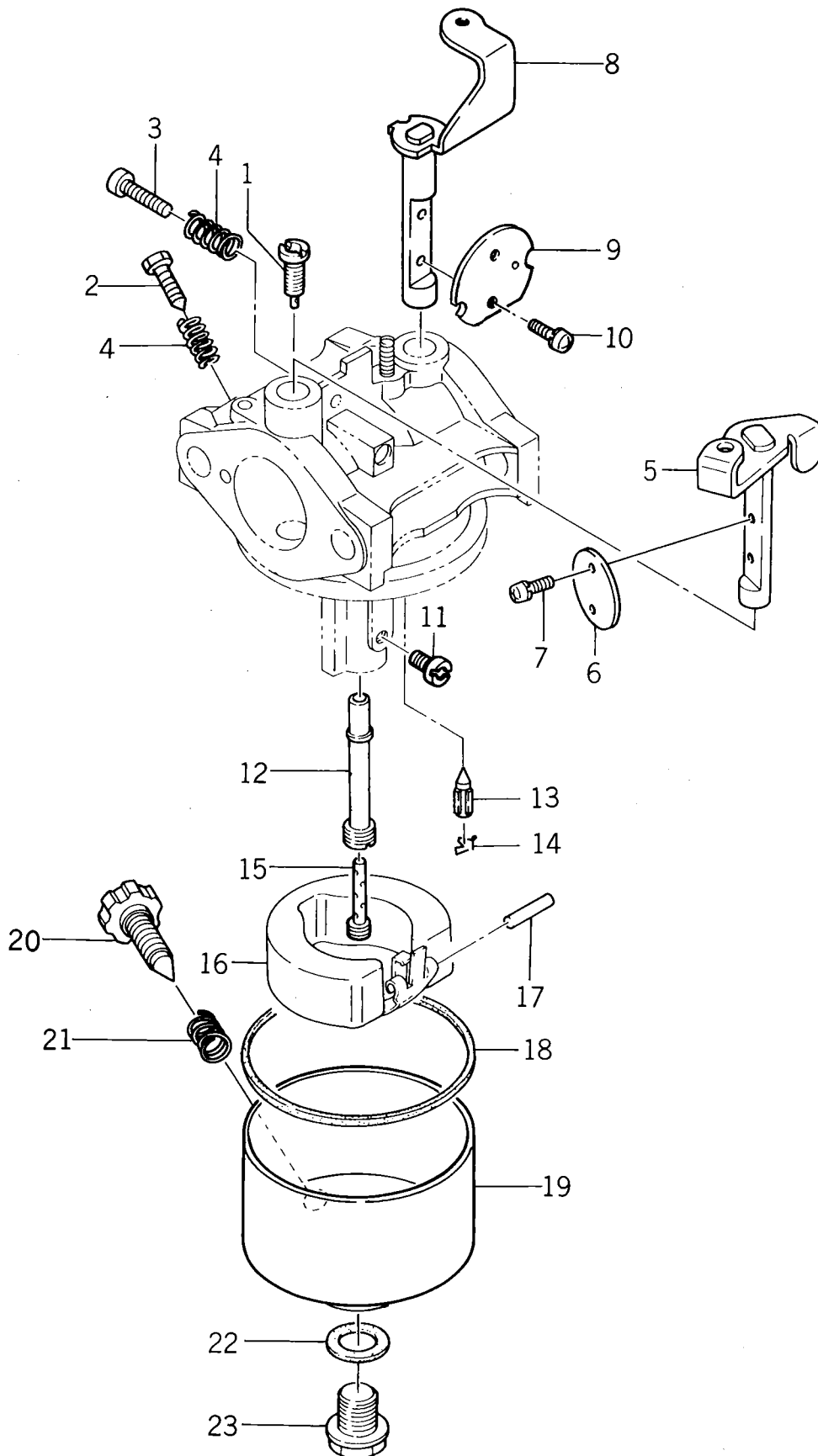
AIR FILTER
Filtre a air



Ref. No. Réf. No.	Part No. Pièces No.	Description Désignation	Q'ty Quant.	Remarks Remarques
	5110-102-326-XX	AIR FILTER ASSY Filtre a air	1	11010-2326
A-1- 1	5110-122-222-XX	•COVER, AIR FILTER Capot	1	11012-2222
A-1- 2	5155-041-313-AX	•ELEMENT Element	1	315504-1313A
A-1- 3	5490-642-064-XX	•ELEMENT Element	1	49064-2064
A-1- 4	5155-041-323-AX	••GASKET Joint	1	315504-1323A
A-1- 5	5320-992-103-XX	•CASE, AIR FILTER Botier	1	32099-2103
A-1- 6	5110-092-468-XX	••GASKET Joint	1	11009-2468

Fig. C-1

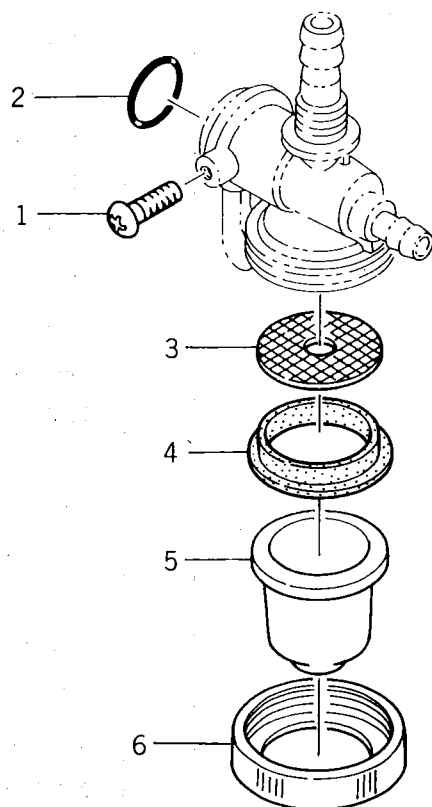
CARBURETOR
Carbureteur



Ref. No. Réf. No.	Part No. Pièces No.	Description Désignation	Q'ty Quant.	Remarks Remarques
	5150-012-554-XX	CARBURETOR ASSY Ensemble carbureteur	1	15001-2554
C-1- 1	5136-506-112-00	•JET, PILOT/#45 Gicleur	1	313650-6112-00
C-1- 2	5164-706-114-00	•SCREW, PILOT Vis	1	316470-6114-00
C-1- 3	5214-B04-12A-XX	•SCREW/M4x12 Vis	1	214B0412A
C-1- 4	5127-506-116-00	•SPRING Ressort	2	312750-6116-00
C-1- 5	5156-226-139-AX	•SHAFT, THROTTLE Arbre	1	315622-6139A
C-1- 6	5156-226-101-AX	•VALVE, THROTTLE/#170 Boisseau	1	315622-6101A
C-1- 7	5143-106-137-AX	•SCREW Vis	2	314310-6137A
C-1- 8	5160-412-140-XX	•SHAFT, CHOKE Arbre	1	16041-2140
C-1- 9	5161-262-131-XX	•VALVE, CHOKE Soupape	1	16126-2131
C-1-10	5136-506-134-00	•SCREW Vis	2	313650-6134-00
C-1-11	5156-256-132-AX	•JET, MAIN/#83.8 Gicleur	1	315625-6132A
C-1-12	5156-216-129-AX	•NOZZLE, MAIN/#5F Gicleur	1	315621-6129A
C-1-13	5145-956-122-AX	•VALVE, NEEDLE Pointeau	1	314595-6122A
C-1-14	5156-016-134-AX	•CLIP Clip	1	315601-6134A
C-1-15	5136-506-106-00	•PIPE, BREED Diffuseur	1	313650-6106-00
C-1-16	5145-956-126-AX	•FLOAT Flotteur	1	314595-6126A
C-1-17	5144-996-127-AX	•PIN, FLOAT Axe	1	314499-6127A
C-1-18	5145-986-128-AX	•GASKET Joint	1	314598-6128A
C-1-19	5160-202-077-XX	•CHAMBER, FLOAT Chambre du flotteur	1	16020-2077
C-1-20	5158-226-133-AX	•SCREW, DRAIN Bouchon de vidange	1	315822-6133A
C-1-21	5131-226-116-00	••SPRING Ressort	1	313122-6116-00
C-1-22	5144-996-159-AX	•GASKET Joint	1	314499-6159A
C-1-23	5145-966-143-AX	•BOLT vis	1	314596-6143A

Fig. T-1

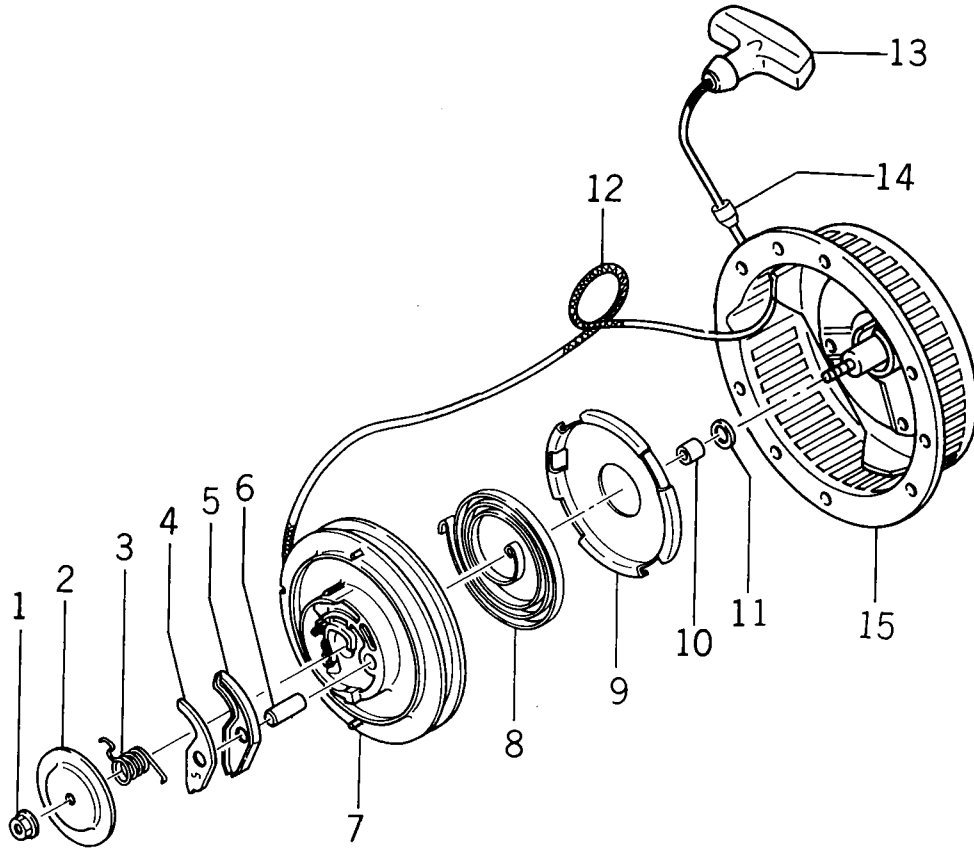
TAP
Robinet



Ref. No. Réf. No.	Part No. Pièces No.	Description Désignation	Q'ty Quant.	Remarks Remarques
	5510-232-097-XX	TAP ASSY Ensemble robinet	1	51023-2097
T-1- 1	5136-506-517-00	•SCREW Vis	1	313650-6517-00
T-1- 2	5136-506-512-00	•O-RING Joint torique	1	313650-6512-00
T-1- 3	5136-506-519-00	•STRAINER, FILTER Filtre	1	313650-6519-00
T-1- 4	5136-506-518-02	•GASKET Joint	1	313650-6518-02
T-1- 5	5510-362-063-XX	•CUP, FUEL TAP Cuve	1	51036-2063
T-1- 6	5136-506-522-00	•NUT, RING Bague filetée	1	313650-6522-00

Fig. R-1

RECOIL STARTER
Lanceur



Ref. No. Réf. No.	Part No. Pièces No.	Description Désignation	Q'ty Quant.	Remarks Remarques
	5490-882-302-ZM	RECOIL STARTER ASSY Ensemble lanceur	1	49088-2302-ZM
R-1- 1	5156-013-443-AX	•NUT Ecrou	1	315601-3443A
R-1- 2	5156-013-449-AX	•COVER, RETAINER Disque d'encliquetage	1	315601-3449A
R-1- 3	5156-013-446-AX	•SPRING Ressort	1	315601-3446A
R-1- 4	5156-013-445-AX	•PAWL, RECOIL Cliquet	1	315601-3445A
R-1- 5	5156-013-463-AX	•PAWL, RECOIL Cliquet	1	315601-3463A
R-1- 6	5156-013-473-AX	•PIN, PAWL Axe, cliquet	1	315601-3473A
R-1- 7	5156-013-441-AX	•REEL, RECOIL Bobine de renvidage	1	315601-3441A
R-1- 8	5156-013-452-AX	•SPRING, RECOIL Resort spirale	1	315601-3452A
R-1- 9	5156-013-464-AX	•COVER, SPRING Couvercle	1	315601-3464A
R-1-10	5156-013-458-AX	•WASHER Rondelle	1	315601-3458A
R-1-11	5156-013-442-AX	•WASHER, THRUST Rondelle	1	315601-3442A
R-1-12	5591-062-090-XX	•ROPE/5x2400 Cordon	1	59106-2090
R-1-13	5136-013-454-BX	•HANDLE, RECOIL STARTER Poignee	1	313601-3454B
R-1-14	5153-533-455-00	•DAMPER Caoutchouc	1	315353-3455-00
R-1-15	5320-992-127-ZM	•CASE, RECOIL Boitier, ensemble	1	32099-2127-ZM

(←

(

ENGINE
Moteur

FG200G-AB14(FG200G-13X)
for A500F-E20
pour

CONTENTS

ENGINE Moteur

for A500F-E20
Pour

Fig. E-1	FG200G-AB14 (FG200G-13X)	1
Fig. A-1	AIR FILTER	6
	Filtre a air	
Fig. C-1	CARBURETOR	7
	Carburateur	
Fig. R-1	RECOIL STARTER	9
	Lanceur	
Fig. T-1	TAP	10
	Robinet	

NOTE)

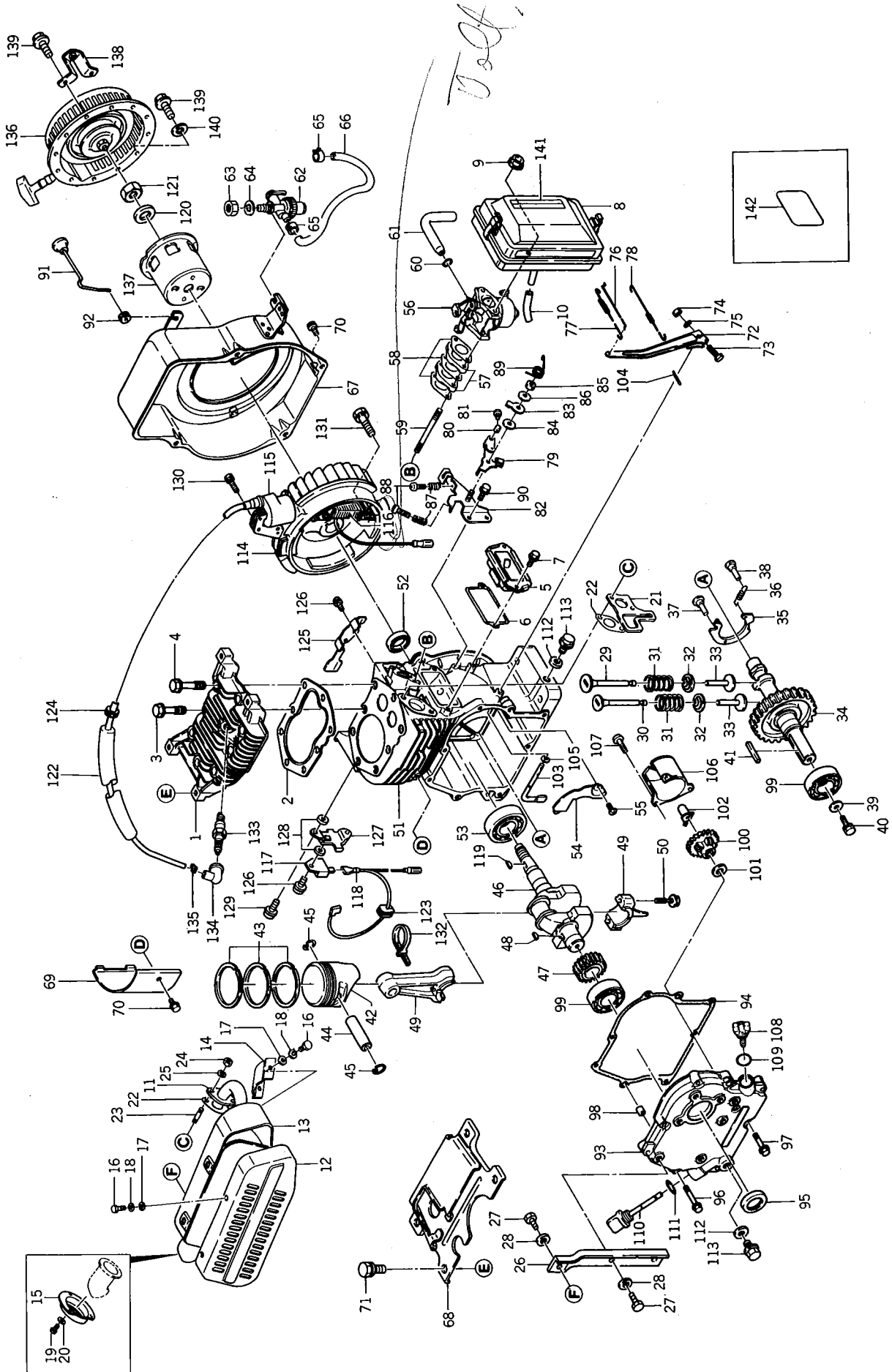
** Marked parts in the column remarks, are not always in stock, requiring considerable time for their delivery.*

NOTA)

** Les pièces marquées dans la colonne des remarques, ne sont pas toujours disponibles en stock, et demandent beaucoup de temps avant de pouvoir être livrées.*

Fig. E-1

FG200G-AB14 (FG200G-13X)



Ref. No. Réf. No.	Part No. Pièces No.	Description Désignation	Q'ty Quant.	Remarks Remarques	
1	5156-011-111-FX	HEAD, CYL. Culasse	1	315601-1111F	
2	5110-042-081-XX	GASKET, HEAD Joint	1	11004-2081	
3	5130-G10-45X-XX	BOLT/M10x45 Vis	3	130G1045	
4	5130-G10-53X-XX	BOLT/M10x53 Vis	5	130G1053	
5	5156-011-231-AX	COVER, INSPECTION Porte de visite	1	315601-1231A	
6	5142-501-232-00	GASKET Joint	1	314250-1232-00	
7	5130-B06-12X-XX	BOLT/M6x12 Vis	2	130B0612	
8	5110-102-325-XX	AIR FILTER ASSY Filtre a air	1	11010-2325	See Fig. A-1 Voir Fig. A-1
9	5920-151-193-XX	NUT Ecrou	2	92015-1193	
10	5702-A07-100-0X	TUBE, RUBBER/ø=80mm Tuyau	1	702A071000	
11	5490-696-048-XX	MUFFLER ASSY Silencieux	1	49069-6048	
12	5491-062-334-9X	•COVER, MUFFLER Protecteur	1	49106-2334-9X	
13	5491-062-333-9X	•COVER, MUFFLER Protecteur	1	49106-2333-9X	
14	5491-072-094-9X	•COVER, EXH. PIPE Protecteur, conduit d'echappement	1	49107-2094-9X	
15	5131-692-446-9X	•PLATE Plaque	1	13169-2446-9X	
16	5110-R06-10X-XX	•BOLT/M6x10 Vis	6	110R0610	
17	5411-B06-00X-XX	•WASHER, PL/M6 Rondelle	6	411B0600	
18	5461-F06-00A-XX	•WASHER, SP/M6 Rondelle frein	6	461F0600A	
19	5144-053-092-AX	•SCREW Vis	3	314405-3092A	
20	5410-B04-00X-XX	•WASHER, PL/M4 Rondelle	3	410B0400	
21	5131-692-447-XX	PLATE Plaque	1	13169-2447	
22	5142-501-442-00	GASKET Joint	2	314250-1442-00	
23	5171-G08-20X-XX	STUD Goujon	2	171G0820	
24	5317-R08-00X-XX	NUT/M8 Ecrou	2	317R0800	
25	5461-F08-00X-XX	WASHER, SP/M8 Rondelle frein	2	461F0800	
26	5350-112-114-XX	STAY, MUFFLER. Tirant	1	35011-2114	
27	5183-B08-16X-XX	BOLT/M8x16 Vis	3	183B0816	
28	5411-B08-00X-XX	WASHER, PL/M8 Rondelle	3	411B0800	
29	5154-002-111-AX	VALVE, INLET Soupape d'admission	1	315400-2111A	
30	5154-702-112-AX	VALVE, EXH. Soupape d'echappement	1	315470-2112A	
31	5154-702-113-AX	SPRING, VALVE Ressort	2	315470-2113A	
32	5120-092-057-XX	SEAT, SPRING Coupelle	2	12009-2057	
33	5142-502-211-00	TAPPET Poussoir	2	314250-2211-00	
34	5491-186-013-XX	CAM SHAFT COMP Arbre a cames	1	49118-6013	
35	5211-182-061-XX	•DECOMPRESSOR Decompresseur	1	21118-2061	
36	5920-812-338-XX	•SPRING Ressort	1	92081-2338	
37	5920-432-105-XX	•PIN Axe	2	92043-2105	
38	5920-432-122-XX	•PIN Axe	1	92043-2122	
39	5132-522-383-00	WASHER Rondelle	1	313252-2383-00	

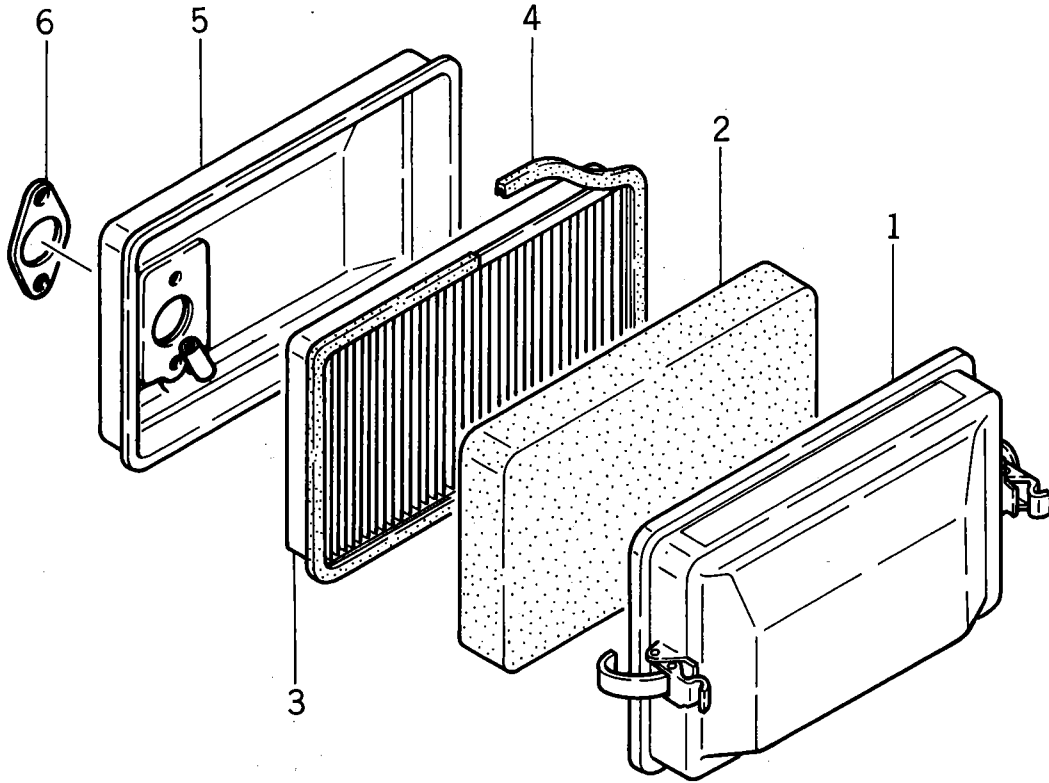
Ref. No. Réf. No.	Part No. Pièces No.	Description Désignation	Q'ty Quant.	Remarks Remarques	
40	5183-B08-25X-XX	BOLT/M8x25 Vis	1	183B0825	
41	5511-A05-40X-XX	KEY Clavette	1	511A0540	
42	5156-013-111-AX	PISTON Piston	1	315601-3111A	
43	5156-013-010-AX	PISTON RING SET Segmentation	1	315601-3010A	
44	5154-703-121-AX	PIN, PISTON Axe de piston	1	315470-3121A	
45	5155-013-122-AX	RING, SNAP Collet d'axe	2	315501-3122A	
46	5491-196-009-XX	SHAFT, CRANK Vile brequin	1	49119-6009	
47	5156-013-217-AX	•GEAR, CRANK Engrenage	1	315601-3217A	
48	5920-382-077-XX	•KEY Clavette	1	92038-2077	
49	5132-516-018-XX	CONN. ROD ASSY Bielle	1	13251-6018	
50	5156-013-245-AX	•BOLT, CONN. ROD Vis	2	315601-3245A	
51	5491-202-124-XX	CRANK CASE COMP Arbre a cames	1	49120-2124	
52	5142-504-231-00	SEAL, OIL Joint SPI	1	314250-4231-00	
53	5601-A63-05X-XX	BEARING, RB/6305 Roulement radial	1	601A6305	
54	5131-692-438-XX	COVER Capot	1	13169-2438	
55	5158-016-732-AX	SCREW Vis	2	315801-6732A	
56	5150-012-554-XX	CARBURETOR ASSY Ensemble carburateur	1	15001-2554	See Fig. C-1 Voir Fig. C-1
57	5156-016-181-AX	INSULATOR Ecran thermique	2	315601-6181A	
58	5156-016-184-AX	GASKET Joint	3	315601-6184A	
59	5172-G06-87X-XX	STUD Goujon	2	172G0687	
60	5114-096-812-00	CLIP Clip	1	311409-6812-00	
61	5920-592-190-XX	TUBE Tuyau	1	92059-2190	
62	5510-232-097-XX	TAP ASSY Ensemble robinet	1	51023-2097	See Fig. T-1 Voir Fig. T-1
63	5136-506-527-00	NUT Ecrou	1	313650-6527-00	
64	5463-H10-00X-XX	WASHER, TOOTHED Rondelle	1	463H1000	
65	5136-796-812-00	CLIP Clip	2	313679-6812-00	
66	5702-A04-100-0X	TUBE, RUBBER/l=190mm Tuyau	1	702A041000	
67	5590-662-315-ZM	HOUSING, FAN Capot de ventilation	1	59066-2315-ZM	
68	5156-251-631-AX	COVER, CYL. HEAD Capot	1	315625-1631A	
69	5490-892-202-XX	SHROUD Capot	1	49089-2202	
70	5130-B06-12X-XX	BOLT/M6x12 Vis	5	130B0612	
71	5185-B08-20X-XX	BOLT/M8x20 Vis	4	185B0820	
72	5156-015-211-CX	GOVERNOR ARM Lever	1	315601-5211C	
73	5920-022-269-XX	BOLT Vis	1	92002-2269	
74	5311-B06-00X-XX	NUT/M6 Ecrou	1	311B0600	
75	5411-B06-00X-XX	WASHER, PL/M6 Rondelle	1	411B0600	
76	5490-462-090-XX	LINK, GOVERNOR Tige	1	49046-2090	
77	5142-505-232-00	SPRING, LINK Ressort	1	314250-5232-00	
78	5156-015-314-AX	SPRING, GOVERNOR Ressort	1	315601-5314A	

Ref. No. Réf. No.	Part No. Pièces No.	Description Désignation	Q'ty Quant.	Remarks Remarques
79	5156-215-311-AX	LEVER, CONTROL Lever	1	315621-5311A
80	5920-152-120-XX	NUT Erou	1	92015-2120
81	5214-B04-08X-XX	SCREW/M4x8 Vis	1	214B0408
82	5156-215-335-BX	BRACKET Support	1	315621-5335B
83	5156-015-389-AX	PLATE Plaque	1	315601-5389A
84	5144-015-383-AX	WASHER Rondelle	1	314401-5383A
85	5144-015-385-AX	NUT Erou	1	314401-5385A
86	5144-015-388-AX	SPRING Ressort	1	314401-5388A
87	5921-442-004-XX	SPRING Ressort	2	92144-2004
88	5214-B05-18X-XX	SCREW/M5x18 Vis	2	214B0518
89	5156-015-317-AX	SPRING, RETURN Ressort de rappel	1	315601-5317A
90	5130-B06-12X-XX	BOLT/M6x12 Vis	2	130B0612
91	5161-692-080-XX	LINK, CHOKE Timonerie	1	16169-2080
92	5171-965-515-00	GROMMET Bague de passage	1	317196-5515-00
93	5156-224-120-DX	BASE, SIDE Carter	1	315622-4120D
94	5156-014-124-AX	GASKET Joint	1	315601-4124A
95	5142-504-235-00	SEAL, OIL Joint SPI	1	314250-4235-00
96	5130-G06-40X-XX	BOLT/M6x40 Vis	2	130G0640
97	5130-G06-30X-XX	BOLT/M6x30 Vis	6	130G0630
98	5136-404-181-AX	PIN, DOWEL Pion	2	313640-4181A
99	5601-A62-05X-XX	BEARING, RB/6205 Roulement radial	2	601A6205
100	5158-015-110-AX	GOVERNOR ASSY Ensemble regulateur	1	315801-5110A
101	5144-015-135-AX	WASHER Rondelle	1	314401-5135A
102	5144-015-121-BX	SLEEVE, GOVERNOR Bague de regulateur	1	314401-5121B
103	5155-015-122-CX	TIP, GOVERNOR Fourchette	1	315501-5122C
104	5554-A06-00X-XX	PIN, SNAP Goupille a ressort	1	554A0600
105	5410-B06-00X-XX	WASHER, PL/M6 Rondeile	1	410B0600
106	5156-015-147-EX	COVER Capot	1	315601-5147E
107	5144-053-092-AX	SCREW Vis	3	314405-3092A
108	5161-152-069-XX	GAUGE, OIL Jauge	1	16115-2069
109	5670-B20-15X-XX	O-RING Joint torique	1	670B2015
110	5161-152-068-XX	GAUGE, OIL Jauge	1	16115-2068
111	5920-552-064-XX	O-RING Joint torique	1	92055-2064
112	5110-092-432-XX	GASKET Joint	3	11009-2432
113	5130-D10-14X-XX	BOLT/M10x14 Vis	3	130D1014
114	5211-942-139-XX	FLYWHEEL Volant	1	21194-2139
115	5156-AA8-103-AX	COIL, IGNITION Bobine d'allumage	1	3156AA-8103A
116	5156-AA8-124-AX	COIL, LIGHTING Bobine d'eclairage	1	3156AA-8124A
117	5211-192-101-XX	IGNITER Bougie d'allumage	1	21119-2101

Ref. No. Réf. No.	Part No. Pièces No.	Description Désignation	Q'ty Quant.	Remarks Remarques	
118	5260-112-115-XX	WIRE, LEAD Fil	1	26011-2115	
119	5920-382-077-XX	KEY Clavette	1	92038-2077	
120	5144-013-482-AX	WASHER Rondelle	1	314401-3482A	
121	5920-152-157-XX	NUT Erou	1	92015-2157	
122	5920-592-151-XX	TUBE Tuyau	1	92059-2151	
123	5146-018-164-AX	GROMMET Passe-fil	1	314601-8164A	
124	5156-AA8-164-AX	GROMMET Passe-fil	1	3156AA-8164A	
125	5131-832-087-XX	PLATE Plaque	1	13183-2087	
126	5242-B04-10A-XX	SCREW/M4x10 Vis	3	242B0410A	
127	5146-018-137-AX	BRACKET Support	1	314601-8137A	
128	5158-016-625-AX	WASHER Rondelle	3	315801-6625A	
129	5156-016-732-AX	SCREW Vis	2	315601-6732A	
130	5131-B05-20X-XX	BOLT/M5x20 Vis	2	131B0520	
131	5180-B06-30X-XX	BOLT/M6x30 Vis	2	180B0630	
132	5166-918-577-AX	BAND Bande	1	316691-8577A	
133	5131-228-410-00	PLUG, SPARK/NGK B4H Bougie	1	313122-8410-00	
134	5172-708-418-BX	CAP, PLUG Capuchon	1	317270-8418B	
135	5172-708-419-AX	SPRING Ressort	1	317270-8419A	
136	5490-882-302-ZM	RECOIL STARTER ASSY Ensemble lanceur	1	49088-2302-ZM	See Fig. R-1 Voir Fig. R-1
137	5490-802-126-XX	PULLEY Bol	1	49080-2126	
138	5350-112-126-ZM	STAY Tirant	1	35011-2126-ZM	
139	5130-B06-10X-XX	BOLT/M6x10 Vis	4	130B0610	
140	5411-B06-00X-XX	WASHER, PL/M6 Rondelle	2	411B0600	
141	5560-312-290-XX	LABEL Etiquette	1	56031-2290 *	
142	5560-312-286-XX	LABEL Etiquette	1	56031-2286 *	
ACCESSORY Accessoir					
	5119-200-900-AX	TOOL ASSY Outillage complet	1	311920-0900A *	
	5144-900-931-AX	• SOCKET, WRENCH/19x21 Cle a pipe	1	314490-0931A *	
	5119-200-951-AX	• DRIVER Tournevis	1	311920-0951A *	

Fig. A-1

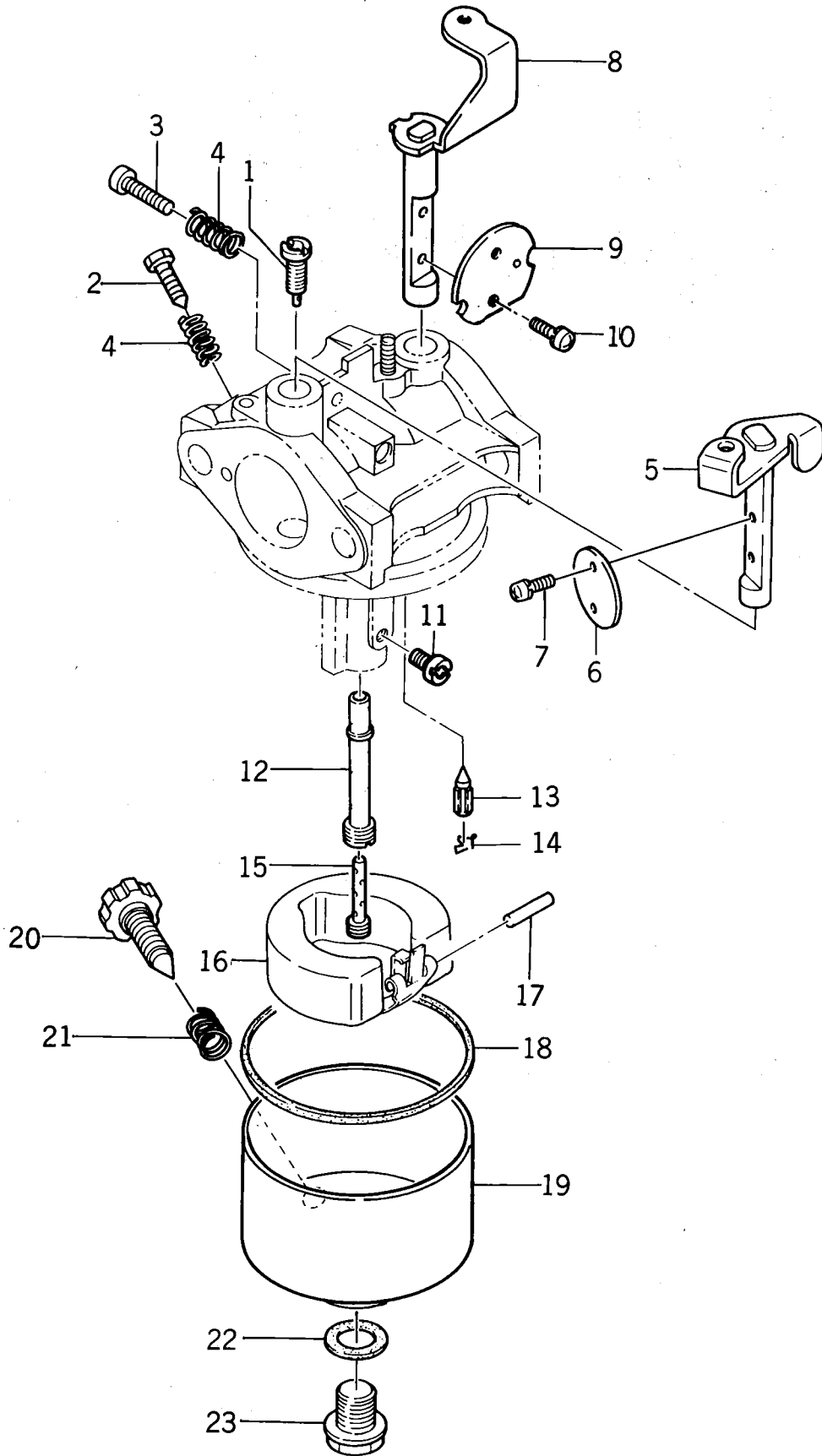
AIR FILTER
Filtre a air



Ref. No. Réf. No.	Part No. Pièces No.	Description Désignation	Q'ty Quant.	Remarks Remarques
	5110-102-325-XX	AIR FILTER ASSY Filtre a air	1	11010-2325
A-1- 1	5110-122-221-XX	•COVER, AIR FILTER Capot	1	11012-2221
A-1- 2	5155-041-313-AX	•ELEMENT Element	1	315504-1313A
A-1- 3	5490-642-064-XX	•ELEMENT Element	1	49064-2064
A-1- 4	5155-041-323-AX	••GASKET Joint	1	315504-1323A
A-1- 5	5320-992-103-XX	•CASE, AIR FILTER Botier	1	32099-2103
A-1- 6	5110-092-468-XX	••GASKET Joint	1	11009-2468

Fig. C-1

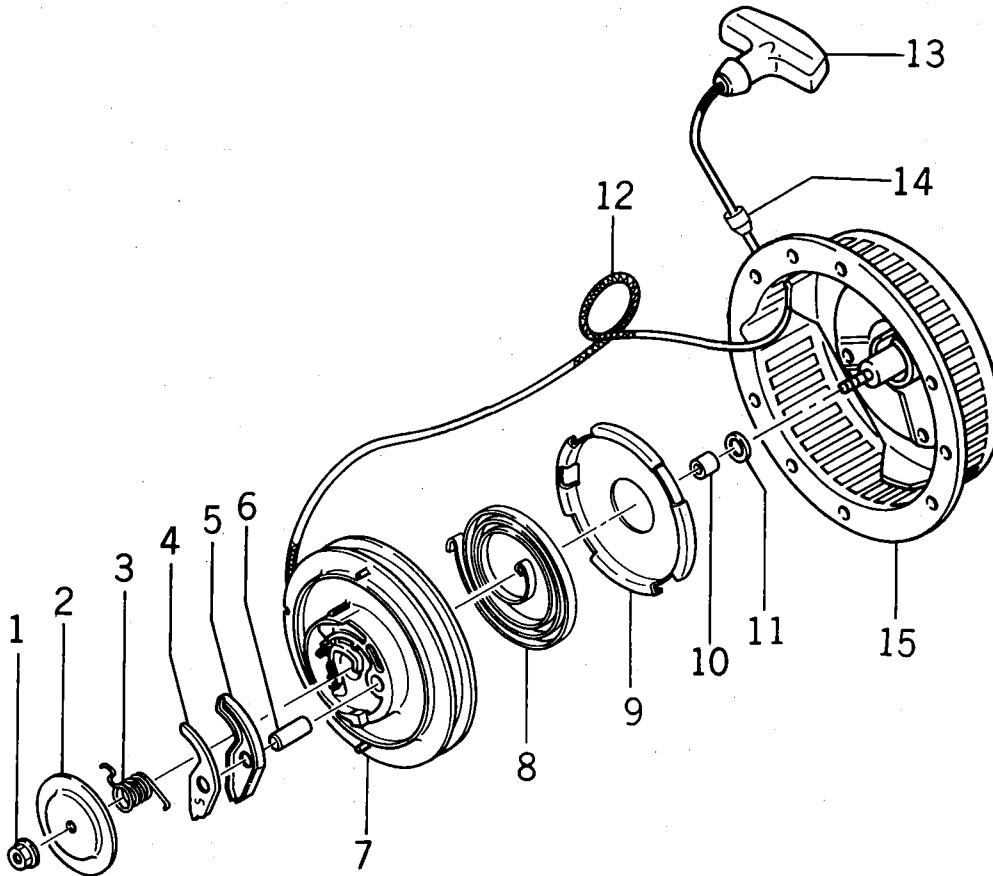
CARBURETOR
Carburateur



Ref. No. Réf. No.	Part No. Pièces No.	Description Désignation	Q'ty Quant.	Remarks Remarques
	5150-012-554-XX	CARBURETOR ASSY Ensemble carburateur	1	15001-2554
C-1- 1	5136-506-112-00	•JET, PILOT/#45 Gicleur	1	313650-6112-00
C-1- 2	5164-706-114-00	•SCREW, PILOT Vis	1	316470-6114-00
C-1- 3	5214-B04-12A-XX	•SCREW/M4x12 Vis	1	214B0412A
C-1- 4	5127-506-116-00	•SPRING Ressort	2	312750-6116-00
C-1- 5	5156-226-139-AX	•SHAFT, THROTTLE Arbre	1	315622-6139A
C-1- 6	5156-226-101-AX	•VALVE, THROTTLE/#170 Boisseau	1	315622-6101A
C-1- 7	5143-106-137-AX	•SCREW Vis	2	314310-6137A
C-1- 8	5160-412-140-XX	•SHAFT, CHOKE Arbre	1	16041-2140
C-1- 9	5161-262-131-XX	•VALVE, CHOKE Soupape	1	16126-2131
C-1-10	5136-506-134-00	•SCREW Vis	2	313650-6134-00
C-1-11	5156-256-132-AX	•JET, MAIN/#83.8 Gicleur	1	315625-6132A
C-1-12	5156-216-129-AX	•NOZZLE, MAIN/#5F Gicleur	1	315621-6129A
C-1-13	5145-956-122-AX	•VALVE, NEEDLE Pointeau	1	314595-6122A
C-1-14	5156-016-134-AX	•CLIP Clip	1	315601-6134A
C-1-15	5136-506-106-00	•PIPE, BREED Diffuseur	1	313650-6106-00
C-1-16	5145-956-126-AX	•FLOAT Flotteur	1	314595-6126A
C-1-17	5144-996-127-AX	•PIN, FLOAT Axe	1	314499-6127A
C-1-18	5145-986-128-AX	•GASKET Joint	1	314598-6128A
C-1-19	5160-202-077-XX	•CHAMBER, FLOAT Chambre du flotteur	1	16020-2077
C-1-20	5158-226-133-AX	•SCREW, DRAIN Bouchon de vidange	1	315822-6133A
C-1-21	5131-226-116-00	•SPRING Ressort	1	313122-6116-00
C-1-22	5144-996-159-AX	•GASKET Joint	1	314499-6159A
C-1-23	5145-966-143-AX	•BOLT Vis	1	314596-6143A

Fig. R-1

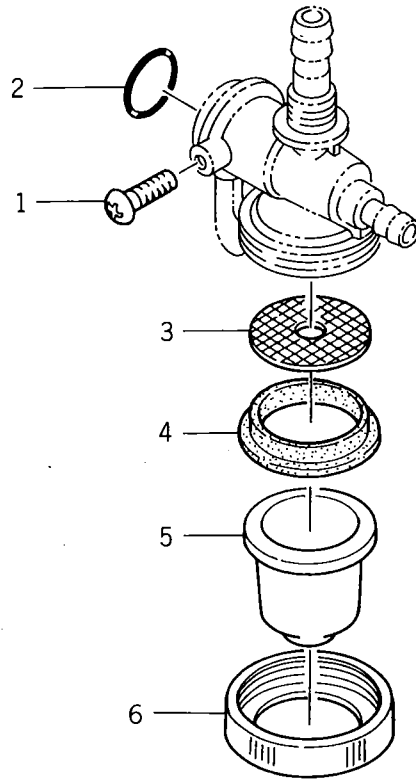
RECOIL STARTER
Lanceur



Ref. No. Réf. No.	Part No. Pièces No.	Description Désignation	Q'ty Quant.	Remarks Remarques
	5490-882-302-ZM	RECOIL STARTER ASSY Ensemble lanceur	1	49088-2302-ZM
R-1- 1	5156-013-443-AX	•NUT Eccrou	1	315601-3443A
R-1- 2	5156-013-449-AX	•COVER, RETAINER Disque d'encliquetage	1	315601-3449A
R-1- 3	5156-013-446-AX	•SPRING Ressort	1	315601-3446A
R-1- 4	5156-013-445-AX	•PAWL, RECOIL Cliquet	1	315601-3445A
R-1- 5	5156-013-463-AX	•PAWL, RECOIL Cliquet	1	315601-3463A
R-1- 6	5156-013-473-AX	•PIN, PAWL Axe, cliquet	1	315601-3473A
R-1- 7	5156-013-441-AX	•REEL, RECOIL Bobine de renvidage	1	315601-3441A
R-1- 8	5156-013-452-AX	•SPRING, RECOIL Ressort spirale	1	315601-3452A
R-1- 9	5156-013-464-AX	•COVER, SPRING Couvercle	1	315601-3464A
R-1-10	5156-013-458-AX	•WASHER Rondelle	1	315601-3458A
R-1-11	5156-013-442-AX	•WASHER, THRUST Rondelle	1	315601-3442A
R-1-12	5591-062-090-XX	•ROPE/5x2400 Cordon	1	59106-2090
R-1-13	5136-013-454-BX	•HANDLE, RECOIL STARTER Poignée	1	313601-3454B
R-1-14	5153-533-455-00	•DAMPER Caoutchouc	1	315353-3455-00
R-1-15	5320-992-127-ZM	•CASE, RECOIL Boîtier, ensemble	1	32099-2127-ZM

Fig. T-1

TAP
Robinet



Ref. No. Réf. No.	Part No. Pièces No.	Description Désignation	Q'ty Quant.	Remarks Remarques
	5510-232-097-XX	TAP ASSY Ensemble robinet	1	51023-2097
T-1- 1	5136-506-517-00	•SCREW Vis	1	313650-6517-00
T-1- 2	5136-506-512-00	•O-RING Joint torique	1	313650-6512-00
T-1- 3	5136-506-519-00	•STRAINER, FILTER Filtre	1	313650-6519-00
T-1- 4	5136-506-518-02	•GASKET Joint	1	313650-6518-02
T-1- 5	5510-362-063-XX	•CUP, FUEL TAP Cuve	1	51036-2063
T-1- 6	5136-506-522-00	•NUT, RING Bague filetée	1	313650-6522-00

(

(

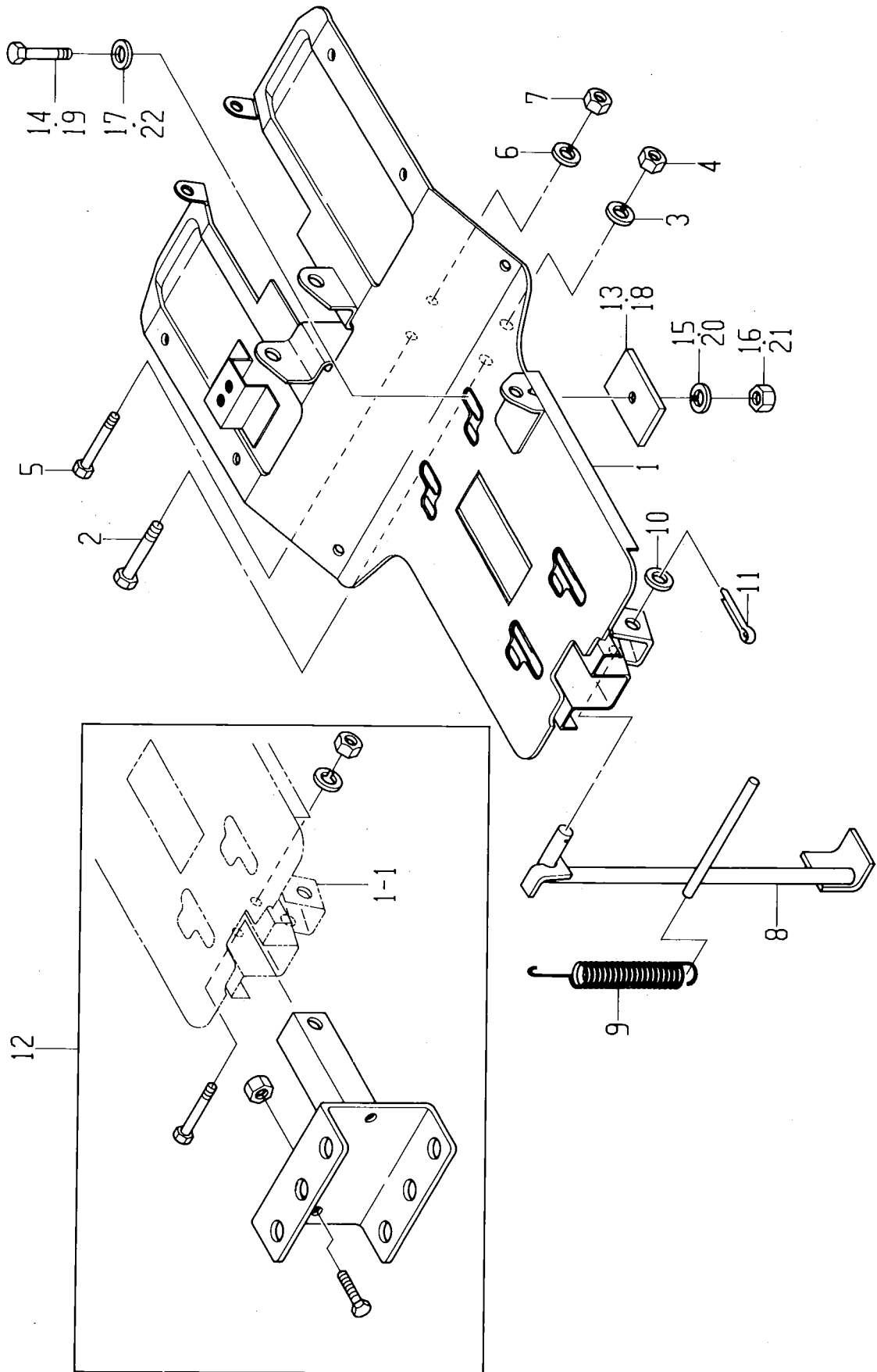
CHASSIS

CONTENTS

A300F , A400F , A500F

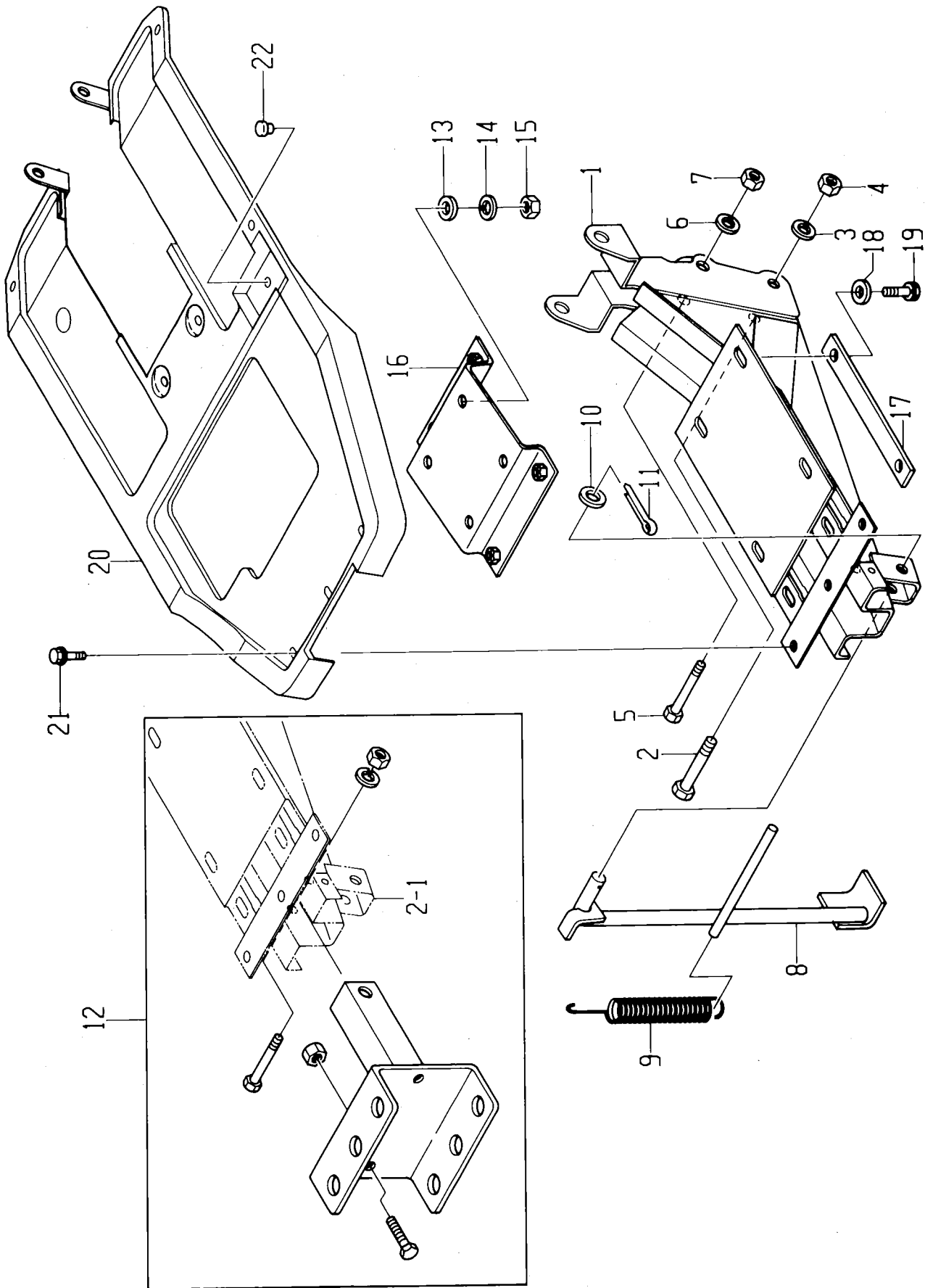
		PAGE
Fig. 1	FRONT FRAME(For A300F-E40,E20,A400F,A500F) Longeron (A300F-E40,E20,A400F,A500F)	1
Fig. 2	FRONT FRAME(For A300F-2E40) Longeron (A300F-2E40)	3
Fig. 3	BELT DRIVE Systeme d'entrainement	5
Fig. 4	TRANSMISSION GEAR CASE Boiter de reducteur	7
Fig. 5	TRANSMISSION GEAR(For A300F) Reducteur (A300F)	9
Fig. 6	TRANSMISSION GEAR(For A400F,A500F) Reducteur (A400F,A500F)	11
Fig. 7	SHIFTER Fourchette	13
Fig. 8	WHEEL PIPE Rone de conduit	15
Fig. 9	HANDLE FRAME Mancheron	17
Fig. 10	CONTROL SYSTEM Commandes	21
Fig. 11	SHIFT LEVER Poigne d'embrayage	24
Fig. 12	BONNET and FUEL TANK(For A300F-E40,E20) Reservoir ei capot (A300F-E40,E20)	25
Fig. 13	BONNET and FUEL TANK(For A300F-2E40) Reservoir ei capot (A300F-2E40)	27
Fig. 14	BONNET and FUEL TANK(For B400F,A500F) Reservoir ei capot (A400F,A500F)	29
Fig. 15	BELT COVER Carter de courroies	31
Fig. 16	MARKS(ENGLISH) Etiquettes	35
	DETAIL FOR Fig16 Detail Fig16	37
Fig. 17	MARKS(GERMAN)..... Etiquettes	39
	DETAIL FOR Fig17 Detail Fig17	41
Fig. 18	TOOLS Outils	42
Fig. 19	REAR HITCH Attelage arriere	43

Fig. 1 FRONT FRAME (For A300F-E40, E20, A400F, A500F)
 Longeron (A300F-E40, E20, A400F, A500F)



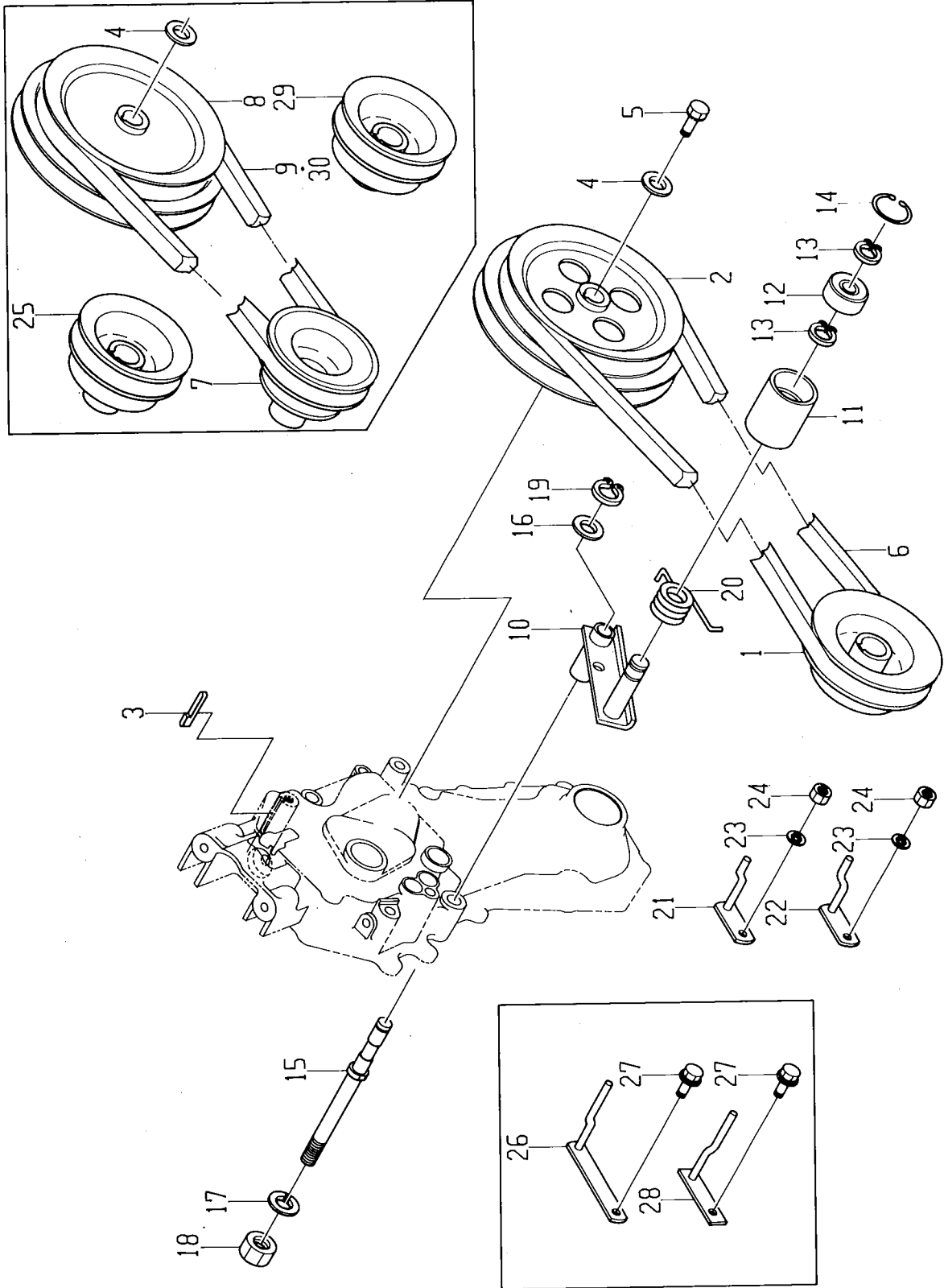
Ref No. Réf. No.	Parts No. Pièces No.	Description Désignation	Q'ty Quant.	Model						Remarks Remarques	
				300F		400F		500F			
				E 4 0	2 E 4 0	E 2 0	E 4 0	E 2 0	E 4 0		E 2 0
1-1	1396-101-220-00	FRAM, F Longeron	1	0		0	0	0	0	0	
1-2	V201-261-005-50	BOLT/M10x55 Vis	1	0		0	0	0	0	0	
1-3	V401-160-010-00	WASHER, SP/M10 Rondelle frein	1	0		0	0	0	0	0	
1-4	V300-260-010-00	NUT/M10 Erou	1	0		0	0	0	0	0	
1-5	V201-260-805-50	BOLT/M8x55 Vis	1	0		0	0	0	0	0	
1-6	V401-160-008-00	WASHER, SP/M8 Rondelle frein	1	0		0	0	0	0	0	
1-7	V300-260-008-00	NUT/M8 Erou	1	0		0	0	0	0	0	
1-8	1396-106-210-00	STAND Bequille	1	0		0	0	0	0	0	
1-9	1352-106-002-00	SPRING, STAND Ressort	1	0		0	0	0	0	0	
1-10	V411-260-012-00	WASHER/M12 Rondelle	1	0		0	0	0	0	0	
1-11	V500-162-502-00	PIN, SPLIT/25x20 Goupille fendue	1	0		0	0	0	0	0	
1-12	1396-111-200-00	HITCH, F SET Attelage ant	1	0		0	0	0	0	0	
1-13	1396-121-001-00	PLATE Plaque	4	0		0	0	0			
1-14	V201-260-804-00	BOLT/M8x40 Vis	4	0		0	0	0			
1-15	V401-160-008-00	WASHER, SP/M8 Rondelle frein	4	0		0	0	0			
1-16	V300-260-008-00	NUT/M8 Erou	4	0		0	0	0			
1-17	V411-260-008-00	WASHER/M8 Rondelle	4	0		0	0	0			
1-18	1397-121-001-10	PLATE Plaque	4						0	0	
1-19	V201-261-004-50	BOLT/M10x45 Vis	4						0	0	
1-20	V401-160-010-00	WASHER, SP/M10 Rondelle frein	4						0	0	
1-21	V300-260-010-00	NUT/M10 Erou	4						0	0	
1-22	V411-260-010-00	WASHER/M10 Rondelle	4						0	0	

Fig. 2 FRONT FRAME(For A300F-2E40)
Longeron (A300F-2E40)



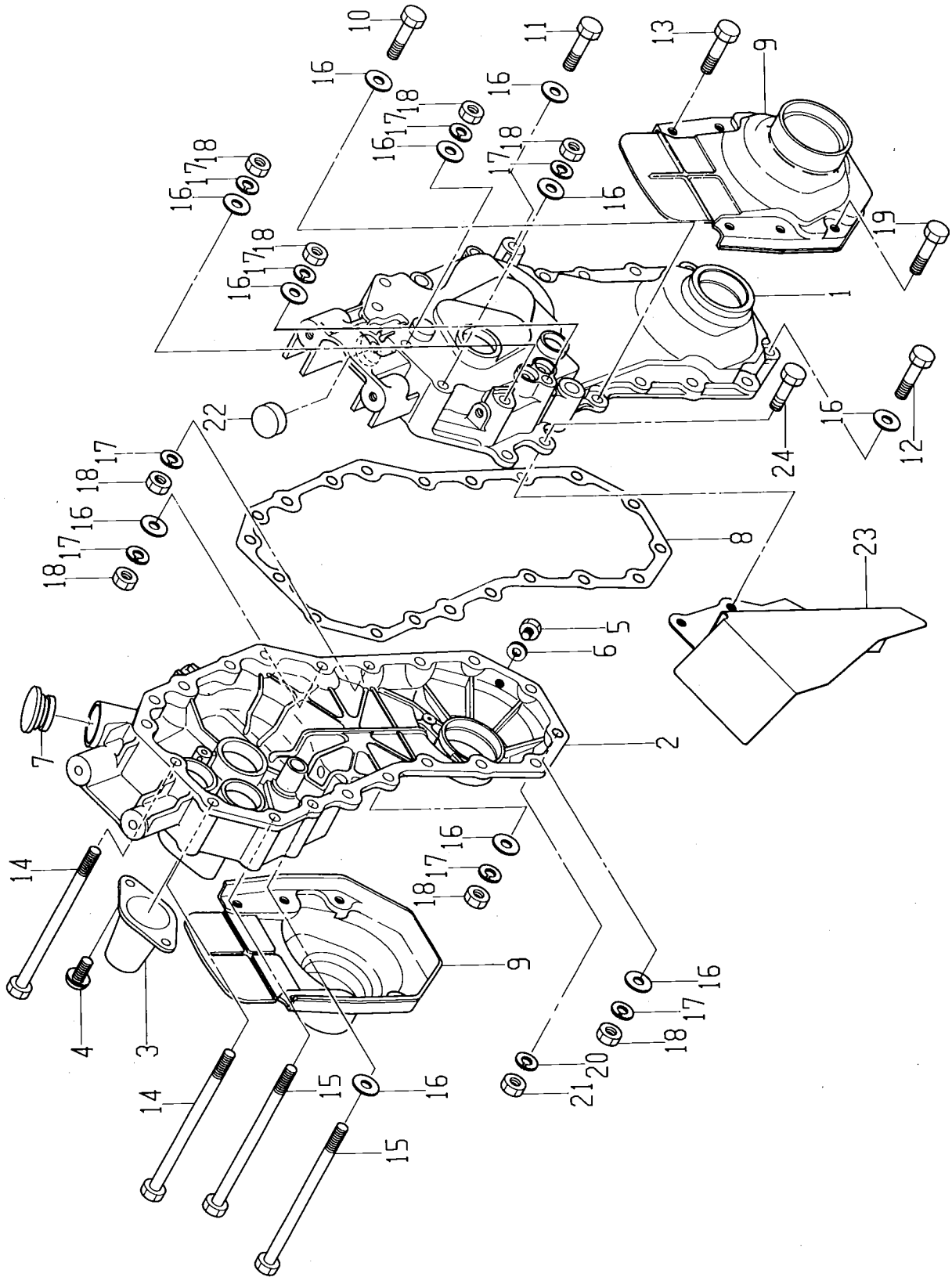
Ref No.	Parts No.	Description	Q'ty	Model						Remarks	
				300F		400F		500F			
				E 4 0	2 E 4 0	E 2 0	E 4 0	E 2 0	E 4 0		E 2 0
Réf. No.	Pièces No.	Désignation	Quant.							Remarques	
2- 1	1398-101-210-00	FRAM, F Longeron	1		0						
2- 2	V201-261-005-50	BOLT/M10×55 Vis	1		0						
2- 3	V401-160-010-00	WASHER, SP/M10 Rondelle frein	1		0						
2- 4	V300-260-010-00	NUT/M10 Ecrrou	1		0						
2- 5	V201-260-805-00	BOLT/M8×50 Vis	1		0						
2- 6	V401-160-008-00	WASHER, SP/M8 Rondelle frein	1		0						
2- 7	V300-260-008-00	NUT/M8 Ecrrou	1		0						
2- 8	1396-106-210-00	STAND Bequille	1		0						
2- 9	1352-106-002-00	SPRING, STAND Ressort	1		0						
2-10	V411-260-012-00	WASHER/M12 Rondelle	1		0						
2-11	V500-162-502-00	PIN, SPLIT/25×20 Goupille fendue	1		0						
2-12	1396-111-200-00	HITCH, F SET Attelage ant	1		0						
2-13	V411-260-008-00	WASHER/M8 Rondelle frein	4		0						
2-14	V401-160-008-00	WASHER, SP/M8 Rondelle frein	4		0						
2-15	V300-260-008-00	NUT/M8 Ecrrou	4		3						
2-16	1398-121-230-00	BASE, ENGINE Cuvette de	1		0						
2-17	1398-121-001-00	PLATE, 1/19×159 Plaque	2		0						
2-18	V411-260-008-00	WASHER/M8 Rondelle	2		0						
2-19	V211-260-802-50	BOLT, SEMS/M8×25 Vis	4		0						
2-20	1398-616-200-00	FENDER Garde-boue	1		0						
2-21	V210-360-601-60	BOLT, W SEMS/M6×16 Vis	2		0						
2-22	1366-726-006-00	CAP/8 Embout	1		0						

Fig. 3 BELT DRIVE
Systeme d'entrainement



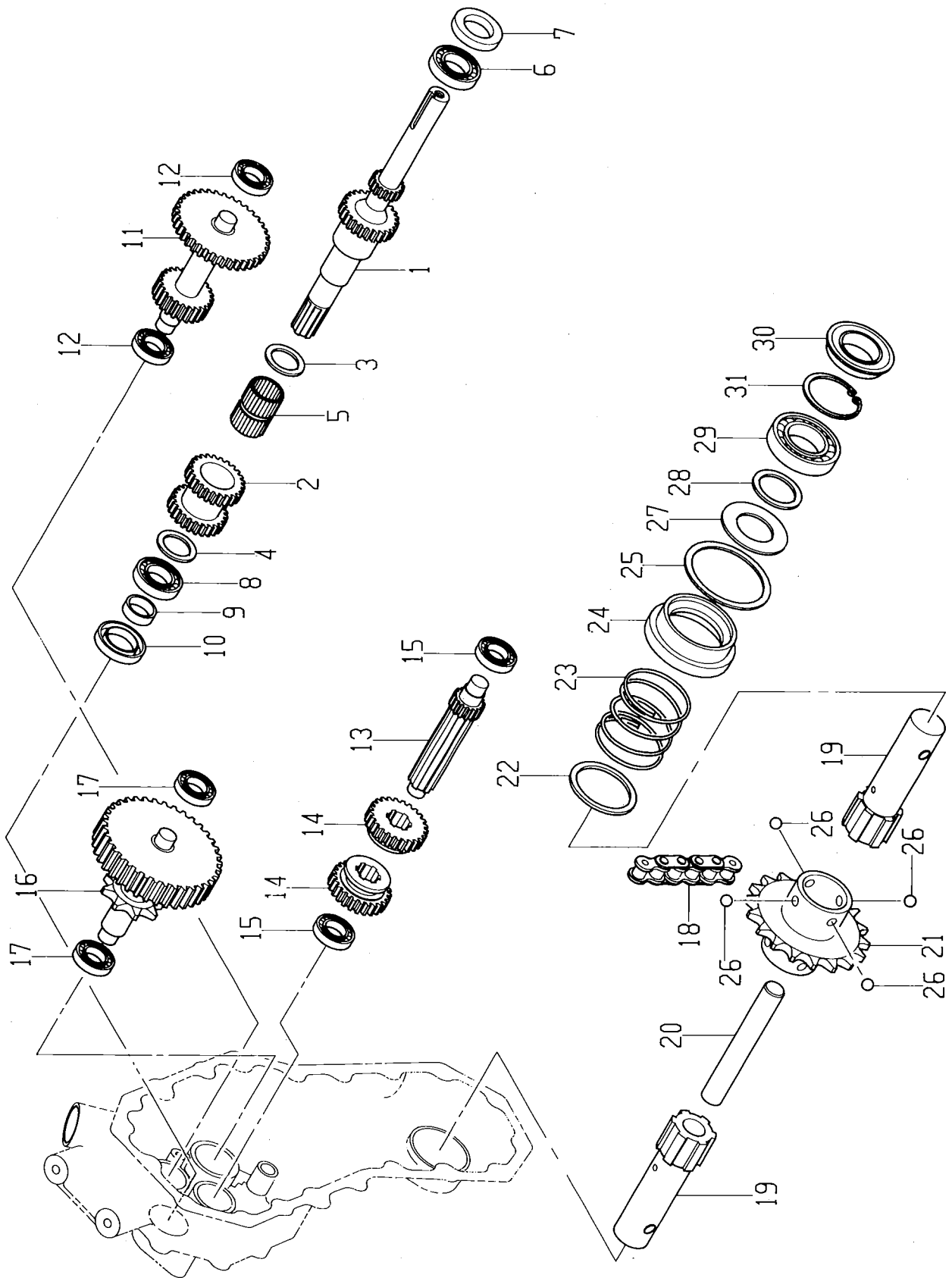
Ref No.	Parts No.	Description	Q'ty	Model						Remarks		
				300F		400F		500F				
				E 4 0	2 E 4 0	E 2 0	E 4 0	E 2 0	E 4 0		E 2 0	
Réf. No.	Pièces No.	Désignation	Quant.								Remarques	
3- 1	1398-201-001-00	PULLEY/V2 B099 B070 Poulie	1	0		0						
3- 2	1398-201-200-00	PULLEY/V2 B170 B145 Poulie	1	0		0						
3- 3	1329-201-003-00	KEY, PULLEY Clavette	1	0	0	0	0	0	0	0	0	
3- 4	1324-205-002-00	WASHER Rondelle	1	0	0	0	0	0	0	0	0	
3- 5	V211-260-802-00	BOLT, SEMS/M8×20 Vis	1	0	0	0	0	0	0	0	0	
3- 6	V817-200-038-00	V-BELT/SB38, Courroie trapezoidale	1	0		0	0	0				
3- 7	1398-201-003-00	PULLEY/V2 B063 B087 Poulie	1		0							
3- 8	1396-201-210-00	PULLEY/V2 B170 B151 Poulie	1		0		0	0	0	0	0	
3- 9	V817-200-036-00	V-BELT/SB36, Courrois trapezoidale	1		0							
3-10	1398-202-200-00	ARM, TENSION Tirant	1	0	0	0	0	0	0	0	0	
3-11	1398-202-001-00	PULLEY/41×50 Poulie	1	0	0	0	0	0	0	0	0	
3-12	V600-150-620-20	BEARING, RB/6202SS Roulement	1	0	0	0	0	0	0	0	0	
3-13	V704-140-015-00	RING, SNAP/C15 Collet d'axe	2	0	0	0	0	0	0	0	0	
3-14	V705-140-035-00	RING, SNAP/C35 Collet d'axe	1	0	0	0	0	0	0	0	0	
3-15	1396-202-001-00	BOLT, TENSION Vis	1	0	0	0	0	0	0	0	0	
3-16	V411-260-012-00	WASHER/M12 Rondelle	2	0	0	0	0	0	0	0	0	
3-17	V401-160-012-00	WASHER, SP/M12 Rondelle frein	1	0	0	0	0	0	0	0	0	
3-18	V300-260-012-00	NUT/M12 Erou	1	0	0	0	0	0	0	0	0	
3-19	V704-140-012-00	RING, SNAP/C12 Collet d'axe	1	0	0	0	0	0	0	0	0	
3-20	1381-202-002-00	SPRING, TORQUE/19 Ressort	1	0	0	0	0	0	0	0	0	
3-21	1398-204-200-20	STOPPER, BELT A Arret de courroie	1	0		0						
3-22	1398-204-210-20	STOPPER, BELT B Arret de courroie	1	0		0						
3-23	V401-160-006-00	WASHER, SP/M6 Rondelle frein	2	0		0						
3-24	V300-260-006-00	NUT/M6 Erou	2	0		0						
3-25	1396-201-002-00	PULLEY/V2 B070 B090 Poulie	1				0	0				
3-26	1396-203-210-00	STOPPER, BELT A Arret de courroie	1				0	0	0	0	0	
3-27	V211-360-801-60	BOLT, W SEMS/M8×16 Vis	2				0	0	0	0	0	
3-28	1396-203-220-10	STOPPER, BELT B Arret de courroie	1				0	0	0	0	0	
3-29	1397-201-004-00	PULLEY/V2 B070 B090 Poulie	1						0	0	0	
3-30	1397-201-002-00	BELT/VB038, Courroie trapezoidale	1						0	0	0	

Fig. 4 TRANSMISSION GEAR CASE
Boîtier de réducteur



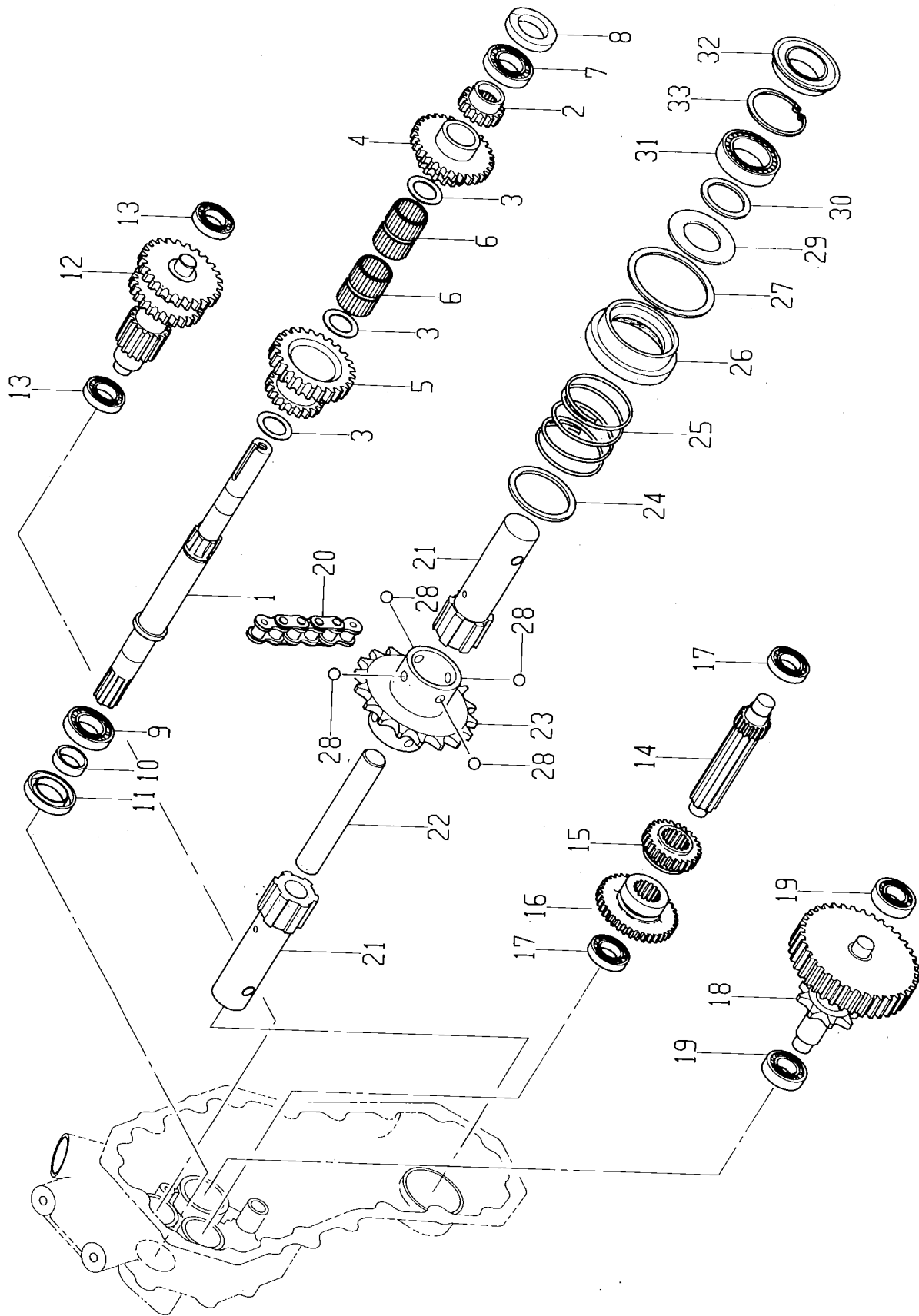
Ref No.	Parts No.	Description	Q'ty	Model						Remarks	
				300F		400F		500F			
				E 4 0	2 E 4 0	E 2 0	E 4 0	E 2 0	E 4 0		E 2 0
Réf. No.	Pièces No.	Désignation	Quant.							Remarques	
4- 1	1396-216-001-00	CASE, MAIN GEAR LH Coguille G	1	0	0	0	0	0	0	0	
4- 2	1396-216-002-00	CASE, MAIN GEAR RH Coguille G	1	0	0	0	0	0	0	0	
4- 3	1364-216-003-10	CAP, SHAFT/24×50 Embout	1	0	0	0	0	0	0	0	
4- 4	V120-166-001-20	SCREW, SEMS/M6×12 Vis	2	0	0	0	0	0	0	0	
4- 5	V200-260-801-20	BOLT/M8×12 Vis	2	0	0	0	0	0	0	0	
4- 6	1407-111-001-00	WASHER/8×12×2 Rondelle	2	0	0	0	0	0	0	0	
4- 7	7954-205-101-00	CAP, OIL/30 Embout	1	0	0	0	0	0	0	0	
4- 8	1396-216-003-00	GASKET Joint	1	0	0	0	0	0	0	0	
4- 9	1396-216-200-00	COVER, CASE Couvercle	1	0	0	0	0	0	0	0	
4-10	V201-260-802-50	BOLT/M8×25 Vis	1	0	0	0	0	0	0	0	
4-11	V201-260-803-00	BOLT/M8×30 Vis	1	0	0	0	0	0	0	0	
4-12	V201-260-804-00	BOLT/M8×40 Vis	2	0	0	0	0	0	0	0	
4-13	V201-260-804-50	BOLT/M8×45 Vis	2	0	0	0	0	0	0	0	
4-14	V201-260-813-00	BOLT/M8×130 Vis	4	0	0	0	0	0	0	0	
4-15	V201-260-814-00	BOLT/M8×140 Vis	2	0	0	0	0	0	0	0	
4-16	V411-260-008-00	WASHER/M8 Rondelle	15	0	0	0	0	0	0	0	
4-17	V401-160-008-00	WASHER, SP/M8 Rondelle frein	12	0	0	0	0	0	0	0	
4-18	V300-260-008-00	NUT/M8 Ecrou	12	0	0	0	0	0	0	0	
4-19	V201-261-004-50	BOLT/M10×45 Vis	2	0	0	0	0	0	0	0	
4-20	V401-160-010-00	WASHER, SP/M10 Rondelle frein	2	0	0	0	0	0	0	0	
4-21	V300-260-010-00	NUT/M10 Ecrou	2	0	0	0	0	0	0	0	
4-22	1398-216-005-00	CAP, SEAL/25×7 Embout	1	0	0	0	0	0	0	0	
4-23	1398-121-210-00	PLATE, GUARD Plaquette	1	0		0					
4-24	V211-260-802-00	BOLT, SEMS/M8×20 Vis	2	0		0					

Fig. 5 TRANSMISSION GEAR(For A300F)
Réducteur (A300F)



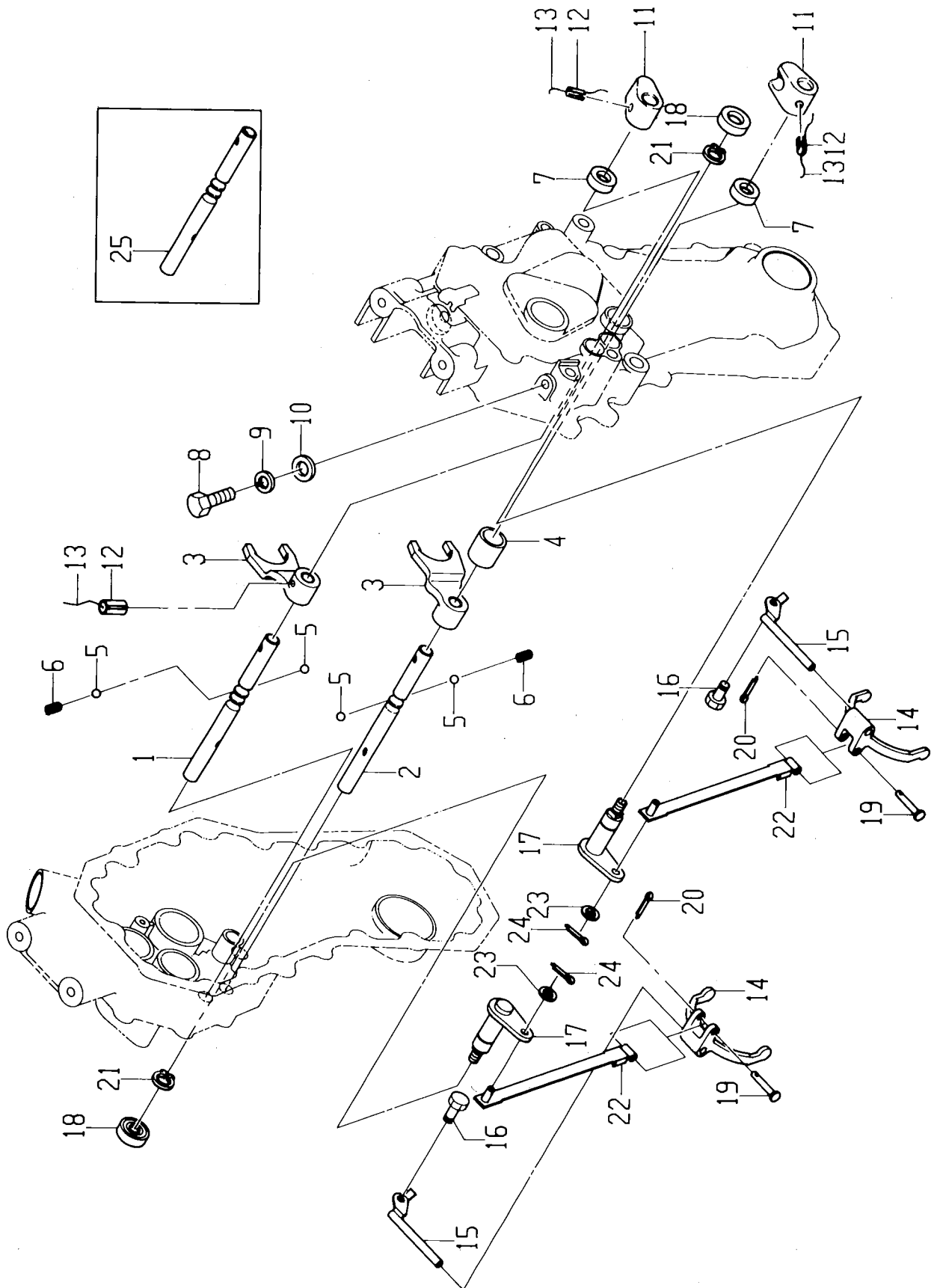
Ref No. Réf. No.	Parts No. Pièces No.	Description Désignation	Q'ty Quant.	Model						Remarks Remarques	
				300F		400F		500F			
				E 4 0	2 E 4 0	E 2 0	E 4 0	E 2 0	E 4 0		E 2 0
5- 1	1398-217-210-00	SHAFT, MAIN Arbre primaire	1	0	0	0					
5- 2	1398-217-001-00	GEAR, IDLE/29-27T Pignon	1	0	0	0					
5- 3	1398-217-002-00	COLLAR/25x34x01 Entretoise	1	0	0	0					
5- 4	1398-217-003-00	COLLAR/21x32x02 Entretoise	1	0	0	0					
5- 5	V654-424-283-40	BEARING, NR/KTW242834 Roulement	1	0	0	0					
5- 6	V600-110-620-30	BEARING, RB/6203 Roulement	1	0	0	0					
5- 7	V740-117-350-70	SEAL, OIL/SC17357 Bague de tanchéite	1	0	0	0					
5- 8	V600-110-620-40	BEARING, RB/6204 Roulement	1	0	0	0					
5- 9	1352-217-004-00	BUSH, SEAL/S1202513 Coussinet	1	0	0	0					
5-10	V740-125-400-80	SEAL, OIL/SC25408 Bague de tanchéite	1	0	0	0					
5-11	1398-218-200-00	SHAFT, COUNTER Arbre	1	0	0	0					
5-12	V600-110-620-20	BEARING, RB/6202 Roulement	2	0	0	0					
5-13	1396-219-001-00	SHAFT, CHANGE Axe	1	0	0	0					
5-14	1398-219-001-00	GEAR, CHANGE/26T Pignon	2	0	0	0					
5-15	V600-110-620-20	BEARING, RB/6202 Roulement	2	0	0	0					
5-16	1396-221-200-00	SHAFT, REDUCTION Arbre	1	0	0	0					
5-17	V600-110-630-20	BEARING, RB/6302 Roulement	2	0	0	0					
5-18	1396-221-001-00	CHAIN, ROLLAR Chaîne	1	0	0	0					
5-19	1396-224-011-00	SHAFT, WHEEL Fusée	2	0	0	0					
5-20	1384-225-006-00	PIN, WHEEL SHAFT Goupille	1	0	0	0					
5-21	1396-224-012-00	SPROCKET/19T Pignon de chaîne	1	0	0	0					
5-22	1396-224-004-00	COLLAR/49x60x01 Bague	2	0	0	0					
5-23	1396-224-005-00	SPRING/HC044 Ressor	2	0	0	0					
5-24	1396-224-006-00	METAL, SIDE CLUTCH Flasque	2	0	0	0					
5-25	1396-224-007-00	COLLAR/65x75x01 Bague	2	0	0	0					
5-26	V680-200-001-00	BALL, STEEL/5/16 Bille de Verrouillage	8	0	0	0					
5-27	1396-224-008-00	COLLAR/31x64x02 Bague	2	0	0	0					
5-28	1396-224-009-00	COLLAR/31x40x01 Bague	2	0	0	0					
5-29	V600-110-600-60	BEARING, RB/6006 Roulement	2	0	0	0					
5-30	1341-735-001-00	SEAL/QLF305519 Bague de tanchéite	2	0	0	0					
5-31	V705-140-055-00	RING, SNAP/C55 Collet daxe	2	0	0	0					

Fig. 6 TRANSMISSION GEAR (For A400F, A500F)
 Réducteur (A400F, A500F)



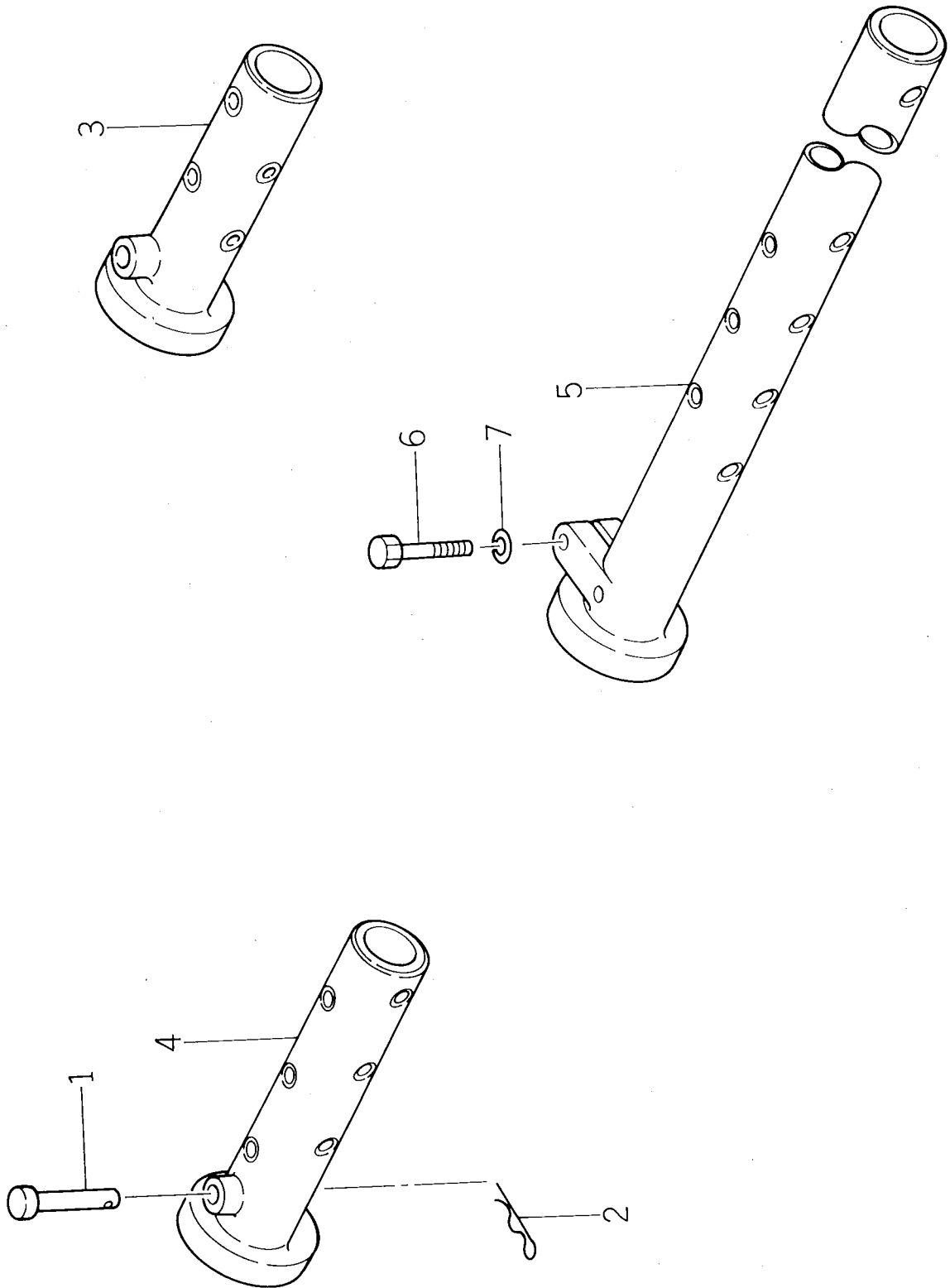
Ref No.	Parts No.	Description	Q'ty	Model						Remarks	
				300F			400F		500F		
				E 4 0	2 E 4 0	E 2 0	E 4 0	E 2 0	E 4 0		E 2 0
Réf. No.	Pièces No.	Désignation	Quant.							Remarques	
6-1	1396-217-005-00	SHAFT, MAIN Arbre primaire	1				0	0	0	0	
6-2	1396-217-006-00	GEAR/12T Pignon	1				0	0	0	0	
6-3	1365-224-002-00	WASHER Rondelle	3				0	0	0	0	
6-4	1396-217-007-00	GEAR/15-33T Pignon	1				0	0	0	0	
6-5	1396-217-008-00	GEAR/33-22T Pignon	1				0	0	0	0	
6-6	1396-217-009-00	BEARING, NR Roulement	2				0	0	0	0	
6-7	V600-110-620-30	BEARING RB/6203 Roulement	1				0	0	0	0	
6-8	V740-117-350-70	SEAL, OIL/SC17357 Bague de tanchéité	1				0	0	0	0	
6-9	V600-110-620-40	BEARING, RB/6204 Roulement	1				0	0	0	0	
6-10	1352-217-004-00	BUSH, SEAL Coussinet	1				0	0	0	0	
6-11	V740-125-400-80	SEAL, OIL/SC25408 Bague de tanchéité	1				0	0	0	0	
6-12	1396-218-003-00	SHAFT, COUNTER Arbre	1				0	0	0	0	
6-13	V600-110-620-20	BEARING, RB/6202 Roulement	2				0	0	0	0	
6-14	1396-219-001-00	SHAFT, CHANGE Axe	1				0	0	0	0	
6-15	1396-219-004-00	GEAR, CHANGE/22T Pignon	1				0	0	0	0	
6-16	1396-219-005-00	GEAR, CHANGE/33T Pignon	1				0	0	0	0	
6-17	V600-110-620-20	BEARING, RB/6202 Roulement	2				0	0	0	0	
6-18	1396-221-200-00	SHAFT, REDUCTION Axe de M. AR	1				0	0	0	0	
6-19	V600-110-630-20	BEARING, RB/6302 Roulement	2				0	0	0	0	
6-20	1396-221-001-00	CHAIN, ROLLAR chaîne	1				0	0	0	0	
6-21	1396-224-011-00	SHAFT, WHEEL Fusee	2				0	0	0	0	
6-22	1384-225-006-00	PIN, WHEEL SHAFT Goupille	1				0	0	0	0	
6-23	1396-224-012-00	SPROCKET/19T Pignon de chaîne	1				0	0	0	0	
6-24	1396-224-004-00	COLLAR/49x60x01 Entretoise	2				0	0	0	0	
6-25	1396-224-005-00	SPRING/HC044 Ressort	2				0	0	0	0	
6-26	1396-224-006-00	METAL, SIDE CLUTCH Plasque	2				0	0	0	0	
6-27	1396-224-007-00	COLLAR/65x75x01 Entretoise	2				0	0	0	0	
6-28	V680-200-001-00	BALL, STEEL/5/16 Bille de verrouillage	8				0	0	0	0	
6-29	1396-224-008-00	COLLAR/31x64x02 Entretoise	2				0	0	0	0	
6-30	1396-224-009-00	COLLAR/31x40x01 Entretoise	2				0	0	0	0	
6-31	V600-110-600-60	BEARING, RB/6006 Roulement	2				0	0	0	0	
6-32	1341-735-001-00	SEAL/OLF305519 Bague de tanchéité	2				0	0	0	0	
6-33	V705-140-055-00	RING, SNAP/C55 Collet d'axe	2				0	0	0	0	

Fig. 7 SHIFTER
Fourchette



Ref No. Réf. No.	Parts No. Pièces No.	Description Désignation	Q'ty Quant.	Model						Remarks Remarques	
				300F		400F		500F			
				E 4 0	2 E 4 0	E 2 0	E 4 0	E 2 0	E 4 0		E 2 0
7-1	1396-229-003-00	STAY, SHIFTER LOW Axe de fourchette	1	0	0	0	0	0	0	0	
7-2	1398-229-001-00	STAY, SHIFTER HI Axe de fourchette	1	0	0	0					
7-3	1396-229-004-00	SHIFTER Fourchette	2	0	0	0	0	0	0	0	
7-4	1398-229-002-00	TUBE/15 Bague	1	0	0	0					
7-5	V680-200-001-00	BALL, STEEL/5/16 Bille de verrouillage	4	0	0	0	0	0	0	0	
7-6	1302-225-003-00	SPRING, SHIFTER Ressort de verrouillage	2	0	0	0	0	0	0	0	
7-7	1396-229-001-00	SEAL, OIL/TC4 12228 Bague de tanchéite	2	0	0	0	0	0	0	0	
7-8	1396-229-002-00	BOLT/M10x30 Vis	1	0	0	0	0	0	0	0	
7-9	V401-160-010-00	WASHER, SP/M10 Rondelle	1	0	0	0	0	0	0	0	
7-10	V411-260-010-00	WASHER/M10 Rondelle	1	0	0	0	0	0	0	0	
7-11	1364-403-004-00	BOSS, CHANGE Moyen	2	0	0	0	0	0	0	0	
7-12	V580-140-402-00	PIN, SPRING/W 4x20 Goupille	4	0	0	0	0	0	0	0	
7-13	V590-131-008-00	WIRE/1.0x80 Fil	4	0	0	0	0	0	0	0	
7-14	1396-230-001-00	SHIFTER, SIDE CLUTCH Fourchette	2	0	0	0	0	0	0	0	
7-15	1396-230-200-00	PIN, SHIFTER Goupille	2	0	0	0	0	0	0	0	
7-16	V200-260-601-00	BOLT/M6x10 Vis	2	0	0	0	0	0	0	0	
7-17	1396-230-210-00	ARM, SIDE CLUTCH Sélecteur	2	0	0	0	0	0	0	0	
7-18	V740-114-250-70	SEAL, OIL/SC14257 Bague de tanchéite	2	0	0	0	0	0	0	0	
7-19	1359-403-003-00	PIN/6x26 Goupille	2	0	0	0	0	0	0	0	
7-20	V500-162-001-00	PIN, SPLIT/2x10 Goupille fendue	2	0	0	0	0	0	0	0	
7-21	V704-140-014-00	RING, SNAP/C14 Collet d'axe	2	0	0	0	0	0	0	0	
7-22	1396-230-220-00	ROD, SIDE CLUTCH Doigt	2	0	0	0	0	0	0	0	
7-23	V411-260-006-00	WASHER/M6 Rondelle	2	0	0	0	0	0	0	0	
7-24	V500-162-001-50	PIN, SPLIT/2x15 Goupille fendue	2	0	0	0	0	0	0	0	
7-25	1396-229-005-00	STAY, SHIFTER HI Axe de fourchette	1				0	0	0	0	

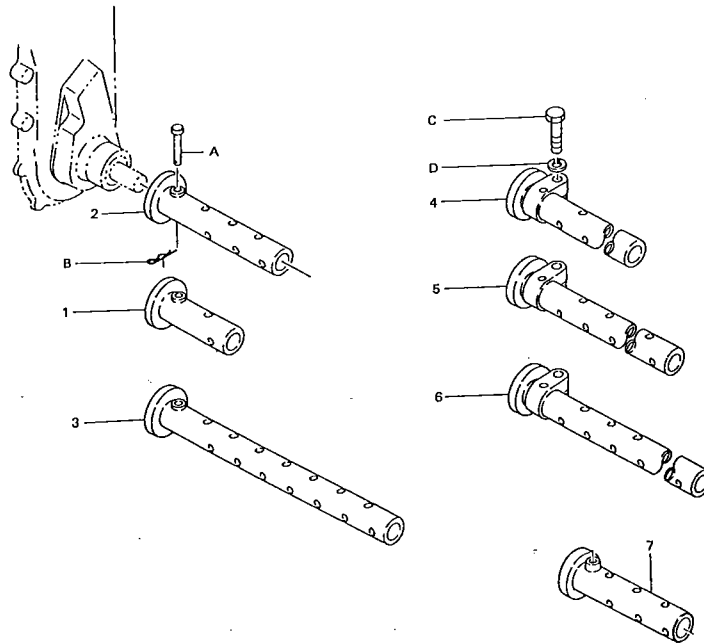
Fig. 8 WHEEL PIPE
Rone de conduit



Ref No.	Parts No.	Description	Q'ty	Model								Remarks
				300F			400F		500F			
				E40	2E40	E20	E40	E20	E40	E20		
Réf. No.	Pièces No.	Désignation	Quant.								Remarques	
8-1	1310-241-003-00	PIN, WHEEL PIPE A Goupille	4	0	0	0	0	0	0	0		
8-2	1305-241-001-00	PIN, HAIR Attache beta	4	0	0	0	0	0	0	0		
8-3	1364-241-100-00	PIPE, WHEEL Conduit	2	★	★	0	★	★	★	★		
8-4	1329-241-400-00	PIPE, WHEEL/4 Conduit	2	★	★	0	★	★	★	★		
8-5	1331-253-300-00	PIPE, WHEEL/430 Conduit	2	★	★	0	★	★	★	★		
8-6	V201-261-205-00	BOLT/M12x50 Vis	2	★	★	0	★	★	★	★		
8-7	V401-160-012-00	WASHER, SP/M12 Rondelle	2	★	★	0	★	★	★	★		

mesure
↓

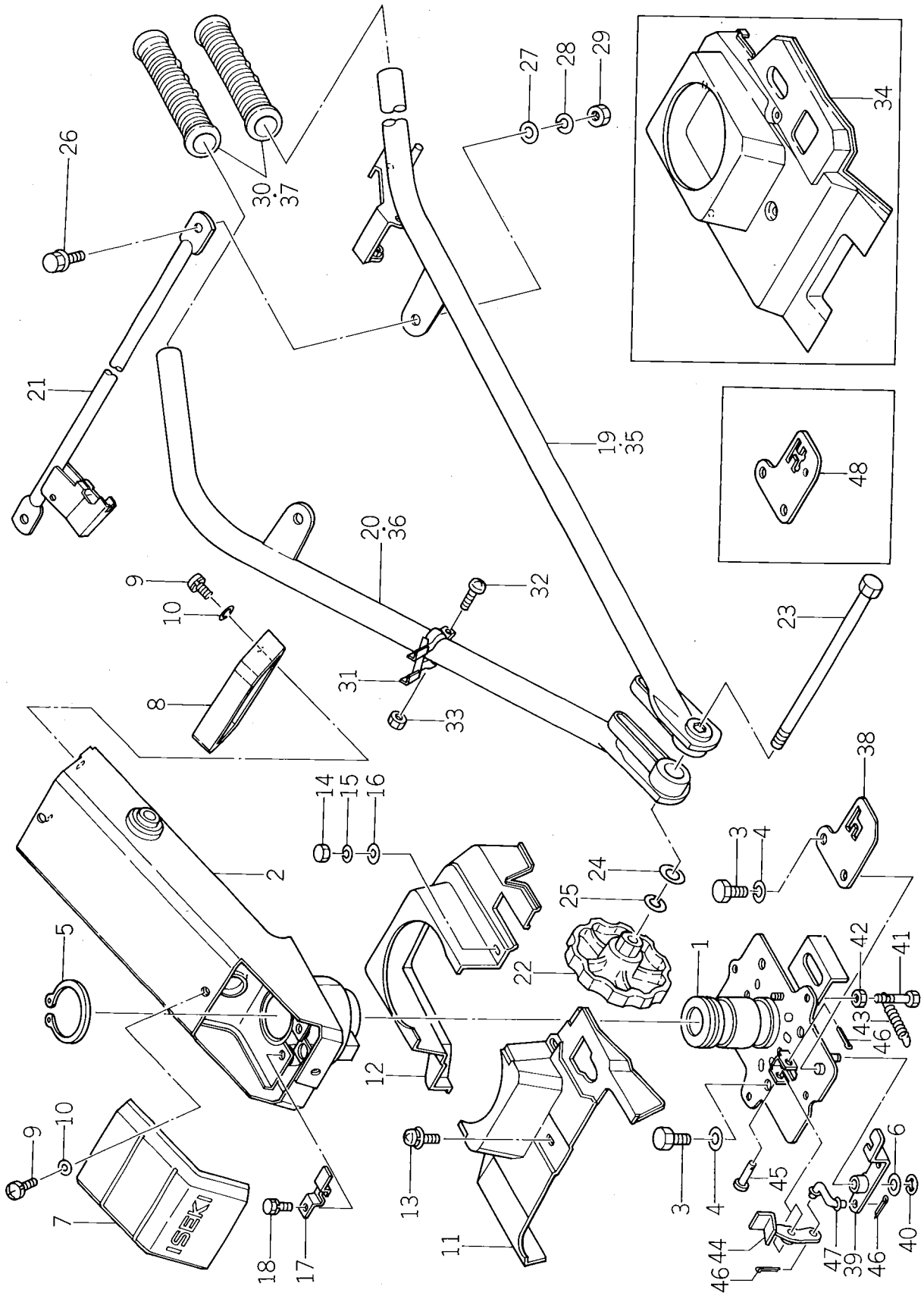
WHEEL PIPE



Ref. No.	Code No.	Model	Required set parts	Related parts
1	1329-241-3000-0	2-set hole	A, B	Tires or axle rotors
2	1329-241-4000-0	4-set hole	A, B	
3	1329-241-5000-0	6-set hole	A, B	
4	1331-253-1000-0	230	A, B, C, D	
5	1331-253-2000-0	330	A, B, C, D	
6	1331-253-3000-0	430	A, B, C, D	
7	1364-251-1000-0		A, B	

- A : 1310 241-0030-0 Headed pin
- B : 1305-241-0010-0 Hair pin
- C : V20126-120500 Bolt (x112 x 50)
- D : V40116-001200 Spring washer (M12)

Fig. 9 HANDLE FRAME
Mancheron



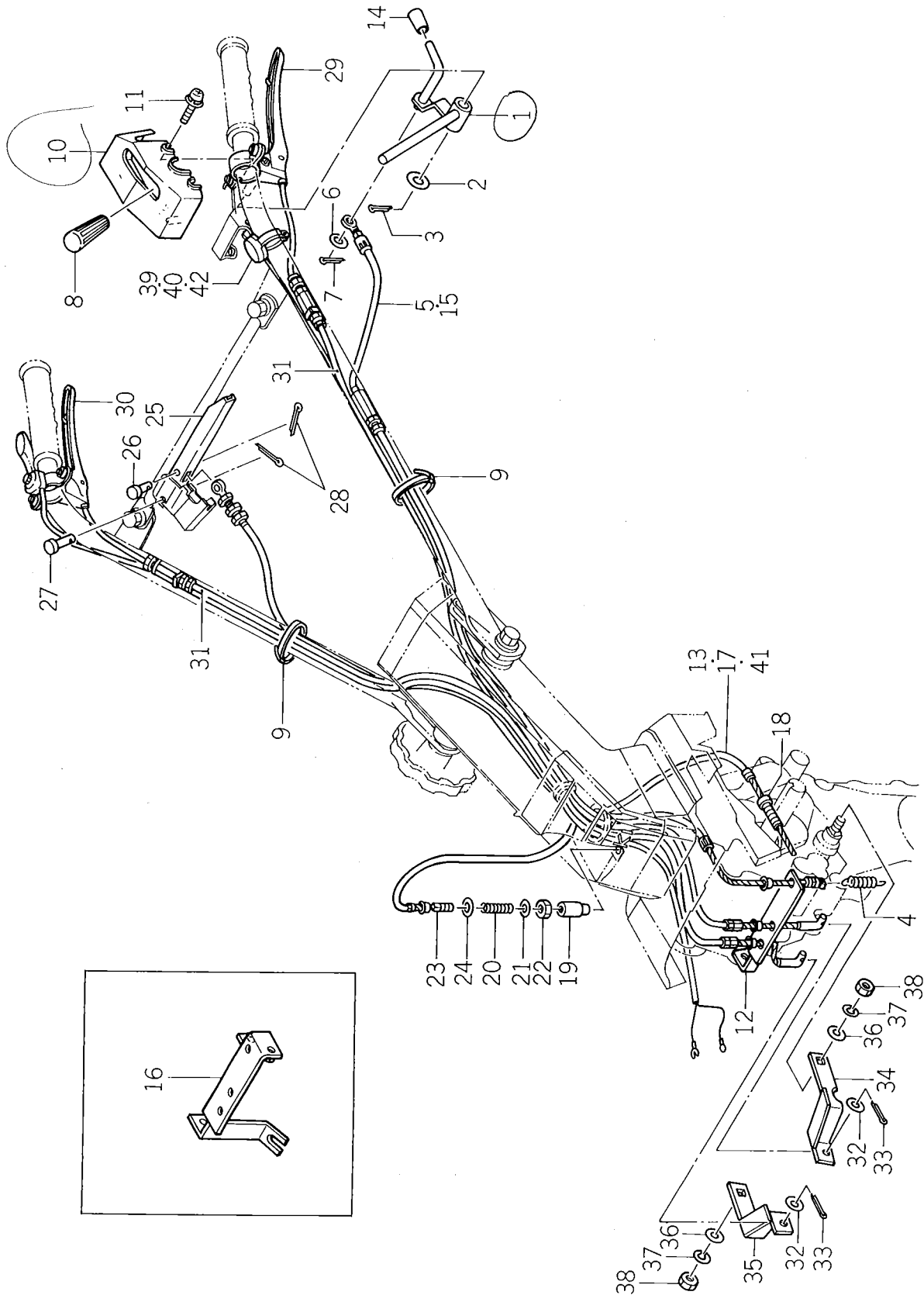
Ref No. Réf. No.	Parts No. Pièces No.	Description Désignation	Q'ty Quant.	Model						Remarks Remarques	
				300F		400F		500F			
				E 4 0	2 E 4 0	E 2 0	E 4 0	E 2 0	E 4 0		E 2 0
9-1	1396-301-230-10	BRACKET, HANDLE Support	1	0	0	0	0	0	0	0	
9-2	1396-301-240-00	FRAME Age	1	0	0	0	0	0	0	0	
9-3	V201-261-002-50	BOLT/M10×25 Vis	4	0	0	0	0	0	0	0	
9-4	V401-160-010-00	WASHER, SP/M10 Rondelle frein	4	0	0	0	0	0	0	0	
9-5	V704-140-045-00	RING, SNAP/C46 Collet d'axe	1	0	0	0	0	0	0	0	
9-6	V411-260-010-00	WASHER/M10 Rondelle	1	0	0	0	0	0	0	0	
9-7	1396-301-001-00	COVER, FRAME A Couverde	1	0	0	0	0	0	0	0	
9-8	1396-301-002-00	COVER, FRAME B Couverde	1	0	0	0	0	0	0	0	
9-9	VI20-265-001-20	SCREW, SEMS/M5×12 Vis	4	0	0	0	0	0	0	0	
9-10	V411-160-005-00	WASHER/M5 Rondelle	4	0	0	0	0	0	0	0	
9-11	1396-301-007-00	COVER, HANDLE A Couverde	1	0		0	0	0	0	0	
9-12	1396-301-008-00	COVER, HANDLE B Couverde	1	0		0	0	0	0	0	
9-13	VI20-366-001-60	SCREW, W SEMS/M6×16 Vis	2	0	0	0	0	0	0	0	
9-14	V340-160-006-00	NUT, CAP/M6 Erou	1	0	0	0	0	0	0	0	
9-15	V401-160-006-00	WASHER, SP/M6 Rondelle frein	1	0	0	0	0	0	0	0	
9-16	V411-260-006-00	WASHER/M6 Rondelle	1	0	0	0	0	0	0	0	
9-17	1396-301-006-00	STOPPER, WIRE Garde	1	0	0	0	0	0	0	0	
9-18	V210-260-601-60	BOLT, SEMS/M6×16 Vis	2	0	0	0	0	0	0	0	
9-19	1396-311-220-10	HANDLE, LH Mancheron	1	0		0	0	0	0	0	
9-20	1396-311-230-00	HANDLE, RH Mancheron	1	0		0	0	0	0	0	
9-21	1396-311-240-00	TUBE, CONNECTING Conduit	1	0	0	0	0	0	0	0	
9-22	1364-311-200-00	KNOB, SET Permeteur	1	0	0	0	0	0	0	0	
9-23	V201-461-018-00	BOLT/M10×180 9T Vis	1	0	0	0	0	0	0	0	
9-24	V411-260-010-00	WASHER/M10 Rondelle	1	0	0	0	0	0	0	0	
9-25	V401-160-010-00	WASHER, SP/M10 Rondelle frein	1	0	0	0	0	0	0	0	
9-26	V211-160-802-00	BOLT, SEMS/M8×20 Vis	2	0	0	0	0	0	0	0	
9-27	V411-260-008-00	WASHER/M8 Rondelle	2	0	0	0	0	0	0	0	
9-28	V401-160-008-00	WASHER, SP/M8 Rondelle frein	2	0	0	0	0	0	0	0	
9-29	V300-260-008-00	NUT/M8 Erou	2	0	0	0	0	0	0	0	
9-30	2100-401-001-00	GRIP, HANDLE Poignée	2	0		0	0	0	0	0	
9-31	1372-121-215-00	HOOK, WIRE Plaque	1	0		0	0	0	0	0	
9-32	VI11-165-002-50	SCREW/M5×25 Vis	1	0		0	0	0	0	0	
9-33	V300-260-005-00	NUT/M5 Erou	1	0		0	0	0	0	0	
9-34	1398-301-001-00	COVER, HANDLE Couvercle	1		0						
9-35	1398-311-210-10	HANDLE, LH Mancheron	1		0						
9-36	1398-311-220-00	HANDLE, RH Mancheron	1		0						

Ref No.	Parts No.	Description	Q'ty	Model						Remarks	
				300F		400F		500F			
				E 4 0	2 E 4 0	E 2 0	E 4 0	E 2 0	E 4 0		E 2 0
Réf. No.	Pièces No.	Désignation	Quant.							Remarques	
9-37	1102-311-001-00	GRIP, HANDLE Poignée	2		0						
9-38	1398-408-211-00	GUIDE, CHANGE Grille de vitesses	1	0	0	0					
9-39	1396-408-220-00	ARM, A Tirant	1	0	0	0	0	0	0	0	
9-40	V710-140-008-00	RING, SNAP/E8 Collet d'axe	1	0	0	0	0	0	0	0	
9-41	V200-160-604-00	BOLT/M6×40 Vis	1	0	0	0	0	0	0	0	
9-42	V300-260-006-00	NUT/M6 Erou	1	0	0	0	0	0	0	0	
9-43	1102-401-002-00	SPRING/HE050 Ressort	1	0	0	0	0	0	0	0	
9-44	1396-408-230-00	ARM, B Tirant	1	0	0	0	0	0	0	0	
9-45	1359-403-003-00	PIN/6×26 Goupille	1	0	0	0	0	0	0	0	
9-46	V500-162-001-00	PIN, SPLIT/2×10 Goupille fendue	3	0	0	0	0	0	0	0	
9-47	1396-408-240-00	ROD Doigt	1	0	0	0	0	0	0	0	
9-48	1396-408-201-10	GUIDE, CHANGE Grille de vitesses	1				0	0	0	0	

SERVICE MEMO

A series of horizontal dashed lines for writing.

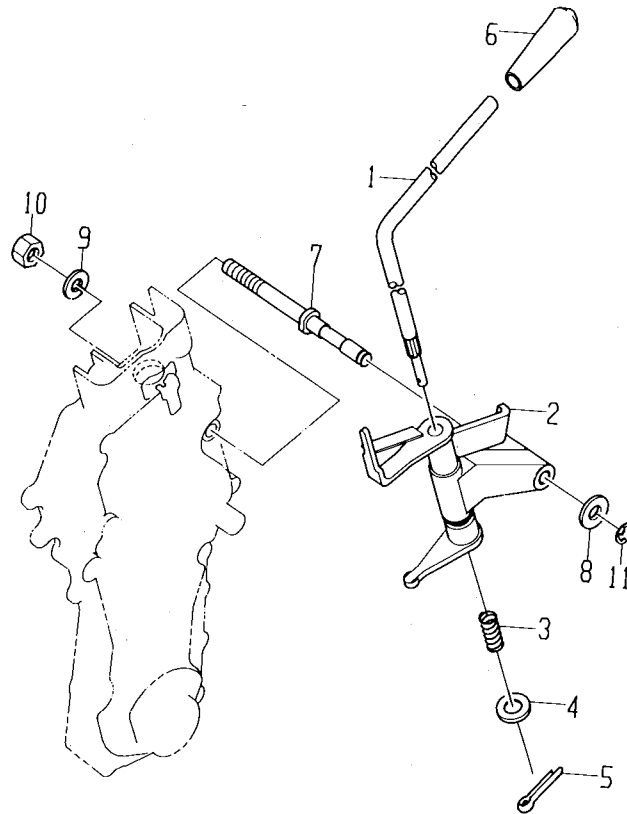
Fig. 10 CONTROL SYSTEM
Commandes



Ref No.	Parts No.	Description	Q'ty	Model						Remarks	
				300F		400F		500F			
				E40	2E40	E20	E40	E20	E40		E20
Réf. No.	Pièces No.	Désignation	Quant.								Remarques
10-1	1396-401-200-10	LEVER, MAIN CLUTCH Lever	1	0	0	0	0	0	0	0	
10-2	V411-260-012-00	WASHER/M12 Rondelle	1	0	0	0	0	0	0	0	
10-3	V500-153-002-50	PIN, SPLIT/3×25 Goupille fendue	1	0	0	0	0	0	0	0	
10-4	1374-401-001-00	SPRING, CLUTCH Ressort	1	0	0	0	0	0	0	0	
10-5	1100-401-001-00	CABLE, MAIN CLUTCH Cable	1	0	0	0	0	0	0	0	
10-6	V411-260-008-00	WASHER/M8 Rondelle	1	0	0	0	0	0	0	0	
10-7	V500-163-001-50	PIN, SPLIT/3×15 Goupille fendue	1	0	0	0	0	0	0	0	
10-8	2101-230-001-00	GRIP, Poignée	1	0	0	0	0	0	0	0	
10-9	1376-402-003-00	BAND, WIPE/140 Sangle	2	0	0	0	0	0	0	0	
10-10	1396-401-002-00	BOX, CLUTCH Grille de vitesses	1	0	0	0	0	0	0	0	
10-11	V120-365-001-20	SCREW, W SEMS/M5×12 Vis	3	0	0	0	0	0	0	0	
10-12	1396-401-210-00	HOLDER, CABLE Support	1	0	0	0	0	0	0	0	
10-13	1100-402-001-00	CABLE ASSY Cable	1	0	0	0	0	0	0	0	
10-14	1444-507-003-00	GRIP, Poignée	1	0	0	0	0	0	0	0	
10-15	1396-401-001-00	CABLE, MAIN CLUTCH Cable	1	0	0	0	0	0	0	0	
10-16	1398-401-210-00	HOLDER, CABLE Support	1	0	0	0	0	0	0	0	
10-17	1398-402-002-00	CABLE, THROTTLE Cable d'accélérateur	1	0	0	0	0	0	0	0	
10-18	1102-402-002-00	SCREW, WIRE Vis	1	0	0	0	0	0	0	0	
10-19	1396-404-001-00	PIN, LOCK Goupille	1	0	0	0	0	0	0	0	
10-20	1396-404-006-10	SPRING/H045 Ressort	1	0	0	0	0	0	0	0	
10-21	V411-260-006-00	WASHER/M6 Rondelle	1	0	0	0	0	0	0	0	
10-22	V302-260-006-00	NUT/M6 Erou	1	0	0	0	0	0	0	0	
10-23	1100-404-002-00	CABLE Cable	1	0	0	0	0	0	0	0	
10-24	V411-260-010-00	WASHER/M10 Rondelle	1	0	0	0	0	0	0	0	
10-25	1364-404-001-00	LEVER, LOCK Lerier	1	0	0	0	0	0	0	0	
10-26	1364-404-005-00	PIN/6×19 Goupille	1	0	0	0	0	0	0	0	
10-27	1326-401-007-00	PIN, MAIN CLUTCH CAM Goupille	1	0	0	0	0	0	0	0	
10-28	V500-162-001-00	PIN, SPLIT/2×10 Goupille fendue	2	0	0	0	0	0	0	0	
10-29	1373-406-220-00	LEVER, SIDE CLUTCH LH Lever	1	0	0	0	0	0	0	0	
10-30	1396-406-230-00	LEVER, SIDE CLUTCH RH Lever	1	0	0	0	0	0	0	0	
10-31	1100-405-001-00	CABLE Cable	2	0	0	0	0	0	0	0	
10-32	V411-260-006-00	WASHER/M6 Rondelle	2	0	0	0	0	0	0	0	
10-33	V500-162-001-00	PIN, SPLIT/2×10 Goupille fendue	2	0	0	0	0	0	0	0	
10-34	1396-406-210-00	ARM, SIDE CLUTCH LH Tirant	1	0	0	0	0	0	0	0	
10-35	1396-406-220-00	ARM, SIDE CLUTCH RH Tirant	1	0	0	0	0	0	0	0	
10-36	V411-260-008-00	WASHER/M8 Rondelle	2	0	0	0	0	0	0	0	

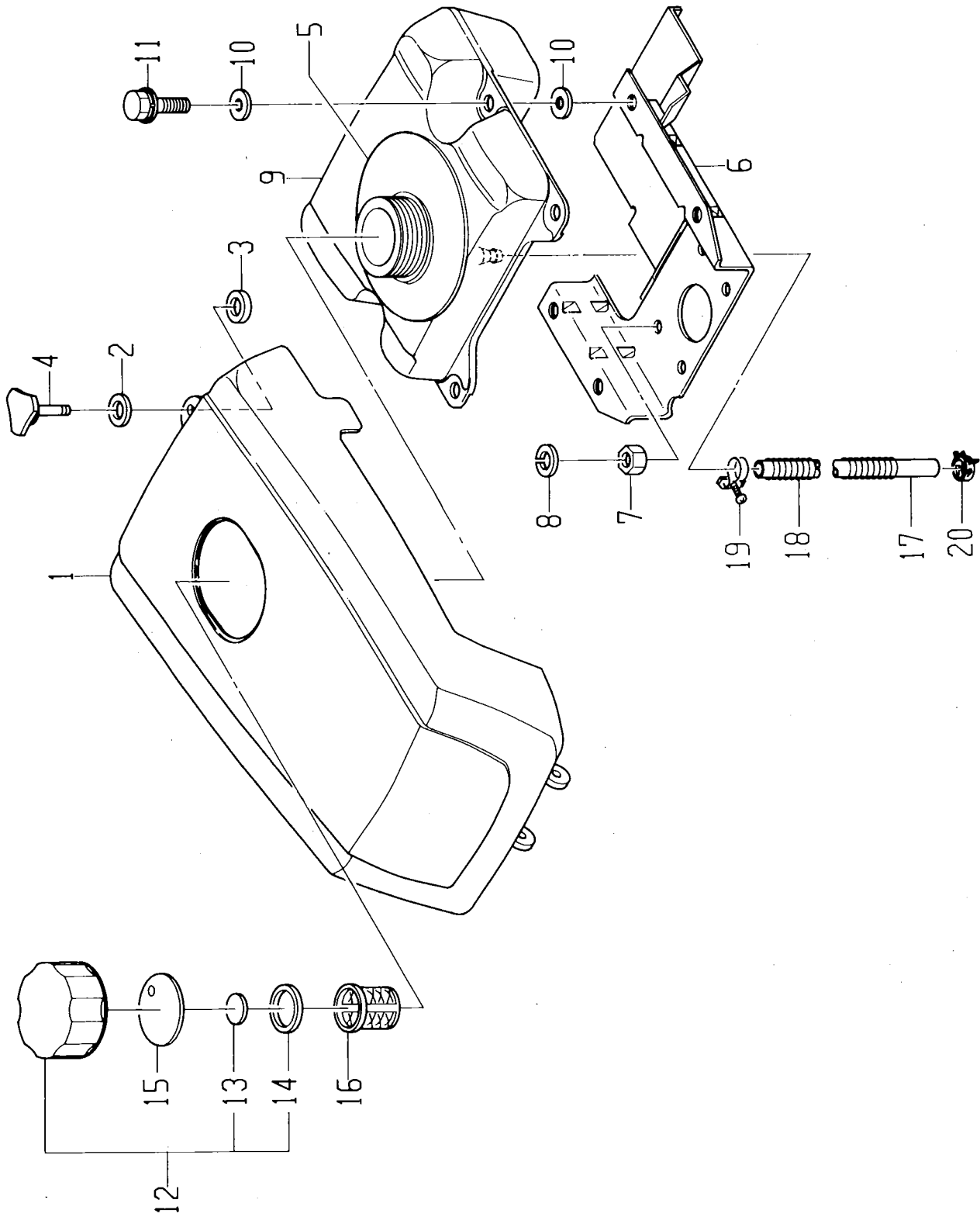
Ref No. Réf. No.	Parts No. Pièces No.	Description Désignation	Q'ty Quant.	Model						Remarks Remarques	
				300F			400F		500F		
				E 4 0	2 E 4 0	E 2 0	E 4 0	E 2 0	E 4 0		E 2 0
10-37	V401-160-008-00	WASHER, SP/M8 Rondelle frein	2	0	0	0	0	0	0	0	
10-38	V300-260-008-00	NUT/M8 Erou	2	0	0	0	0	0	0	0	
10-39	1398-621-200-00	SWITCH, STOP A Interrupteur	1	0		0					
10-40	1398-621-002-00	SWITCH, STOP Interrupteur	1		0						
10-41	1396-402-002-00	CABLE, THROTTLE A Cable d'accélérateur	1				0	0	0	0	
10-42	1396-621-200-00	SWITCH, STOP A Interrupteur	1				0	0	0	0	

Fig. 11 SHIFT LEVER
Pogne d'embrayage



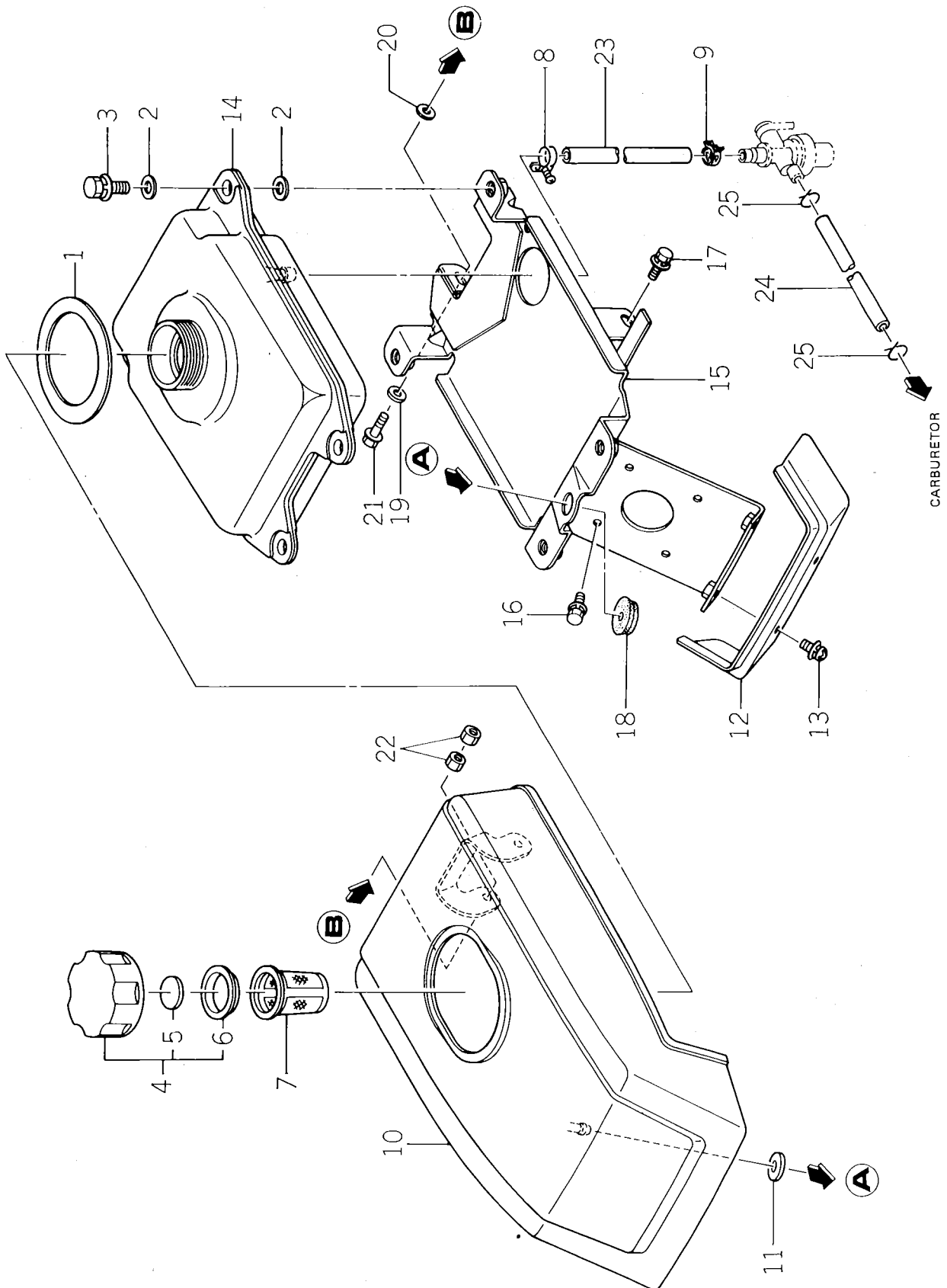
Ref No. Réf. No.	Parts No. Pièces No.	Description Désignation	Q'ty Quant.	Model						Remarks Remarques	
				300F		400F		500F			
				E 4 0	2 E 4 0	E 2 0	E 4 0	E 2 0	E 4 0		E 2 0
11- 1	1396-403-002-00	LEVER, CHANGE Lever	1	0	0	0	0	0	0	0	
11- 2	1396-403-220-00	LEVER, SELECT Lever	1	0	0	0	0	0	0	0	
11- 3	1364-403-005-10	SPRING, PRESSURE/32 Ressort	1	0	0	0	0	0	0	0	
11- 4	V411-260-008-00	WASHER/M8 Rondelle	1	0	0	0	0	0	0	0	
11- 5	V500-162-001-50	PIN, SPLIT/2x15 Goupille fendue	1	0	0	0	0	0	0	0	
11- 6	1369-703-013-00	KNOB, LEVER/10 Poignee	1	0	0	0	0	0	0	0	
11- 7	1396-403-001-10	BOLT, CHANGE Vis	1	0	0	0	0	0	0	0	
11- 8	V411-260-012-00	WASHER/M12 Rondelle	1	0	0	0	0	0	0	0	
11- 9	V401-160-012-00	WASHER, SP/M12 Rondelle frein	1	0	0	0	0	0	0	0	
11-10	V300-260-012-00	NUT/M12 Ecrou	1	0	0	0	0	0	0	0	
11-11	V710-140-009-00	RING, SNAP/E9 Collet d'axe	1	0	0	0	0	0	0	0	

Fig. 12 BONNET and FUEL TANK (For A300F-E40, E20)
 Réservoir et capot (A300F-E40, E20)



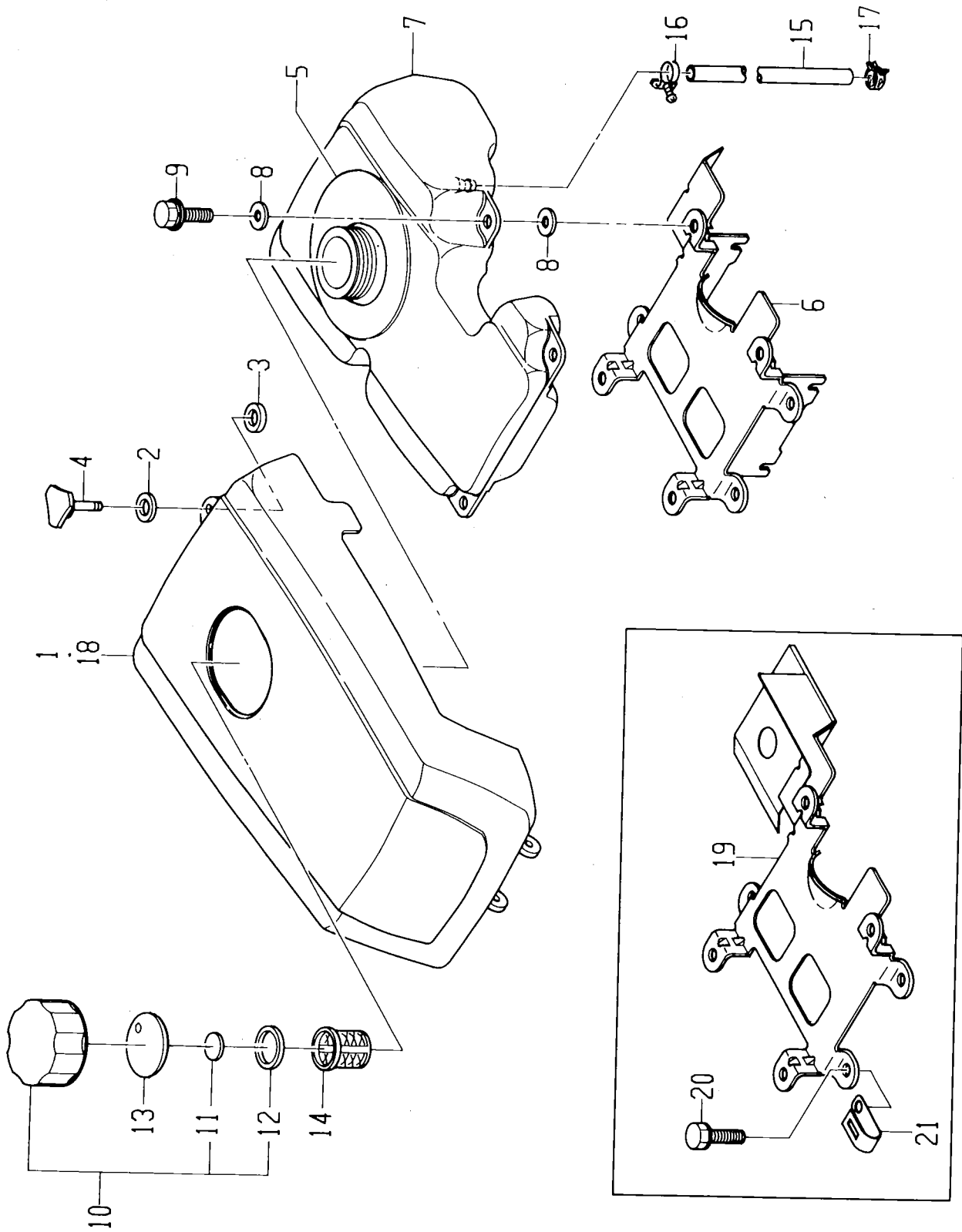
Ref No.	Parts No.	Description	Q'ty	Model						Remarks	
				300F		400F		500F			
				E 4 0	2 E 4 0	E 2 0	E 4 0	E 2 0	E 4 0		E 2 0
Réf. No.	Pièces No.	Désignation	Quant.							Remarques	
12-1	1396-601-200-00	BONNET Capot	1	0		0					
12-2	V411-260-006-00	WASHER/M16 Rondelle	1	0		0					
12-3	1396-613-003-00	INSULATOR/05×26×03 Isolant	1	0		0					
12-4	1396-601-002-00	BOLT, KNOB/M06×22 Vis	1	0		0					
12-5	1396-601-001-00	INSULATOR/50×130×01 Isolant	1	0		0					
12-6	1398-606-200-00	BRACKET, TANK Support	1	0		0					
12-7	V300-260-008-00	NUT/M8 Ecrou	4	0		0					
12-8	V401-160-008-00	WASHER, SP/M8 Rondelle	4	0		0					
12-9	1398-606-001-10	TANK, FUEL Reservoir	1	0		0					
12-10	1396-606-002-00	SPACER Entretoise	8	0		0					
12-11	V211-360-802-50	BOLT, W SEMS/M8×25 Vis	4	0		0					
12-12	1396-606-210-10	CAP ASSY/G55 Bouchon de reservoir	1	0		0					
12-13	2706-501-003-00	•BREATHER Reniflard	1	0		0					
12-14	2706-501-004-00	•GASKET Joint	1	0		0					
12-15	1396-606-003-00	PLATE Plaque	1	0		0					
12-16	3555-601-008-00	STRAINER Robinet de chanteur	1	0		0					
12-17	1398-606-002-00	PIPE/215 Conduit	1	0		0					
12-18	1376-606-006-00	SPRING, GUARD Ressort	1	0		0					
12-19	3759-164-005-00	CLIP, HOSE/11 Fil	1	0		0					
12-20	1444-102-003-00	CLAMP, HOSE/100 Collier	1	0		0					

Fig. 13 BONNET and FUEL TANK (For A300F-2E40)
 Réservoir et capot (A300F-2E40)



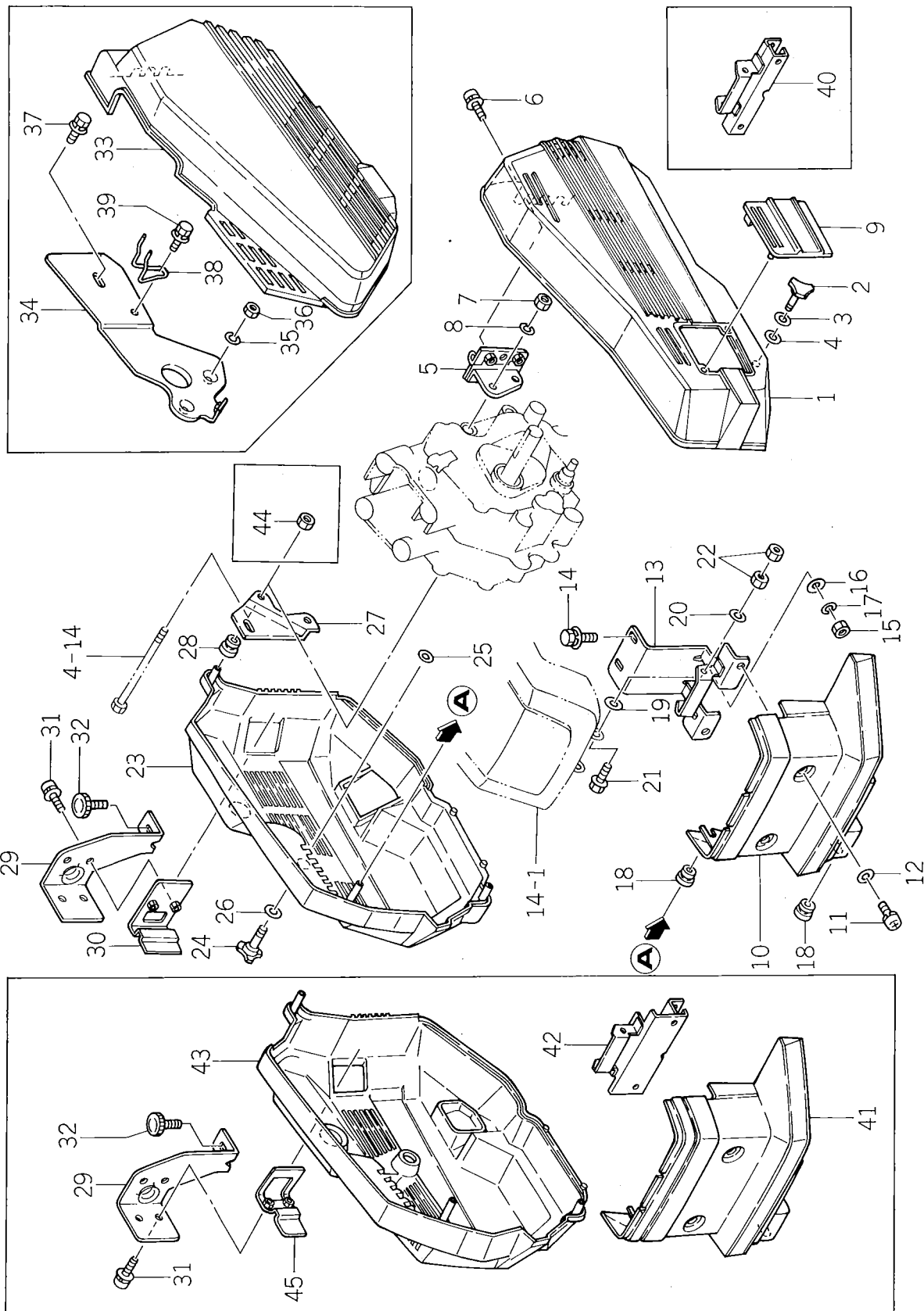
Ref No.	Parts No.	Description	Q'ty	Model						Remarks	
				300F		400F		500F			
				E 4 0	E 4 0	E 2 0	E 4 0	E 2 0	E 4 0		E 2 0
Réf. No.	Pièces No.	Désignation	Quant.							Remarques	
13- 1	1396-601-001-00	INSULATOR/50×130×01 Isolant				0					
13- 2	1396-606-002-00	SPACER Entretoise	8			0					
13- 3	V211-360-802-50	BOLT, W SEMS/M8×25 Vis	4			0					
13- 4	1396-606-210-10	CAP ASSY/G55 Bouchon de réservoir	1			0					
13- 5	2706-501-003-00	•BREATHER Reniflard	1			0					
13- 6	2706-501-004-00	•GASKET Joint	1			0					
13- 7	3555-601-008-00	STRAINER Robinet de canteur	1			0					
13- 8	3759-164-005-00	CLIP, HOSE/11 Fil	1			0					
13- 9	1444-102-003-00	CLAMP, HOSE/100 Collier	1			0					
13-10	1102-601-200-00	HOOD, A Capot	1			0					
13-11	1352-601-003-00	SUPPORT Fourche	1			0					
13-12	1102-601-001-00	COVER, F A Carter avant	1			0					
13-13	V120-366-001-60	SCREW, W SEMS/M6×16 Vis	2			0					
13-14	1102-606-001-00	TANK, FUEL A Réservoir	1			0					
13-15	1102-606-200-00	BRACKET, TANK A Support	1			0					
13-16	V210-360-601-20	BOLT, W SEMS/M6×12 Vis	4			0					
13-17	V210-360-601-60	BOLT, W SEMS/M6×16 Vis	2			0					
13-18	3614-321-001-00	RUBBER, LOCK Calk	1			0					
13-19	2704-301-027-00	WASHER, NYLON Rondelle	2			0					
13-20	3567-402-004-00	WASHER Rondelle	2			0					
13-21	V210-160-602-00	BOLT, SEMS/M6×20 Vis	2			0					
13-22	V300-260-006-00	NUT/M6 Ecrou	4			0					
13-23	1102-606-004-00	PIPE, FUEL A Conduit	1			0					
13-24	1398-606-004-00	PIPE, FUEL B Conduit	1			0					
13-25	1317-606-010-00	RING, SNAP Collet d'axe	2			0					

Fig. 14 BONNET and FUEL TANK (For B400F, A500F)
 Réservoir et capot (A400F, A500F)



Ref No.	Parts No.	Description	Q'ty	Model						Remarks	
				300F			400F		500F		
				E 4 0	2 E 4 0	E 2 0	E 4 0	E 2 0	E 4 0		E 2 0
Réf. No.	Pièces No.	Désignation	Quant.							Remarques	
14- 1	1396-601-200-00	BONNET Capot	1				0	0			
14- 2	V411-260-006-00	WASHER/M6 Rondelle	1				0	0	0	0	
14- 3	1396-613-003-00	INSULATOR/05×26×03 Isolant	1				0	0	0	0	
14- 4	1396-601-002-00	BOLT, KNOB/M06×22 Vis	1				0	0	0	0	
14- 5	1396-601-001-00	INSULATOR/50×130×01 Isolant	1				0	0	0	0	
14- 6	1396-606-200-10	BRACKET, TANK Support	1				0	0			
14- 7	1396-606-001-10	TANK, FUEL Réservoir	1				0	0	0	0	
14- 8	1396-606-002-00	SPACER Entretoise	8				0	0	0	0	
14- 9	V211-360-802-50	BOLT, W SEMS/M8×25 Vis	4				0	0	0	0	
14-10	1396-606-210-10	CAP ASSY/G55 Bouchon de reservoir	1				0	0	0	0	
14-11	2706-501-003-00	•BREATHER Reniflard	1				0	0	0	0	
14-12	2706-501-004-00	•GASKET Joint	1				0	0	0	0	
14-13	1396-606-003-00	PLATE Plaque	1				0	0	0	0	
14-14	3555-601-008-00	STRAINER Robinet de canteur	1				0	0	0	0	
14-15	1392-606-001-00	PIPE, FUEL Conduit	1				0	0	0	0	
14-16	3759-164-005-00	CLIP, HOSE/11 Fil	1				0	0	0	0	
14-17	1444-102-003-00	CLAMP, HOSE/100 Collier	1				0	0	0	0	
14-18	1397-601-200-00	BONNET Capot	1						0	0	
14-19	1397-606-200-10	BRACKET, TANK Support.	1						0	0	
14-20	V211-260-802-00	BOLT, SEMS/M8×20 Vis	4						0	0	
14-21	1425-621-004-00	CLAMP, HARNESS Collier	2						0	0	

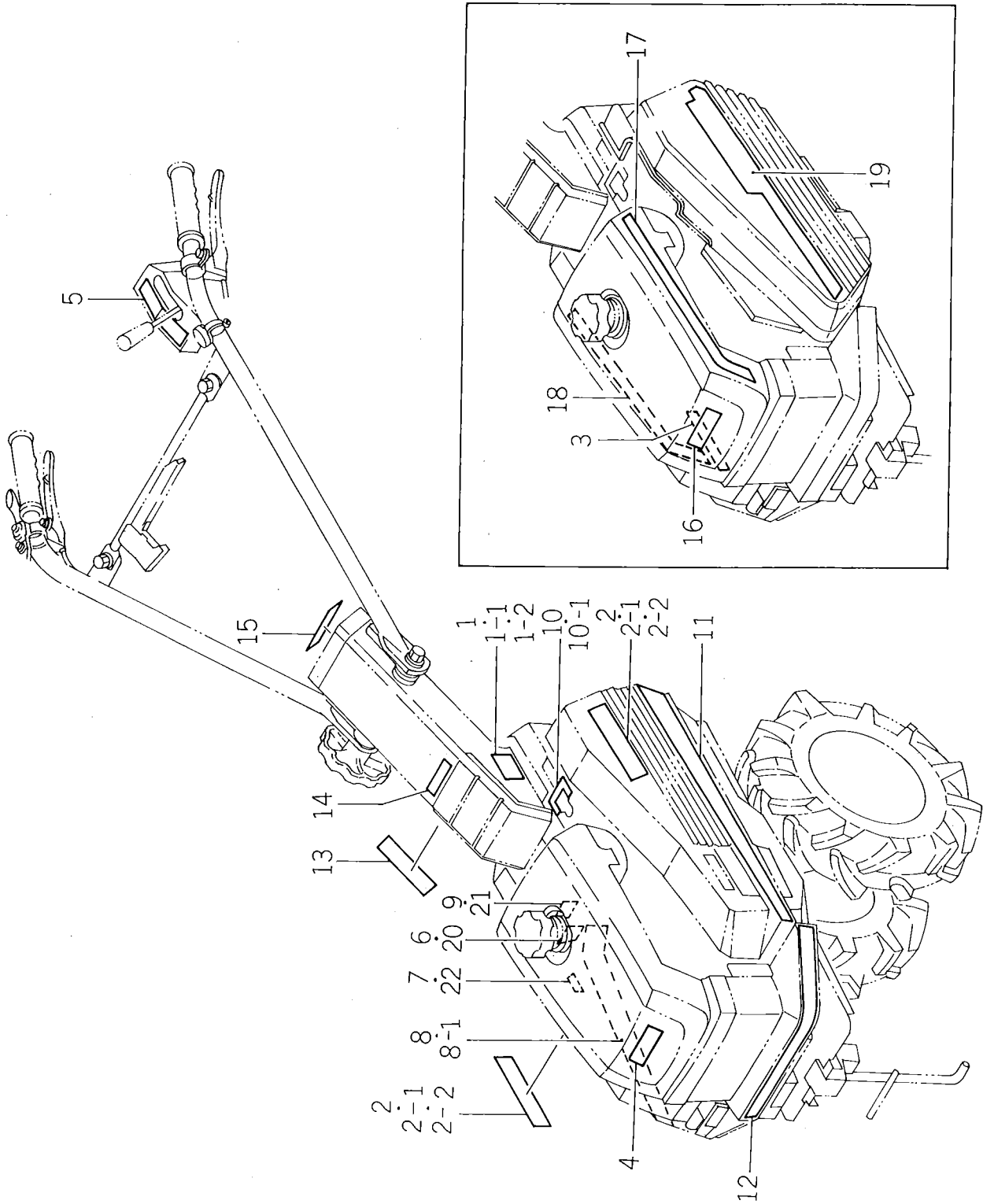
Fig. 15 BELT COVER
Carter de courroies



Ref No.	Parts No.	Description	Q'ty	Model						Remarks	
				300F		400F		500F			
				E 4 0	E 4 0	E 2 0	E 4 0	E 2 0	E 4 0		E 2 0
Réf. No.	Pièces No.	Désignation	Quant.								Remarques
15-1	1396-611-003-00	COVER, BELT Carter de Courroies	1	0		0	0	0	0	0	
15-2	3256-702-001-00	BOLT, KNOB/M8 Vis	1	0		0	0	0	0	0	
15-3	1352-601-003-00	SUPPORT Support	1	0		0	0	0	0	0	
15-4	V411-260-010-00	WASHER/M10 Rondelle	1	0		0	0	0	0	0	
15-5	1396-611-200-10	HINGE, BELT COVER Gond	1	0	0	0	0	0	0	0	
15-6	V120-366-001-60	SCREW, W SEMS/M6×16 Vis	2	0	0	0	0	0	0	0	
15-7	V300-260-008-00	NUT/M8 Ecrou	2	0		0	0	0	0	0	
15-8	V401-160-008-00	WASHER, SP/M8 Rondelle	2	0		0	0	0	0	0	
15-9	1396-611-004-00	COVER, CAP Carter	1	0		0	0	0	0	0	
15-10	1396-612-002-00	COVER, F Carter	1	0		0	0	0			
15-11	V120-266-001-60	SCREW, SEMS/M6×16 Vis	2	0		0	0	0	0	0	
15-12	3567-402-004-00	WASHER Rondelle	2	0		0	0	0	0	0	
15-13	1398-612-200-00	SUPPORT, F Support	1	0		0					
15-14	V211-360-801-60	BOLT, W SEMS/M8×16 Vis	2	0		0	0	0	0	0	
15-15	V300-260-006-00	NUT/M6 Ecrou	1	0		0					
15-16	V411-260-006-00	WASHER/M6 Rondelle	1	0		0					
15-17	V401-160-006-00	WASHER, SP/M6 Rondelle	1	0		0					
15-18	1544-616-011-00	RUBBER, CUSHION Calk	2	0		0	0	0	0	0	
15-19	2704-301-027-00	WASHER, NYLON Rondelle	2	0		0	0	0	0	0	
15-20	V411-260-006-00	WASHER/M6 Rondelle	2	0		0	0	0	0	0	
15-21	V210-160-602-00	BOLT, SEMS/M6×20 Vis	2	0		0	0	0	0	0	
15-22	V300-260-006-00	NUT/M6 Ecrou	4	0		0	0	0	0	0	
15-23	1396-613-005-00	COVER, FAN Carter	1	0		0	0	0			
15-24	1396-601-002-00	BOLT, KNOB/M06×22 Vis	1	0		0	0	0	0	0	
15-25	1396-613-003-00	INSULATOR/05×26×03 Isolant	1	0		0	0	0	0	0	
15-26	3560-201-015-00	WASHER Rondelle	1	0		0	0	0	0	0	
15-27	1396-613-002-00	PLATE, SIDE R Plaque	1	0		0	0	0	0	0	
15-28	1544-616-011-00	RUBBER, CUSHION Calk	1	0		0	0	0	0	0	
15-29	1396-613-004-00	HOLDER, A Support A	1	0		0	0	0	0	0	
15-30	1396-613-200-00	HOLDER, B Support B	1	0		0	0	0			
15-31	V120-365-002-00	SCREW, W SEMS/M5×20 Vis	2	0		0	0	0	0	0	
15-32	1102-611-006-00	KNOB, SET/M06×15 Fermeteur	1	0	0	0	0	0	0	0	
15-33	1398-611-001-00	COVER, BELT A Carter de courroies	1		0						
15-34	1398-611-200-00	COVER, BELT B Carter de courroies	1		0						
15-35	V401-160-006-00	WASHER, SP/M6 Rondelle frein	2		0						
15-36	V300-260-006-00	NUT/M6 Ecrou	2		0						

Ref No. Réf. No.	Parts No. Pièces No.	Description Désignation	Q'ty	Model						Remarks Remarques		
				300F		400F		500F				
				E 4 0	2 E 4 0	E 2 0	E 4 0	E 2 0	E 4 0		E 2 0	
15-37	V211-360-801-60	BOLT, W SEMS/M8×16 Vis	1		0							
15-38	1398-204-001-00	STOPPER, BELT Arret de courroie	1		0							
15-39	V211-360-802-00	BOLT, W SEMS/M8×20 Vis	1		0							
15-40	1396-612-200-00	SUPPORT Support	1				0	0				
15-41	1397-612-002-00	COVER, F Carter	1						0	0		
15-42	1397-612-200-00	SUPPORT, F Support	1						0	0		
15-43	1397-613-002-00	COVER, FAN Carter	1						0	0		
15-44	V300-260-010-00	NUT/M10 Erou	2						0	0		
15-45	1397-613-200-10	HOLDER, C Support C	1						0	0		

Fig. 16 MARKS (ENGLISH)
Etiquettes

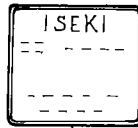


Ref No.	Parts No.	Description	Q'ty	Model						Remarks	
				300F			400F		500F		
				E 4 0	2 E 4 0	E 2 0	E 4 0	E 2 0	E 4 0		E 2 0
Réf. No.	Pièces No.	Désignation	Quant.							Remarques	
16- 1	1398-901-005-00	LABEL, MODEL/E Etiquette modèle	1	0	0						
16- 1-1	1396-901-006-00	LABEL, MODEL/E Etiquette modèle	1				0				
16- 1-2	1397-901-006-00	LABEL, MODEL/E Etiquette modèle	1						0		
16- 2	1398-901-006-00	OWNERMENT/A300 Etiquette denjoliveur	2	0							
16- 2-1	1396-901-007-00	OWNERMENT/A400 Etiquette denjoliveur	2				0				
16- 2-2	1397-901-007-00	OWNERMENT/A500 Etiquette denjoliveur	2								
16- 3	1398-901-008-00	OWNERMENT/A300/2 Etiquette denjoliveur	1		0						
16- 4	1396-902-001-00	MARK, F Etiquette	1	0			0		0		
16- 5	1396-902-023-00	LABEL, MAIN CLUTCH Etiquette	1	0	0		0		0		
16- 6	1396-902-032-00	LABEL, CARBURETER Etiquette	1	0			0		0		
16- 7	1396-902-024-00	LABEL, CHOKE Etiquette	1	0			0		0		
16- 8	1396-902-008-00	MARK, ROUND/RH Etiquette	1	0			0				
16- 8-1	1397-902-002-00	MARK, ROUND/RH Etiquette	1						0		
16- 9	1396-902-033-00	LABEL, AIR CLEANER Etiquette	1	0			0		0		
16-10	1398-902-004-00	LABEL, CHANGE Etiquette	1	0	0						
16-10-1	1396-902-025-00	LABEL, CHANGE Etiquette	1				0		0		
16-11	1396-902-007-00	MARK, ROUND/LH Etiquette	1	0			0		0		
16-12	1396-902-009-00	MARK, ROUND/F Etiquette	1	0			0		0		
16-13	1368-953-001-00	MARK, CAUTION A Etiquette	1	0	0		0		0		
16-14	1324-957-012-00	MARK, MADE IN JAPAN Etiquette	1	0	0		0		0		
16-15	1396-902-026-00	OWNERMENT, FRAME Etiquette	1	0	0		0		0		
16-16	1102-901-002-00	OWNERMENT, ISEKI Etiquette	1		0						
16-17	1102-901-005-00	OWNERMENT, STRIPE/LH Etiquette	1		0						
16-18	1102-901-006-00	OWNERMENT, STRIPE/RH Etiquette	1		0						
16-19	1398-902-005-00	OWNERMENT, BELT Etiquette	1		0						
16-20	1396-911-002-00	LABEL, CRABURETER Etiquette	1	0			0		0		
16-21	1396-911-003-00	LABEL, AIR CLEANER Etiquette	1	0			0		0		
16-22	1396-911-004-00	LABEL, CHOKE Etiquette	1	0			0		0		

DETAIL FOR Fig16
Detail Fig16



2



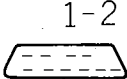
1



4




2-1

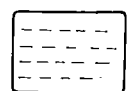


1-2

7



6



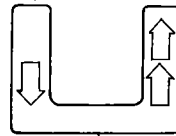
9



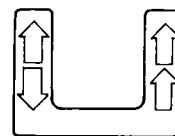
2-2



5



10




10-1




3



8
8-1



15



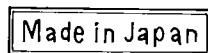
11



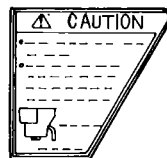
13



12



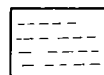
14



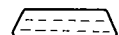
20




17
18



21



22

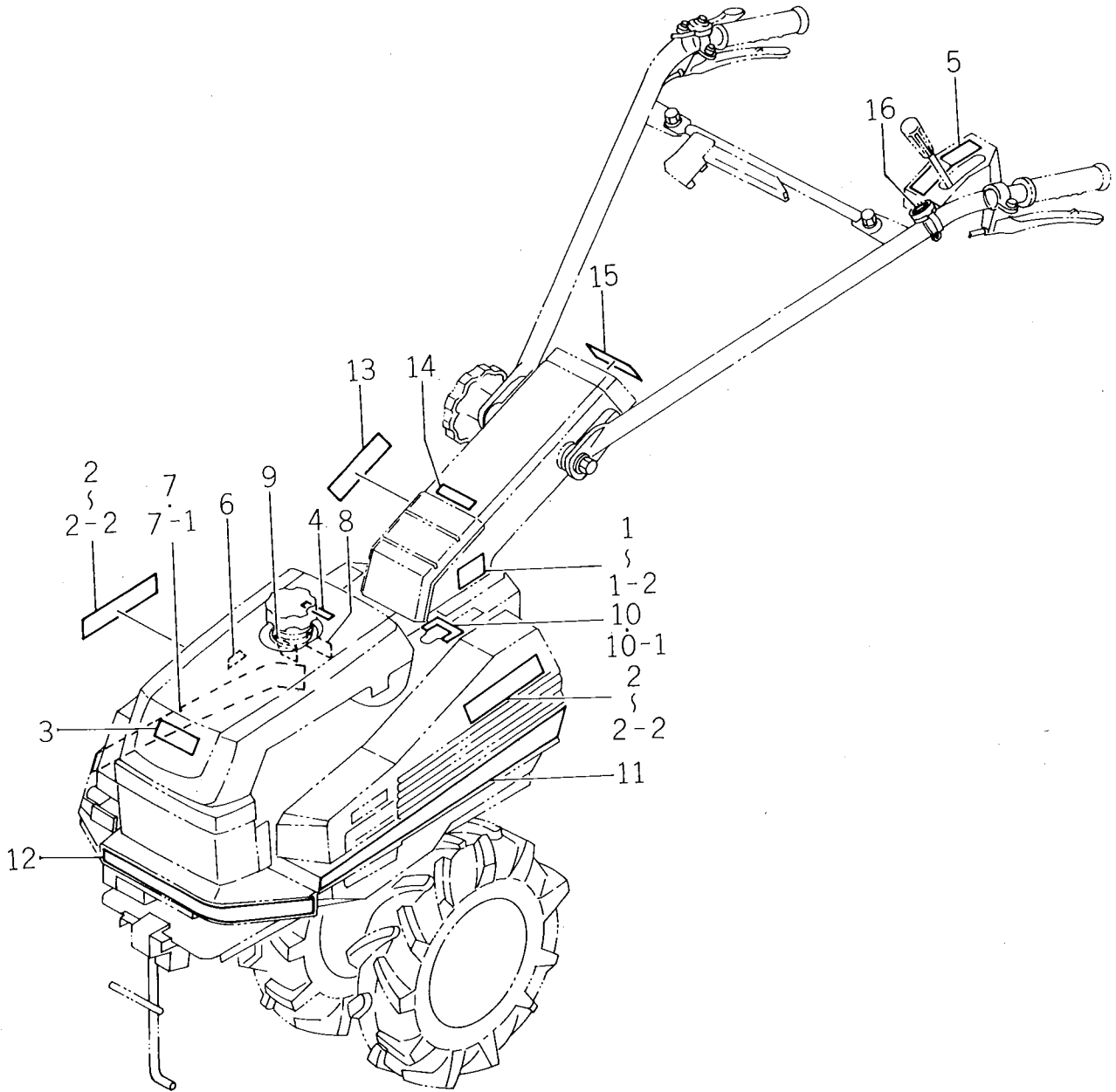


19

SERVICE MEMO

A series of horizontal dashed lines for writing.

Fig. 17 MARKS (GERMAN)
Etiquettes



Ref No. Réf. No.	Parts No. Pièces No.	Description Désignation	Q'ty Quant.	Model						Remarks Remarques		
				300F		400F		500F				
				E 4 0	2 E 4 0	E 2 0	E 4 0	E 2 0	E 4 0		E 2 0	
17- 1	1398-901-005-00	LABEL, MODEL/E Etiquette modele	1			0						
17- 1-1	1396-901-006-00	LABEL, MODEL/E Etiquette modele	1					0				
17- 1-2	1397-901-006-00	LABEL, MODEL/E Etiquette modele	1								0	
17- 2	1398-901-006-00	OWNERMENT/A300 Etiquette denjoliveur	2			0						
17- 2-1	1396-901-007-00	OWNERMENT/A400 Etiquette denjoliveur	2					0				
17- 2-2	1397-901-007-00	OWNERMENT/A500 Etiquette denjoliveur	2								0	
17- 3	1396-902-001-00	MARK, F Etiquette	1			0		0			0	
17- 4	1103-903-001-00	LABEL Etiquette	1			0		0			0	
17- 5	1396-902-027-00	LABEL, MAIN CLUTCH/G Etiquette	1			0		0			0	
17- 6	1396-902-028-00	LABEL, CHOKE/G Etiquette	1			0		0			0	
17- 7	1396-902-008-00	MARK, ROUND/RH Etiquette	1			0		0				
17- 7-1	1397-902-002-00	MARK, ROUND/RH Etiquette	1								0	
17- 8	1396-902-029-00	LABEL, AIR CLEANER/G Etiquette	1			0		0			0	
17- 9	1396-902-031-00	LABEL, CARBURETER/G Etiquette	1			0		0			0	
17-10	1398-902-004-00	LABEL, CHANGE Etiquette	1			0						
17-10-1	1396-902-025-00	LABEL, CHANGE Etiquette	1					0			0	
17-11	1396-902-007-00	MARK, ROUND/LH Etiquette	1			0		0			0	
17-12	1396-902-009-00	MARK, ROUND/F Etiquette	1			0		0			0	
17-13	1373-941-003-00	MARK, CAUTION/G Etiquette	1			0		0			0	
17-14	1324-957-012-00	MARK, MADE IN JAPAN Etiquette	1			0		0			0	
17-15	1396-902-026-00	OWNERMENT, FRAME Etiquette	1			0		0			0	
17-16	1373-941-004-00	MARK, SWITCH/EXPORT Etiquette	1			0		0			0	

DETAIL FOR Fig17
Detail Fig17

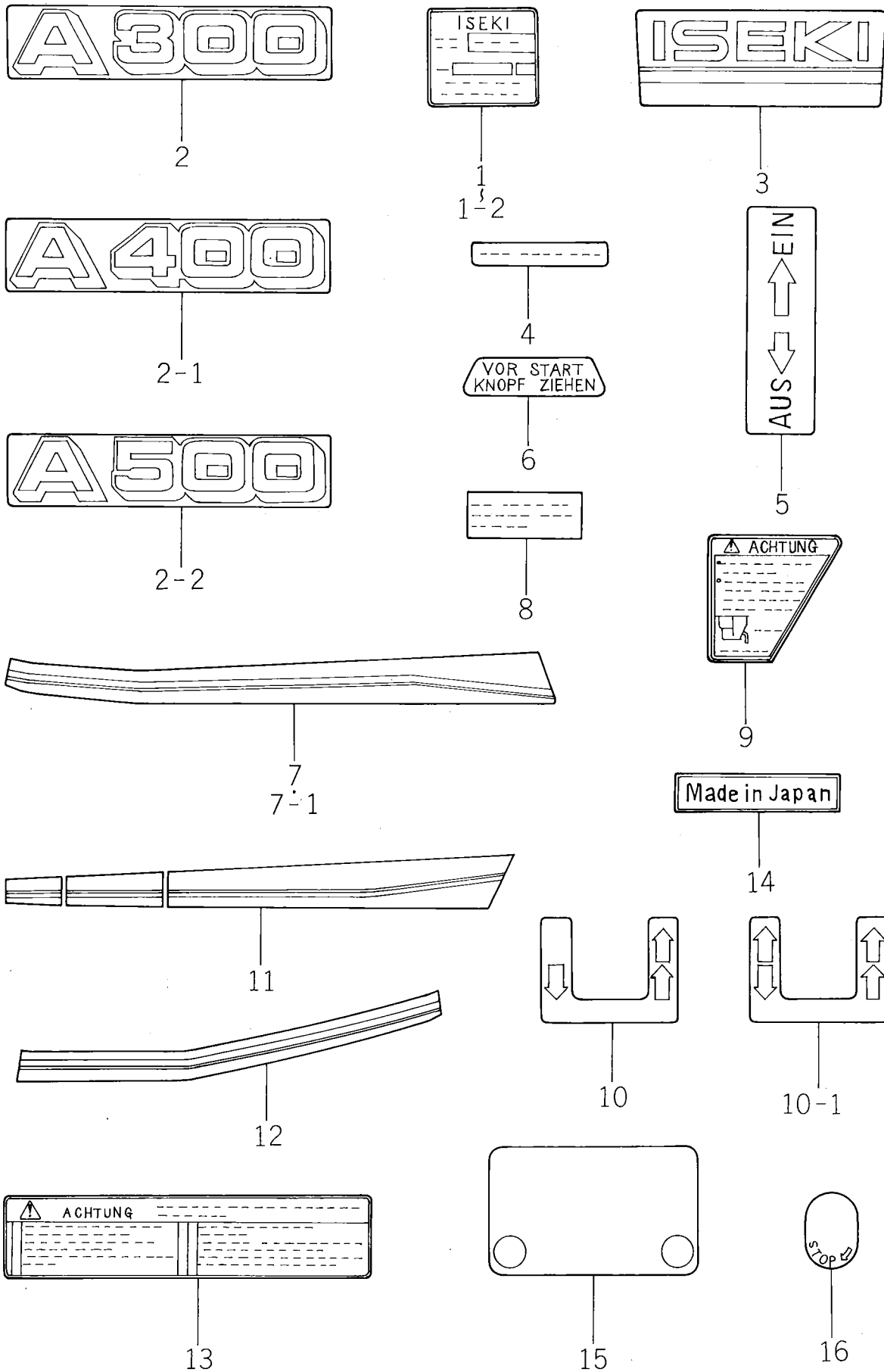
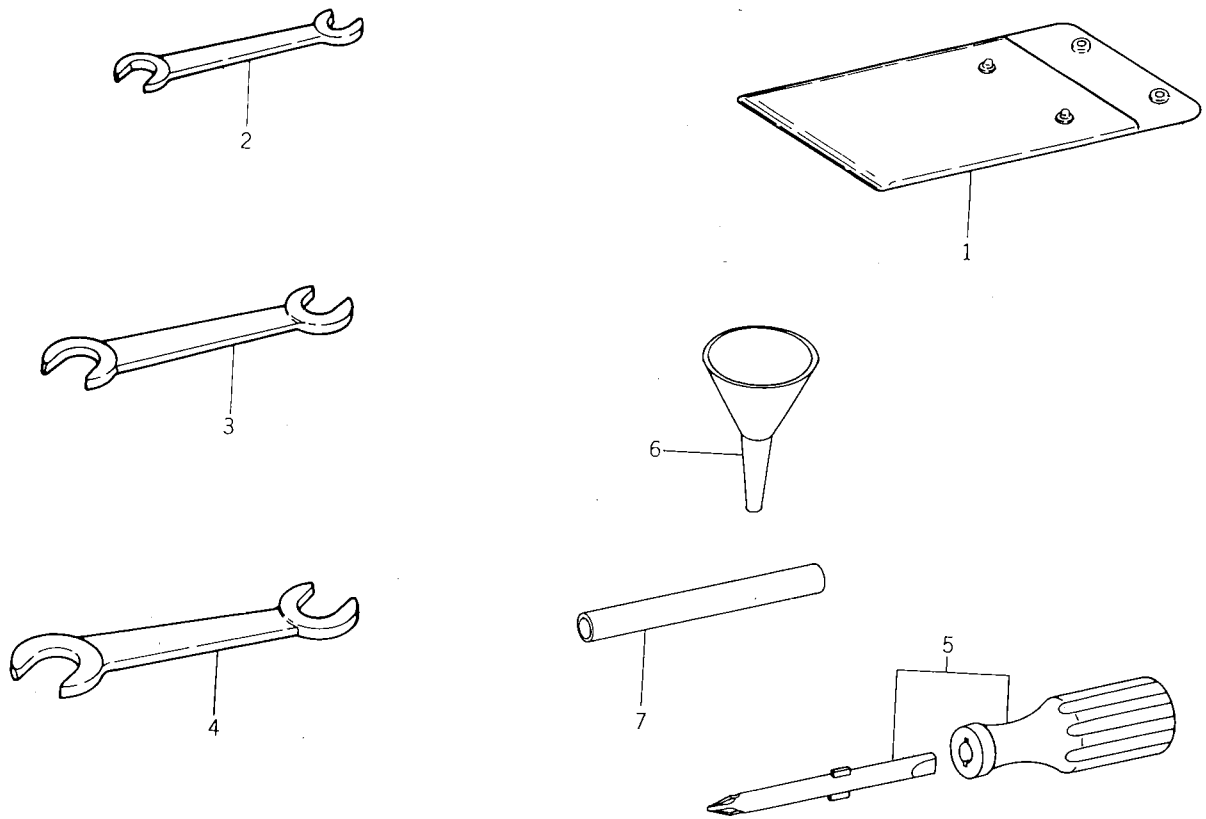
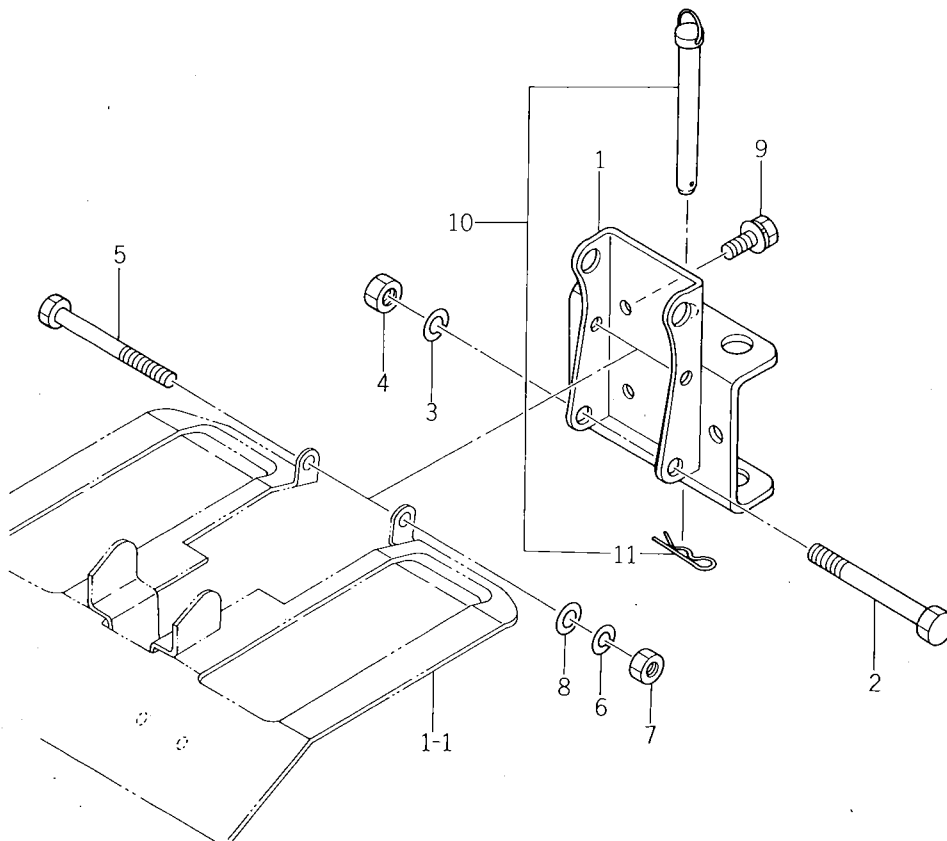


Fig. 18 TOOLS
Outils



Ref No. Réf. No.	Parts No. Pièces No.	Description Désignation	Q'ty Quant.	Model						Remarks Remarques	
				300F		400F		500F			
				E 4 0	2 E 4 0	E 2 0	E 4 0	E 2 0	E 4 0		E 2 0
18- 1	1329-906-001-10	BAG, TOOL Pochette à outils	1	0	0	0	0	0	0	0	
18- 2	V920-550-801-00	SPANNER/8×10 Clé plate	1	0	0	0	0	0	0	0	
18- 3	V920-551-201-40	SPANNER/12×14 Clé plate	1	0	0	0	0	0	0	0	
18- 4	V920-551-301-70	SPANNER/13×17 Clé plate	1	0	0	0	0	0	0	0	
18- 5	2130-931-210-00	SCREWDRIVER ASSY Tournevis	1	0	0	0	0	0	0	0	
18- 6	1352-906-002-00	FUNNEL Entonnoir	1	0	0	0	0	0	0	0	
18- 7	1396-906-001-00	PIPE/150 Conduit	1	0	0	0	0	0	0	0	

Fig. 19 REAR HITCH
Attelage arrière



Ref No. Réf. No.	Parts No. Pièces No.	Description Désignation	Q'ty Quant.	Model						Remarks Remarques	
				300F		400F		500F			
				E 4 0	2 E 4 0	E 2 0	E 4 0	E 2 0	E 4 0		E 2 0
19- 1	1396-930-200-00	HITCH, R Attelage ar	1	0	0	0	0	0	0	0	
19- 2	V201-261-010-50	BOLT/M10×105 Vis	1	0	0	0	0	0	0	0	
19- 3	V401-160-010-00	WASHLR, SP/M10 Rondelle frein	1	0	0	0	0	0	0	0	
19- 4	V300-260-010-00	NUT/M10 Ecroû	1	0	0	0	0	0	0	0	
19- 5	V201-260-811-00	BOLT/M8×110 Vis	1	0	0	0	0	0	0	0	
19- 6	V401-160-008-00	WASHER, SP/M8 Rondelle freir	1	0	0	0	0	0	0	0	
19- 7	V300-260-008-00	NUT/M8 Ecroû	1	0	0	0	0	0	0	0	
19- 8	V411-260-008-00	WASHER/M8 Rondelle	2	0	0	0	0	0	0	0	
19- 9	V211-360-802-00	BOLT, W SEMS/M8×20 Vis	2	0	0	0	0	0	0	0	
19-10	1390-931-200-00	PIN, KING ASSY Goupille	1	0	0	0	0	0	0	0	
19-11	1305-931-003-00	•PIN, HAIR Attache beta	1	0	0	0	0	0	0	0	

NUMERICAL INDEX

Classees d'apres leur de code

Parts No. Pièces No.	Ref No. Réf. No.	Parts No. Pièces No.	Ref No. Réf. No.	Parts No. Pièces No.	Ref No. Réf. No.
1100-401-001-00	10- 5	1372-121-215-00	9-31	1396-224-009-00	6-30
1100-402-001-00	10-13	1373-406-220-00	10-29	1396-224-011-00	5-19
1100-404-002-00	10-23	1373-941-003-00	17-13	1396-224-011-00	6-21
1100-405-001-00	10-31	1373-941-004-00	17-16	1396-224-012-00	5-21
1102-311-001-00	9-37	1374-401-001-00	10- 4	1396-224-012-00	6-23
1102-401-002-00	9-43	1376-402-003-00	10- 9	1396-229-001-00	7- 7
1102-402-002-00	10-18	1376-606-006-00	12-18	1396-229-002-00	7- 8
1102-601-001-00	13-12	1381-202-002-00	3-20	1396-229-003-00	7- 1
1102-601-200-00	13-10	1384-225-006-00	5-20	1396-229-004-00	7- 3
1102-606-001-00	13-14	1384-225-006-00	6-22	1396-229-005-00	7-25
1102-606-004-00	13-23	1390-931-200-00	19-10	1396-230-001-00	7-14
1102-606-200-00	13-15	1392-606-001-00	14-15	1396-230-200-00	7-15
1102-611-006-00	15-32	1396-101-220-00	1- 1	1396-230-210-00	7-17
1102-901-002-00	16-16	1396-106-210-00	1- 8	1396-230-220-00	7-22
1102-901-005-00	16-17	1396-106-210-00	2- 8	1396-301-001-00	9- 7
1102-901-006-00	16-18	1396-111-200-00	1-12	1396-301-002-00	9- 8
1103-903-001-00	17- 4	1396-111-200-00	2-12	1396-301-006-00	9-17
1302-225-003-00	7- 6	1396-121-001-00	1-13	1396-301-007-00	9-11
1305-241-001-00	8- 2	1396-201-002-00	3-25	1396-301-008-00	9-12
1305-931-003-00	19-11	1396-201-210-00	3- 8	1396-301-230-10	9- 1
1310-241-003-00	8- 1	1396-202-001-00	3- 5	1396-301-240-00	9- 2
1317-606-010-00	13-25	1396-203-210-00	3-26	1396-311-220-10	9-19
1324-205-002-00	3- 4	1396-203-220-10	3-28	1396-311-230-00	9-20
1324-957-012-00	16-14	1396-216-001-00	4- 1	1396-311-240-00	9-21
1324-957-012-00	17-14	1396-216-002-00	4- 2	1396-401-001-00	10-15
1326-401-007-00	10-27	1396-216-003-00	4- 8	1396-401-002-00	10-10
1329-201-003-00	3- 3	1396-216-200-00	4- 9	1396-401-200-10	10- 1
1329-241-400-00	8- 4	1396-217-005-00	6- 1	1396-401-210-00	10-12
1329-906-001-10	18- 1	1396-217-006-00	6- 2	1396-402-002-00	10-41
1331-253-300-00	8- 5	1396-217-007-00	6- 4	1396-403-001-10	11- 7
1341-735-001-00	5-30	1396-217-008-00	6- 5	1396-403-002-00	11- 1
1341-735-001-00	6-32	1396-217-009-00	6- 6	1396-403-220-00	11- 2
1352-106-002-00	1- 9	1396-218-003-00	6-12	1396-404-001-00	10-19
1352-106-002-00	2- 9	1396-219-001-00	5-13	1396-404-006-10	10-20
1352-217-004-00	5- 9	1396-219-001-00	6-14	1396-406-210-00	10-34
1352-217-004-00	6-10	1396-219-004-00	6-15	1396-406-220-00	10-35
1352-601-003-00	13-11	1396-219-005-00	6-16	1396-406-230-00	10-30
1352-601-003-00	15- 3	1396-221-001-00	5-18	1396-408-201-10	9-48
1352-906-002-00	18- 6	1396-221-001-00	6-20	1396-408-220-00	9-39
1359-403-003-00	7-19	1396-221-200-00	5-16	1396-408-230-00	9-44
1359-403-003-00	9-45	1396-221-200-00	6-18	1396-408-240-00	9-47
1364-216-003-10	4- 3	1396-224-004-00	5-22	1396-601-001-00	12- 5
1364-241-100-00	8- 3	1396-224-004-00	6-24	1396-601-001-00	13- 1
1364-311-200-00	9-22	1396-224-005-00	5-23	1396-601-001-00	14- 5
1364-403-004-00	7-11	1396-224-005-00	6-25	1396-601-002-00	12- 4
1364-403-005-10	11- 3	1396-224-006-00	5-24	1396-601-002-00	14- 4
1364-404-001-00	10-25	1396-224-006-00	6-26	1396-601-002-00	15-24
1364-404-005-00	10-26	1396-224-007-00	5-25	1396-601-200-00	12- 1
1365-224-002-00	6- 3	1396-224-007-00	6-27	1396-601-200-00	14- 1
1366-726-006-00	2-22	1396-224-008-00	5-27	1396-606-001-10	14- 7
1368-953-001-00	16-13	1396-224-008-00	6-29	1396-606-002-00	12-10
1369-703-013-00	11- 6	1396-224-009-00	5-28	1396-606-002-00	13- 2

Parts No.	Ref No. Réf. No.	Parts No. Pièces No.	Ref No. Réf. No.	Parts No. Pièces No.	Ref No. Réf. No.
1396-606-002-00	14- 8	1397-601-200-00	14-18	1398-901-006-00	17- 2
1396-206-003-00	12-15	1397-606-200-10	14-19	1398-901-008-00	16- 3
1396-606-003-00	14-13	1397-612-002-00	15-41	1398-902-004-00	16-10
1396-606-200-10	14- 6	1397-612-200-00	15-42	1398-902-004-00	17-10
1396-606-210-10	12-12	1397-613-002-00	15-43	1398-902-005-00	16-19
1396-606-210-10	13- 4	1397-613-200-10	15-45	1407-111-001-00	4- 6
1396-606-210-10	14-10	1397-901-006-00	16- 1-2	1425-621-004-00	14-21
1396-611-003-00	15- 1	1397-901-006-00	17- 1-2	1444-102-003-00	12-20
1396-611-004-00	15- 9	1397-901-007-00	16- 2-2	1444-102-003-00	13- 9
1396-611-200-10	15- 5	1397-901-007-00	17- 2-2	1444-102-003-00	14-17
1396-612-002-00	15-10	1397-902-002-00	16- 8-1	1444-507-003-00	10-14
1396-612-200-00	15-40	1397-902-002-00	17- 7-1	1544-616-011-00	15-18
1396-613-002-00	15-27	1398-101-210-00	2- 1	1544-616-011-00	15-28
1396-613-003-00	12- 3	1398-121-001-00	2-17	2100-401-001-00	9-30
1396-613-003-00	14- 3	1398-121-210-00	4-23	2101-230-001-00	10- 8
1396-613-003-00	15-25	1398-121-230-00	2-16	2130-931-210-00	18- 5
1396-613-004-00	15-29	1398-201-001-00	3- 1	2704-301-027-00	13-19
1396-613-005-00	15-23	1398-201-003-00	3- 7	2704-301-027-00	15-19
1396-613-200-00	15-30	1398-201-200-00	3- 2	2706-501-003-00	12-13
1396-621-200-00	10-42	1398-202-001-00	3-11	2706-501-003-00	13- 5
1396-901-006-00	16- 1-1	1398-202-200-00	3-10	2706-501-003-00	14-11
1396-901-006-00	17- 1-1	1398-204-001-00	15-38	2706-501-004-00	12-14
1396-901-007-00	16- 2-1	1398-204-200-20	3-21	2706-501-004-00	13- 6
1396-901-007-00	17- 2-1	1398-204-210-20	3-22	2706-501-004-00	14-12
1396-902-001-00	16- 4	1398-216-005-00	4-22	3256-702-001-00	15- 2
1396-902-001-00	17- 3	1398-217-001-00	5- 2	3555-601-008-00	12-16
1396-902-007-00	16-11	1398-217-002-00	5- 3	3555-601-008-00	13- 7
1396-902-007-00	17-11	1398-217-003-00	5- 4	3555-601-008-00	14-14
1396-902-008-00	16- 8	1398-217-210-00	5- 1	3560-201-015-00	15-26
1396-902-008-00	17- 7	1398-218-200-00	5-11	3567-402-004-00	13-20
1396-902-009-00	16-12	1398-219-001-00	5-14	3567-402-004-00	15-12
1396-902-009-00	17-12	1398-229-001-00	7- 2	3614-321-001-00	13-18
1396-902-023-00	16- 5	1398-229-002-00	7- 4	3759-164-005-00	12-19
1396-902-024-00	16- 7	1398-301-001-00	9-34	3759-164-005-00	13- 8
1396-902-025-00	16-10-1	1398-311-210-10	9-35	3759-164-005-00	14-16
1396-902-025-00	17-10-1	1398-311-220-00	9-36	7954-205-101-00	4- 7
1396-902-026-00	16-15	1398-401-210-00	10-16		
1396-902-026-00	17-15	1398-402-002-00	10-17		
1396-902-027-00	17- 5	1398-408-211-00	9-38		
1396-902-028-00	17- 6	1398-606-001-10	12- 9		
1396-902-029-00	17- 8	1398-606-002-00	12-17		
1396-902-031-00	17- 9	1398-606-004-00	13-24		
1396-902-032-00	16- 6	1398-606-200-00	12- 6		
1396-902-033-00	16- 9	1398-611-001-00	15-33		
1396-906-001-00	18- 7	1398-611-200-00	15-34		
1396-911-002-00	16-20	1398-612-200-00	15-13		
1396-911-003-00	16-21	1398-616-200-00	2-20		
1396-911-004-00	16-22	1398-621-002-00	10-40		
1396-930-200-00	19- 1	1398-621-200-00	10-39		
1397-121-001-10	1-18	1398-901-005-00	16- 1		
1397-201-002-00	3-30	1398-901-005-00	17- 1		
1397-201-004-00	3-29	1398-901-006-00	16- 2		





A

No.1300-098-096-00

Printed in Japan

March, 1987

ISEKI & CO., LTD.

Foreign Affairs Division

3-6, Kioicho, Chiyoda-ku, Tokyo 102, Japan

Telex: 232-2752, 232-2753

Cable address: ISEKIRICE TOKYO

Phone: 03-238-5245~5258